


Quarterly Report

Q2-13

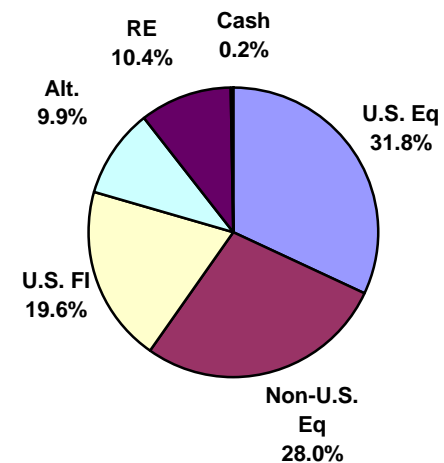
Actual Asset Allocation Comparison (differences due to rounding)¹

June 30, 2013

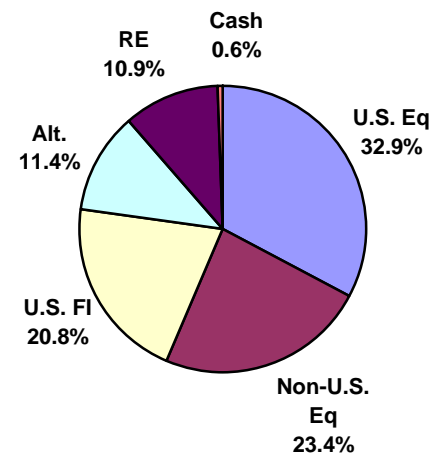


Total Assets: \$2,012,126,852

March 31, 2013



June 30, 2012



¹ Does not include subsequent changes to market value after the issuance of previous reports.