

City of Seattle Human Services Department Food Access Portfolio & 2026 Changes



Seattle
Human Services

Equity • Support • Community

Human Services Department (HSD) Background



Seattle
Human Services

Equity • Support • Community

About HSD



Mission

The Seattle Human Services Department invests hundreds of millions of dollars to *connect people with resources and solutions during times of need so we can all live, learn, work and take part in strong, healthy communities.*

Focus

- Funding Seattle's safety net
- Convening policymakers and thought leaders
- Providing direct services

HSD's Work on Food Action Plan

Strategic Priorities



1. Community Food Security

Build community food security through culturally relevant, equitable, and nutritious food access.



2. Land Access & Use

Support Traditional Foods and regenerative practices, locally grown and harvested foods, and community food projects, focusing on communities historically excluded from land and water access and honoring Tribal sovereignty and treaty rights.



3. Education & Training

Expand access to culturally relevant and empowering food and nutrition education for youth, adults, and older adults.



4. Economy & Labor

Create an equitable, fair, and healthy local food economy for workers, businesses, and residents.



5. Local Supply Chains

Foster equitable, environmentally sustainable, and strengthened local supply chains.



6. Food Waste

Prevent food waste, rescue (redistribute) surplus food for people who need it, and compost the rest.



7. Environment & Climate


Reduce climate pollution associated with Seattle's food system and support regenerative food production practices that improve the environment and honor Tribal sovereignty and treaty rights.



8. Food Action Plan Stewardship

Create intentional structures and processes that enable effective coordination and implementation of the Food Action Plan in alignment with community and City values and priorities.

Approach



Direct food access

- Food purchase & distribution
- Staffing & operations



Nutrition

- Nutrition & food prep education
- Farm education



Food system support

- Regional coalition coordination & training
- Bulk food purchase & transportation



SBT Focus Population Alignment

- Communities of color
- Children and teens
- Older adults
- Immigrants and refugees
- People with low incomes
- People experiencing health disparities



Sample Programs Funded by SBT

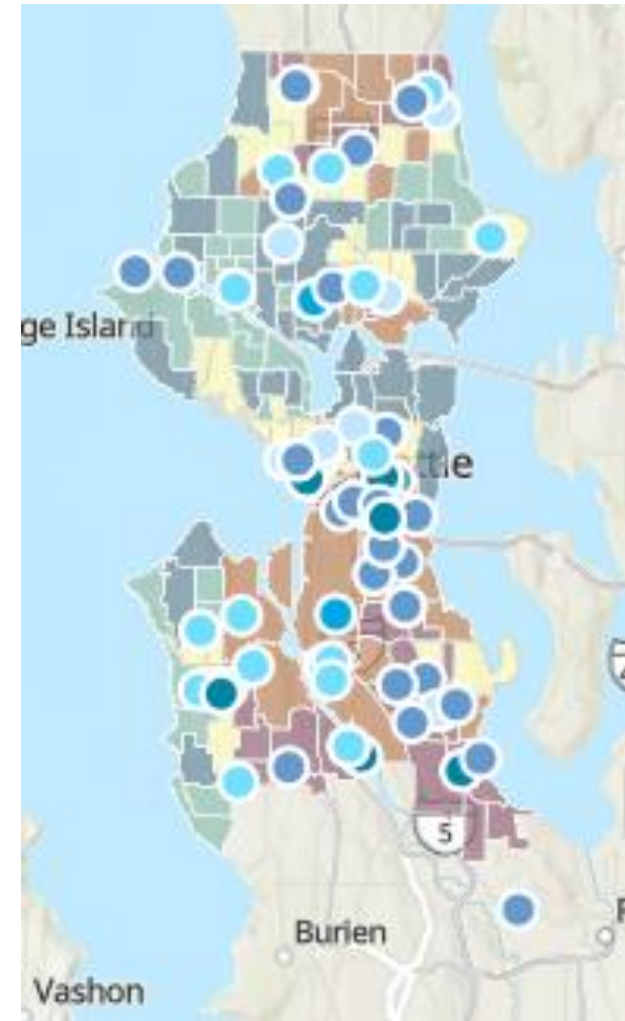
- West Seattle Food Bank
- Hunger Intervention Program
- Asian Counseling & Referral Service
- Rainier Valley Food Bank
- Community Lunch on Capitol Hill
- Byrd Barr Place
- Recovery Café
- Lifelong / Chicken Soup Brigade
- ROOTS Young Adult Shelter
- First Tongan*
- Pike Market Senior Center & Food Bank
- Farmstand Local Foods
- Cultivate South Park
- University District Food Bank
- El Centro de la Raza
- Jewish Family Service
- Vietnamese Mutual Assistance Association*
- Food Lifeline
- OSL Serves
- East African Community Services*
- Mary's Place
- Solid Ground
- North Helpline / Lake City Food Bank
- The Food Bank at St. Mary's

**receives funding via sub-agreement with an HSD contractor*



Food Access Sites

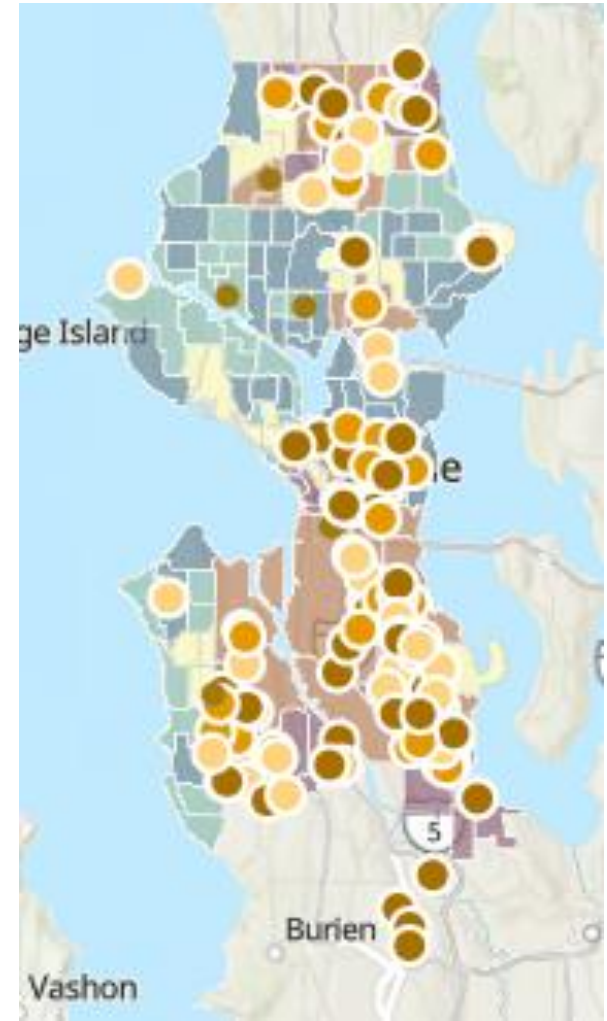
- Food banks including home delivery
- Mobile food banks including college campuses
- Community meal programs (all ages)
- Older adult meal programs and nutrition services
- Smaller community-based organizations via sub-agreement



Food Access Sites - Children

- In-home family childcare programs
- Childcare centers – **NEW**
- Seattle Preschools
- Seattle Public Schools (weekend take-home food bags)
- Summer meal sites

Map also includes OSE's Fresh Fruit & Vegetable Program sites



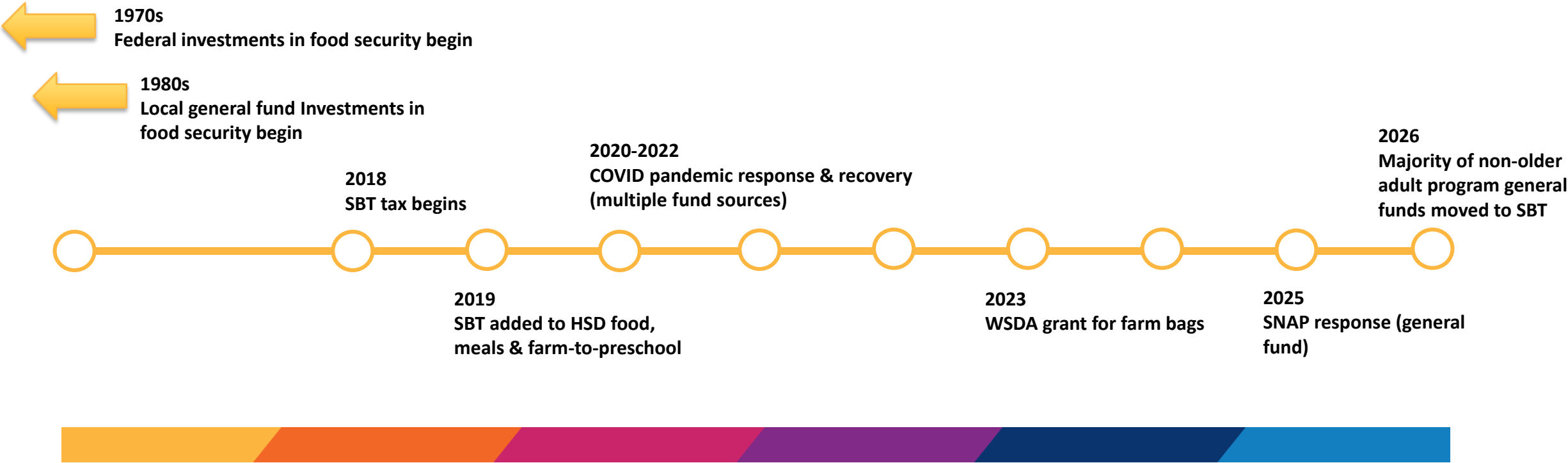
SBT History at HSD



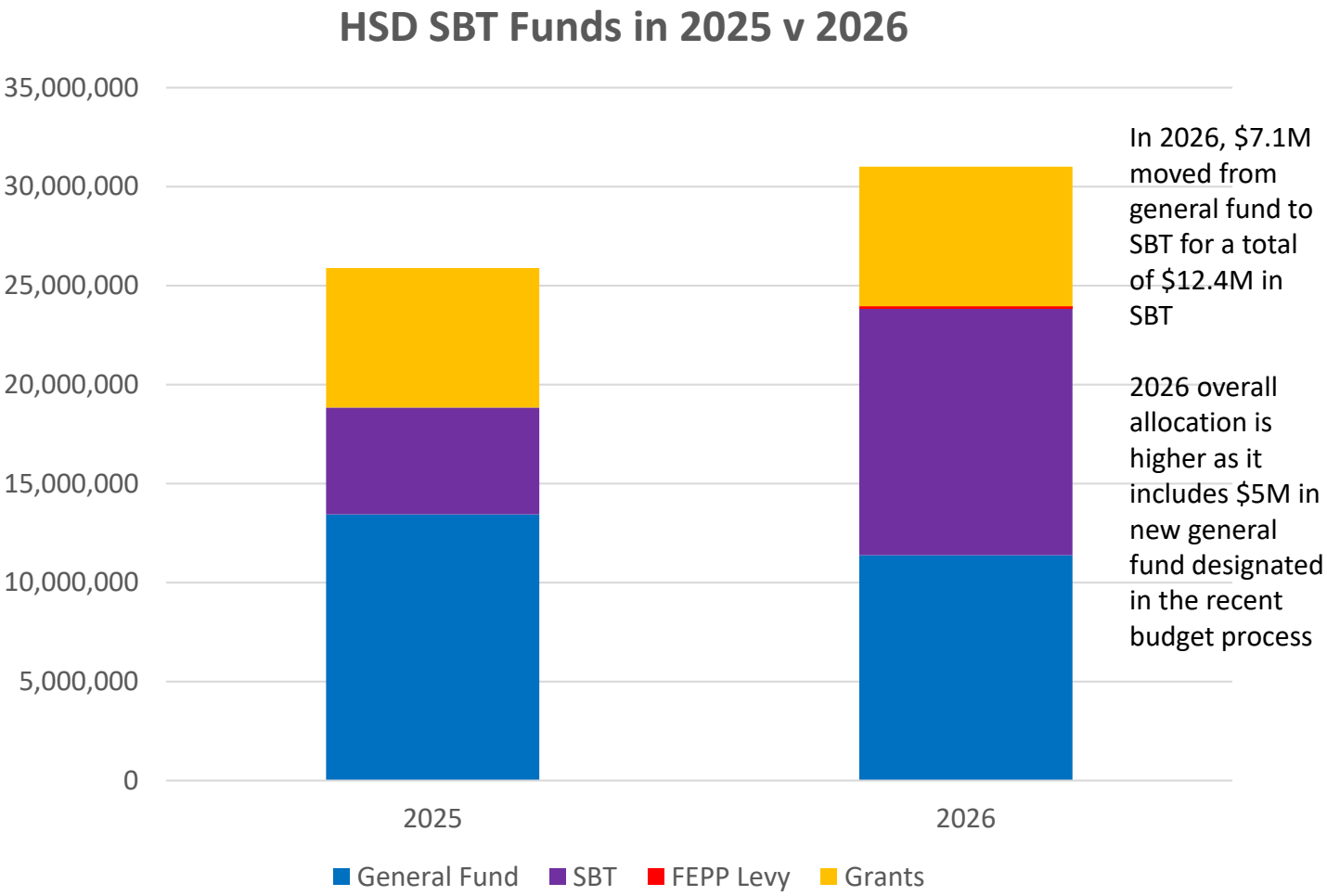
Seattle
Human Services

Equity • Support • Community

Food Access Funding in HSD

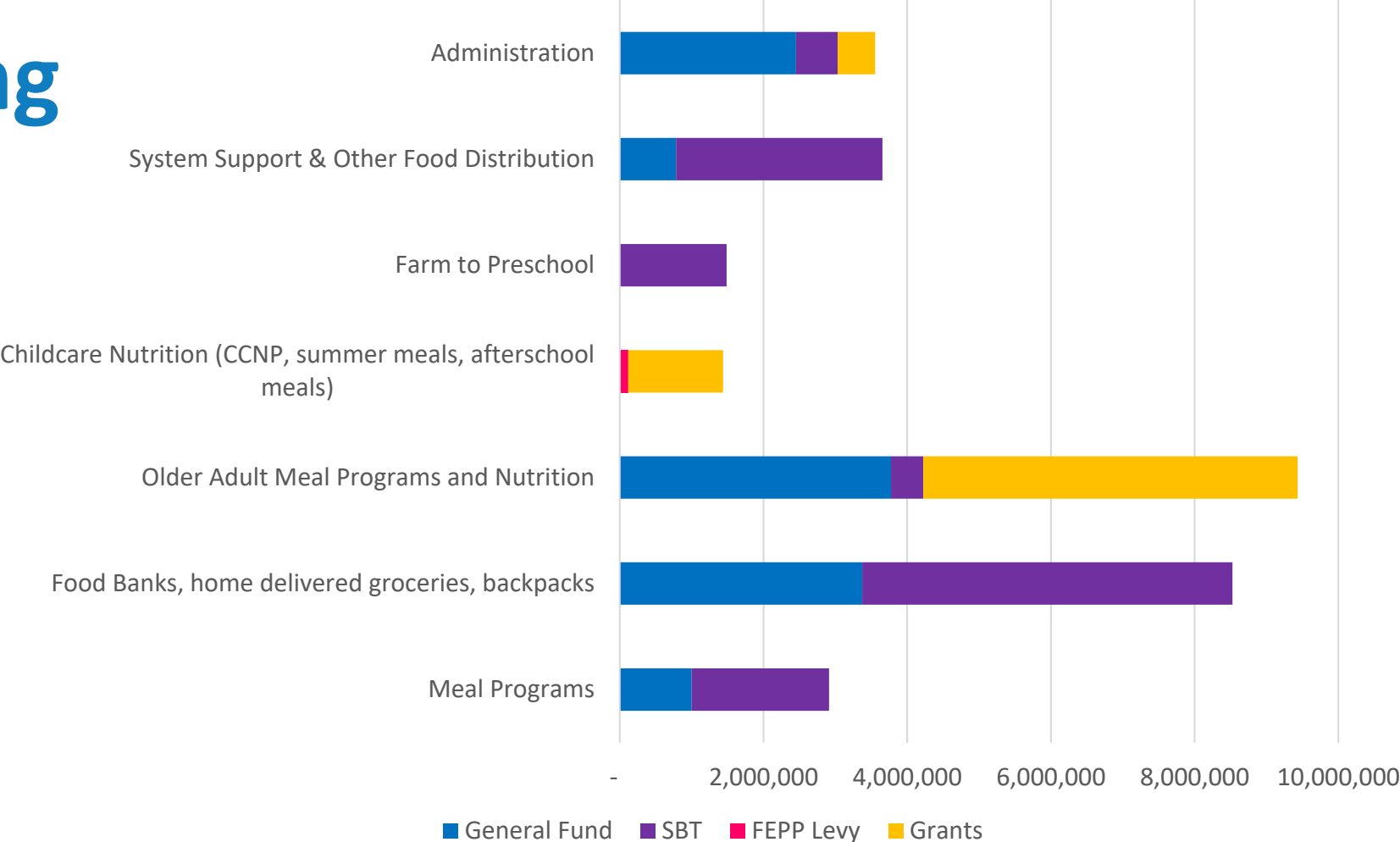


SBT Funding



SBT Funding

HSD 2026 SBT Funding by Program Type



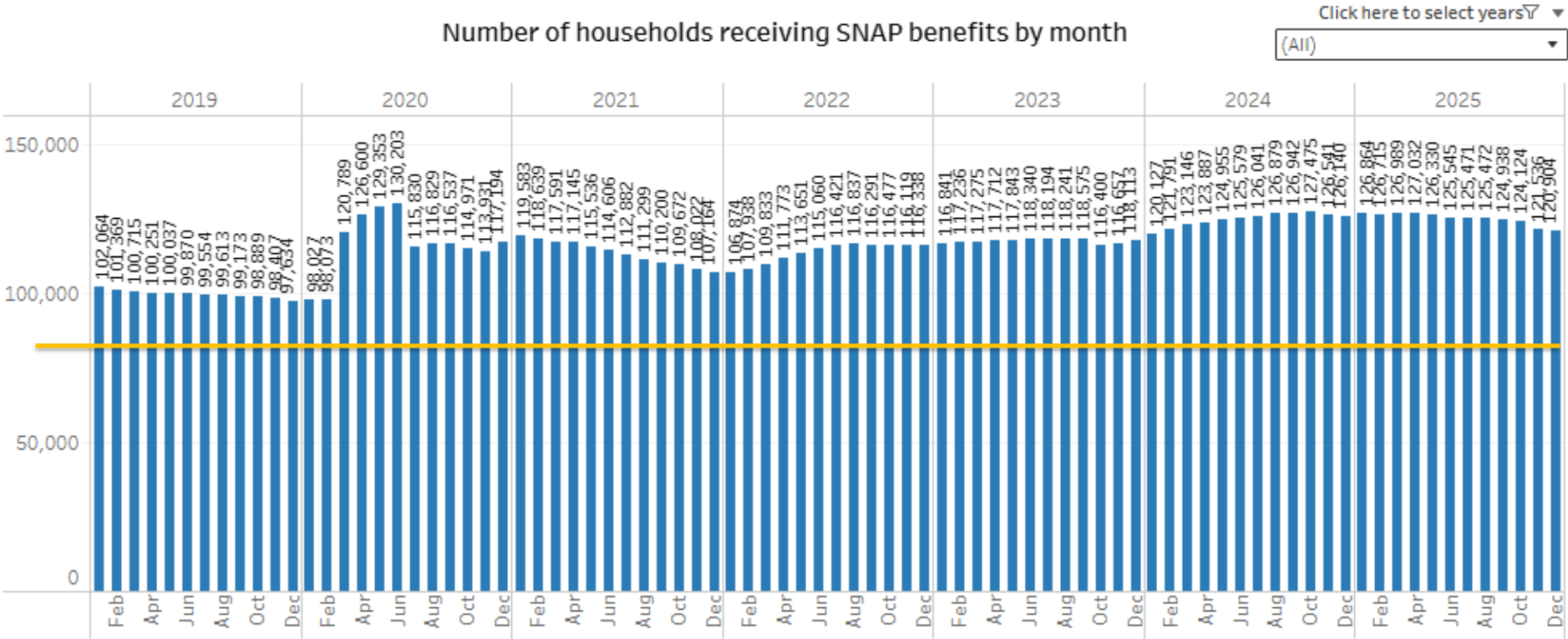
Food Security Landscape & 2026 Priorities



Seattle
Human Services

Equity • Support • Community

Landscape




Data Source: Public Health Seattle & King County

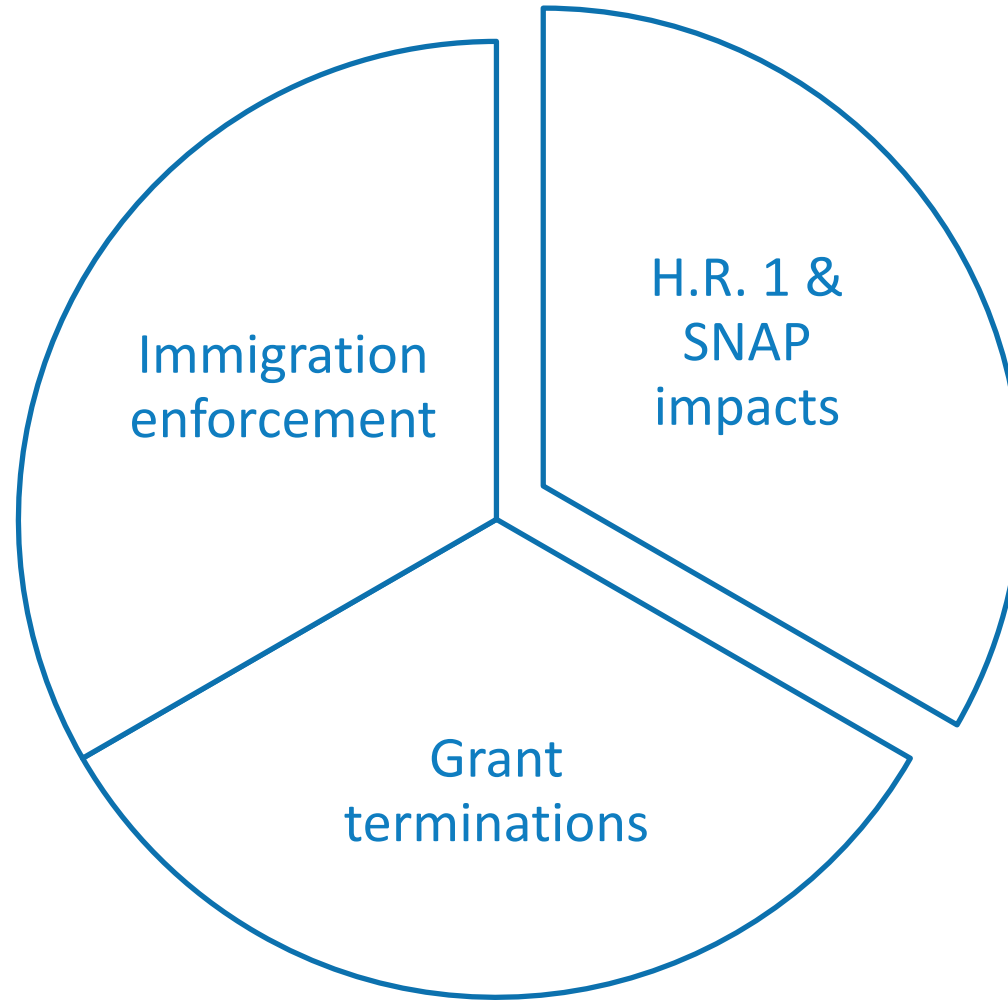
Landscape

Food Inflation by Year	
2016	0.3
2017	0.9
2018	1.4
2019	1.9
2020	3.4
2021	3.9
2022	9.9
2023	5.8
2024	2.3
2025	2.8

Data Source: U.S. Bureau of Labor Statistics: Food in U.S. city average, all urban consumers, not seasonally adjusted. CPI-All Urban Consumers.



Landscape



2026 Budget Adds (General Fund)

- \$3M for food banks
- \$1M for meal programs
- \$375K for food access for homeless programs
- \$250K for food access at Magnuson Park
- \$125K for Ballard Food Bank social worker
- \$250K for older adult meal access

Mayor's Budget

Council Budget Actions



Looking Ahead in 2026

- Continued Food Action Plan alignment, including
 - 1.A – Prioritize culturally relevant & equitably purchased foods in city food programs
 - 1.C – Strengthen the capacity of meal programs & food banks
 - 1.K – Strengthen disaster preparedness efforts
 - 3.A – Connect young people to food system jobs & job training
 - 6.D – Implement nutrition policies for rescued and donated food
 - 8.D – Strengthen culturally relevant, in-language outreach



Thank you!



Seattle
Human Services

Equity • Support • Community

