

Appendix A:

Description of business inspection, source tracing, and line cleaning programs in the Lower Duwamish Waterway

Contents

1. Business Inspections	1
1.1. Inspection Program History.....	1
1.2. Cross Program Referrals and Collaboration.....	1
1.3. Inspection Process Continuous Improvement.....	1
1.4. Business Inspection Process And Progressive Enforcement.....	2
1.5. Program Impact.....	3
1.5.1. Corrective Actions	3
2. Source Tracing	5
2.1. Sampling Methods.....	5
2.2. Data Interpretation.....	7
3. Line Cleaning	8

Figures

Figure A-1: SPU stormwater inspection process.....	2
Figure A-2: SPU stormwater enforcement process.....	3

1. Business Inspections

1.1. INSPECTION PROGRAM HISTORY

In 2003, SPU and King Co started business inspections in the Diagonal Ave S CSO/SD basin to support cleanup efforts in the Diagonal/Duwamish Early Action Area. These inspections targeted stormwater quality, industrial wastewater and hazardous waste management. The joint inspection program lasted for three years, at which point King County withdrew to focus on businesses that are permitted under the King County Industrial Waste program.

SPU has continued in the subsequent years to develop a robust inspection program. In 2007, SPU was one of the distinguished programs selected to be supported by the Department of Ecology Local Source Control (LSC) grant and training assistance program. In the years since SPU has continued to support LSC as a leadership program providing training and mentoring to new inspectors across western Washington. The modern business inspection program encompasses the entire City of Seattle separated drainage basin, but special emphasis is placed on the LDW. SPU currently carries out comprehensive inspections at businesses in the LDW to evaluate compliance with both City and County, State and Federal regulations regarding stormwater, industrial wastewater, spill containment, and hazardous waste management practices.

The City of Seattle NPDES Municipal Stormwater Permit requires that twenty (20) percent of businesses within the known inventory of businesses be inspected annually. During business inspections, SPU assigns a risk level based on their potential impact to the stormwater drainage system, as determined by site business activities, the current implementation of Best Management Practices, and the potential for incidental impacts. These risks; high, medium, and low, determine the frequency with which the business will be reinspected. High risk businesses are inspected at least every two years, while medium risk businesses are inspected every four years. Low risk businesses are inspected every six years. SPU has committed to inspecting businesses in the LDW at this risk based frequency, or more frequently, as staff time allows.

1.2. CROSS PROGRAM REFERRALS AND COLLABORATION

Business inspectors primarily verify compliance with the City of Seattle Stormwater code but are also trained to perform multi-media inspections beyond stormwater compliance. Through internal training and collaboration meetings with external partners, inspectors have sufficient expertise to refer issues to our regulatory partners for targeted follow-up. Areas of concern include hazardous waste management, industrial wastewater discharges to the sanitary sewer, volatile or particulate releases affecting air quality, safety concerns, fire risk, construction and permitting, and business licensing. SPU Source Control has an effective working relationship for referrals with King County Industrial Waste, King County Hazardous Waste Program, Department of Ecology Hazards Waste and Water Quality Programs, Seattle Department of Construction and Inspections, Puget Sound Clean Air Agency for independent follow-up. Likewise, our partner agencies refer stormwater-related issues to SPU staff when encountered during their inspections.

If SPU is aware that the business has an NPDES Stormwater Permit from Ecology or an Industrial Waste permit/ authorization from King County, the Inspector may call the respective agency to coordinate a joint inspection. These joint inspections are often coordinated through the Duwamish Inspectors Group, a partnership of inspectors from EPA, Ecology, King County, and Seattle that meets regularly to discuss inspection activities. SPU periodically updates its database with permitting information from other agencies so that Inspectors are aware when a joint inspection should be arranged.

1.3. INSPECTION PROCESS CONTINUOUS IMPROVEMENT

Since its inception in 2003, SPU source control has operated under a culture of continuous improvement of our processes to increase inspector efficiency, business efficacy, our collaboration, and record keeping. Over the years these improvements have included routine updates of our inspection procedures manual and inspection forms, development of an Access database to store and retrieve historic inspection records, and development of communication aids and reference documents for inspectors.

In the spring of 2017, SPU undertook a process evaluation under LEAN program management principles. As a result of this effort significant improvements were made to our enforcement process which resulted in a concise

process which is faster and easier to implement. An additional goal developed from the LEAN process and initiated mid-year 2018, SPU conducted an extensive update of our inspection records database. This effort transitioned the team to all electronic record keeping, mobile data entry, and primarily paperless communication with our partner businesses. Additional efforts to streamline and improve the data collection and record keeping continue, with further inspection software development occurring in 2020, 2022, and 2024. This culture of continuous improvement ensures program relevance with changing technology, culture, economy and regulatory environment.

1.4. BUSINESS INSPECTION PROCESS AND PROGRESSIVE ENFORCEMENT

SPU conducts both unscheduled and scheduled inspections. The decision to schedule or conduct an unannounced inspection is done at inspector discretion, with the inspector seeking to balance the desire for a candid evaluation of a business, inconvenience to the business owner or manager, and inspector efficiency.

The inspection process is summarized in Figure A-1.

At the initial inspection, the inspector gathers information on stormwater source control practices, industrial wastewater discharges, and hazardous waste management practices. A typical inspection includes both an interview with staff and a tour of the facility. Inspection notes and photographs are entered directly into the database either through a field tablet or a cell phone application. At the conclusion of the inspection, the Inspector reviews the required corrective actions, if any, and the compliance process with the owner and/or operator. Post inspection, the inspector selects appropriate violations of the stormwater code for inclusion in a 'Corrective Action' letter. The letter and supplemental drainage map, contractor list, guidance sheets, or best management practice (BMP) information is sent with the corrective action letter. This information is typically sent via email, but paper copies may be sent on request. The business is provided 30 days to comply with the required corrective actions. Business may be provided a compliance extension if requested in writing and accompanied by supporting information.

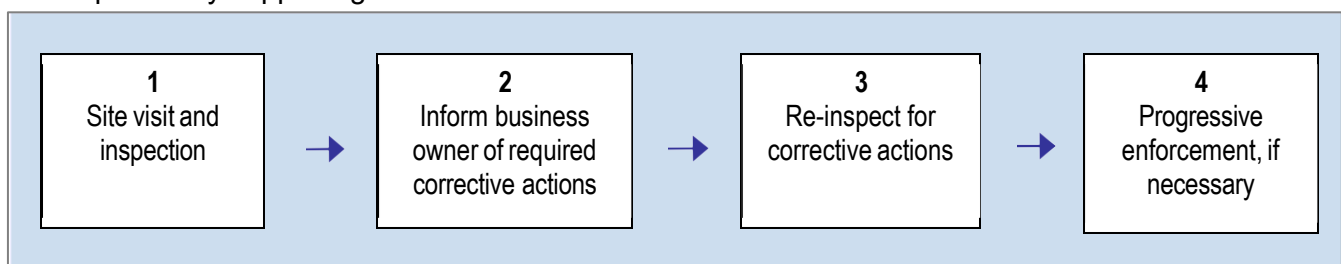


Figure A-1: SPU stormwater inspection process.

After 30 days, the Inspector re-inspects the site to evaluate the compliance status and affirm the corrective actions have been implemented. If the business is compliant, a 'Closure' letter is sent to

document the end of the inspection cycle. If the corrective actions have not been implemented, SPU uses a “progressive enforcement process” to achieve compliance.

Under the guidance of progressive enforcement, the business is typically issued a Notice of Violation (NOV) however with a suspended penalty. The potential penalty amount is based on a point system matrix of eight elements including:

- Public health risk
- Environmental damage or adversely affecting infrastructure
- Willful or knowing violation
- Unresponsive in correcting action
- Improper operation or maintenance
- Failure to obtain necessary permits and approval
- Economic benefit to non-compliance
- Repeat violation

NOV’s are drafted by the lead inspector but reviewed by the business inspection lead, City attorney’s office, and the Source Control program manager.

The business is usually provided 2 weeks to comply upon receipt of the NOV. Unlike regular corrective action letters, NOV’s are typically sent through registered mail in addition to email. If the violation involves an illicit discharge or is an otherwise egregious violation, the financial penalty aspect of the NOV may be issued immediately, and the compliance window shortened. The inspection team has flow charts and guidance documents detailing enforcement criteria for source control implementation and illicit discharges/connections. These documents and NOV review process ensure that there is consistency and transparency in the enforcement process. For complex sites, such as those that may require an engineered solution to comply, the responsible party and the City may choose to enter into a Voluntary Compliance Agreement, which identifies milestones for compliance and acts as a contract between the parties. The City also has an administrative appeal process as part of its progressive enforcement process. The progressive enforcement process for inspections is outlined in Figure A-2.

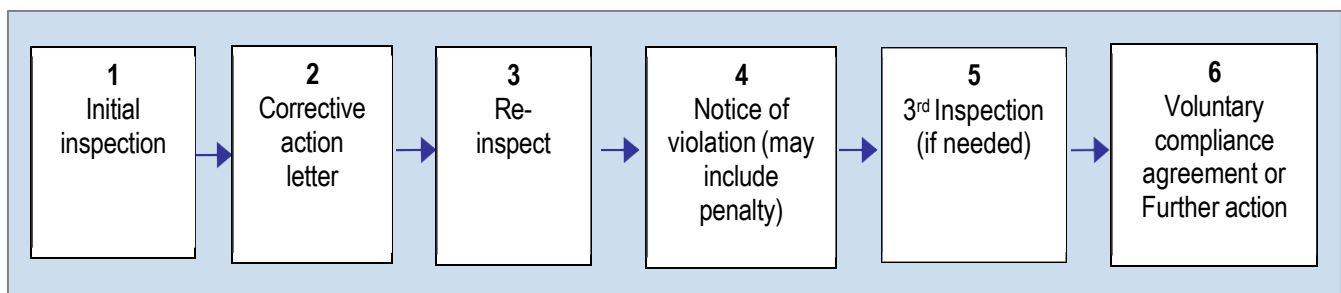


Figure A-2: SPU stormwater enforcement process.

2. Source Tracing

2.1. SAMPLING METHODS

No single sampling methodology exists to effectively trace potential sources of contaminants to LDW sediment. Therefore, a variety of sampling techniques are used. Sediment (or solids) samples, rather than whole water samples, are generally preferred because:

- Storm drain solids samples provide a more direct measure of potential contaminant contributions to waterway sediment, because many contaminants of concern are relatively

insoluble and tend to attach to the particles present in stormwater/wastewater. Consequently, they are transported to the waterway primarily as particulates.

- Storm drain solids samples can be collected relatively quickly using simple tools and equipment. By comparison, stormwater sampling requires expensive automatic samplers, which may require structural modifications to install, as well as considerable staff resources to operate and maintain.
- Storm drain solids that accumulate in the stormwater/wastewater systems provide a measure of pollutant contributions over a longer time period (generally what has been deposited since the system was last cleaned), whereas water samples provide only a snapshot of a single event.
- Unlike whole water samples, storm solids samples do not usually present detection limit problems for the analytical laboratory. Contaminants present in storm drain solids can usually be quantified, which makes it easier to evaluate and interpret the sample results.

Samples of solids are collected from various locations within the stormwater/wastewater collection systems. Sampling solids enables the source tracing efforts to maximize coverage of the LDW stormwater/wastewater

systems and to gather information on the extent and location of contaminants within the systems. Because active City CSOs represent only 436 acres of the approximately 20,000 acres of combined sewer service area in the LDW, SPU has focused its efforts on the City-owned MS4, which drains a substantially larger area.

Each type of sample represents a different geographic scale and a different component of the sediment in the stormwater/wastewater systems. SPU uses the following four types of samples to track and identify potential pollutant sources in the LDW:

1. Inline Sediment Traps. Sediment traps consist of a device mounted inside the conveyance system that passively collects suspended particulate material that passes by the sampling station. SPU has primarily used the modified-Norton style trap which consists of 1 L Teflon® bottle held in sleeve held in a stainless-steel sleeve/bracket that attaches to the pipe or vault structure where they are typically deployed (Figure 3). The bottle is approximately 8 inches tall. As a result, these traps are only used in pipes that are 18-inches or larger in diameter². Using a grant from Ecology, SPU developed a lower profile, bowl-style trap that could be installed in smaller diameter pipe (Figure 4). These traps have been installed in several basins where trap based sampling had previously been infeasible.

Traps are generally left in place for 12 months to collect enough material for chemical analysis. Sediment traps typically represent the suspended solids that are transported in the system. Sampling stations are selected to isolate specific drainage sub-basins or capture contributions from the entire drainage basin (e.g., generally greater than 50 acres for separated storm basin). Sediment traps are typically installed to identify potential problem areas within a drainage system and are followed up with more intensive sampling to identify potential specific contaminant sources (e.g., inline grabs and private onsite catch basin samples).

2. Inline Sediment Grab Samples. Inline sediment samples are grab samples collected from maintenance holes or other structures located on the SD line where sediment may accumulate. Like sediment traps, inline grab samples also represent contributions on a basin-wide or sub-basin scale. However, inline grabs typically represent the heavier material that accumulates and is transported in the bedload material that moves along the bottom of the pipe.

² To obtain representative samples, the water level in the pipe needs to overtop the sample bottle during most storm events. In smaller diameter pipes, the sediment traps are only effective during larger storms.

These samples are collected using a long-handled scoop from areas where sufficient sediment is present for chemical analysis (Figure 5). Inline sediment samples are usually collected prior to installing a sediment trap or prior to cleaning the drain to characterize the chemical quality of sediment in the SD or combined sewer system and are useful in tracing sources in systems that are not large enough to install a sediment trap.

3. Catch Basin Solids. Catch basin samples are grab samples of solids that have accumulated in the catch basin. Catch basins are part of the stormwater collection system and collect runoff from a small catchment area (less than 0.5 acres). These structures are equipped with a small sump to capture solids and other large debris before it can enter the stormwater conveyance system (or before it can enter the combined sewer system). Because many pollutants present in urban stormwater runoff tend to adhere to solids, catch basins can also trap pollutants. The solids that accumulate in catch basins provides a measure of the quality of storm drain solids discharged from a specific location. Catch basin samples are collected either from a specific site or property (private onsite) or from the public ROW.
4. Soil/Street Dust. Soil and street dust samples are collected to confirm offsite transport of contaminants from adjacent properties to the City right-of-way and in areas where there is no formal storm drain system to collect/convey street runoff. Like catch basin samples, soil and street dust samples represent contributions from a small local area. SPU refers to these samples as “outside the drainage system” or ODS because samples are not collected from within the stormwater collection/conveyance system.



Figure 3: Modified-Norton style trap that has been used by SPU.



Figure 4: New bowl-style trap.



Figure 5: Inline grab sampling

2.2. DATA INTERPRETATION

There are no regulatory standards for catch basin solids, inline solids, and sediment trap samples. SPU typically compares results to the state sediment management standards (SMS) and the Washington

State Model Toxics Control Act (MTCA) Method A cleanup standards³. Although these standards do not apply to storm drain solids, SPU, Ecology, and other members of the LDW Source Control Work Group commonly use the SMS as screening levels to provide a rough indication of storm drain solids quality. The SMS establishes two levels:

- Sediment cleanup objective (SCO): Ecology's goal for protection of human health and the environment.
- Cleanup screening level (CSL): Maximum allowed concentration of any contaminant and level of biological effects permissible at a site or site cleanup unit after completion of a cleanup action.

Because storm drain solids samples typically contain fairly high concentrations of total organic carbon (TOC), the dry-weight equivalent SMS values (i.e., LAET and 2LAET) are used for the organic compounds where SCO/CSL values are based on TOC-normalized concentrations.⁴

SPU uses the CSL/2LAET to trigger source tracing activities. To date, SPU has focused on looking for sources of metals, PAHs, and PCBs, because they exceed the CSL/2LAET screening levels more often than other chemicals.⁵ Source tracing screening levels are used to focus City activities on areas where the highest levels of contaminants are present that may be affecting the City's-owned MS4 (i.e., a "worst first" approach). To date, these levels have been effective in informing the City's actions. Screening levels may change over time to reflect overall improvements in source concentrations and/or regulatory requirements.

Comparison of storm drain sediment collected from catch basins, maintenance holes, and sediment traps to SMS criteria is considered conservative. If storm drain solids samples are below the SCO criteria, there is little chance of stormwater causing sediment offshore of the outfalls to become re-contaminated above these levels. However, a concentration above the SCO does not necessarily indicate that the sediment offshore of the outfall will exceed standards, because sediment discharged from storm drain disperses in the receiving environment and mixes with sediment from other sources before depositing.

When specific sources of contaminants are identified, SPU inspectors work with the discharger to control sources by requiring the discharger to comply with the City Stormwater Code to eliminate or modify the practice that generates the problem chemical or by moving a particular activity inside where contaminants can be effectively contained or by isolating outdoor activities to prevent contaminants from coming in contact with stormwater. In most cases, SPU has been able to effect the necessary changes using City code authority. When problems extend beyond what the City has legal authority to require, the situations are referred to partner agencies that have the appropriate authority:

- Sites with industrial waste management issues (e.g., process waste being discharged to the sanitary of combined sewer without a permit) are referred to King County Industrial Waste
- Sites with hazardous waste handling, labelling, or disposal issues are referred to King County Local Hazardous Waste Program (small quantity generators) or Ecology Hazardous Waste and Toxics Reduction (large quantity generators)
- Sites that should have an industrial stormwater general permit and do not, or sites with a permit that are not in compliance with permit requirements are referred to the Ecology Water Quality Program.
- Sites where releases of hazardous materials have occurred that require onsite cleanup are referred to EPA and/or Ecology.

³ MTCA Method A cleanup standards are used only to evaluate contaminants for which there are no sediment management standards (e.g. total petroleum hydrocarbons).

⁴ TOC concentrations in storm drain sediment samples ranges from 0.3 to 42 percent with average and median concentrations of 6.3 and 5.6, respectively.

3. Line Cleaning

SPU's Line Cleaning for Source Control program is utilized to remove contaminants and other solids present within the drainage systems of the LDW. This process may be utilized to support source tracing and/or protect the downstream drainage system and waterway from impact where contaminants have been identified. Depending on the situation, cleaning may be limited to a specific area where problems were identified, or the entire City-owned MS4 drainage system may be cleaned. In cases where specific sources are identified, line cleaning occurs after SPU inspectors have worked with the responsible party, verified that appropriate controls have been put in place, and the property owner has removed any contaminated sediment from the private onsite drainage system. Where no source(s) can be identified, City lines are scheduled to be cleaned after the SPU source control team has inspected all of the businesses that are considered to be potential sources and when sufficient samples have been collected upstream and downstream of a problem area to identify the pipes where sediments containing elevated levels of contaminants have accumulated.

In these cases, it is assumed that there is no longer an ongoing source and cleaning is performed to remove what is considered to be legacy contaminants that may interfere with future source tracing efforts. The SPU source control team meets weekly to discuss overall progress and issues encountered by the inspectors. Information exchanged during these meetings helps to determine when source tracing has been completed. Pipe cleaning activities are prioritized based on the following criteria:

- Severity of contamination as determined by source tracing sampling (e.g., number and magnitude of exceedance of sediment management standard CSL/2LAET screening levels)
- Length of pipe affected (it is easier to schedule and implement cleaning when only a short section of line is involved)
- Depth of solids (heavy solid accumulation can reduce pipe capacity and contribute to flooding problems)
- Need for video inspection to evaluate pipe condition or support other investigations
- Availability of a suitable site to install the necessary decant/dewatering/treatment facility. Sites must have access to a sanitary sewer, access for vector trucks and equipment, and ideally be near the area being cleaned to minimize travel time.
- Available resources. Existing budget is limited; therefore, SPU has aggressively sought outside funding to expand its line cleaning efforts.

Lines are re-sampled after sufficient material has accumulated in the system to evaluate whether sources are adequately controlled. If chemical concentrations following cleaning exceed the CSL/2LAET triggers, the source tracing/cleaning cycle begins again until confirmation samples show that concentrations remain below the CSL/2LAET.

Line cleaning work in the LDW is typically conducted by a contractor that has experience conducting similar work for the City. Line cleaning operations include installing and operating a temporary decant/treatment facility to dewater the solids removed by cleaning, jetting and cleaning lines/structures, disposing of all solids removed from the system, and video-inspecting the lines after cleaning to confirm that cleaning was successful and to assess the condition of the pipes. Sediment removed during storm drain cleaning operations typically must be dewatered prior to disposal. Excess water is removed, treated, and discharged to

the local wastewater collection system under a discharge authorization with King County. Decant/treatment facilities generally include two 20,000-gallon storage tanks to remove solids by settling and a third tank to hold treated water for testing. In some cases, additional filtering using bag or sand filter systems is needed to remove solids. In addition, a granular activate carbon (GAC) filter may also be required to remove PCBs and other organic chemicals that could interfere with treatment plant operations or biosolids disposal. The remaining solids are then shipped offsite for disposal, typically a Subtitle D landfill.

SYS_SAMPLE_CODE	SYS_LOC_CODE	X_COORD	Y_COORD	SAMPLE_DATE	Loc_Group_Code	LOC_DESC
16TH-ST1-053123	16TH-ST1	1274855.49	197551.13	5/31/2023	16th Ave S SD (east)	SedTrap in MH at east side of 16th Ave S, u/s of Boeing
17TH-ST1-011922	17TH-ST1	1275054.02	195624.02	1/19/2022	17th Ave S SD	In MH on shoulder between 16th and 17th Ave S, at outfall pipe start
17TH-ST1-041024	17TH-ST1	1275054.02	195624.02	4/10/2024	17th Ave S SD	In MH on shoulder between 16th and 17th Ave S, at outfall pipe start
17TH-ST1-050819	17TH-ST1	1275054.02	195624.02	5/8/2019	17th Ave S SD	In MH on shoulder between 16th and 17th Ave S, at outfall pipe start
17TH-ST1-052423	17TH-ST1	1275054.02	195624.02	5/24/2023	17th Ave S SD	In MH on shoulder between 16th and 17th Ave S, at outfall pipe start
17TH-ST1-101222	17TH-ST1	1275054.02	195624.02	10/12/2022	17th Ave S SD	In MH on shoulder between 16th and 17th Ave S, at outfall pipe start
17TH-ST1-101620	17TH-ST1	1275054.02	195624.02	10/16/2020	17th Ave S SD	In MH on shoulder between 16th and 17th Ave S, at outfall pipe start
1ST-ST8-070319-N	1ST-ST8	1269296.1	193993.76	7/3/2019	1st Ave S SD (west)	In median lane of Olsen Pl SW just east of 1st Ave S, prior to 2nd Ave SW.
1ST-ST1-041519	1st-ST1	1269988.177	198544.264	4/15/2019	1st Ave S SD (west)	1st Ave S pond, N side of S Holden St--SR99 inlet
1ST-ST1-041918	1ST-ST1	1269988.177	198544.264	4/19/2018	1st Ave S SD (west)	1st Ave S pond, N side of S Holden St--SR99 inlet
1ST-ST1-051216	1ST-ST1	1269988.177	198544.264	5/12/2016	1st Ave S SD (west)	1st Ave S pond, N side of S Holden St--SR99 inlet
1ST-ST1-052021	1ST-ST2	1269790.799	198570.699	5/20/2021	1st Ave S SD (west)	1st Ave S pond, N side of S Holden St--SR509 inlet
1ST-ST1-052215	1ST-ST1	1269988.177	198544.264	5/22/2015	1st Ave S SD (west)	1st Ave S pond, N side of S Holden St--SR99 inlet
1ST-ST1-052314	1st-ST1	1269988.177	198544.264	5/23/2014	1st Ave S SD (west)	1st Ave S pond, N side of S Holden St--SR99 inlet
1ST-ST1-052517	1ST-ST1	1269988.177	198544.264	5/25/2017	1st Ave S SD (west)	1st Ave S pond, N side of S Holden St--SR99 inlet
1ST-ST1-061512	1ST-ST1	1269988.177	198544.264	6/15/2012	1st Ave S SD (west)	1st Ave S pond, N side of S Holden St--SR99 inlet
1ST-ST1-061512-G	1ST-ST1	1269988.177	198544.264	6/15/2012	1st Ave S SD (west)	1st Ave S pond, N side of S Holden St--SR99 inlet
1ST-ST1-101222	1ST-ST1	1269988.177	198544.264	10/12/2022	1st Ave S SD (west)	1st Ave S pond, N side of S Holden St--SR99 inlet
1ST-ST1-101620	1ST-ST1	1269988.177	198544.264	10/16/2020	1st Ave S SD (west)	1st Ave S pond, N side of S Holden St--SR99 inlet
1ST-ST1-110410	1st-ST1	1269988.177	198544.264	11/4/2010	1st Ave S SD (west)	1st Ave S pond, N side of S Holden St--SR99 inlet
1ST-ST1-110410-G	1st-ST1	1269988.177	198544.264	11/4/2010	1st Ave S SD (west)	1st Ave S pond, N side of S Holden St--SR99 inlet
1ST-ST2-030609	1st-ST2	1269790.799	198570.699	3/6/2009	1st Ave S SD (west)	1st Ave S pond, N side of S Holden St--SR509 inlet
1ST-ST2-030609-G	1st-ST2	1269790.799	198570.699	3/6/2009	1st Ave S SD (west)	1st Ave S pond, N side of S Holden St--SR509 inlet
1ST-ST2-041519	1st-ST2	1269790.799	198570.699	4/15/2019	1st Ave S SD (west)	1st Ave S pond, N side of S Holden St--SR509 inlet
1ST-ST2-041918	1ST-ST2	1269790.799	198570.699	4/19/2018	1st Ave S SD (west)	1st Ave S pond, N side of S Holden St--SR509 inlet
1ST-ST2-042313	1st-ST2	1269790.799	198570.699	4/23/2013	1st Ave S SD (west)	1st Ave S pond, N side of S Holden St--SR509 inlet
1ST-ST2-042313-G	1st-ST2	1269790.799	198570.699	4/23/2013	1st Ave S SD (west)	1st Ave S pond, N side of S Holden St--SR509 inlet
1ST-ST2-051216	1ST-ST2	1269790.799	198570.699	5/12/2016	1st Ave S SD (west)	1st Ave S pond, N side of S Holden St--SR509 inlet
1ST-ST2-052021	1ST-ST1	1269988.177	198544.264	5/20/2021	1st Ave S SD (west)	1st Ave S pond, N side of S Holden St--SR99 inlet
1ST-ST2-052215	1ST-ST2	1269790.799	198570.699	5/22/2015	1st Ave S SD (west)	1st Ave S pond, N side of S Holden St--SR509 inlet
1ST-ST2-052517	1ST-ST2	1269790.799	198570.699	5/25/2017	1st Ave S SD (west)	1st Ave S pond, N side of S Holden St--SR509 inlet
1ST-ST2-061512	1st-ST2	1269790.799	198570.699	6/15/2012	1st Ave S SD (west)	1st Ave S pond, N side of S Holden St--SR509 inlet
1ST-ST2-061512-G	1st-ST2	1269790.799	198570.699	6/15/2012	1st Ave S SD (west)	1st Ave S pond, N side of S Holden St--SR509 inlet
1ST-ST2-090220	1ST-ST2	1269790.799	198570.699	9/2/2020	1st Ave S SD (west)	1st Ave S pond, N side of S Holden St--SR509 inlet
1ST-ST2-110410	1st-ST2	1269790.799	198570.699	11/4/2010	1st Ave S SD (west)	1st Ave S pond, N side of S Holden St--SR509 inlet
1ST-ST2-110410-G	1st-ST2	1269790.799	198570.699	11/4/2010	1st Ave S SD (west)	1st Ave S pond, N side of S Holden St--SR509 inlet
1ST-ST3-032923	1ST-ST3	1267991.376	197680.318	3/29/2023	1st Ave S SD (west)	SW Kenyon St at 4th Ave SW
1ST-ST3-041524	1ST-ST3	1267991.376	197680.318	4/15/2024	1st Ave S SD (west)	SW Kenyon St at 4th Ave SW
1ST-ST3-041619	1ST-ST3	1267991.376	197680.318	4/16/2019	1st Ave S SD (west)	SW Kenyon St at 4th Ave SW
1ST-ST3-041619-G	1ST-ST3	1267991.376	197680.318	4/16/2019	1st Ave S SD (west)	SW Kenyon St at 4th Ave SW
1ST-ST3-041818	1ST-ST3	1267991.376	197680.318	4/18/2018	1st Ave S SD (west)	SW Kenyon St at 4th Ave SW
1ST-ST3-041818-G	1ST-ST3	1267991.376	197680.318	4/18/2018	1st Ave S SD (west)	SW Kenyon St at 4th Ave SW
1ST-ST3-042022	1ST-ST3	1267991.376	197680.318	4/20/2022	1st Ave S SD (west)	SW Kenyon St at 4th Ave SW
1ST-ST3-042022-G	1ST-ST3	1267991.376	197680.318	4/20/2022	1st Ave S SD (west)	SW Kenyon St at 4th Ave SW
1ST-ST5-2-080210	1st-ST5	1269687.5	198011.799	8/2/2010	1st Ave S SD (west)	SR 509 (northbound), S Occidental St offramp
1ST-ST5-4-080210	1st-ST5	1269687.5	198011.799	8/2/2010	1st Ave S SD (west)	SR 509 (northbound), S Occidental St offramp
1ST-ST8-062623	1ST-ST8	1269296.1	193993.76	6/26/2023	1st Ave S SD (west)	In median lane of Olsen Pl SW just east of 1st Ave S, prior to 2nd Ave SW.

Appendix B: All Data for Prioritization

CHEMICAL_NAME RESULT_UNIT			>10 Phi Clay %	1,2,4-Trichlorobenzene ug/kg	1,2-Dichlorobenzene ug/kg	1,3-Dichlorobenzene ug/kg	1,4
SYS_SAMPLE_CODE	SAMPLE_METHOD	LOC_MAJ OR_BASI N	RESULT_TEXT INTERPRETED_QUALIFIERS	RESULT_TEXT INTERPRETED_QUALIFIERS	RESULT_TEXT INTERPRETED_QUALIFIERS	RESULT_TEXT INTERPRETED_QUALIFIERS	RESULT_TEXT
16TH-ST1-053123	SedTrap	MS4		42.4 U	30.6 U	15.6 U	31.6
17TH-ST1-011922	SedTrap	MS4		61.5 U	40.8 U	53.9 U	
17TH-ST1-041024	SedTrap	MS4		81.3 U	58.6 U	29.9 U	60.7
17TH-ST1-050819	SedTrap	MS4					
17TH-ST1-052423	SedTrap	MS4					
17TH-ST1-101222	SedTrap	MS4					
17TH-ST1-101620	SedTrap	MS4					
1ST-ST8-070319-N	SedTrap	MS4		29.8 U	23.3 U	25.4 U	22
1ST-ST1-041519	SedTrap	MS4		149 UJ	116 UJ	127 UJ	110
1ST-ST1-041918	SedTrap	MS4		29.6 U	23.2 U	25.2 U	21.8
1ST-ST1-051216	SedTrap	MS4		140 U	140 U	140 U	140
1ST-ST1-052021	SedTrap	MS4		29.8 U	23.3 U	25.4 U	22
1ST-ST1-052215	SedTrap	MS4		300 U	300 U	300 U	300
1ST-ST1-052314	SedTrap	MS4	3	290 U	290 U	290 U	290
1ST-ST1-052517	SedTrap	MS4		29.4 U	23 U	25 U	21.6
1ST-ST1-061512	SedTrap	MS4	3.5	130 U	130 U	130 U	130
1ST-ST1-061512-G	Grab-Manual	MS4	0.1 U	81 U	81 U	81 U	81
1ST-ST1-101222	SedTrap	MS4		101 U	66.7 U	88.1 U	88.4
1ST-ST1-101620	SedTrap	MS4		29.7 UJ	23.3 UJ	25.3 UJ	21.9
1ST-ST1-110410	SedTrap	MS4	3.6	200.00 U	200 U	200 U	200
1ST-ST1-110410-G	Grab-Manual	MS4	0.8	140 U	140 U	140 U	140
1ST-ST2-030609	SedTrap	MS4					
1ST-ST2-030609-G	Grab-Manual	MS4		59 U	59 U	59 U	59
1ST-ST2-041519	SedTrap	MS4					
1ST-ST2-041918	SedTrap	MS4		29.7 U	23.2 U	25.2 U	21.9
1ST-ST2-042313	SedTrap	MS4	0.9	120 U	120 U	120 U	120
1ST-ST2-042313-G	Grab-Manual	MS4	2.2 U	58 U	58 U	58 U	58
1ST-ST2-051216	SedTrap	MS4		99 U	99 U	99 U	99
1ST-ST2-052021	SedTrap	MS4		29.8 U	23.3 U	25.4 U	22
1ST-ST2-052215	SedTrap	MS4		120 U	120 U	120 U	120
1ST-ST2-052517	SedTrap	MS4		29 U	22.7 U	24.7 U	21.4
1ST-ST2-061512	SedTrap	MS4	4.9	96 U	96 U	96 U	96
1ST-ST2-061512-G	Grab-Manual	MS4	4 U	19 U	19 U	19 U	19
1ST-ST2-090220	Grab-Manual	MS4		29.8 UJ	23.3 UJ	25.3 UJ	21.9
1ST-ST2-110410	SedTrap	MS4	2.2	130 U	130 U	130 U	130
1ST-ST2-110410-G	Grab-Manual	MS4	2.2 U	20 U	20 U	20 U	47
1ST-ST3-032923	SedTrap	MS4		10.7 U	7.1 U	9.3 U	9.4
1ST-ST3-041524	SedTrap	MS4		42.5 U	30.6 U	15.6 U	31.7
1ST-ST3-041619	SedTrap	MS4		29.7 UJ	23.2 UJ	25.3 UJ	21.9
1ST-ST3-041619-G	Grab-Manual	MS4		44.9 J	13.4 U	14.6 U	12.6
1ST-ST3-041818	SedTrap	MS4		28.7 U	22.4 U	24.4 U	21.1
1ST-ST3-041818-G	Grab-Manual	MS4		28.3 U	22.1 U	24.1 U	20.9
1ST-ST3-042022	SedTrap	MS4		17.8 U	11.8 U	15.6 U	15.7
1ST-ST3-042022-G	Grab-Manual	MS4		17.8 U	11.8 U	15.6 U	15.6
1ST-ST5-2-080210	SedTrap	MS4	2.5	700 U	700 U	700 U	700
1ST-ST5-4-080210	SedTrap	MS4	5.6	570 U	570 U	570 U	570
1ST-ST8-062623	SedTrap	MS4		42.5 U	30.7 U	15.6 U	31.7

Appendix B: All Data for Prioritization

Dichlorobenzene ug/kg		1-Methylnaphthalene ug/kg		2,2'-Oxybis(1-chloropropane) ug/kg		2,4,5-Trichlorophenol ug/kg		2,4,6-Trichlorophenol ug/kg		2,4
SYS_SAMPLE_CODE	INTERPRETED_QUALIFIERS	RESULT_TEXT	INTERPRETED_QUALIFIERS	RESULT_TEXT	INTERPRETED_QUALIFIERS	RESULT_TEXT	INTERPRETED_QUALIFIERS	RESULT_TEXT	INTERPRETED_QUALIFIERS	RESULT_TEXT
16TH-ST1-053123	U	26.2	U	16.8	U	128	U	44.7	U	76.2
17TH-ST1-011922		90.6	U	58	U	444	U	155	U	264
17TH-ST1-041024	U	50.2	U	32.2	U	246	U	85.7	U	146
17TH-ST1-050819										
17TH-ST1-052423										
17TH-ST1-101222										
17TH-ST1-101620										
1ST-ST8-070319-N	U	52.3	J	28.4	U	135	U	127	U	160
1ST-ST1-041519	UJ	149	UJ	142	UJ	671	UJ	634	UJ	799
1ST-ST1-041918	U	29.6	U	28.2	U	134	U	126	U	159
1ST-ST1-051216	U	140	U	140	U	720	U	720	U	720
1ST-ST1-052021	U	29.8	U	28.4	U	135	U	127	U	160
1ST-ST1-052215	U	300	U	300	U	1500	U	1500	U	1500
1ST-ST1-052314	U	290	U	290	U	1500	U	1500	U	1500
1ST-ST1-052517	U	29.3	U	28	U	133	U	125	U	158
1ST-ST1-061512	U	130	U	130	U	630	U	630	U	1300
1ST-ST1-061512-G	U	81	U	81	U	400	U	400	U	810
1ST-ST1-101222	U	148	U	94.9	U	725	U	253	U	431
1ST-ST1-101620	UJ	29.7	UJ	28.3	UJ	134	UJ	127	UJ	160
1ST-ST1-110410	U	200	U	200	U	1000	U	1000	U	1000
1ST-ST1-110410-G	U	140	U	140	U	680	U	680	U	680
1ST-ST2-030609										
1ST-ST2-030609-G	U			59	U	290	U	290	U	290
1ST-ST2-041519										
1ST-ST2-041918	U	29.6	U	28.2	U	134	U	126	U	159
1ST-ST2-042313	U	120	U	120	U	580	U	580	U	1200
1ST-ST2-042313-G	U	58	U	58	U	290	U	290	U	580
1ST-ST2-051216	U	99	U	99	U	500	U	500	U	500
1ST-ST2-052021	U	52.6	J	28.4	U	135	U	127	U	160
1ST-ST2-052215	U	120	U	120	U	580	U	580	U	580
1ST-ST2-052517	U	28.9	U	27.6	U	131	U	124	U	156
1ST-ST2-061512	U	96	U	96	U	480	U	480	U	960
1ST-ST2-061512-G	U	11	J	19	U	94	U	94	U	190
1ST-ST2-090220	UJ	29.7	UJ	28.3	UJ	134	UJ	127	UJ	160
1ST-ST2-110410	U	130	U	130	U	660	U	660	U	660
1ST-ST2-110410-G	U	20	U	20	U	100	U	100	U	100
1ST-ST3-032923	U	15.7	U	10.1	U	76.8	U	26.8	U	45.7
1ST-ST3-041524	U	26.3	U	16.8	U	129	U	44.8	U	76.5
1ST-ST3-041619	UJ	29.7	UJ	28.3	UJ	134	UJ	127	UJ	160
1ST-ST3-041619-G	U	17.1	U	16.3	U	77.2	U	72.9	U	91.9
1ST-ST3-041818	U	28.7	U	27.3	U	130	U	122	U	154
1ST-ST3-041818-G	U	28.3	U	26.9	U	128	U	121	U	152
1ST-ST3-042022	U	26.2	U	16.8	U	128	U	44.8	U	76.4
1ST-ST3-042022-G	U	26.2	U	16.8	U	128	U	44.7	U	76.3
1ST-ST5-2-080210	U	380	J	700	U	3500	U	3500	U	3500
1ST-ST5-4-080210	U	570	U	570	U	2800	U	2800	U	2800
1ST-ST8-062623	U	26.3	U	16.8	U	129	U	44.8	UJ	76.5

Appendix B: All Data for Prioritization

l-Dichlorophenol ug/kg		2,4-Dimethylphenol ug/kg		2,4-Dinitrophenol ug/kg		2,4-Dinitrotoluene ug/kg		2,6-Dinitrotoluene ug/kg		2-C
SYS_SAMPLE_CODE	INTERPRETED_QUALIFIERS	RESULT_TEXT	INTERPRETED_QUALIFIERS	RESULT_TEXT	INTERPRETED_QUALIFIERS	RESULT_TEXT	INTERPRETED_QUALIFIERS	RESULT_TEXT	INTERPRETED_QUALIFIERS	RESULT_TEXT
16TH-ST1-053123	U	44.4	U	168	U	80.7	U	102	U	39.6
17TH-ST1-011922	U	65.1	U	582	U	279	U	353	U	137
17TH-ST1-041024	U	85.2	U	323	U	155	U	196	U	76
17TH-ST1-050819										
17TH-ST1-052423										
17TH-ST1-101222										
17TH-ST1-101620										
1ST-ST8-070319-N	U	134	U	207	U	115	U	134	U	22.2
1ST-ST1-041519	UJ	669	UJ	1030	UJ	572	UJ	666	UJ	111
1ST-ST1-041918	U	133	U	205	U	114	U	133	U	22.1
1ST-ST1-051216	U	720	U	1400	U	720	U	720	U	140
1ST-ST1-052021	U	134	U	207	U	115	U	134	U	22.2
1ST-ST1-052215	U	1500	U	3000	U	1500	U	1500	U	300
1ST-ST1-052314	U	1500	U	2900	U	1500	U	1500	U	290
1ST-ST1-052517	U	132	U	204	U	113	U	132	U	21.9
1ST-ST1-061512	U	250	U	5400	UJ	630	U	630	U	130
1ST-ST1-061512-G	U	160	U	3400	UJ	400	U	400	U	81
1ST-ST1-101222	U	106	U	952	U	457	U	577	U	224
1ST-ST1-101620	UJ	134	UJ	206	UJ	114	UJ	133	UJ	22.2
1ST-ST1-110410	U	200	U	2000	U	1000	U	1000	U	200
1ST-ST1-110410-G	U	140	U	1400	U	680	U	680	U	140
1ST-ST2-030609										
1ST-ST2-030609-G	U	59	U	590	U	290	U	290	U	59
1ST-ST2-041519										
1ST-ST2-041918	U	133	U	206	U	114	U	133	U	22.1
1ST-ST2-042313	U	230	U	4900	U	580	U	580	U	120
1ST-ST2-042313-G	U	120	U	2500	U	290	U	290	U	58
1ST-ST2-051216	U	500	U	990	U	500	U	500	U	99
1ST-ST2-052021	U	134	U	207	U	115	U	134	U	22.2
1ST-ST2-052215	U	580	U	1200	U	580	U	580	U	120
1ST-ST2-052517	U	130	U	201	U	111	U	130	U	21.6
1ST-ST2-061512	U	190	U	4100	UJ	480	U	480	U	96
1ST-ST2-061512-G	U	38	U	800	UJ	94	U	94	U	19
1ST-ST2-090220	UJ	134	UJ	206	UJ	114	UJ	133	UJ	22.2
1ST-ST2-110410	U	130	U	1300	U	660	U	660	U	130
1ST-ST2-110410-G	U	20	U	200	U	100	U	100	U	20
1ST-ST3-032923	U	97.6	J	101	U	48.4	U	61.1	U	23.7
1ST-ST3-041524	U	44.5	U	169	U	80.9	U	102	U	39.7
1ST-ST3-041619	UJ	134	UJ	206	UJ	114	UJ	133	UJ	22.1
1ST-ST3-041619-G	U	76.9	U	119	U	103	J	123	J	91.1
1ST-ST3-041818	U	129	U	199	U	110	U	129	U	21.4
1ST-ST3-041818-G	U	127	U	196	U	109	U	127	U	21.1
1ST-ST3-042022	U	18.9	U	169	U	80.9	U	102	U	39.7
1ST-ST3-042022-G	U	18.8	U	168	U	80.8	U	102	U	39.7
1ST-ST5-2-080210	U	700	U	7000	U	3500	U	3500	U	700
1ST-ST5-4-080210	U	570	U	5700	U	2800	U	2800	U	570
1ST-ST8-062623	U	44.5	U	169	U	80.9	U	102	U	39.7

Appendix B: All Data for Prioritization

nloronaphthalene ug/kg		2-Chlorophenol ug/kg		2-Methylnaphthalene ug/kg		2-Methylphenol ug/kg		2-Nitroaniline ug/kg		
SYS_SAMPLE_CODE	INTERPRETED_QUALIFIERS	RESULT_TEXT	INTERPRETED_QUALIFIERS	RESULT_TEXT	INTERPRETED_QUALIFIERS	RESULT_TEXT	INTERPRETED_QUALIFIERS	RESULT_TEXT	INTERPRETED_QUALIFIERS	RESULT_TEXT
16TH-ST1-053123	U	68.9	U	50.1	J	33.1	U	81.7	U	24.2
17TH-ST1-011922	U	239	U	77.7	U	115	U	283	U	83.7
17TH-ST1-041024	U	132	U	43.1	U	63.6	U	157	U	46.4
17TH-ST1-050819										
17TH-ST1-052423										
17TH-ST1-101222										
17TH-ST1-101620										
1ST-ST8-070319-N	U	32.4	U	135	J	39.2	U	151	U	34.6
1ST-ST1-041519	UJ	161	UJ	142	UJ	196	UJ	754	UJ	173
1ST-ST1-041918	U	32.2	U	28.2	U	39	U	150	U	34.4
1ST-ST1-051216	U	140	U	58	J	140	U	720	U	140
1ST-ST1-052021	U	32.4	U	28.4	U	39.2	U	151	U	34.6
1ST-ST1-052215	U	300	U	110	J	300	U	1500	U	300
1ST-ST1-052314	U	290	U	290	U	290	U	1500	U	290
1ST-ST1-052517	U	31.9	U	68.6	J	38.7	U	149	U	34.1
1ST-ST1-061512	U	130	U	69	J	130	U	630	U	630
1ST-ST1-061512-G	U	81	U	40	J	81	U	400	U	400
1ST-ST1-101222	U	390	U	127	U	188	U	462	U	137
1ST-ST1-101620	UJ	32.3	UJ	44.1	J	39.1	UJ	151	UJ	34.5
1ST-ST1-110410	U	200	U	200	U	200	U	1000	U	200
1ST-ST1-110410-G	U	140	U	140	U	140	U	680	U	140
1ST-ST2-030609										
1ST-ST2-030609-G	U	59	U	59	U	59	U	290	U	290
1ST-ST2-041519										
1ST-ST2-041918	U	32.2	U	40.1	J	39	U	150	U	34.4
1ST-ST2-042313	U	120	U	120	U	120	U	580	U	580
1ST-ST2-042313-G	U	58	U	58	U	58	U	290	U	290
1ST-ST2-051216	U	99	U	99	U	99	U	500	U	99
1ST-ST2-052021	U	32.4	U	91.8	J	90.7	J	151	U	34.6
1ST-ST2-052215	U	120	U	120	U	120	U	580	U	120
1ST-ST2-052517	U	31.5	U	27.6	U	38.1	U	147	U	33.7
1ST-ST2-061512	U	96	U	96	U	96	U	480	U	480
1ST-ST2-061512-G	U	19	U	18	J	19	U	94	U	94
1ST-ST2-090220	UJ	32.3	UJ	28.3	UJ	39.2	UJ	151	UJ	34.6
1ST-ST2-110410	U	130	U	130	U	130	U	660	U	130
1ST-ST2-110410-G	U	20	U	20	U	20	U	100	UJ	20
1ST-ST3-032923	U	41.3	U	13.5	U	161		49	U	14.5
1ST-ST3-041524	U	69.1	U	22.5	U	33.2	U	82	U	24.3
1ST-ST3-041619	UJ	32.3	UJ	28.3	UJ	212	J	151	UJ	34.5
1ST-ST3-041619-G		18.6	U	16.3	U	22.5	U	86.7	U	19.9
1ST-ST3-041818	U	31.2	U	27.3	U	37.8	U	145	U	33.3
1ST-ST3-041818-G	U	30.7	U	26.9	U	37.3	U	144	U	32.9
1ST-ST3-042022	U	69.1	U	22.5	U	33.2	U	81.9	U	24.2
1ST-ST3-042022-G	U	69	U	22.5	U	33.2	U	81.8	U	24.2
1ST-ST5-2-080210	U	700	U	530	J	700	U	3500	U	700
1ST-ST5-4-080210	U	570	U	330	J	570	U	2800	U	570
1ST-ST8-062623	U	69.1	U	56.6	J	33.2	UJ	82	U	24.3

2-Nitrophenol ug/kg		3,3'-Dichlorobenzidine ug/kg		3-Nitroaniline ug/kg		4,6-Dinitro-2-Methylphenol ug/kg		4-Bromophenyl Phenyl Ether ug/kg		4-Chloro
SYS_SAMPLE_CODE	INTERPRETED_QUALIFIERS	RESULT_TEXT	INTERPRETED_QUALIFIERS	RESULT_TEXT	INTERPRETED_QUALIFIERS	RESULT_TEXT	INTERPRETED_QUALIFIERS	RESULT_TEXT	INTERPRETED_QUALIFIERS	RESULT_TEXT
16TH-ST1-053123	U	35.3	U	111	U	189	U	84.6	U	61.7
17TH-ST1-011922	U	122	U	383	U	654	U	293	U	214
17TH-ST1-041024	U	67.7	U	213	U	363	U	162	U	118
17TH-ST1-050819										
17TH-ST1-052423										
17TH-ST1-101222										
17TH-ST1-101620										
1ST-ST8-070319-N	U	156	U	189	U	253	U	30.4	U	145
1ST-ST1-041519	UJ	779	UJ	941	UJ	1260	UJ	151	UJ	721
1ST-ST1-041918	U	155	U	187	U	251	U	30.2	U	144
1ST-ST1-051216	U	720	U	720	U	1400	U	140	U	720
1ST-ST1-052021	U	156	U	189	U	253	U	30.4	U	145
1ST-ST1-052215	U	1500	R	1500	U	3000	U	300	U	1500
1ST-ST1-052314	U	1500	U	1500	U	2900	U	290	U	1500
1ST-ST1-052517	U	154	U	186	U	249	U	29.9	U	143
1ST-ST1-061512	U	940	U	630	U	1300	U	130	U	630
1ST-ST1-061512-G	U	610	UJ	400	U	810	U	81	U	400
1ST-ST1-101222	U	200	U	627	U	1070	U	479	U	349
1ST-ST1-101620	UJ	156	UJ	188	UJ	252	UJ	30.3	UJ	144
1ST-ST1-110410	U	1000	U	1000	U	2000	U	200	U	1000
1ST-ST1-110410-G	U	680	U	680	U	1400	U	140	U	680
1ST-ST2-030609										
1ST-ST2-030609-G	U	290	U	290	U	590	U	59	U	290
1ST-ST2-041519										
1ST-ST2-041918	U	155	U	188	U	251	U	30.2	U	144
1ST-ST2-042313	U	870	U	580	U	1200	U	120	U	580
1ST-ST2-042313-G	U	430	U	290	U	580	U	58	U	290
1ST-ST2-051216	U	500	U	500	U	990	U	99	U	500
1ST-ST2-052021	U	156	U	189	U	253	U	30.4	U	145
1ST-ST2-052215	U	580	R	580	U	1200	U	120	U	580
1ST-ST2-052517	U	152	U	183	U	246	U	29.5	U	141
1ST-ST2-061512	U	720	U	480	U	960	U	96	U	480
1ST-ST2-061512-G	U	140	UJ	94	U	190	U	19	U	94
1ST-ST2-090220	UJ	156	UJ	188	UJ	252	UJ	30.3	UJ	144
1ST-ST2-110410	U	660	U	660	U	1300	U	130	U	660
1ST-ST2-110410-G	U	100	U	100	U	200	U	20	U	100
1ST-ST3-032923	U	21.2	U	66.4	U	113	U	50.8	U	37
1ST-ST3-041524	U	35.4	U	111	U	190	U	84.9	U	61.9
1ST-ST3-041619	UJ	156	UJ	188	UJ	252	UJ	30.3	UJ	144
1ST-ST3-041619-G	U	89.6	U	108	U	145	U	17.4	U	83
1ST-ST3-041818	U			182	U	243	U	29.2	U	139
1ST-ST3-041818-G	U	148	U	179	U	240	U	28.8	U	137
1ST-ST3-042022	U	35.4	U	111	U	190	U	84.9	U	61.9
1ST-ST3-042022-G	U	35.3	U	111	U	189	U	84.8	U	61.8
1ST-ST5-2-080210	U	3500	U	3500	U	7000	U	700	U	3500
1ST-ST5-4-080210	U	2800	U	2800	U	5700	U	570	U	2800
1ST-ST8-062623	U	35.4	UJ	111	U	190	U	84.9	U	61.9

Appendix B: All Data for Prioritization

o-3-Methylphenol ug/kg		4-Chloroaniline ug/kg		4-Chlorophenyl Phenylether ug/kg		4-Methylphenol ug/kg		4-Nitroaniline ug/kg		
SYS_SAMPLE_CODE	INTERPRETED_QUALIFIERS	RESULT_TEXT	INTERPRETED_QUALIFIERS	RESULT_TEXT	INTERPRETED_QUALIFIERS	RESULT_TEXT	INTERPRETED_QUALIFIERS	RESULT_TEXT	INTERPRETED_QUALIFIERS	RESULT_TEXT
16TH-ST1-053123	U	131	U	95.3	U	514		146	U	162
17TH-ST1-011922	U	144	U	330	U	198	J	507	U	562
17TH-ST1-041024	U	251	U	183	U	479		281	U	312
17TH-ST1-050819										
17TH-ST1-052423										
17TH-ST1-101222										
17TH-ST1-101620										
1ST-ST8-070319-N	U	169	U	34.8	U	1810	J	175	U	222
1ST-ST1-041519	UJ	841	UJ	174	UJ	894	J	871	UJ	1110
1ST-ST1-041918	U	168	U	34.6	U	527		173	U	221
1ST-ST1-051216	U	720	U	140	U	140	U	720	U	720
1ST-ST1-052021	U	169	U	34.8	U	182		175	U	222
1ST-ST1-052215	U	1500	U	300	U	300		1500	U	1500
1ST-ST1-052314	U	1500	U	290	U	710		1500	U	1500
1ST-ST1-052517	U	166	U	34.3	U	419		172	U	219
1ST-ST1-061512	U	1700	U	130	U	160	J	630	U	630
1ST-ST1-061512-G	U	1100	U	81	U	97	J	400	U	400
1ST-ST1-101222	U	236	U	539	U	208	U	828	U	919
1ST-ST1-101620	UJ	168	UJ	34.7	UJ	219	J	174	UJ	222
1ST-ST1-110410	U	1000	U	200	U	120	J	1000	UJ	1000
1ST-ST1-110410-G	U	680	U	140	U	140	U	680	UJ	680
1ST-ST2-030609										
1ST-ST2-030609-G	U	290	U	59	U	70		290	U	290
1ST-ST2-041519										
1ST-ST2-041918	U	168	U	34.6	U	1270		174	U	221
1ST-ST2-042313	U	1600	U	120	U	110	J	580	U	580
1ST-ST2-042313-G	U	780	U	58	U	58	U	290	U	290
1ST-ST2-051216	U	500	U	99	U	1000		500	U	500
1ST-ST2-052021	U	169	U	34.8	U	802		175	U	222
1ST-ST2-052215	U	580	U	120	U	270		580	U	580
1ST-ST2-052517	U	164	U	33.9	U	330		170	U	216
1ST-ST2-061512	U	1300	U	96	U	67	J	480	U	480
1ST-ST2-061512-G	U	250	U	19	U	19	J	94	U	94
1ST-ST2-090220	UJ	168	UJ	34.8	UJ	154	J	174	UJ	222
1ST-ST2-110410	U	660	U	130	U	130	U	660	UJ	660
1ST-ST2-110410-G	U	100	U	20	U	20	U	100	UJ	100
1ST-ST3-032923	U	25	U	57.1	U	782		87.7	U	97.4
1ST-ST3-041524	U	131	U	95.6	U	564		147	U	163
1ST-ST3-041619	UJ	168	UJ	34.7	UJ	186	J	174	UJ	221
1ST-ST3-041619-G	U	96.7	U	20	U	108		100	U	127
1ST-ST3-041818	U	162	U	33.5	U	70.8	U	168	U	214
1ST-ST3-041818-G	U	160	U	33.1	U	69.9	U	166	U	211
1ST-ST3-042022	U	41.8	U	95.5	U	139		147	U	163
1ST-ST3-042022-G	U	41.8	U	95.4	U	213		147	U	163
1ST-ST5-2-080210	U	3500	U	700	U	700	U	3500	U	3500
1ST-ST5-4-080210	U	2800	U	570	U	570	U	2800	U	2800
1ST-ST8-062623	U	131	UJ	95.6	U	894	J	147	U	163

4-Nitrophenol ug/kg		8-9 Phi Clay %		9-10 Phi Clay %		Acenaphthene ug/kg		Acenaphthylene ug/kg		
SYS_SAMPLE_CODE	INTERPRETED_QUALIFIERS	RESULT_TEXT	INTERPRETED_QUALIFIERS	RESULT_TEXT	INTERPRETED_QUALIFIERS	RESULT_TEXT	INTERPRETED_QUALIFIERS	RESULT_TEXT	INTERPRETED_QUALIFIERS	RESULT_TEXT
16TH-ST1-053123	U					26	U	31	U	66.6
17TH-ST1-011922	U					89.9	U	107	U	124
17TH-ST1-041024	U					49.8	U	59.6	U	68.6
17TH-ST1-050819										
17TH-ST1-052423										
17TH-ST1-101222										
17TH-ST1-101620										
1ST-ST8-070319-N	U					54.2	J	78.8	J	177
1ST-ST1-041519	UJ					128	UJ	119	UJ	276
1ST-ST1-041918	U					25.5	U	67.6	J	196
1ST-ST1-051216	U					140	U	140	U	150
1ST-ST1-052021	U					25.7	U	23.9	U	29.7
1ST-ST1-052215	U					300	U	300	U	180
1ST-ST1-052314	U	5.2		3		290	U	290	U	290
1ST-ST1-052517	U					54.8	J	51.6	J	148
1ST-ST1-061512	U	4.6		4.5		130	U	130	U	130
1ST-ST1-061512-G	U	0.9		0.3		81	U	81	U	57
1ST-ST1-101222	U					147	U	176	U	202
1ST-ST1-101620	UJ					25.6	UJ	34.7	J	78.5
1ST-ST1-110410	U	5.4		3.8		200	U	200	U	380
1ST-ST1-110410-G	U	1.5		0.9		140	U	140	U	140
1ST-ST2-030609										
1ST-ST2-030609-G	U					59	U	59	U	59
1ST-ST2-041519										
1ST-ST2-041918	U					25.5	U	23.7	U	40
1ST-ST2-042313	U	4.3		2.7		120	U	120	U	120
1ST-ST2-042313-G	U	2.2	U	2.2	U	58	U	58	U	58
1ST-ST2-051216	U					99	U	99	U	54
1ST-ST2-052021	U					25.7	U	69.4	J	116
1ST-ST2-052215	U					120	U	120	U	35
1ST-ST2-052517	U					25	U	23.2	U	30.6
1ST-ST2-061512	U	4.9		3.2		96	U	96	U	96
1ST-ST2-061512-G	U	4	U	4	U	19	U	19	U	15
1ST-ST2-090220	UJ					25.6	UJ	23.8	UJ	29.6
1ST-ST2-110410	U	4.8		2.8		130	U	130	U	130
1ST-ST2-110410-G	UJ	2.2	U	2.2	U	20	U	20	U	20
1ST-ST3-032923	U					15.6	U	18.6	U	21.5
1ST-ST3-041524	U					26.1	U	31.1	U	35.9
1ST-ST3-041619	UJ					25.6	UJ	23.8	UJ	29.6
1ST-ST3-041619-G	U					14.7	U	13.7	U	32.3
1ST-ST3-041818	U					24.7	U	23	U	28.6
1ST-ST3-041818-G	U					24.4	U	22.7	U	28.2
1ST-ST3-042022	U					26	U	31.1	U	35.9
1ST-ST3-042022-G	U					26	U	31.1	U	35.8
1ST-ST5-2-080210	U	3.7		2.7		550	J	700	U	700
1ST-ST5-4-080210	U	5.2		5		350	J	570	U	570
1ST-ST8-062623	U					26.1	U	31.1	U	42.6

Anthracene ug/kg		Aroclor 1016 ug/kg		Aroclor 1221 ug/kg		Aroclor 1232 ug/kg		Aroclor 1242 ug/kg		
SYS_SAMPLE_CODE	INTERPRETED_QUALIFIERS	RESULT_TEXT	INTERPRETED_QUALIFIERS	RESULT_TEXT	INTERPRETED_QUALIFIERS	RESULT_TEXT	INTERPRETED_QUALIFIERS	RESULT_TEXT	INTERPRETED_QUALIFIERS	RESULT_TEXT
16TH-ST1-053123	J	19.9	UJ	19.9	UJ	19.9	UJ	19.9	UJ	66.5
17TH-ST1-011922	U	34.3		34.3		34.3		34.3		34.3
17TH-ST1-041024	U	94.3	U	94.3	U	94.3	U	94.3	U	94.3
17TH-ST1-050819		53.4	U	53.4	U	53.4	U	53.4	U	53.4
17TH-ST1-052423		20	U	20	U	20	U	20	U	20
17TH-ST1-101222		80.1	U	80.1	U	80.1	U	80.1	U	80.1
17TH-ST1-101620		202	U	202	U	202	U	202	U	202
1ST-ST8-070319-N	J	100	U	100	U	100	U	100	U	100
1ST-ST1-041519	J	19.6	UJ	19.6	UJ	19.6	UJ	19.6	UJ	39.4
1ST-ST1-041918		19.2	UJ	19.2	UJ	19.2	UJ	19.2	UJ	19.2
1ST-ST1-051216		20	UJ	20	UJ	20	UJ	20	UJ	40
1ST-ST1-052021	U	99.9	U	99.9	U	99.9	U	99.9	U	99.9
1ST-ST1-052215	J	18	U	18	U	18	U	18	U	84
1ST-ST1-052314	U	19	U	19	U	19	U	19	U	78
1ST-ST1-052517	J	7.8	U	7.8	U	7.8	U	7.8	U	82.2
1ST-ST1-061512	U	19	U	19	U	19	U	19	U	140
1ST-ST1-061512-G	J	18	U	18	U	18	U	18	U	42
1ST-ST1-101222	U	56.3	U	56.3	U	56.3	U	56.3	U	56.3
1ST-ST1-101620	J	20	UJ	20	UJ	20	UJ	20	UJ	40.2
1ST-ST1-110410		18	U	18	U	18	U	18	U	18
1ST-ST1-110410-G	U	20	U	20	U	20	U	20	U	25
1ST-ST2-030609		38	U	38	U	38	U	38	U	38
1ST-ST2-030609-G	U	20	U	20	U	20	U	20	U	20
1ST-ST2-041519		25.4	U	25.4	U	25.4	U	25.4	U	25.4
1ST-ST2-041918	J	19.1	U	19.1	U	19.1	U	19.1	U	19.4
1ST-ST2-042313	U	19	U	19	U	19	U	19	U	19
1ST-ST2-042313-G	U	18	U	18	U	18	U	18	U	18
1ST-ST2-051216	J	19	U	19	U	19	U	19	U	48
1ST-ST2-052021		100	UJ	100	UJ	100	UJ	100	UJ	100
1ST-ST2-052215	J	19	U	19	U	19	U	19	U	30
1ST-ST2-052517	J	7.7	U	7.7	U	7.7	U	7.7	U	7.7
1ST-ST2-061512	U	20	U	20	U	20	U	20	U	39
1ST-ST2-061512-G	J	17	U	17	U	17	U	17	U	17
1ST-ST2-090220	UJ	19.8	U	19.8	U	19.8	U	19.8	U	20.4
1ST-ST2-110410	U	18	U	18	U	18	U	18	U	23
1ST-ST2-110410-G	U	20	U	20	U	20	U	20	U	20
1ST-ST3-032923	U	19.4	U	19.4	U	19.4	U	19.4	U	19.4
1ST-ST3-041524	U	99.5	U	99.5	U	99.5	U	99.5	U	99.5
1ST-ST3-041619	UJ	19.9	U	19.9	U	19.9	U	19.9	U	19.9
1ST-ST3-041619-G	J	8.3	U	8.3	U	8.3	U	8.3	U	8.3
1ST-ST3-041818	U	17.7	U	17.7	U	17.7	U	17.7	U	17.7
1ST-ST3-041818-G	U	17.6	U	17.6	U	17.6	U	17.6	U	17.6
1ST-ST3-042022	U	19.9	U	19.9	U	19.9	U	19.9	U	19.9
1ST-ST3-042022-G	U	20	U	20	U	20	U	20	U	20
1ST-ST5-2-080210	U	20	U	20	U	20	U	20	U	68
1ST-ST5-4-080210	U	20	U	20	U	20	U	20	U	87
1ST-ST8-062623	J	19.9	UJ	19.9	UJ	19.9	UJ	19.9	UJ	150

Aroclor 1248 ug/kg		Aroclor 1254 ug/kg		Aroclor 1260 ug/kg		Arsenic mg/kg		Benzo(A)Anthracene ug/kg		B
SYS_SAMPLE_CODE	INTERPRETED_QUALIFIERS	RESULT_TEXT	INTERPRETED_QUALIFIERS	RESULT_TEXT	INTERPRETED_QUALIFIERS	RESULT_TEXT	INTERPRETED_QUALIFIERS	RESULT_TEXT	INTERPRETED_QUALIFIERS	RESULT_TEXT
16TH-ST1-053123	J	72.7	J	81.6	J	7.96	J	158		311
17TH-ST1-011922		120		286		11.4		228	J	240
17TH-ST1-041024	U	204		1000		5.15	J	56.9	U	40.4
17TH-ST1-050819	U	112		573						
17TH-ST1-052423	U	52.8		439						
17TH-ST1-101222	U	102	J	1090						
17TH-ST1-101620	U	202	U	603						
1ST-ST8-070319-N	U	488				19.1		920	J	1240
1ST-ST1-041519	J	81.4	J	52.3	J	15.2		458	J	661
1ST-ST1-041918	UJ	84.3	J	67.9	J	13.8		449		553
1ST-ST1-051216	U	140		94		10		450		460
1ST-ST1-052021	U	99.9	U	99.9	U	6.47	J	110		118
1ST-ST1-052215	J	100	J	58		20		500		560
1ST-ST1-052314		140	J	150		20		540		620
1ST-ST1-052517		100		113		10.4	U	472		361
1ST-ST1-061512	Y	260		290		8.6		300		340
1ST-ST1-061512-G		46		44		9	U	190		220
1ST-ST1-101222	U	56.3	U	82				296	J	384
1ST-ST1-101620	J	46	J	78	J	18.5		270	J	307
1ST-ST1-110410	U	18	U	18	U	10		810		1100
1ST-ST1-110410-G	Y	39		34		8	U	190		280
1ST-ST2-030609	U	43		38	U	20	U			
1ST-ST2-030609-G	U	20	U	20	U	7		59	U	59
1ST-ST2-041519	U	47.3		25.4	U					
1ST-ST2-041918		48.9		36.8		12.7	U	161		240
1ST-ST2-042313	U	47		25		10	U	130		170
1ST-ST2-042313-G	U	18	U	18	U	7		58	U	58
1ST-ST2-051216	U	93		52	J	10	U	140		190
1ST-ST2-052021	UJ	100	UJ	100	UJ	14.2	J	274		345
1ST-ST2-052215		52		18	J	10	U	120		130
1ST-ST2-052517	U	49.6		43.9		11.1	U	123		142
1ST-ST2-061512	Y	97		21	J	10	U	110		120
1ST-ST2-061512-G	U	12	J	17	U	7	U	76		83
1ST-ST2-090220		48.2		44.5		15.2	U	117	J	153
1ST-ST2-110410	Y	47		28		10	U	210		330
1ST-ST2-110410-G	U	20	U	20	U	6	U	22		28
1ST-ST3-032923	U	19.4	U	19.4	U	3.79	J	120		12.6
1ST-ST3-041524	U	99.5	U	99.5	U	2.88	J	118		184
1ST-ST3-041619	U	19.9	U	19.9	U	6.1	U	66.2	J	99.4
1ST-ST3-041619-G	U	8.3	U	8.3	U	14.4	U	188		217
1ST-ST3-041818	U	17.7	U	17.7	U	5.52	U	100		129
1ST-ST3-041818-G	U	17.6	U	17.6	U	5.66	U	34.7	J	72.2
1ST-ST3-042022	U	19.9	U	19.9	U	0.895	U	119		148
1ST-ST3-042022-G	U	20	U	20	U	0.581	U	61.2	J	74.3
1ST-ST5-2-080210		81	J	44	J	20		540	J	550
1ST-ST5-4-080210		120	J	67	J	20		510	J	490
1ST-ST8-062623	J	271	J	495	J	9.67	J	256		347

Appendix B: All Data for Prioritization

enzo(A)Pyrene ug/kg		Benzo(G,H,I)Perylene ug/kg		Benzofluoranthenes, Total ug/kg		Benzoic Acid ug/kg		Benzyl Alcohol ug/kg		bis(2-Cl
SYS_SAMPLE_CODE	INTERPRETED_QUALIFIERS	RESULT_TEXT	INTERPRETED_QUALIFIERS	RESULT_TEXT	INTERPRETED_QUALIFIERS	RESULT_TEXT	INTERPRETED_QUALIFIERS	RESULT_TEXT	INTERPRETED_QUALIFIERS	RESULT_TEXT
16TH-ST1-053123		103		1090		872	J	1390		21.4
17TH-ST1-011922	J	431		775		2810	J	6500		74.2
17TH-ST1-041024	U	485		424		2270		2330		41.1
17TH-ST1-050819										
17TH-ST1-052423										
17TH-ST1-101222										
17TH-ST1-101620										
1ST-ST8-070319-N	J	624	J	3460	J	3180	J	944	J	31.7
1ST-ST1-041519	J	1050	J	1360	J	2470	J	1440	J	158
1ST-ST1-041918		812		1380		951	J	501		31.5
1ST-ST1-051216		510		1500		1400	U	140	U	140
1ST-ST1-052021		145		274		1000		456		31.7
1ST-ST1-052215		800		1300		4000		300	R	300
1ST-ST1-052314		810		1400		2900	U	250	J	290
1ST-ST1-052517		351		1190		617	J	172		31.3
1ST-ST1-061512		270		900		710	J	2000		130
1ST-ST1-061512-G		230		500		560	J	470		81
1ST-ST1-101222	J	958		912	J	1100	U	458	U	121
1ST-ST1-101620	J	500	J	834	J	385	J	102	J	31.6
1ST-ST1-110410		440		2300		430	J	200	UJ	200
1ST-ST1-110410-G		180		670		1400	U	140	UJ	140
1ST-ST2-030609										
1ST-ST2-030609-G	U	59	U	90	J	590	U	59	U	59
1ST-ST2-041519										
1ST-ST2-041918		237		577		1010		273		31.6
1ST-ST2-042313		220		310		2500	J	1000		120
1ST-ST2-042313-G	U	58	U	55	J	1200	U	58	U	58
1ST-ST2-051216		200		500		410	J	99	U	99
1ST-ST2-052021		334		823		3150		1140		31.7
1ST-ST2-052215		120	U	340		4800		3800	J	120
1ST-ST2-052517		189		375		350	J	72.5	U	30.8
1ST-ST2-061512		86	J	290		640	J	530		96
1ST-ST2-061512-G		49		160		380	U	47		19
1ST-ST2-090220	J	226	J	297	J	295	UJ	202	J	31.7
1ST-ST2-110410		190		740		750	J	130	UJ	130
1ST-ST2-110410-G		18	J	72		200	U	20	U	20
1ST-ST3-032923	U	89.9	J	453		4860		896		12.9
1ST-ST3-041524		193		319		321	J	135		21.5
1ST-ST3-041619	J	109	J	250	J	295	UJ	74.3	UJ	31.6
1ST-ST3-041619-G		136		486		266	J	65.8		18.2
1ST-ST3-041818		122		283		285	U	71.8	U	30.5
1ST-ST3-041818-G	J	27.7	U	131	J	281	U	70.8	U	30.1
1ST-ST3-042022		127		367		300	U	81.1	U	21.5
1ST-ST3-042022-G	J	77.9	J	172	J	195	U	81	U	21.5
1ST-ST5-2-080210	J	380	J	1300	J	7000	U	700	U	700
1ST-ST5-4-080210	J	300	J	1120	J	5700	U	570	U	570
1ST-ST8-062623		339		970		264	J	151		21.5

Methoxy methane ug/kg		Bis-(2-chloroethyl) ether ug/kg		Bis(2-ethylhexyl)phthalate ug/kg		Butylbenzylphthalate ug/kg		Carbazole ug/kg		
SYS_SAMPLE_CODE	INTERPRETED_QUALIFIERS	RESULT_TEXT	INTERPRETED_QUALIFIERS	RESULT_TEXT	INTERPRETED_QUALIFIERS	RESULT_TEXT	INTERPRETED_QUALIFIERS	RESULT_TEXT	INTERPRETED_QUALIFIERS	RESULT_TEXT
16TH-ST1-053123	U	96	U	3150	J	391		106		530
17TH-ST1-011922	U	332	U	6870		2240		73.9	U	552
17TH-ST1-041024	U	184	U	3560		89.8	U	41	U	57.9
17TH-ST1-050819										
17TH-ST1-052423										
17TH-ST1-101222										
17TH-ST1-101620										
1ST-ST8-070319-N	U	33.9	U	14000	J	40.3	U	236	J	1880
1ST-ST1-041519	UJ	169	UJ	14500	J	437	J	184	UJ	1120
1ST-ST1-041918	U	33.7	U	12600		40	U	131		1140
1ST-ST1-051216	U	140	U	12000		300		140	U	1200
1ST-ST1-052021	U	33.9	U	3110		161		36.9	U	220
1ST-ST1-052215	U	300	U	21000		480		300	U	1300
1ST-ST1-052314	U	290	U	27000		520		290	U	1200
1ST-ST1-052517	U	33.4	U	15100		39.7	U	145		1150
1ST-ST1-061512	U	130	U	9200		990		69	J	720
1ST-ST1-061512-G	U	81	U	5000	B	950		40	J	430
1ST-ST1-101222	U	543	U	8270		345	J	121	U	695
1ST-ST1-101620	UJ	33.8	UJ	13500	J	337	J	46.8	J	824
1ST-ST1-110410	U	200	U	11000	B	3200		190	J	1600
1ST-ST1-110410-G	U	140	U	4500	B	90	J	140	U	420
1ST-ST2-030609										
1ST-ST2-030609-G	U	59	U	3200		77		59	U	54
1ST-ST2-041519										
1ST-ST2-041918	U	33.8	U	5500		40.1	U	45.4	J	344
1ST-ST2-042313	U	120	U	4100		190		120	U	240
1ST-ST2-042313-G	U	58	U	430		58	U	58	U	46
1ST-ST2-051216	U	99	U	4400		99	U	50	J	320
1ST-ST2-052021	U	33.9	U	14400		288		63.9	J	836
1ST-ST2-052215	U	120	U	4000		120	U	120	U	270
1ST-ST2-052517	U	33	U	3900		195		35.9	U	264
1ST-ST2-061512	U	96	U	2800		58	J	96	U	190
1ST-ST2-061512-G	U	19	U	650	B	1400		20		110
1ST-ST2-090220	UJ	33.9	UJ	2720	J	135	J	36.8	UJ	230
1ST-ST2-110410	U	130	U	6800	B	220		130	U	450
1ST-ST2-110410-G	U	20	U	570	B	11	J	20	U	47
1ST-ST3-032923	U	57.6	U	544		28.1	U	12.8	U	224
1ST-ST3-041524	U	96.3	U	443		47	U	28.9	J	239
1ST-ST3-041619	UJ	33.8	UJ	633	J	40.2	UJ	36.8	UJ	155
1ST-ST3-041619-G	U	19.5	U	655		70.3		147		323
1ST-ST3-041818	U	32.6	U	302		38.8	U	35.5	U	172
1ST-ST3-041818-G	U	32.2	U	238		38.3	U	35	U	70
1ST-ST3-042022	U	96.2	U	817		46.9	U	28.5	J	278
1ST-ST3-042022-G	U	96.1	U	318		46.9	U	21.4	U	130
1ST-ST5-2-080210	U	700	U	26000		700	U	700	U	980
1ST-ST5-4-080210	U	570	U	24000		570	U	570	U	850
1ST-ST8-062623	U	96.3	U	7270		180		73	J	479

Chrysene ug/kg		Coarse Sand %		Coarse Silt %		Copper mg/kg		cPAH ug/kg		Diben
SYS_SAMPLE_CODE	INTERPRETED_QUALIFIERS	RESULT_TEXT	INTERPRETED_QUALIFIERS	RESULT_TEXT	INTERPRETED_QUALIFIERS	RESULT_TEXT	INTERPRETED_QUALIFIERS	RESULT_TEXT	INTERPRETED_QUALIFIERS	RESULT_TEXT
16TH-ST1-053123						240		465.975		85.7
17TH-ST1-011922						356		431.82	J	297
17TH-ST1-041024	U					581		196.155		165
17TH-ST1-050819										
17TH-ST1-052423										
17TH-ST1-101222										
17TH-ST1-101620										
1ST-ST8-070319-N	J					160		1786.6	J	118
1ST-ST1-041519	J	2.8				271		991.5	J	154
1ST-ST1-041918						228		803.28		30.6
1ST-ST1-051216		3.4				239		747	J	140
1ST-ST1-052021		3				81.5		185.78	J	30.8
1ST-ST1-052215		4.2				259		866	J	170
1ST-ST1-052314		2.4		27.9		123		922		290
1ST-ST1-052517						245		575.12		30.4
1ST-ST1-061512		4.1		24.1		120		499.7		130
1ST-ST1-061512-G		18.6		1.3		108		342.9		89
1ST-ST1-101222		5						652.5	J	485
1ST-ST1-101620	J	2.1				284		487.2	J	99.4
1ST-ST1-110410		8.3		5.9		180		1291		200
1ST-ST1-110410-G		20		5.3		133		360.2		140
1ST-ST2-030609						121				
1ST-ST2-030609-G	J	28				23.6		56.74		59
1ST-ST2-041519										
1ST-ST2-041918						83		355.66		30.7
1ST-ST2-042313		2.7		19.1		66.7		259.4		120
1ST-ST2-042313-G	J	34.4		2.2	U	26		52.36	J	58
1ST-ST2-051216						83		288		99
1ST-ST2-052021		3.3				301		501.1	J	60.1
1ST-ST2-052215						74.6		215.7		120
1ST-ST2-052517						75.5		225.8		30
1ST-ST2-061512		2.5		14.5		66.4		186.9		96
1ST-ST2-061512-G		25.4		4	U	72.1		121.9		26
1ST-ST2-090220	J					105		237.12	J	65.8
1ST-ST2-110410		2.4		21.6		96.1		413.5		130
1ST-ST2-110410-G		26		2.2	U	19.9		37.47		20
1ST-ST3-032923		8.5				32.7		108.67		51.4
1ST-ST3-041524		19.6				41.5		262.95		86
1ST-ST3-041619	J	1.1				18.6		160.78	J	30.7
1ST-ST3-041619-G		6.4				25.2				30.7
1ST-ST3-041818						70.4		196.72		29.7
1ST-ST3-041818-G	J	10.4				24.7		113.22	J	29.3
1ST-ST3-042022		13.8				166		226.98	J	86
1ST-ST3-042022-G		15				22.2		123.845	J	85.9
1ST-ST5-2-080210		3.8		6		171		918.8		700
1ST-ST5-4-080210		4		5.7		153		804		570
1ST-ST8-062623		4.9				98.1		515.15		86

zo(A,H)Anthracene ug/kg		Dibenzofuran ug/kg		Diesel Range Hydrocarbons mg/kg		Diethylphthalate ug/kg		Dimethylphthalate ug/kg		Di-
SYS_SAMPLE_CODE	INTERPRETED_QUALIFIERS	RESULT_TEXT	INTERPRETED_QUALIFIERS	RESULT_TEXT	INTERPRETED_QUALIFIERS	RESULT_TEXT	INTERPRETED_QUALIFIERS	RESULT_TEXT	INTERPRETED_QUALIFIERS	RESULT_TEXT
16TH-ST1-053123	U	70.3	U			98.1	U	185		132
17TH-ST1-011922	U	243	U			339	U	2640		271
17TH-ST1-041024	U	135	U	351		188	U	1100		53.6
17TH-ST1-050819										
17TH-ST1-052423										
17TH-ST1-101222										
17TH-ST1-101620										
1ST-ST8-070319-N	J	56.5	J			88.5	U	32.2	U	75.4
1ST-ST1-041519	UJ	115	UJ			442	UJ	161	UJ	322
1ST-ST1-041918	U	69.8	J			88	U	32	U	26.4
1ST-ST1-051216	J	140	U	1100		140	U	140	U	120
1ST-ST1-052021	U	23.1	U			88.5	U	32.2	U	99.9
1ST-ST1-052215	J	300	U	2800		300	U	300	U	300
1ST-ST1-052314	U	290	U	3000		290	U	290	U	210
1ST-ST1-052517	U	54.7	J			87.3	U	31.8	U	170
1ST-ST1-061512	U	130	U	960		320	U	130	U	130
1ST-ST1-061512-G		81	U	730		200	U	36000		89
1ST-ST1-101222	U	398	U			555	U	124	U	158
1ST-ST1-101620	J	48.6	J			88.3	UJ	59.7	J	76.8
1ST-ST1-110410	U	200	U	760		200	U	200	U	200
1ST-ST1-110410-G	U	140	U	300		140	U	140	U	140
1ST-ST2-030609										
1ST-ST2-030609-G	U	59	U	170		59	U	59	U	59
1ST-ST2-041519										
1ST-ST2-041918	U	22.9	U			88.1	U	32.1	U	87.9
1ST-ST2-042313	U	120	U	310		290	U	120	U	120
1ST-ST2-042313-G	U	58	U	63	U	140	U	58	U	150
1ST-ST2-051216	U	99	U	280		99	U	99	U	99
1ST-ST2-052021	J	57.7	J			88.5	U	32.2	U	108
1ST-ST2-052215	U	120	U	890		120	U	140		120
1ST-ST2-052517	U	22.4	U			86.1	U	31.3	U	85.7
1ST-ST2-061512	U	96	U	260		240	U	96	U	96
1ST-ST2-061512-G		19	U	69	U	47	U	250		44
1ST-ST2-090220	J	23	UJ			88.5	UJ	32.2	UJ	85.8
1ST-ST2-110410	U	130	U	170		130	U	130	U	130
1ST-ST2-110410-G	U	20	U	64	U	52		14	J	20
1ST-ST3-032923	U	42.1	U			58.8	U	13.1	U	16.7
1ST-ST3-041524	U	70.5	U			98.4	U	21.9	U	52.8
1ST-ST3-041619	UJ	23	UJ			88.3	UJ	32.1	UJ	149
1ST-ST3-041619-G	J	13.2	U			50.8	U	18.5	U	15.2
1ST-ST3-041818	U	22.2	U			85.2	U	31	U	50.4
1ST-ST3-041818-G	U	21.9	U			84.1	U	30.6	U	25.2
1ST-ST3-042022	U	70.4	U			98.3	U	21.9	U	28
1ST-ST3-042022-G	U	70.4	U			98.2	U	21.9	U	28
1ST-ST5-2-080210	U	700	U	1000		700	U	700	U	700
1ST-ST5-4-080210	U	570	U	980		570	U	570	U	570
1ST-ST8-062623	U	70.5	U			98.4	U	56.2	J	111

N-Butylphthalate ug/kg		Di-N-Octylphthalate ug/kg		Fine Sand %		Fine Silt %		Fluoranthene ug/kg		
SYS_SAMPLE_CODE	INTERPRETED_QUALIFIERS	RESULT_TEXT	INTERPRETED_QUALIFIERS	RESULT_TEXT	INTERPRETED_QUALIFIERS	RESULT_TEXT	INTERPRETED_QUALIFIERS	RESULT_TEXT	INTERPRETED_QUALIFIERS	
16TH-ST1-053123		21.8	UJ					228		72.5
17TH-ST1-011922	J	290	J					827		251
17TH-ST1-041024	U	41.9	U					706		139
17TH-ST1-050819										
17TH-ST1-052423										
17TH-ST1-101222										
17TH-ST1-101620										
1ST-ST8-070319-N	J	984	J					3520	J	139
1ST-ST1-041519	J	978	J	4.9				1460	J	124
1ST-ST1-041918	U	720						1440		83.1
1ST-ST1-051216	J	140	U	5.3				810		140
1ST-ST1-052021	J	127		26.7				249		24.8
1ST-ST1-052215	U	300	U	5.1				1500		91
1ST-ST1-052314	J	290	U	2.2		18		1600		290
1ST-ST1-052517		1070						1050		24.4
1ST-ST1-061512	U	130	U	5.9		10.1		980		82
1ST-ST1-061512-G		320		11.4		4.7		620		40
1ST-ST1-101222	U	124	U	4.4				756		410
1ST-ST1-101620	J	482	J	2.4				847	J	42.8
1ST-ST1-110410	U	200	U	5.5		17.9		3300		160
1ST-ST1-110410-G	U	140	U	10.6		4.1		550		140
1ST-ST2-030609										
1ST-ST2-030609-G	U	49	J	14.9				53	J	59
1ST-ST2-041519										
1ST-ST2-041918	J	616						605		24.6
1ST-ST2-042313	U	360		8.3		8.4		310		120
1ST-ST2-042313-G		52	J	6		2.2	U	58		58
1ST-ST2-051216	U	460						400		99
1ST-ST2-052021		2380		2.1				545		65.8
1ST-ST2-052215	U	120	U					330		120
1ST-ST2-052517	J	361						328		24.1
1ST-ST2-061512	U	260		5.4		15.8		270		96
1ST-ST2-061512-G		19	U	8.3		4	U	190		11
1ST-ST2-090220	J	216	J					294	J	24.7
1ST-ST2-110410	U	130	U	13.4		9		670		130
1ST-ST2-110410-G	U	20	U	10.9		2.2	U	65		20
1ST-ST3-032923	U	13.1	U	17.3				327		43.5
1ST-ST3-041524	J	21.9	U	6.4				409		72.7
1ST-ST3-041619	J	43.5	UJ	0.3				257	J	24.7
1ST-ST3-041619-G	U	25	U	2.7				630		14.2
1ST-ST3-041818	J	42	U					261		23.8
1ST-ST3-041818-G	U	41.4	U	3.7				98		23.5
1ST-ST3-042022	U	21.9	U	15.6				448		72.7
1ST-ST3-042022-G	U	21.9	U	4.3				219		72.6
1ST-ST5-2-080210	U	700	U	11.9		17.2		1700		530
1ST-ST5-4-080210	U	570	U	12.8		14.5		1600		380
1ST-ST8-062623		347		10				995		72.7

Fluorene ug/kg		Gravel %		Hexachlorobenzene ug/kg		Hexachlorobutadiene ug/kg		Hexachlorocyclopentadiene ug/kg		He
SYS_SAMPLE_CODE	INTERPRETED_QUALIFIERS	RESULT_TEXT	INTERPRETED_QUALIFIERS	RESULT_TEXT	INTERPRETED_QUALIFIERS	RESULT_TEXT	INTERPRETED_QUALIFIERS	RESULT_TEXT	INTERPRETED_QUALIFIERS	RESULT_TEXT
16TH-ST1-053123	U			67.1	U	23.9	U	122	U	34.4
17TH-ST1-011922	U			232	U	82.8	U	421	U	59.4
17TH-ST1-041024	U			129	U	45.9	U	234	U	66
17TH-ST1-050819										
17TH-ST1-052423										
17TH-ST1-101222										
17TH-ST1-101620										
1ST-ST8-070319-N	J			23.7	U	25.1	U	207	U	28.3
1ST-ST1-041519	UJ			118	UJ	125	UJ			141
1ST-ST1-041918	J			23.6	U	24.9	U	205	U	28.1
1ST-ST1-051216	U	1.2		140	U	140	U	720	U	140
1ST-ST1-052021	U			23.7	U	25.1	U	207	U	28.3
1ST-ST1-052215	J	0.4		300	U	300	U	1500	U	300
1ST-ST1-052314	U	0.3		290	U	290	U	1500	U	290
1ST-ST1-052517	U			23.4	U	24.7	U	204	U	27.9
1ST-ST1-061512	J	1.4		130	U	630	U	2500	U	130
1ST-ST1-061512-G	J	15.5		81	U	400	U	1600	UJ	81
1ST-ST1-101222	U			380	U	135	U	689	U	97.2
1ST-ST1-101620	J			23.7	UJ	25	UJ	206	UJ	28.2
1ST-ST1-110410	J	4.7		200	U	200	U	1000	U	200
1ST-ST1-110410-G	U	12.5		140	U	140	U	680	U	140
1ST-ST2-030609										
1ST-ST2-030609-G	U	3.4		59	U	59	U	290	U	59
1ST-ST2-041519										
1ST-ST2-041918	U			23.6	U	24.9	U	206	U	28.1
1ST-ST2-042313	U	0.7		120	U	120	U	2300	U	120
1ST-ST2-042313-G	U	5.9		58	U	58	U	1200	U	58
1ST-ST2-051216	U			99	U	99	U	500	U	99
1ST-ST2-052021	J			23.7	U	25.1	U	207	U	28.3
1ST-ST2-052215	U			120	U	120	U	580	U	120
1ST-ST2-052517	U			23.1	U	24.4	U	201	U	27.5
1ST-ST2-061512	U	1.6		96	U	480	U	1900	U	96
1ST-ST2-061512-G	J	9		19	U	94	U	380	UJ	19
1ST-ST2-090220	UJ			23.7	UJ	25	UJ	206	UJ	28.2
1ST-ST2-110410	U	0.5		130	U	130	U	660	U	130
1ST-ST2-110410-G	U	5.3		20	U	20	U	100	U	20
1ST-ST3-032923	U			40.2	U	14.4	U	73	U	10.3
1ST-ST3-041524	U			67.3	U	24	U	122	U	34.5
1ST-ST3-041619	UJ			23.6	UJ	25	UJ	206	UJ	28.2
1ST-ST3-041619-G	U			96.6		36.4	J	119	U	16.2
1ST-ST3-041818	U			22.8	U	24.1	U	199	U	27.2
1ST-ST3-041818-G	U			22.5	U	23.8	U	196	U	26.8
1ST-ST3-042022	U			67.2	U	24	U	122	U	17.2
1ST-ST3-042022-G	U			67.2	U	24	U	122	U	17.2
1ST-ST5-2-080210	J	1.3		700	U	700	U	3500	U	700
1ST-ST5-4-080210	J	1.9		570	U	570	U	2800	U	570
1ST-ST8-062623	U			67.3	U	24	U	122	U	34.5

Dichloroethane ug/kg		HPAH ug/kg		Indeno(1,2,3-Cd)Pyrene ug/kg		Isophorone ug/kg		Lead mg/kg		
SYS_SAMPLE_CODE	INTERPRETED_QUALIFIERS	RESULT_TEXT	INTERPRETED_QUALIFIERS	RESULT_TEXT	INTERPRETED_QUALIFIERS	RESULT_TEXT	INTERPRETED_QUALIFIERS	RESULT_TEXT	INTERPRETED_QUALIFIERS	
16TH-ST1-053123	U	2798		72.9	U	47.5	U	107		511.7
17TH-ST1-011922	U	4047	J	252	U	67.7	U	90.4		644
17TH-ST1-041024	U	2469		140	U	91.1	U	102		314
17TH-ST1-050819										
17TH-ST1-052423										
17TH-ST1-101222										
17TH-ST1-101620										
1ST-ST8-070319-N	U	15418	J	426	J	38.8	U	157		2184
1ST-ST1-041519	UJ	8456	J	377	J	193	UJ	114		1526
1ST-ST1-041918	U	8324.7		361		38.5	U	97.9		1266.4
1ST-ST1-051216	U	6610	J	240		140	U	107		680
1ST-ST1-052021	U	1463.8	J	71.8	J	38.8	U	63.7		190.3
1ST-ST1-052215	U	8580	J	450		300	U	110		1401
1ST-ST1-052314	U	8650		380		290	U	61		950
1ST-ST1-052517	U	6161		167		38.2	U	106		1600.4
1ST-ST1-061512	U	4610		130	U	130	U	60		726
1ST-ST1-061512-G	U	3149		140		81	U	40		470
1ST-ST1-101222	U	5141	J	413	U	111	U			573
1ST-ST1-101620	UJ	5179.4	J	218	J	38.7	UJ	108		711.1
1ST-ST1-110410	U	12150		200	U	200	U	93		2540
1ST-ST1-110410-G	U	3000	J	110	J	140	U	42		240
1ST-ST2-030609								128		
1ST-ST2-030609-G	U	269	J	59	U	59	U	32		35
1ST-ST2-041519										
1ST-ST2-041918	U	2991.8		185		38.6	U	83.5		484
1ST-ST2-042313	U	1940		190		120	U	77		190
1ST-ST2-042313-G	U	225	J	58	U	58	U	66		58
1ST-ST2-051216	U	2300		110		99	U	78		284
1ST-ST2-052021	U	4218.1	J	140		38.8	U	106		978.2
1ST-ST2-052215	U	1690		130		120	U	73		295
1ST-ST2-052517	U	1891		119		37.7	U	82.9		254.6
1ST-ST2-061512	U	1394	J	58	J	96	U	68		120
1ST-ST2-061512-G	U	892		38		41		25		131.4
1ST-ST2-090220	UJ	1837.8	J	141	J	38.7	UJ	90.3		158
1ST-ST2-110410	U	3270	J	130	J	130	U	111		260
1ST-ST2-110410-G	U	311	J	20	U	20	U	25		35
1ST-ST3-032923	U	1583.3	J	73.4		11.7	U	6.44		199
1ST-ST3-041524	U	1955		129		47.6	U	8.96		126
1ST-ST3-041619	UJ	1238.1	J	82.5	J	38.7	UJ	6.53		76.5
1ST-ST3-041619-G	U			114		61.5		5.38		
1ST-ST3-041818	U	1405.55		84.4	J	37.3	U	8.11		332.45
1ST-ST3-041818-G	U	510.9	J	28.5	U	36.8	U	37.2		59.9
1ST-ST3-042022	U	1941.4	J	76.4	J	19.6	U	9.33		150
1ST-ST3-042022-G	U	932.4	J	73	U	19.6	U	6.89		79.7
1ST-ST5-2-080210	U	7350	J	700	U	700	U	254		2480
1ST-ST5-4-080210	U	6470	J	570	U	570	U	262		1730
1ST-ST8-062623	U	4794		208		47.6	U	90.5		579.2

LPAH ug/kg		Medium Sand %		Medium Silt %		Mercury mg/kg		Motor Oil Range mg/kg		
SYS_SAMPLE_CODE	INTERPRETED_QUALIFIERS	RESULT_TEXT	INTERPRETED_QUALIFIERS	RESULT_TEXT	INTERPRETED_QUALIFIERS	RESULT_TEXT	INTERPRETED_QUALIFIERS	RESULT_TEXT	INTERPRETED_QUALIFIERS	RESULT_TEXT
16TH-ST1-053123	J					0.207				73.1
17TH-ST1-011922	J					0.248				176
17TH-ST1-041024	J					0.29		1910		64
17TH-ST1-050819										
17TH-ST1-052423										
17TH-ST1-101222										
17TH-ST1-101620										
1ST ST8-070319-N	J					0.138				245
1ST-ST1-041519	J	3.8				0.251				267
1ST-ST1-041918						0.172				132
1ST-ST1-051216	J	3.7				0.31		6600		100
1ST-ST1-052021	J	3.5				0.112				40.3
1ST-ST1-052215	J	14.6				0.23		13000		240
1ST-ST1-052314	J	2.1		20.7		0.22		12000		160
1ST-ST1-052517	J					0.2197				116
1ST-ST1-061512	J	5.4		15.5		0.12		4300		94
1ST-ST1-061512-G	J	18.5		5.6		0.06		3600		53
1ST-ST1-101222	J	7				0.17				133
1ST-ST1-101620	J	2.1				0.211				90.1
1ST-ST1-110410	J	7.6		15.3		0.16		5900		200
1ST-ST1-110410-G		20.6		4.2		0.12		2500		140
1ST-ST2-030609						0.2				
1ST-ST2-030609-G	J	43.9				0.05	U	910		59
1ST-ST2-041519										
1ST-ST2-041918						0.242				45.6
1ST-ST2-042313		4.4		15.2		0.12	J	1400		120
1ST-ST2-042313-G	U	38		2.2	U	0.03	U	280		58
1ST-ST2-051216	J					0.13		1900		40
1ST-ST2-052021	J	2.3				0.33				163
1ST-ST2-052215	J					0.14		3000		70
1ST-ST2-052517	J					0.1078				34
1ST-ST2-061512		3.2		19		0.11		1500		96
1ST-ST2-061512-G	J	43		4	U	0.03		370		9.4
1ST-ST2-090220	J					0.134				26.2
1ST-ST2-110410		7		9.2		0.11		1500		130
1ST-ST2-110410-G	J	47.3		2.2	U	0.02	U	330		10
1ST-ST3-032923	J	31.4				0.0312				34
1ST-ST3-041524		23.6				0.0406				21.2
1ST-ST3-041619	J	0.8				0.0168	J			26.2
1ST-ST3-041619-G		10.1				0.026				15.1
1ST-ST3-041818						0.0277	U			25.3
1ST-ST3-041818-G	J	14.7				0.0236	U			24.9
1ST-ST3-042022		23.4				0.00998	U			21.2
1ST-ST3-042022-G	J	44.3				0.00551	U			21.1
1ST-ST5-2-080210	J	4.3		21		0.42		3600		700
1ST-ST5-4-080210	J	5.9		14.8		0.49		3300		570
1ST-ST8-062623	J	12.4				0.155				91.6

Naphthalene ug/kg		Nitrobenzene ug/kg		N-Nitroso-Di-N-Propylamine ug/kg		N-Nitrosodiphenylamine ug/kg		Pentachlorophenol ug/kg		
SYS_SAMPLE_CODE	INTERPRETED_QUALIFIERS	RESULT_TEXT	INTERPRETED_QUALIFIERS	RESULT_TEXT	INTERPRETED_QUALIFIERS	RESULT_TEXT	INTERPRETED_QUALIFIERS	RESULT_TEXT	INTERPRETED_QUALIFIERS	RESULT_TEXT
16TH-ST1-053123	J	36	U	37.1	U	106		155	U	372
17TH-ST1-011922	J	125	U	128	U	91.6	U	538	U	468
17TH-ST1-041024	J	69.1	U	71.1	U	50.8	U	298	U	250
17TH-ST1-050819										
17TH-ST1-052423										
17TH-ST1-101222										
17TH-ST1-101620										
1ST-ST8-070319-N	J	39.8	U	54	U	47.9	U	157	U	1490
1ST-ST1-041519	J	198	UJ	270	UJ	239	UJ	781	UJ	983
1ST-ST1-041918		39.5	U	53.7	U	47.6	U	156	U	738
1ST-ST1-051216	J	140	U	140	U	140	U	720	UJ	430
1ST-ST1-052021	J	39.8	U	54	U	47.9	U	157	U	150
1ST-ST1-052215	J	300	U	300	U	300	U	1500	U	890
1ST-ST1-052314	J	290	U	290	U	290	U	1500	U	790
1ST-ST1-052517		39.2	U	53.3	U	47.2	U	154	U	1230
1ST-ST1-061512	J	130	U	130	U	94	J	1300	U	550
1ST-ST1-061512-G	J	81	U	81	U	150		810	UJ	320
1ST-ST1-101222	J	204	U	210	U	150	U	880	U	440
1ST-ST1-101620	J	39.7	UJ	53.9	UJ	156	J	156	UJ	465
1ST-ST1-110410	U	200	U	200	U	200	U	1000	U	2000
1ST-ST1-110410-G	U	140	U	140	U	140	U	680	U	240
1ST-ST2-030609										
1ST-ST2-030609-G	U	59	U	290	U	59	U	290	U	35
1ST-ST2-041519										
1ST-ST2-041918	J	39.6	U	53.8	U	47.6	U	156	U	249
1ST-ST2-042313	U	120	U	120	U	120	U	1200	U	190
1ST-ST2-042313-G	U	58	U	58	U	58	U	580	U	58
1ST-ST2-051216	J	99	U	99	U	99	U	500	UJ	190
1ST-ST2-052021		39.8	U	54	U	161		157	U	564
1ST-ST2-052215	J	120	U	120	U	120	U	580	U	190
1ST-ST2-052517	J	38.7	U	52.5	U	46.6	U	152	U	190
1ST-ST2-061512	U	96	U	96	U	96	U	960	U	120
1ST-ST2-061512-G	J	19	U	19	U	19	U	190	UJ	96
1ST-ST2-090220	UJ	39.7	UJ	54	UJ	47.8	UJ	156	UJ	158
1ST-ST2-110410	U	130	U	130	U	130	U	660	U	260
1ST-ST2-110410-G	J	20	U	20	U	20	U	100	U	25
1ST-ST3-032923	J	21.6	U	22.2	U	15.9	UJ	93.2	U	165
1ST-ST3-041524	U	36.1	U	37.2	U	26.6	U	156	U	126
1ST-ST3-041619	UJ	39.7	UJ	53.9	UJ	47.7	UJ	156	UJ	76.5
1ST-ST3-041619-G	U	40.9	J	31	U	27.5	U	89.9	U	172
1ST-ST3-041818	U	38.3	U	52	U	46.1	U	151	U	91.7
1ST-ST3-041818-G	U	37.8	U	51.3	U	45.5	U	149	U	59.9
1ST-ST3-042022	U	36.1	U	37.2	U	26.5	UJ	156	U	150
1ST-ST3-042022-G	U	36.1	U	37.1	U	26.5	UJ	156	U	79.7
1ST-ST5-2-080210	U	700	U	3500	U	700	U	3500	U	1400
1ST-ST5-4-080210	U	570	U	2800	U	570	U	2800	U	1000
1ST-ST8-062623	J	36.1	U	37.2	U	54.3	J	156	U	445

Phenanthrene ug/kg		Phenol ug/kg		Polychlorinated Biphenyls ug/kg		Pyrene ug/kg		TEQ ng/kg		
SYS_SAMPLE_CODE	INTERPRETED_QUALIFIERS	RESULT_TEXT	INTERPRETED_QUALIFIERS	RESULT_TEXT	INTERPRETED_QUALIFIERS	RESULT_TEXT	INTERPRETED_QUALIFIERS	RESULT_TEXT	INTERPRETED_QUALIFIERS	RESULT_TEXT
16TH-ST1-053123		157		220.8	J	378				
17TH-ST1-011922		520		406		994				
17TH-ST1-041024		41.9	U	1204		854				
17TH-ST1-050819				685						
17TH-ST1-052423				491.8						
17TH-ST1-101222				1192	J					
17TH-ST1-101620				603						
1ST-ST8-070319-N	J	41.2	U	488		3230	J			
1ST-ST1-041519	J	501	J	173.1	J	1970	J			
1ST-ST1-041918		261		200.2	J	2140				
1ST-ST1-051216		170		234		1300				
1ST-ST1-052021		112		99.9	U	276				
1ST-ST1-052215		420	J	242	J	2000				
1ST-ST1-052314		190	J	368	J	2100				88.1
1ST-ST1-052517		188		295.2		1420				
1ST-ST1-061512		130		550		1100				70.2
1ST-ST1-061512-G		93		132		730				15.9
1ST-ST1-101222	J	378	J	82		1140				
1ST-ST1-101620	J	116	J	164.2	J	1280	J			
1ST-ST1-110410		200	U	18	U	2600				64.5
1ST-ST1-110410-G		140	U	73		600		12.2673	J	20.1
1ST-ST2-030609				43						
1ST-ST2-030609-G	J	59	U	20	U	72				2.1
1ST-ST2-041519				47.3						
1ST-ST2-041918		268		143.3		593				
1ST-ST2-042313		190		72		370				57.2
1ST-ST2-042313-G	U	58	U	18	U	66				2.2
1ST-ST2-051216		430		145	J	440				
1ST-ST2-052021		281		100		861				
1ST-ST2-052215		500	J	100	J	370				
1ST-ST2-052517		51.7	J	93.5		351				
1ST-ST2-061512		120		118	J	270				73.8
1ST-ST2-061512-G		10	J	12	J	160				4
1ST-ST2-090220	J	65.4	J	113.1		314	J			
1ST-ST2-110410		130	U	75		550				55.9
1ST-ST2-110410-G		20	U	20	U	59				15.4
1ST-ST3-032923		3000		19.4	U	296				
1ST-ST3-041524		21.9	U	99.5	U	364				
1ST-ST3-041619	J	53.9	J	19.9	U	219	J			
1ST-ST3-041619-G		32.2	J			500				
1ST-ST3-041818	J	39.6	U	17.7	U	206				
1ST-ST3-041818-G	J	39.1	U	17.6	U	105				
1ST-ST3-042022		579		19.9	U	378				
1ST-ST3-042022-G	J	27.3	U	20	U	198				
1ST-ST5-2-080210		700	U	193	J	1900				62.2
1ST-ST5-4-080210		570	U	274	J	1600				59.6
1ST-ST8-062623		176		916	J	1200				

Total Fines %		Total Organic Carbon %		Very Coarse Sand %		Very Fine Sand %		Very Fine Silt %		
SYS_SAMPLE_CODE	INTERPRETED_QUALIFIERS	RESULT_TEXT	INTERPRETED_QUALIFIERS	RESULT_TEXT	INTERPRETED_QUALIFIERS	RESULT_TEXT	INTERPRETED_QUALIFIERS	RESULT_TEXT	INTERPRETED_QUALIFIERS	RESULT_TEXT
16TH-ST1-053123		22.9								1290
17TH-ST1-011922										1170
17TH-ST1-041024		17.4								796
17TH-ST1-050819										
17TH-ST1-052423										
17TH-ST1-101222										
17TH-ST1-101620		13.1								
1ST ST8-070319-N		14.3								1030
1ST-ST1-041519		18.8		3		4.4				1620
1ST-ST1-041918		7.5	J							1210
1ST-ST1-051216		15.5		2.8		6.1				1420
1ST-ST1-052021		9.64		1.6		24.5				410
1ST-ST1-052215		10.8		3.1		6.2				1310
1ST-ST1-052314		13.3		1.9		3		10.3		2010
1ST-ST1-052517		11.2								1350
1ST-ST1-061512		4.3		3.7		9.2		7.9		635
1ST-ST1-061512-G		9.61		14.6		5.4		3.1		447
1ST-ST1-101222		10.5		3.5		5.8				
1ST-ST1-101620		19.9		2.7		4				1460
1ST-ST1-110410		7.89		5.8		3.6		12.6		793
1ST-ST1-110410-G		7.6		12.4		3.9		3.3		370
1ST-ST2-030609										579
1ST-ST2-030609-G		2.14		6.1		1.5				143
1ST-ST2-041519										
1ST-ST2-041918		7.46	J							376
1ST-ST2-042313		9.43		1.9		24.9		6.6		333
1ST-ST2-042313-G		2.44		12.4		1.1		2.2	U	167
1ST-ST2-051216		6.81								442
1ST-ST2-052021		21.2		3.8		2				1520
1ST-ST2-052215		5.59								362
1ST-ST2-052517		7.18								361
1ST-ST2-061512		4.35		2.4		11.1		11.5		332
1ST-ST2-061512-G		5.11		8.9		1.3		4	U	122
1ST-ST2-090220		10.7	J							510
1ST-ST2-110410		5.54		1.6		19.2		6.3		466
1ST-ST2-110410-G		3.426666667		6.1		2.2		2.2	U	108
1ST-ST3-032923		8.61	J	6.1		16.6				258
1ST-ST3-041524		6.68		18.3		5				431
1ST-ST3-041619		1.29		1.8		0.2				144
1ST-ST3-041619-G		2.35		7.9		0.2				172
1ST-ST3-041818		3.32	J							226
1ST-ST3-041818-G		1.16		11.3		0.8				152
1ST-ST3-042022		5.51		12.9		2.3				369
1ST-ST3-042022-G		1.93		6.7		2.3				268
1ST-ST5-2-080210		12.8		2.9		13.4		9.1		924
1ST-ST5-4-080210		9.88		2.8		13.1		8.8		852
1ST-ST8-062623		14.8		1.7		13.4				641

Zinc mg/kg	
SYS_SAMPLE_CODE	INTERPRETED_QUALIFIERS
16TH-ST1-053123	
17TH-ST1-011922	
17TH-ST1-041024	
17TH-ST1-050819	
17TH-ST1-052423	
17TH-ST1-101222	
17TH-ST1-101620	
1ST ST8-070319-N	
1ST-ST1-041519	
1ST-ST1-041918	
1ST-ST1-051216	
1ST-ST1-052021	
1ST-ST1-052215	
1ST-ST1-052314	
1ST-ST1-052517	
1ST-ST1-061512	
1ST-ST1-061512-G	J
1ST-ST1-101222	
1ST-ST1-101620	
1ST-ST1-110410	
1ST-ST1-110410-G	
1ST-ST2-030609	
1ST-ST2-030609-G	
1ST-ST2-041519	
1ST-ST2-041918	
1ST-ST2-042313	
1ST-ST2-042313-G	
1ST-ST2-051216	
1ST-ST2-052021	
1ST-ST2-052215	
1ST-ST2-052517	
1ST-ST2-061512	
1ST-ST2-061512-G	J
1ST-ST2-090220	
1ST-ST2-110410	
1ST-ST2-110410-G	
1ST-ST3-032923	
1ST-ST3-041524	
1ST-ST3-041619	
1ST-ST3-041619-G	
1ST-ST3-041818	
1ST-ST3-041818-G	
1ST-ST3-042022	
1ST-ST3-042022-G	
1ST-ST5-2-080210	
1ST-ST5-4-080210	
1ST-ST8-062623	

SYS_SAMPLE_CODE	SYS_LOC_CO DE	X_COORD	Y_COORD	SAMPLE_DATE	Loc_Group_Code	LOC_DESC
1ST-ST8-110122	1ST-ST8	1269296.1	193993.76	11/1/2022	1st Ave S SD (west)	In median lane of Olsen Pl SW just east of 1st Ave S, prior to 2nd Ave SW.
7TH-ST1-041818	7TH-ST1	1271845.539	198135.359	4/18/2018	7th Ave S SD	7th Ave S at S Portland St
7TH-ST1-041818-G	7TH-ST1	1271845.539	198135.359	4/18/2018	7th Ave S SD	7th Ave S at S Portland St
7TH-ST1-042219	7TH-ST1	1271845.539	198135.359	4/22/2019	7th Ave S SD	7th Ave S at S Portland St
7TH-ST1-042219-G	7TH-ST1	1271845.539	198135.359	4/22/2019	7th Ave S SD	7th Ave S at S Portland St
7TH-ST1-042717	7TH-ST1	1271845.539	198135.359	4/27/2017	7th Ave S SD	7th Ave S at S Portland St
7TH-ST1-042717-G	7TH-ST1	1271845.539	198135.359	4/27/2017	7th Ave S SD	7th Ave S at S Portland St
7TH-ST1-050916	7TH-ST1	1271845.539	198135.359	5/9/2016	7th Ave S SD	7th Ave S at S Portland St
7TH-ST1-050916G	7TH-ST1	1271845.539	198135.359	5/9/2016	7th Ave S SD	7th Ave S at S Portland St
7TH-ST1-051622	7TH-ST1	1271845.539	198135.359	5/16/2022	7th Ave S SD	7th Ave S at S Portland St
7TH-ST1-051622-G	7TH-ST1	1271845.539	198135.359	5/16/2022	7th Ave S SD	7th Ave S at S Portland St
7TH-ST1-051815	7th-ST1	1271845.539	198135.359	5/18/2015	7th Ave S SD	7th Ave S at S Portland St
7TH-ST1-051815G	7TH-ST1	1271845.539	198135.359	5/18/2015	7th Ave S SD	7th Ave S at S Portland St
7TH-ST1-061423	7TH-ST1	1271845.539	198135.359	6/14/2023	7th Ave S SD	7th Ave S at S Portland St
7TH-ST1-061423-G	7TH-ST1	1271845.539	198135.359	6/14/2023	7th Ave S SD	7th Ave S at S Portland St
7TH-ST1-101520-G	7TH-ST1	1271845.539	198135.359	10/15/2020	7th Ave S SD	7th Ave S at S Portland St
7TH-ST2-040523	7TH-ST2	1270701.999	193616.5	4/5/2023	7th Ave S SD	4th Ave S at S Barton St, next to P-Patch
7TH-ST2-041024	7TH-ST2	1270701.999	193616.5	4/10/2024	7th Ave S SD	4th Ave S at S Barton St, next to P-Patch
7TH-ST2-041718	7TH-ST2	1270701.999	193616.5	4/17/2018	7th Ave S SD	4th Ave S at S Barton St, next to P-Patch
7TH-ST2-041718-G	7TH-ST2	1270701.999	193616.5	4/17/2018	7th Ave S SD	4th Ave S at S Barton St, next to P-Patch
7TH-ST2-041719	7TH-ST2	1270701.999	193616.5	4/17/2019	7th Ave S SD	4th Ave S at S Barton St, next to P-Patch
7TH-ST2-041719-G	7TH-ST2	1270701.999	193616.5	4/17/2019	7th Ave S SD	4th Ave S at S Barton St, next to P-Patch
7TH-ST2-042717	7TH-ST2	1270701.999	193616.5	4/27/2017	7th Ave S SD	4th Ave S at S Barton St, next to P-Patch
7THST2-050914	7TH-ST2	1270701.999	193616.5	5/9/2014	7th Ave S SD	4th Ave S at S Barton St, next to P-Patch
7TH-ST2-051016	7TH-ST2	1270701.999	193616.5	5/10/2016	7th Ave S SD	4th Ave S at S Barton St, next to P-Patch
7TH-ST2-051016G	7th-ST2	1270701.999	193616.5	5/10/2016	7th Ave S SD	4th Ave S at S Barton St, next to P-Patch
7TH-ST2-051122	7TH-ST2	1270701.999	193616.5	5/11/2022	7th Ave S SD	4th Ave S at S Barton St, next to P-Patch
7TH-ST2-051122-G	7TH-ST2	1270701.999	193616.5	5/11/2022	7th Ave S SD	4th Ave S at S Barton St, next to P-Patch
7TH-ST2-052115	7TH-ST2	1270701.999	193616.5	5/21/2015	7th Ave S SD	4th Ave S at S Barton St, next to P-Patch
7TH-ST3-040523	7TH-ST3	1271346.962	196842.026	4/5/2023	7th Ave S SD	S Southern St just W of 7th Ave S
7TH-ST3-041024	7TH-ST3	1271346.962	196842.026	4/10/2024	7th Ave S SD	S Southern St just W of 7th Ave S
7TH-ST3-041918	7TH-ST3	1271346.962	196842.026	4/19/2018	7th Ave S SD	S Southern St just W of 7th Ave S
7TH-ST3-042219	7TH-ST3	1271346.962	196842.026	4/22/2019	7th Ave S SD	S Southern St just W of 7th Ave S
7TH-ST3-042717	7TH-ST3	1271346.962	196842.026	4/27/2017	7th Ave S SD	S Southern St just W of 7th Ave S
7TH-ST3-051116	7TH-ST3	1271346.962	196842.026	5/11/2016	7th Ave S SD	S Southern St just W of 7th Ave S
7TH-ST3-051622	7TH-ST3	1271346.962	196842.026	5/16/2022	7th Ave S SD	S Southern St just W of 7th Ave S
7TH-ST3-052115	7TH-ST3	1271346.962	196842.026	5/21/2015	7th Ave S SD	S Southern St just W of 7th Ave S
7TH-ST3-111110-G	7th-ST3	1271346.962	196842.026	11/11/2010	7th Ave S SD	S Southern St just W of 7th Ave S
96TH-ST1-080923	96TH-ST1	1273005.98	193053.64	8/9/2023	S 96th St SD	Sediment Trap at 10th Ave S, in front of 9229 10th Ave S
AGP-011421-4	RCB92	1270152.58	208027.92	1/14/2021	Diagonal Ave S CSO/SD	CB on N side of Denver Ave S, north of 4786 1st Ave S
AGP-011421-5	MH71	1269993.86	208198.37	1/14/2021	Diagonal Ave S CSO/SD	Drop MH on Denver Ave S, East of 1st Ave S overpass
AGP-011421-6	RCB329	1269962.285	208275.534	1/14/2021	Diagonal Ave S CSO/SD	RCB on north side of Denver Ave S, immediately east of 1st Ave S overpass
AGP-011421-7	RCB328	1269931.383	208262.339	1/14/2021	Diagonal Ave S CSO/SD	RCB on Denver Ave S, south side, immediately east of 1st Ave S overpass
AGP-011421-8	MH52	1269281.61	209080.07	1/14/2021	Diagonal Ave S CSO/SD	Various lids in location. Taken from MH in SE of north junction, just upstream from flap gate
AGP-042219-1	MH48	1270930.823	208583.198	4/22/2019	Diagonal Ave S CSO/SD	4th Parking spot from the west, north of railroad, south of fueling
AGP-051122-1	MH241	1270400.79	199355.1	5/11/2022	2nd Ave S SD	2nd Ave S at S Fontanelle St
AGP-051122-3	RCB290	1271200.31	198428.77	5/11/2022	7th Ave S SD	NE corner of intersection of S Holden St and 5th Ave S

CHEMICAL_NAME RESULT_UNIT			>10 Phi Clay %	1,2,4-Trichlorobenzene ug/kg	1,2-Dichlorobenzene ug/kg	1,3-Dichlorobenzene ug/kg	1,4
SYS_SAMPLE_CODE	SAMPLE_METHOD	LOC_MAJ OR_BASI N	RESULT_TEXT INTERPRETED_QUALIFIERS	RESULT_TEXT INTERPRETED_QUALIFIERS	RESULT_TEXT INTERPRETED_QUALIFIERS	RESULT_TEXT INTERPRETED_QUALIFIERS	RESULT_TEXT
1ST-ST8-110122	SedTrap	MS4					
7TH-ST1-041818	SedTrap	MS4		28.7 U	22.4 U	24.4 U	105
7TH-ST1-041818-G	Grab-Manual	MS4		29.4 U	23 U	25 U	21.7
7TH-ST1-042219	SedTrap	MS4		29.6 UJ	23.2 UJ	25.2 UJ	21.8
7TH-ST1-042219-G	Grab-Manual	MS4		17.6 U	13.8 U	15 U	13
7TH-ST1-042717	SedTrap	MS4		29 U	22.7 U	24.7 U	21.4
7TH-ST1-042717-G	Grab-Manual	MS4		29.4 U	23 U	25 U	21.6
7TH-ST1-050916	SedTrap	MS4		96 U	96 U	96 U	96
7TH-ST1-050916G	Grab-Manual	MS4		60 U	60 U	60 U	60
7TH-ST1-051622	SedTrap	MS4		17.8 U	11.8 U	15.6 U	15.7
7TH-ST1-051622-G	Grab-Manual	MS4		17.9 U	11.9 U	15.7 U	15.7
7TH-ST1-051815	SedTrap	MS4		18 U	18 U	18 U	18
7TH-ST1-051815G	Grab-Manual	MS4	8.6	20 U	20 U	20 U	20
7TH-ST1-061423	SedTrap	MS4		8.5 U	6.1 U	3.1 U	6.4
7TH-ST1-061423-G	SedTrap	MS4		8.5 U	6.1 U	3.1 U	6.4
7TH-ST1-101520-G	Grab-Manual	MS4		29.7 U	23.2 U	25.3 U	21.9
7TH-ST2-040523	SedTrap	MS4		3.6 U	2.4 U	3.1 U	3.1
7TH-ST2-041024	SedTrap	MS4		8.4 U	6 U	3.1 U	6.2
7TH-ST2-041718	SedTrap	MS4		5.7 U	4.5 U	4.9 U	4.2
7TH-ST2-041718-G	Grab-Manual	MS4		29.1 U	22.8 U	24.8 U	21.4
7TH-ST2-041719	SedTrap	MS4		6 UJ	4.7 UJ	5.1 UJ	4.4
7TH-ST2-041719-G	Grab-Manual	MS4		5.7 U	4.5 U	4.9 U	4.2
7TH-ST2-042717	SedTrap	MS4		5.8 U	4.6 U	5 U	4.3
7THST2-050914	SedTrap	MS4	0.4	19 U	19 U	19 U	19
7TH-ST2-051016	SedTrap	MS4		58 U	58 U	58 U	58
7TH-ST2-051016G	Grab-Manual	MS4		19 U	19 U	19 U	19
7TH-ST2-051122	SedTrap	MS4		3.6 U	2.4 U	3.1 U	3.1
7TH-ST2-051122-G	Grab-Manual	MS4		3.6 U	2.4 U	3.1 U	3.1
7TH-ST2-052115	SedTrap	MS4		20 U	20 U	20 U	20
7TH-ST3-040523	SedTrap	MS4		8.2 U	5.5 U	7.2 U	7.2
7TH-ST3-041024	SedTrap	MS4					
7TH-ST3-041918	SedTrap	MS4		29.6 U	23.1 U	25.2 U	21.8
7TH-ST3-042219	SedTrap	MS4		29.8 UJ	23.3 UJ	25.3 UJ	21.9
7TH-ST3-042717	SedTrap	MS4		29.5 U	23.1 U	25.1 U	21.8
7TH-ST3-051116	SedTrap	MS4		280 U	280 U	280 U	280
7TH-ST3-051622	SedTrap	MS4		17.8 U	11.8 U	15.6 U	15.7
7TH-ST3-052115	SedTrap	MS4		580 U	580 U	580 U	580
7TH-ST3-111110-G	Grab-Manual	MS4	0.6	150 U	150 U	150 U	150
96TH-ST1-080923	SedTrap	MS4					
AGP-011421-4	Grab-Manual	MS4					
AGP-011421-5	Grab-Manual	MS4					
AGP-011421-6	Grab-Manual	MS4					
AGP-011421-7	Grab-Manual	MS4					
AGP-011421-8	Grab-Manual	MS4					
AGP-042219-1	Grab-Manual	MS4		5.8 U	4.5 U	4.9 U	4.3
AGP-051122-1	Grab-Manual	MS4		17.8 U	11.8 U	15.6 U	15.7
AGP-051122-3	Grab-Manual	MS4		17.7 U	11.8 U	15.6 U	15.6

Dichlorobenzene ug/kg		1-Methylnaphthalene ug/kg		2,2'-Oxybis(1-chloropropane) ug/kg		2,4,5-Trichlorophenol ug/kg		2,4,6-Trichlorophenol ug/kg		2,4
SYS_SAMPLE_CODE	INTERPRETED_QUALIFIERS	RESULT_TEXT	INTERPRETED_QUALIFIERS	RESULT_TEXT	INTERPRETED_QUALIFIERS	RESULT_TEXT	INTERPRETED_QUALIFIERS	RESULT_TEXT	INTERPRETED_QUALIFIERS	RESULT_TEXT
1ST-ST8-110122										
7TH-ST1-041818		28.7	U	27.3	U	130	U	122	U	154
7TH-ST1-041818-G	U	29.4	U	28	U	133	U	125	U	158
7TH-ST1-042219	UJ	29.6	UJ	28.2	UJ	134	UJ	126	UJ	159
7TH-ST1-042219-G	U	17.6	U	16.7	U	79.5	U	75	U	94.5
7TH-ST1-042717	U	29	U	27.6	U	131	U	124	U	156
7TH-ST1-042717-G	U	29.3	U	28	U	133	U	125	U	158
7TH-ST1-050916	U	96	U	96	U	480	U	480	U	480
7TH-ST1-050916G	U	60	U	60	U	300	U	300	U	300
7TH-ST1-051622	U	26.3	U	16.8	U	129	U	44.9	U	76.6
7TH-ST1-051622-G	U	26.3	U	16.9	U	129	U	44.9	U	76.6
7TH-ST1-051815	U	5.6	J	18	U	93	U	93	U	93
7TH-ST1-051815G	U	5.9	J	20	U	98	U	98	U	98
7TH-ST1-061423	U	14.7	J	3.4	U	25.7	U	9	U	15.3
7TH-ST1-061423-G	U	12.5	J	3.4	U	25.7	U	9	U	15.3
7TH-ST1-101520-G	U	29.7	U	28.3	U	134	U	127	U	160
7TH-ST2-040523	U	5.3	U	3.4	U	25.7	U	9	U	15.3
7TH-ST2-041024	U	5.2	U	3.3	U	25.3	U	8.8	U	15
7TH-ST2-041718	U	8.1	J	5.5	U	25.9	U	24.4	U	30.8
7TH-ST2-041718-G	U	29.1	U	27.7	U	131	U	124	U	156
7TH-ST2-041719	UJ	7.2	J	5.7	UJ	26.9	UJ	25.4	UJ	32
7TH-ST2-041719-G	U	5.7	U	5.4	U	25.8	U	24.4	U	30.7
7TH-ST2-042717	U	5.8	U	5.5	U	26.3	U	24.8	U	31.3
7THST2-050914	U	19	U	19	U	96	U	96	U	96
7TH-ST2-051016	U	58	U	58	U	290	U	290	U	290
7TH-ST2-051016G	U	19	U	19	U	94	U	94	U	94
7TH-ST2-051122	U	5.3	U	3.4	U	25.7	U	9	U	15.3
7TH-ST2-051122-G	U	5.2	U	3.4	U	25.7	U	9	U	15.3
7TH-ST2-052115	U	20	U	20	U	98	U	98	U	98
7TH-ST3-040523	U	14.7	J	7.8	U	59.2	U	20.7	U	35.2
7TH-ST3-041024										
7TH-ST3-041918	U	34.8	J	28.1	U	133	U	126	U	159
7TH-ST3-042219	UJ	29.7	UJ	28.3	UJ	134	UJ	127	UJ	160
7TH-ST3-042717	U	29.5	U	28.1	U	133	U	126	U	159
7TH-ST3-051116	U	280	U	280	U	1400	U	1400	U	1400
7TH-ST3-051622	U	27.4	J	16.8	U	129	U	44.8	U	76.5
7TH-ST3-052115	U	580	U	580	U	2900	U	2900	U	2900
7TH-ST3-111110-G	U	150	U	150	U	750	U	750	U	750
96TH-ST1-080923										
AGP-011421-4										
AGP-011421-5										
AGP-011421-6										
AGP-011421-7										
AGP-011421-8										
AGP-042219-1	U	5.8	U	5.5	U	26.1	U	24.6	U	31
AGP-051122-1	U	26.3	U	16.8	U	129	U	44.9	U	76.6
AGP-051122-3	U	26.1	U	16.8	U	128	U	44.6	U	76.1

Appendix B: All Data for Prioritization

l-Dichlorophenol ug/kg		2,4-Dimethylphenol ug/kg		2,4-Dinitrophenol ug/kg		2,4-Dinitrotoluene ug/kg		2,6-Dinitrotoluene ug/kg		2-C
SYS_SAMPLE_CODE	INTERPRETED_QUALIFIERS	RESULT_TEXT	INTERPRETED_QUALIFIERS	RESULT_TEXT	INTERPRETED_QUALIFIERS	RESULT_TEXT	INTERPRETED_QUALIFIERS	RESULT_TEXT	INTERPRETED_QUALIFIERS	RESULT_TEXT
1ST-ST8-110122										
7TH-ST1-041818	U	129	U	199	U	110	U	129	U	21.4
7TH-ST1-041818-G	U	132	U	204	U	113	U	132	U	21.9
7TH-ST1-042219	UJ	133	UJ	205	UJ	114	UJ	133	UJ	22.1
7TH-ST1-042219-G	U	79.2	U	122	U	67.6	U	78.9	U	13.1
7TH-ST1-042717	U	130	U	201	U	111	U	130	U	21.6
7TH-ST1-042717-G	U	132	UJ	204	U	113	U	132	U	21.9
7TH-ST1-050916	U	480	U	960	U	480	U	480	U	96
7TH-ST1-050916G	U	300	U	600	UJ	300	U	300	U	60
7TH-ST1-051622	U	18.9	U	169	U	81	U	102	U	39.8
7TH-ST1-051622-G	U	18.9	U	169	U	81.1	U	102	U	39.8
7TH-ST1-051815	U	93	U	180	U	93	U	93	U	18
7TH-ST1-051815G	U	98	U	200	U	98	U	98	U	20
7TH-ST1-061423	U	8.9	U	33.8	U	16.2	U	20.5	U	8
7TH-ST1-061423-G	U	8.9	U	33.8	U	16.2	U	20.5	U	8
7TH-ST1-101520-G	U	134	U	206	U	114	U	133	U	22.1
7TH-ST2-040523	U	3.8	U	33.8	U	16.2	U	20.5	U	8
7TH-ST2-041024	U	8.8	U	33.2	U	15.9	U	20.1	U	7.8
7TH-ST2-041718	U	25.8	U	39.7	U	22	U	25.7	U	4.3
7TH-ST2-041718-G	U	131	U	202	U	112	U	130	U	21.7
7TH-ST2-041719	UJ	26.8	UJ	41.2	UJ	22.9	UJ	26.7	UJ	4.4
7TH-ST2-041719-G	U	25.7	U	39.6	U	22	U	25.6	U	4.3
7TH-ST2-042717	U	26.2	U	40.4	U	22.4	U	26.1	U	4.3
7THST2-050914	U	96	U	190	UJ	96	U	96	U	19
7TH-ST2-051016	U	290	U	580	U	290	U	290	U	58
7TH-ST2-051016G	U	94	U	190	UJ	94	U	94	U	19
7TH-ST2-051122	U	3.8	U	33.8	U	16.2	U	20.5	U	8
7TH-ST2-051122-G	U	3.8	U	33.7	U	16.2	U	20.4	U	7.9
7TH-ST2-052115	UJ	98	U	200	U	98	U	98	U	20
7TH-ST3-040523	U	8.7	U	77.8	U	37.3	U	47.1	U	18.3
7TH-ST3-041024										
7TH-ST3-041918	U	133	U	205	U	114	U	132	U	22
7TH-ST3-042219	UJ	134	UJ	206	UJ	114	UJ	133	UJ	22.2
7TH-ST3-042717	U	133	U	205	U	114	U	132	U	22
7TH-ST3-051116	U	1400	U	2800	U	1400	U	1400	U	280
7TH-ST3-051622	U	18.9	U	169	U	80.9	U	102	U	39.8
7TH-ST3-052115	UJ	2900	U	5800	U	2900	U	2900	U	580
7TH-ST3-111110-G	U	150	U	1500	U	750	U	750	U	150
96TH-ST1-080923										
AGP-011421-4										
AGP-011421-5										
AGP-011421-6										
AGP-011421-7										
AGP-011421-8										
AGP-042219-1	U	26	U	40.1	U	22.2	U	25.9	U	4.3
AGP-051122-1	U	18.9	U	169	U	81	U	102	U	39.8
AGP-051122-3	U	18.8	U	168	U	80.6	U	102	U	39.6

nloronaphthalene ug/kg		2-Chlorophenol ug/kg		2-Methylnaphthalene ug/kg		2-Methylphenol ug/kg		2-Nitroaniline ug/kg		
SYS_SAMPLE_CODE	INTERPRETED_QUALIFIERS	RESULT_TEXT	INTERPRETED_QUALIFIERS	RESULT_TEXT	INTERPRETED_QUALIFIERS	RESULT_TEXT	INTERPRETED_QUALIFIERS	RESULT_TEXT	INTERPRETED_QUALIFIERS	RESULT_TEXT
1ST-ST8-110122										
7TH-ST1-041818	U	31.2	U	40.5	J	37.8	U	145	U	33.3
7TH-ST1-041818-G	U	31.9	U	28	U	38.7	U	149	U	34.2
7TH-ST1-042219	UJ	32.2	UJ	28.2	UJ	1130	J	150	UJ	34.4
7TH-ST1-042219-G	U	19.1	U	20.9	J	23.2	U	89.2	U	20.4
7TH-ST1-042717	U	31.5	U	31.4	J	38.2	U	147	UJ	33.7
7TH-ST1-042717-G	U	31.9	U	28	U	38.7	U	149	UJ	34.1
7TH-ST1-050916	U	96	U	96	U	96	U	480	U	96
7TH-ST1-050916G	U	60	U	60	U	60	U	300	U	60
7TH-ST1-051622	U	69.2	U	33.6	J	33.3	U	82.1	U	24.3
7TH-ST1-051622-G	U	69.3	U	22.6	U	33.3	U	82.1	U	24.3
7TH-ST1-051815	U	18	U	7.4	J	18	U	93	U	18
7TH-ST1-051815G	U	20	U	9.8	J	20	U	98	U	20
7TH-ST1-061423	U	13.8	U	30.8		6.7	UJ	16.4	U	4.9
7TH-ST1-061423-G	U	13.8	U	23.2		6.7	UJ	16.4	U	4.9
7TH-ST1-101520-G	U	32.3	U	28.3	U	39.1	U	151	U	34.5
7TH-ST2-040523	U	13.8	U	4.5	U	6.7	U	16.4	U	4.9
7TH-ST2-041024	U	13.6	U	4.4	U	6.5	U	16.1	U	4.8
7TH-ST2-041718	U	6.2	U	7.9	J	7.5	U	29	U	6.7
7TH-ST2-041718-G	U	31.6	U	27.7	U	38.3	U	147	U	33.8
7TH-ST2-041719	UJ	6.5	UJ	11.6	J	7.8	UJ	30.2	UJ	6.9
7TH-ST2-041719-G	U	6.2	U	5.4	U	7.5	U	29	U	6.6
7TH-ST2-042717	U	6.3	U	5.7	J	7.7	U	29.5	UJ	6.8
7THST2-050914	U	19	U	19	U	19	U	96	U	19
7TH-ST2-051016	U	58	U	58	U	58	U	290	U	58
7TH-ST2-051016G	U	19	U	19	U	19	U	94	U	19
7TH-ST2-051122	U	13.8	U	4.5	U	6.7	U	16.4	U	4.9
7TH-ST2-051122-G	U	13.8	U	4.5	U	6.6	U	16.4	U	4.8
7TH-ST2-052115	U	20	U	20	U	20	U	98	U	20
7TH-ST3-040523	U	31.9	U	30.5	J	15.3	U	37.8	U	11.2
7TH-ST3-041024										
7TH-ST3-041918	U	32.1	U	47.2	J	38.9	U	150	U	34.3
7TH-ST3-042219	UJ	32.3	UJ	53.3	J	39.2	UJ	151	UJ	34.6
7TH-ST3-042717	U	32.1	U	28.1	U	38.9	U	150	UJ	34.3
7TH-ST3-051116	U	280	U	280	U	280	U	1400	U	280
7TH-ST3-051622	U	69.2	U	52.6	J	33.3	U	82	U	24.3
7TH-ST3-052115	U	580	U	580	U	580	U	2900	U	580
7TH-ST3-111110-G	U	150	U	150	U	150	U	750	U	150
96TH-ST1-080923										
AGP-011421-4										
AGP-011421-5										
AGP-011421-6										
AGP-011421-7										
AGP-011421-8										
AGP-042219-1	U	6.3	U	5.5	U	7.6	U	29.3	U	6.7
AGP-051122-1	U	69.2	U	32.9	J	33.3	U	82.1	U	24.3
AGP-051122-3	U	68.8	U	22.4	U	33.1	U	81.6	U	24.2

2-Nitrophenol ug/kg		3,3'-Dichlorobenzidine ug/kg		3-Nitroaniline ug/kg		4,6-Dinitro-2-Methylphenol ug/kg		4-Bromophenyl Phenyl Ether ug/kg		4-Chloro
SYS_SAMPLE_CODE	INTERPRETED_QUALIFIERS	RESULT_TEXT	INTERPRETED_QUALIFIERS	RESULT_TEXT	INTERPRETED_QUALIFIERS	RESULT_TEXT	INTERPRETED_QUALIFIERS	RESULT_TEXT	INTERPRETED_QUALIFIERS	RESULT_TEXT
1ST-ST8-110122										
7TH-ST1-041818	U	150	U	182	U	243	U	29.2	U	139
7TH-ST1-041818-G	U	154	U	186	U	249	U	30	U	143
7TH-ST1-042219	UJ	155	UJ	187	UJ	251	UJ	30.2	UJ	144
7TH-ST1-042219-G	U	92.2	U	111	U	149	U	17.9	U	85.4
7TH-ST1-042717	U	152	U	184	U	246	U	29.5	U	141
7TH-ST1-042717-G	U	154	UJ	186	U	249	U	29.9	U	143
7TH-ST1-050916	U	480	U	480	U	960	U	96	U	480
7TH-ST1-050916G	U	300	U	300	U	600	UJ	60	U	300
7TH-ST1-051622	U	35.4	U	111	U	190	U	85	U	62
7TH-ST1-051622-G	U	35.5	U	111	U	190	U	85.1	U	62.1
7TH-ST1-051815	U	93	R	93	U	180	U	18	U	93
7TH-ST1-051815G	U	98	U	98	U	200	U	20	U	98
7TH-ST1-061423	U	7.1	U	22.2	U	38	U	17	U	12.4
7TH-ST1-061423-G	U	7.1	U	22.2	U	38	U	17	U	12.4
7TH-ST1-101520-G	U	156	U	188	U	252	U	30.3	U	144
7TH-ST2-040523	U	7.1	U	22.2	U	38	U	17	U	12.4
7TH-ST2-041024	U	7	U	21.9	U	37.3	U	16.7	U	12.2
7TH-ST2-041718	U	30	U	36.3	U	48.6	U	5.8	U	27.8
7TH-ST2-041718-G	U	152	U	184	U	247	U	29.6	U	141
7TH-ST2-041719	UJ	31.2	UJ	37.6	UJ	50.4	UJ	6.1	UJ	28.9
7TH-ST2-041719-G	U	29.9	U	36.1	U	48.4	U	5.8	U	27.7
7TH-ST2-042717	U	30.5	U	36.9	U	49.4	U	5.9	U	28.3
7THST2-050914	U	96	U	96	U	190	U	19	U	96
7TH-ST2-051016	U	290	UJ	290	U	580	U	58	U	290
7TH-ST2-051016G	U	94	U	94	U	190	UJ	19	U	94
7TH-ST2-051122	U	7.1	U	22.2	U	38	U	17	U	12.4
7TH-ST2-051122-G	U	7.1	U	22.2	U	37.9	U	17	U	12.4
7TH-ST2-052115	U	98	R	98	U	200	U	20	U	98
7TH-ST3-040523	U	16.3	U	51.2	U	87.4	U	39.1	U	28.6
7TH-ST3-041024										
7TH-ST3-041918	U	155	U	187	U	251	U	30.1	U	143
7TH-ST3-042219	UJ	156	UJ	188	UJ	252	UJ	30.3	UJ	144
7TH-ST3-042717	U	155	U	187	U	250	U	30.1	U	143
7TH-ST3-051116	U	1400	U	1400	U	2800	U	280	U	1400
7TH-ST3-051622	U	35.4	U	111	U	190	U	84.9	U	62
7TH-ST3-052115	U	2900	R	2900	U	5800	U	580	U	2900
7TH-ST3-111110-G	U	750	U	750	U	1500	U	150	U	750
96TH-ST1-080923										
AGP-011421-4										
AGP-011421-5										
AGP-011421-6										
AGP-011421-7										
AGP-011421-8										
AGP-042219-1	U	30.3	U	36.6	U	49	U	5.9	U	28
AGP-051122-1	U	35.4	U	111	U	190	U	85	U	62
AGP-051122-3	U	35.2	U	111	U	189	U	84.5	U	61.7

o-3-Methylphenol ug/kg		4-Chloroaniline ug/kg		4-Chlorophenyl Phenylether ug/kg		4-Methylphenol ug/kg		4-Nitroaniline ug/kg		
SYS_SAMPLE_CODE	INTERPRETED_QUALIFIERS	RESULT_TEXT	INTERPRETED_QUALIFIERS	RESULT_TEXT	INTERPRETED_QUALIFIERS	RESULT_TEXT	INTERPRETED_QUALIFIERS	RESULT_TEXT	INTERPRETED_QUALIFIERS	RESULT_TEXT
1ST-ST8-110122										
7TH-ST1-041818	U	162	U	33.5	U	1010		168	U	214
7TH-ST1-041818-G	U	166	U	34.4	U	318		172	U	219
7TH-ST1-042219	UJ	168	UJ	34.6	UJ	198	J	174	UJ	221
7TH-ST1-042219-G	U	99.5	U	20.6	U	1650		103	U	131
7TH-ST1-042717	U	164	U	33.9	U	481		170	UJ	216
7TH-ST1-042717-G	U	166	U	34.3	U	1920		172	U	219
7TH-ST1-050916	U	480	U	96	U	100		480	U	480
7TH-ST1-050916G	U	300	U	60	UJ	60	U	300	U	300
7TH-ST1-051622	U	41.9	U	95.7	U	142		147	U	163
7TH-ST1-051622-G	U	41.9	U	95.8	U	58.9	J	147	U	163
7TH-ST1-051815	U	93	U	18	U	94		93	U	93
7TH-ST1-051815G	U	98	U	20	U	32		98	U	98
7TH-ST1-061423	U	26.3	U	19.1	U	205	J	29.4	U	32.6
7TH-ST1-061423-G	U	26.3	U	19.1	U	216	J	29.4	U	32.6
7TH-ST1-101520-G	U	168	U	34.7	U	87.3	J	174	U	221
7TH-ST2-040523	U	8.4	U	19.1	U	30.3		29.4	U	32.6
7TH-ST2-041024	U	25.9	U	18.8	U	11.3	J	28.9	U	32.1
7TH-ST2-041718	U	32.4	U	6.7	U	14.1	U	33.6	U	42.7
7TH-ST2-041718-G	U	165	U	34	U	71.8	U	170	U	217
7TH-ST2-041719	UJ	33.7	UJ	7	UJ	572	J	34.9	UJ	44.3
7TH-ST2-041719-G	U	32.3	U	6.7	U	14.1	U	33.5	U	42.6
7TH-ST2-042717	U	33	U	6.8	U	14.4	U	34.1	UJ	43.4
7THST2-050914	U	96	U	19	U	19	U	96	U	96
7TH-ST2-051016	U	290	U	58	U	64		290	U	290
7TH-ST2-051016G	U	94	U	19	UJ	19	U	94	U	94
7TH-ST2-051122	U	8.4	U	19.1	U	54		29.4	U	32.6
7TH-ST2-051122-G	U	8.4	U	19.1	U	7.4	U	29.3	U	32.6
7TH-ST2-052115	U	98	U	20	U	20	U	98	U	98
7TH-ST3-040523	U	19.3	U	44.1	U	103		67.7	U	75.1
7TH-ST3-041024										
7TH-ST3-041918	U	167	U	34.5	U	95	J	173	U	220
7TH-ST3-042219	UJ	168	UJ	34.8	UJ	85.6	J	174	UJ	222
7TH-ST3-042717	U	167	U	34.5	U	136		173	UJ	220
7TH-ST3-051116	U	1400	U	280	U	280	U	1400	U	1400
7TH-ST3-051622	U	41.8	U	95.6	U	135		147	U	163
7TH-ST3-052115	U	2900	U	580	U	580	U	2900	U	2900
7TH-ST3-111110-G	U	750	U	150	U	150	U	750	UJ	750
96TH-ST1-080923										
AGP-011421-4										
AGP-011421-5										
AGP-011421-6										
AGP-011421-7										
AGP-011421-8										
AGP-042219-1	U	32.7	U	6.8	U	14.3	U	33.9	U	43.1
AGP-051122-1	U	41.9	U	95.7	U	36.9	U	147	U	163
AGP-051122-3	U	41.7	U	95.2	U	36.7	U	146	U	162

4-Nitrophenol ug/kg		8-9 Phi Clay %		9-10 Phi Clay %		Acenaphthene ug/kg		Acenaphthylene ug/kg		
SYS_SAMPLE_CODE	INTERPRETED_QUALIFIERS	RESULT_TEXT	INTERPRETED_QUALIFIERS	RESULT_TEXT	INTERPRETED_QUALIFIERS	RESULT_TEXT	INTERPRETED_QUALIFIERS	RESULT_TEXT	INTERPRETED_QUALIFIERS	RESULT_TEXT
1ST-ST8-110122										
7TH-ST1-041818	U					79.8	J	23	U	85.7
7TH-ST1-041818-G	U					25.3	U	23.6	U	29.3
7TH-ST1-042219	UJ					25.5	UJ	23.7	UJ	45.3
7TH-ST1-042219-G	U					15.2	U	14.1	U	20
7TH-ST1-042717	U					25	U	23.2	U	48.2
7TH-ST1-042717-G	U					25.3	U	23.5	U	29.2
7TH-ST1-050916	U					96	U	96	U	58
7TH-ST1-050916G	U					60	U	60	U	60
7TH-ST1-051622	U					26.1	U	31.2	U	46.7
7TH-ST1-051622-G	U					26.1	U	31.2	U	36
7TH-ST1-051815	U					18	U	18	U	5.6
7TH-ST1-051815G	U	1.3		0.7		20	U	20	U	6.9
7TH-ST1-061423	U					19.7	J	6.2	U	7.2
7TH-ST1-061423-G	U					12.3	J	6.2	U	28
7TH-ST1-101520-G	U					25.6	U	23.8	U	32.7
7TH-ST2-040523	U					5.2	U	6.2	U	7.2
7TH-ST2-041024	U					5.1	U	6.1	U	7.1
7TH-ST2-041718	U					7.4	J	4.6	U	5.7
7TH-ST2-041718-G	U					25.1	U	23.3	U	55.1
7TH-ST2-041719	UJ					5.1	UJ	4.8	UJ	6.7
7TH-ST2-041719-G	U					4.9	U	4.6	U	5.7
7TH-ST2-042717	U					5	U	4.7	U	5.8
7THST2-050914	UJ	0.8		0.7		19	U	19	U	19
7TH-ST2-051016	U					58	U	58	U	58
7TH-ST2-051016G	U					19	U	19	U	19
7TH-ST2-051122	U					5.2	U	6.2	U	7.2
7TH-ST2-051122-G	U					5.2	U	6.2	U	7.2
7TH-ST2-052115	U					20	U	20	U	7.8
7TH-ST3-040523	U					12	U	14.4	U	16.5
7TH-ST3-041024										
7TH-ST3-041918	U					25.4	U	23.7	U	77.5
7TH-ST3-042219	UJ					25.6	UJ	23.8	UJ	31.2
7TH-ST3-042717	U					25.4	U	23.6	U	74.1
7TH-ST3-051116	U					280	U	280	U	280
7TH-ST3-051622	U					26.1	U	31.2	U	65.6
7TH-ST3-052115	U					580	U	580	U	580
7TH-ST3-111110-G	U	0.6		0.3		150	U	150	U	150
96TH-ST1-080923										
AGP-011421-4										
AGP-011421-5										
AGP-011421-6										
AGP-011421-7										
AGP-011421-8										
AGP-042219-1	U					5	U	4.6	U	11.6
AGP-051122-1	U					26.1	U	31.2	U	50
AGP-051122-3	U					25.9	U	31	U	35.7

Anthracene ug/kg		Aroclor 1016 ug/kg		Aroclor 1221 ug/kg		Aroclor 1232 ug/kg		Aroclor 1242 ug/kg		
SYS_SAMPLE_CODE	INTERPRETED_QUALIFIERS	RESULT_TEXT	INTERPRETED_QUALIFIERS	RESULT_TEXT	INTERPRETED_QUALIFIERS	RESULT_TEXT	INTERPRETED_QUALIFIERS	RESULT_TEXT	INTERPRETED_QUALIFIERS	RESULT_TEXT
1ST-ST8-110122		118	U	118	U	118	U	118	U	118
7TH-ST1-041818	J	19.9	U	19.9	U	19.9	U	19.9	U	66.5
7TH-ST1-041818-G	U	18.3	U	18.3	U	18.3	U	18.3	U	18.3
7TH-ST1-042219	J	20	U	20	U	20	U	20	U	36.7
7TH-ST1-042219-G	J	19.6	U	19.6	U	19.6	U	19.6	U	19.6
7TH-ST1-042717	J	19.6	U	19.6	U	19.6	U	19.6	U	46.6
7TH-ST1-042717-G	U	18.9	U	18.9	U	18.9	U	18.9	U	18.9
7TH-ST1-050916	J	18	U	18	U	18	U	18	U	55
7TH-ST1-050916G	U	20	U	20	U	20	U	20	U	20
7TH-ST1-051622	J	19.9	UJ	19.9	UJ	19.9	UJ	19.9	UJ	41.5
7TH-ST1-051622-G	U	19.9	U	19.9	U	19.9	U	19.9	U	23.5
7TH-ST1-051815	J	18	U	18	U	18	U	18	U	18
7TH-ST1-051815G	J	20	U	20	U	20	U	20	U	20
7TH-ST1-061423	U	19.9	UJ	19.9	UJ	19.9	UJ	19.9	UJ	25.6
7TH-ST1-061423-G		19.9	U	19.9	U	19.9	U	19.9	U	22.1
7TH-ST1-101520-G	J	19.9	U	19.9	U	19.9	U	19.9	U	28.6
7TH-ST2-040523	U	20	U	20	U	20	U	20	U	20
7TH-ST2-041024	U	19.9	U	19.9	U	19.9	U	19.9	U	19.9
7TH-ST2-041718	U	17.8	U	17.8	U	17.8	U	17.8	U	17.8
7TH-ST2-041718-G	J	19.5	U	19.5	U	19.5	U	19.5	U	19.5
7TH-ST2-041719	J	19.9	U	19.9	U	19.9	U	19.9	U	19.9
7TH-ST2-041719-G	U	19.7	U	19.7	U	19.7	U	19.7	U	19.7
7TH-ST2-042717	U	18.5	U	18.5	U	18.5	U	18.5	U	18.5
7THST2-050914	U	19	U	19	U	19	U	19	U	19
7TH-ST2-051016	U	19	U	19	U	19	U	19	U	19
7TH-ST2-051016G	U	9.3	U	9.3	U	9.3	U	9.3	U	9.3
7TH-ST2-051122	U	20	U	20	U	20	U	20	U	20
7TH-ST2-051122-G	U	19.9	U	19.9	U	19.9	U	19.9	U	19.9
7TH-ST2-052115	J	19	U	19	U	19	U	19	U	19
7TH-ST3-040523	U	30.7	UJ	30.7	UJ	30.7	UJ	30.7	UJ	30.7
7TH-ST3-041024		75.6	U	75.6	U	75.6	U	75.6	U	75.6
7TH-ST3-041918	J	19.9	U	19.9	U	19.9	U	19.9	U	19.9
7TH-ST3-042219	J	20	U	20	U	20	U	20	U	20
7TH-ST3-042717	J	19.8	U	19.8	U	19.8	U	19.8	U	19.8
7TH-ST3-051116	U	19	U	19	U	19	U	19	U	38
7TH-ST3-051622	J	19.9	UJ	19.9	UJ	19.9	UJ	19.9	UJ	29.7
7TH-ST3-052115	U	20	U	20	U	20	U	20	U	30
7TH-ST3-111110-G	U	20	U	20	U	20	U	20	U	20
96TH-ST1-080923		29.8	U	29.8	U	29.8	U	29.8	U	29.8
AGP-011421-4		19.9	U	19.9	U	19.9	U	19.9	U	722
AGP-011421-5		99.5	U	99.5	U	99.5	U	99.5	U	1280
AGP-011421-6		20	U	20	U	20	U	20	U	87.6
AGP-011421-7		20	UJ	20	UJ	20	UJ	20	UJ	98.4
AGP-011421-8		200	U	200	U	200	U	200	U	4750
AGP-042219-1	J	7.9	U	7.9	U	7.9	U	7.9	U	18.8
AGP-051122-1	J	20	UJ	20	UJ	20	UJ	20	UJ	83.3
AGP-051122-3	U	39.5	U	39.5	U	39.5	U	39.5	U	39.5

Aroclor 1248 ug/kg		Aroclor 1254 ug/kg		Aroclor 1260 ug/kg		Arsenic mg/kg		Benzo(A)Anthracene ug/kg		B
SYS_SAMPLE_CODE	INTERPRETED_QUALIFIERS	RESULT_TEXT	INTERPRETED_QUALIFIERS	RESULT_TEXT	INTERPRETED_QUALIFIERS	RESULT_TEXT	INTERPRETED_QUALIFIERS	RESULT_TEXT	INTERPRETED_QUALIFIERS	RESULT_TEXT
1ST-ST8-110122	U	642		378		14.9	J			
7TH-ST1-041818		90.8		63.3		20		217		315
7TH-ST1-041818-G	U	20.9		18.9		7.29	U	25.6	U	32
7TH-ST1-042219		78		217		22.8		163	J	221
7TH-ST1-042219-G	U	28.1		31.8		13.2		60.6		92.5
7TH-ST1-042717		69.2		93.5		22.8		137		31.5
7TH-ST1-042717-G	U	38.6		31.5		9.03		104		133
7TH-ST1-050916	U	89		75		30		180		240
7TH-ST1-050916G	U	47		35		9		54	J	75
7TH-ST1-051622	J	62.3	J	78.6	J	7.32	U	128		201
7TH-ST1-051622-G		42.2		48.3		5.51	U	94.6	J	128
7TH-ST1-051815	U	18	U	18	U	7		12	J	13
7TH-ST1-051815G	U	32	J	32	J	7	U	37		46
7TH-ST1-061423	J	43.1	J	44.3	J	23.6	J	176		274
7TH-ST1-061423-G		36.7		40.5		11.4		113		182
7TH-ST1-101520-G		29.4		79.4		12.7		114		112
7TH-ST2-040523	U	20	U	20	U	6.33	J	6.9	J	9.5
7TH-ST2-041024	U	19.9	U	19.9	U	4.1	J	5.9	U	4.2
7TH-ST2-041718	U	17.8	U	17.8	U	8.67		27.3		23
7TH-ST2-041718-G	U	19.5	U	19.5	U	5.85		155		168
7TH-ST2-041719	U	19.9	U	19.9	U	8.03	U	12.8	J	14
7TH-ST2-041719-G	U	19.7	U	19.7	U	5.97	U	5.7	J	6.2
7TH-ST2-042717	U	18.5	U	18.5	U	17.4		16.4	J	6.3
7THST2-050914	U	19	U	19	U	40	U	19	U	12
7TH-ST2-051016	U	19	U	19	U	30.1		58	U	58
7TH-ST2-051016G	U	9.3	U	9.3	U	10	U	19	U	19
7TH-ST2-051122	U	20	U	20	U	0.675	U	6	U	4.2
7TH-ST2-051122-G	U	19.9	U	19.9	U	0.538	U	5.9	U	4.2
7TH-ST2-052115	U	16	J	19	U	20.1		20		26
7TH-ST3-040523	UJ	53.9	J	30.7	UJ	28.4		122		173
7TH-ST3-041024	U	75.6	U	75.6	U					
7TH-ST3-041918	U	19.9	U	43		23.6		263		289
7TH-ST3-042219	U	20	U	33.2		27.5		145	J	184
7TH-ST3-042717	U	60.9		43.8		27.1		192		127
7TH-ST3-051116	U	96	U	90		30		230	J	300
7TH-ST3-051622	J	42.1	J	24.2	J	8.82	U	189		306
7TH-ST3-052115	U	120	J	97	J	30		470	J	640
7TH-ST3-111110-G	U	20	U	20	U	8	U	270		450
96TH-ST1-080923	U	47.5		32.8		92.6				
AGP-011421-4		224		97.7						
AGP-011421-5		712		323						
AGP-011421-6		230		93.7						
AGP-011421-7	J	78.9	J	93.2	J					
AGP-011421-8		3140		1410						
AGP-042219-1	J	31.6		14.9	J	6.13	U	53.3		73.2
AGP-051122-1	J	120	J	106	J	8.64	J	163		215
AGP-051122-3	U	39.5	U	39.5	U	5.26		29.6	U	39.1

enzo(A)Pyrene ug/kg		Benzo(G,H,I)Perylene ug/kg		Benzofluoranthenes, Total ug/kg		Benzoic Acid ug/kg		Benzyl Alcohol ug/kg		bis(2-Cl
SYS_SAMPLE_CODE	INTERPRETED_QUALIFIERS	RESULT_TEXT	INTERPRETED_QUALIFIERS	RESULT_TEXT	INTERPRETED_QUALIFIERS	RESULT_TEXT	INTERPRETED_QUALIFIERS	RESULT_TEXT	INTERPRETED_QUALIFIERS	RESULT_TEXT
1ST-ST8-110122										
7TH-ST1-041818		281		673		577	J	409		30.5
7TH-ST1-041818-G	U	28.7	U	133	J	292	U	160		31.3
7TH-ST1-042219	J	214	J	526	J	756	J	1310	J	31.5
7TH-ST1-042219-G		125		233		175	U	333		18.7
7TH-ST1-042717	U	28.3	U	420		317	J	529		30.9
7TH-ST1-042717-G		175		335		296	J	205		31.3
7TH-ST1-050916		96	U	600	J	670	J	1200		96
7TH-ST1-050916G		95		170		190	J	100		60
7TH-ST1-051622		133		537		632	J	468		21.5
7TH-ST1-051622-G		102		312		195	U	113		21.6
7TH-ST1-051815	J	20		33	J	180	U	18	R	18
7TH-ST1-051815G		39		120		230		20	R	20
7TH-ST1-061423		107		587		557	J	503		4.3
7TH-ST1-061423-G		76.2		424		129	J	147		4.3
7TH-ST1-101520-G		170		300		295	U	261		31.6
7TH-ST2-040523	J	13.6	UJ	40.7		779		1910		4.3
7TH-ST2-041024	U	13.3	U	20.6	U	1120		1500		4.2
7TH-ST2-041718		5.6	U	42.3		333		367		6.1
7TH-ST2-041718-G		88.7	J	376		862	J	72.8	U	31
7TH-ST2-041719	J	5.8	UJ	31.8	J	423	J	624	J	6.3
7TH-ST2-041719-G	U	5.6	U	9.8	U	56.7	UJ	14.3	U	6.1
7TH-ST2-042717	U	5.7	U	28.4	J	142	J	170		6.2
7THST2-050914	J	12	J	23	J	110	J	380		19
7TH-ST2-051016	U	35	J	44	J	3800		9400		58
7TH-ST2-051016G	U	19	U	38	U	190	UJ	19	U	19
7TH-ST2-051122	U	13.6	U	10	U	339	J	498		4.3
7TH-ST2-051122-G	U	13.6	U	10	U	38.9	U	16.2	U	4.3
7TH-ST2-052115		20	U	77		1400		20	R	20
7TH-ST3-040523		80.8	J	23	U	1150		1220		9.9
7TH-ST3-041024										
7TH-ST3-041918		278		776		677	J	602		31.5
7TH-ST3-042219	J	279	J	465	J	1410	J	1830	J	31.7
7TH-ST3-042717		28.9	U	607		627	J	311		31.4
7TH-ST3-051116		340		660		2800	U	420		280
7TH-ST3-051622		165		937		748	J	521		21.5
7TH-ST3-052115		440	J	1700		3100	J	580	R	580
7TH-ST3-111110-G		380		970		1500	U	150	U	150
96TH-ST1-080923										
AGP-011421-4										
AGP-011421-5										
AGP-011421-6										
AGP-011421-7										
AGP-011421-8										
AGP-042219-1		51.5		145		57.3	U	14.5	U	6.1
AGP-051122-1		247		448		779	J	81.3	U	21.5
AGP-051122-3	J	67.5	U	66.4	J	194	U	80.8	U	21.4

Methoxy methane ug/kg		Bis-(2-chloroethyl) ether ug/kg		Bis(2-ethylhexyl)phthalate ug/kg		Butylbenzylphthalate ug/kg		Carbazole ug/kg		
SYS_SAMPLE_CODE	INTERPRETED_QUALIFIERS	RESULT_TEXT	INTERPRETED_QUALIFIERS	RESULT_TEXT	INTERPRETED_QUALIFIERS	RESULT_TEXT	INTERPRETED_QUALIFIERS	RESULT_TEXT	INTERPRETED_QUALIFIERS	RESULT_TEXT
1ST-ST8-110122										
7TH-ST1-041818	U	32.7	U	5960		38.8	U	54.1	J	493
7TH-ST1-041818-G	U	33.5	U	877		39.8	U	36.4	U	111
7TH-ST1-042219	UJ	33.7	UJ	7000	J	249	J	46.9	J	454
7TH-ST1-042219-G	U	20	U	2900		108		21.8	U	185
7TH-ST1-042717	U	33	U	5860		39.2	U	35.9	U	404
7TH-ST1-042717-G	U	33.4	UJ	3960		113		36.3	UJ	277
7TH-ST1-050916	U	96	U	5700		280		62	J	470
7TH-ST1-050916G	U	60	U	1000		60	U	60	U	120
7TH-ST1-051622	U	96.4	U	5690		130		38.2	J	351
7TH-ST1-051622-G	U	96.5	U	2220		154		21.5	U	214
7TH-ST1-051815	U	18	U	200		18	J	18	U	23
7TH-ST1-051815G	U	20	U	800		43		20	U	93
7TH-ST1-061423	U	19.3	U	5400		9.4	U	4.3	U	387
7TH-ST1-061423-G	U	19.3	U	1910		76.3		21		235
7TH-ST1-101520-G	U	33.8	U	2840		102		36.8	U	248
7TH-ST2-040523	U	19.3	U	5.5	U	9.4	U	4.3	U	17
7TH-ST2-041024	U	18.9	U	13.8	U	9.2	U	4.2	U	6
7TH-ST2-041718	U	6.5	U	106		98.1		7.1	U	34.6
7TH-ST2-041718-G	U	33.1	U	804		39.3	U	54.4	J	224
7TH-ST2-041719	UJ	6.8	UJ	574	J	8	UJ	8.2	J	25.5
7TH-ST2-041719-G	U	6.5	U	27.6	U	7.7	U	7.1	U	11.2
7TH-ST2-042717	U	6.6	U	97.6		7.9	U	7.2	U	51
7THST2-050914	U	19	U	76		19	U	19	U	15
7TH-ST2-051016	U	58	U	210		58	U	29	J	38
7TH-ST2-051016G	U	19	U	47	U	19	U	19	U	19
7TH-ST2-051122	U	19.3	U	38.4	U	9.4	U	4.3	U	6.1
7TH-ST2-051122-G	U	19.2	U	9.7	J	9.4	U	4.3	U	6
7TH-ST2-052115	U	20	U	280		24		12	J	46
7TH-ST3-040523	U	44.4	U	12.6	U	105		9.9	U	284
7TH-ST3-041024										
7TH-ST3-041918	U	3280		6550		39.9	U	110		522
7TH-ST3-042219	UJ	33.9	UJ	5350	J	217	J	60.8	J	359
7TH-ST3-042717	U	33.6	U	7670		488		36.5	U	479
7TH-ST3-051116	U	280	U	7300		280	U	280	U	520
7TH-ST3-051622	U	96.3	U	6680		186		51.2	J	425
7TH-ST3-052115	U	580	U	6700		320	J	580	U	990
7TH-ST3-111110-G	U	150	U	1700		390		150	U	490
96TH-ST1-080923										
AGP-011421-4										
AGP-011421-5										
AGP-011421-6										
AGP-011421-7										
AGP-011421-8										
AGP-042219-1	U	6.6	U	390		114		7.1	U	94.8
AGP-051122-1	U	96.4	U	9320		192		36.1	J	329
AGP-051122-3	U	95.9	U	361		46.8	U	21.3	U	74.6

Chrysene ug/kg		Coarse Sand %		Coarse Silt %		Copper mg/kg		cPAH ug/kg		Diben
SYS_SAMPLE_CODE	INTERPRETED_QUALIFIERS	RESULT_TEXT	INTERPRETED_QUALIFIERS	RESULT_TEXT	INTERPRETED_QUALIFIERS	RESULT_TEXT	INTERPRETED_QUALIFIERS	RESULT_TEXT	INTERPRETED_QUALIFIERS	RESULT_TEXT
1ST-ST8-110122		3.5				183				
7TH-ST1-041818						156		450.39		29.7
7TH-ST1-041818-G		3.4				38.8		93.45	J	30.4
7TH-ST1-042219	J					155		327.22	J	30.6
7TH-ST1-042219-G		2.5				77.3		140.51	J	18.2
7TH-ST1-042717						137		132.79		30
7TH-ST1-042717-G		2.2				71.3		209.01	J	30.4
7TH-ST1-050916						142		354.9	J	96
7TH-ST1-050916G		1.4				51.1		116	J	60
7TH-ST1-051622						137		300.67	J	86.1
7TH-ST1-051622-G		14.1				93.6		195.8	J	86.2
7TH-ST1-051815						19.7		21.89	J	7.4
7TH-ST1-051815G		2.7		0.1		33.6		70.33		20
7TH-ST1-061423		4.3				127		372.58		27.7
7TH-ST1-061423-G		14.1				74		250.05	J	17.4
7TH-ST1-101520-G						756		177.54	J	31.8
7TH-ST2-040523	J	19.2				14.8		19.43	J	17.2
7TH-ST2-041024	U	20.9				11.1		17.743	U	16.9
7TH-ST2-041718						13.4		35.106		5.9
7TH-ST2-041718-G		15.2				17.4		250.44	J	30.1
7TH-ST2-041719	J					10.2		23.545	J	6.2
7TH-ST2-041719-G	J	48.4				9.18				5.9
7TH-ST2-042717						15.8		19.69	J	6
7THST2-050914	J	9.4		6.6		38		20.15	J	19
7TH-ST2-051016	J					26		51.18	J	58
7TH-ST2-051016G	U	55.5				11.1		17.195	U	19
7TH-ST2-051122	U	39				11		18.1	U	17.2
7TH-ST2-051122-G	U	50.6				8.72		18.095	U	17.2
7TH-ST2-052115		15.1				21		41.96	J	20
7TH-ST3-040523		2.8				116		204.14		39.6
7TH-ST3-041024										
7TH-ST3-041918						97.3		429.96		30.6
7TH-ST3-042219	J					102		285.89	J	57.5
7TH-ST3-042717						132		236.465		30.5
7TH-ST3-051116	J					136		467.2	J	280
7TH-ST3-051622						122		453.63		86
7TH-ST3-052115						137		1035.9	J	580
7TH-ST3-111110-G		18.8		3.8		37.5		126.55		150
96TH-ST1-080923						165				
AGP-011421-4										
AGP-011421-5										
AGP-011421-6										
AGP-011421-7										
AGP-011421-8										
AGP-042219-1		10.6				37.2		101.338		6
AGP-051122-1		4.4				213		313.29		86.1
AGP-051122-3	J	15.4				48.4		76.306	J	85.6

zo(A,H)Anthracene ug/kg		Dibenzofuran ug/kg		Diesel Range Hydrocarbons mg/kg		Diethylphthalate ug/kg		Dimethylphthalate ug/kg		Di-
SYS_SAMPLE_CODE	INTERPRETED_QUALIFIERS	RESULT_TEXT	INTERPRETED_QUALIFIERS	RESULT_TEXT	INTERPRETED_QUALIFIERS	RESULT_TEXT	INTERPRETED_QUALIFIERS	RESULT_TEXT	INTERPRETED_QUALIFIERS	RESULT_TEXT
1ST-ST8-110122										
7TH-ST1-041818	U	22.2	U			85.3	U	49.4	J	161
7TH-ST1-041818-G	U	22.8	U			87.4	U	31.8	U	49.6
7TH-ST1-042219	UJ	28.1	J			88	UJ	32	UJ	305
7TH-ST1-042219-G	U	13.6	U			54.1	J	19	U	48
7TH-ST1-042717	U	22.4	U			86.2	U	51.2	J	149
7TH-ST1-042717-G	U	22.7	U			87.3	U	31.8	U	67.3
7TH-ST1-050916	U	29	J	720		96	U	96	U	140
7TH-ST1-050916G	U	60	U	180		60	U	60	U	60
7TH-ST1-051622	U	70.6	U			98.5	U	41.5	J	89.6
7TH-ST1-051622-G	U	70.6	U			98.6	U	35.2	J	129
7TH-ST1-051815	J	18	U	91		18	U	18	U	18
7TH-ST1-051815G	U	20	U	170		20	U	9.8	J	11
7TH-ST1-061423		18	J			19.7	U	34.2		5.6
7TH-ST1-061423-G	J	14.1	U			30.8	J	34.5		38.2
7TH-ST1-101520-G	J	23	U			88.3	U	34.4	J	83.1
7TH-ST2-040523	U	14.1	U			19.7	U	4.4	U	5.6
7TH-ST2-041024	U	13.9	U	11.3		19.4	U	4.3	U	5.5
7TH-ST2-041718	U	7.4	J			17	U	6.2	U	5.1
7TH-ST2-041718-G	U	22.5	U			86.4	U	31.5	U	72.1
7TH-ST2-041719	UJ	4.6	UJ			19.1	J	6.4	UJ	24.2
7TH-ST2-041719-G	U	4.4	U			17	U	6.2	U	5.1
7TH-ST2-042717	U	4.5	U			17.3	U	6.3	U	5.2
7THST2-050914	U	19	U	64		22		19	U	25
7TH-ST2-051016	U	58	U	23		58	U	58	U	58
7TH-ST2-051016G	U	19	U	6	U	19	U	19	U	19
7TH-ST2-051122	U	14.1	U			19.7	U	4.4	U	5.6
7TH-ST2-051122-G	U	14.1	U			19.7	U	4.4	U	5.6
7TH-ST2-052115	U	20	U	85		20	U	20	U	20
7TH-ST3-040523	U	32.5	U			45.3	U	36.8	J	41.9
7TH-ST3-041024										
7TH-ST3-041918	U	22.9	U			87.8	U	31.9	U	111
7TH-ST3-042219	J	23	UJ			88.4	UJ	32.2	UJ	376
7TH-ST3-042717	U	22.9	U			87.7	U	31.9	U	132
7TH-ST3-051116	U	280	U			280	U	280	U	280
7TH-ST3-051622	U	70.5	U			98.4	U	44.5	J	48.5
7TH-ST3-052115	U	580	U	860		580	U	580	U	580
7TH-ST3-111110-G	U	150	U	79	U	150	U	150	U	110
96TH-ST1-080923										
AGP-011421-4										
AGP-011421-5										
AGP-011421-6										
AGP-011421-7										
AGP-011421-8										
AGP-042219-1	U	4.5	U			17.2	U	6.2	U	50.4
AGP-051122-1	U	70.6	U			98.5	U	41.1	J	105
AGP-051122-3	U	70.2	U			98	U	21.8	U	27.9

N-Butylphthalate ug/kg		Di-N-Octylphthalate ug/kg		Fine Sand %		Fine Silt %		Fluoranthene ug/kg	
SYS_SAMPLE_CODE	INTERPRETED_QUALIFIERS	RESULT_TEXT	INTERPRETED_QUALIFIERS	RESULT_TEXT	INTERPRETED_QUALIFIERS	RESULT_TEXT	INTERPRETED_QUALIFIERS	RESULT_TEXT	INTERPRETED_QUALIFIERS
1ST-ST8-110122				7.4					
7TH-ST1-041818		368						723	23.8
7TH-ST1-041818-G	J	43.1	U	33.1				136	24.4
7TH-ST1-042219	J	259	J					544	24.6
7TH-ST1-042219-G	J	170		16.9				214	14.6
7TH-ST1-042717		42.4	U					306	24.1
7TH-ST1-042717-G	J	106		20.5				268	25.2
7TH-ST1-050916		96	U					440	96
7TH-ST1-050916G	U	60	U	21.9				150	60
7TH-ST1-051622	J	2330						508	72.8
7TH-ST1-051622-G		104		9.8				279	72.9
7TH-ST1-051815	U	15	J					22	18
7TH-ST1-051815G	J	20	U	19		2.9		95	20
7TH-ST1-061423	U	4.4	U	8.2				343	31.7
7TH-ST1-061423-G		4.4	U	8.8				192	16.4
7TH-ST1-101520-G	J	166						276	24.7
7TH-ST2-040523	U	4.4	U	13.8				12.9	J
7TH-ST2-041024	U	4.3	U	11.3				6	U
7TH-ST2-041718	U	8.4	U					70.7	4.8
7TH-ST2-041718-G	J	42.6	U	2.5				477	32.7
7TH-ST2-041719	J	8.7	UJ					36.6	J
7TH-ST2-041719-G	U	8.4	U	7.8				4.3	U
7TH-ST2-042717	U	8.5	U					18.6	J
7THST2-050914		19	U	23.8		1.3		22	19
7TH-ST2-051016	U	110						46	J
7TH-ST2-051016G	U	19	U	2.7				19	U
7TH-ST2-051122	U	4.4	U	8.7				6.1	U
7TH-ST2-051122-G	U	4.4	U	2.9				6.1	U
7TH-ST2-052115	U	20	U	10				71	20
7TH-ST3-040523	J	10.1	U	4.6				345	33.5
7TH-ST3-041024									
7TH-ST3-041918		279						758	24.6
7TH-ST3-042219	J	95.2	J					397	J
7TH-ST3-042717		43.2	U					494	24.5
7TH-ST3-051116	U	250	J					580	J
7TH-ST3-051622	J	148						597	72.8
7TH-ST3-052115	U	580	U					1300	580
7TH-ST3-111110-G	J	150	U	11.5		1.6		760	150
96TH-ST1-080923									
AGP-011421-4									
AGP-011421-5									
AGP-011421-6									
AGP-011421-7									
AGP-011421-8									
AGP-042219-1		8.5	U	8.1				147	4.8
AGP-051122-1		10300		22.8				421	72.8
AGP-051122-3	U	21.8	U	4.5				50.4	J

Fluorene ug/kg		Gravel %		Hexachlorobenzene ug/kg		Hexachlorobutadiene ug/kg		Hexachlorocyclopentadiene ug/kg		He
SYS_SAMPLE_CODE	INTERPRETED_QUALIFIERS	RESULT_TEXT	INTERPRETED_QUALIFIERS	RESULT_TEXT	INTERPRETED_QUALIFIERS	RESULT_TEXT	INTERPRETED_QUALIFIERS	RESULT_TEXT	INTERPRETED_QUALIFIERS	RESULT_TEXT
1ST-ST8-110122										
7TH-ST1-041818	U			22.8	U	24.1	U	199	U	27.2
7TH-ST1-041818-G	U			23.4	U	24.7	U	204	U	27.9
7TH-ST1-042219	UJ			23.6	UJ	24.9	UJ	205	UJ	28.1
7TH-ST1-042219-G	U			14	U	14.8	U	122	U	16.7
7TH-ST1-042717	U			23.1	U	24.4	U	201	U	27.5
7TH-ST1-042717-G	J			23.4	U	24.7	U	204	U	27.9
7TH-ST1-050916	U			96	U	96	U	480	U	96
7TH-ST1-050916G	U	0.5		60	U	60	U	300	U	60
7TH-ST1-051622	U			67.4	U	24	U	122	U	17.2
7TH-ST1-051622-G	U			67.4	U	24.1	U	122	U	17.3
7TH-ST1-051815	U			18	U	18	U	93	U	18
7TH-ST1-051815G	U	0.4		20	U	20	U	98	U	20
7TH-ST1-061423				13.5	U	4.8	U	24.4	U	6.9
7TH-ST1-061423-G	J			13.5	U	4.8	U	24.4	U	6.9
7TH-ST1-101520-G	U			23.6	U	25	U	206	U	28.2
7TH-ST2-040523	U			13.5	U	4.8	U	24.4	U	3.4
7TH-ST2-041024	U			13.2	U	4.7	U	24	U	6.8
7TH-ST2-041718	U			4.6	U	4.8	U	39.7	U	5.4
7TH-ST2-041718-G	J			23.1	U	24.5	U	202	U	27.6
7TH-ST2-041719	UJ			4.7	UJ	5	UJ	41.2	UJ	5.6
7TH-ST2-041719-G	U			4.5	U	4.8	U	39.6	U	5.4
7TH-ST2-042717	U			4.6	U	4.9	U	40.4	U	5.5
7THST2-050914	U	2.7		19	U	19	U	96	UJ	19
7TH-ST2-051016	U			58	U	58	U	290	U	58
7TH-ST2-051016G	U	0.6		19	U	19	U	94	U	19
7TH-ST2-051122	U			13.5	U	4.8	U	24.4	U	3.4
7TH-ST2-051122-G	U			13.4	U	4.8	U	24.4	U	3.4
7TH-ST2-052115	U	0.9		20	U	20	U	98	U	20
7TH-ST3-040523	U			31	U	11.1	U	56.3	U	7.9
7TH-ST3-041024										
7TH-ST3-041918	U			23.5	U	24.9	U	205	U	28
7TH-ST3-042219	UJ			23.7	UJ	25	UJ	206	UJ	28.2
7TH-ST3-042717	U			23.5	U	24.8	U	205	U	28
7TH-ST3-051116	U			280	U	280	U	1400	U	280
7TH-ST3-051622	U			67.3	U	24	U	122	U	17.2
7TH-ST3-052115	U			580	U	580	U	2900	U	580
7TH-ST3-111110-G	U	19.6		150	U	150	U	750	U	150
96TH-ST1-080923										
AGP-011421-4										
AGP-011421-5										
AGP-011421-6										
AGP-011421-7										
AGP-011421-8										
AGP-042219-1	U			4.6	U	4.9	U	40.1	U	5.5
AGP-051122-1	U			67.4	U	24	U	122	U	17.2
AGP-051122-3	U			67	U	23.9	U	122	U	17.1

Dichloroethane ug/kg		HPAH ug/kg		Indeno(1,2,3-Cd)Pyrene ug/kg		Isophorone ug/kg		Lead mg/kg	
SYS_SAMPLE_CODE	INTERPRETED_QUALIFIERS	RESULT_TEXT	INTERPRETED_QUALIFIERS	RESULT_TEXT	INTERPRETED_QUALIFIERS	RESULT_TEXT	INTERPRETED_QUALIFIERS	RESULT_TEXT	INTERPRETED_QUALIFIERS
1ST-ST8-110122								194	
7TH-ST1-041818	U	3625.15		222		37.3	U	97.3	670.5
7TH-ST1-041818-G	U	523	J	29.6	U	38.3	U	16.2	47.5
7TH-ST1-042219	UJ	2944	J	129	J	38.5	UJ	86	342.5
7TH-ST1-042219-G	U	1215.9	J	49.8	J	22.9	U	47.7	152.4
7TH-ST1-042717	U	1665		29.2	U	37.7	U	80.8	245.2
7TH-ST1-042717-G	UJ	1696.2	J	96.2	J	38.2	U	40.1	175.2
7TH-ST1-050916	U	2540	J	130		96	U	68	346
7TH-ST1-050916G	U	908	J	54	J	60	U	25	66
7TH-ST1-051622	U	2454.6	J	96.6	J	19.6	U	67.6	302.5
7TH-ST1-051622-G	U	1401.6	J	73.3	U	19.7	U	53.5	112
7TH-ST1-051815	U	167.4	J	12	J	18	U	6	27.1
7TH-ST1-051815G	U	577		37		20	U	14	61.7
7TH-ST1-061423	U	2367		73.3		9.5	U	59.5	379.9
7TH-ST1-061423-G	U	1497	J	50.4		9.5	U	44.2	232.7
7TH-ST1-101520-G	U	1665.2	J	89.4	J	38.7	U	62.1	192.2
7TH-ST2-040523	U	102.1	J	14.6	U	3.9	U	6.46	19.1
7TH-ST2-041024	U	16.7	J	14.4	U	9.4	U	5.13	14.2
7TH-ST2-041718	U	288.7		5.8	U	7.5	U	10.3	90.4
7TH-ST2-041718-G	U	1965.3	J	75.6	J	37.8	U	4.67	387.8
7TH-ST2-041719	UJ	164.4	J	8.3	J	7.7	UJ	7.52	48.6
7TH-ST2-041719-G	U			5.7	U	7.4	U	4.25	
7TH-ST2-042717	U	146	J	5.9	U	7.6	U	12.9	22.4
7THST2-050914	U	108	J	19	U	19	U	20	14
7TH-ST2-051016	U	221	J	58	U	58	U	30	32
7TH-ST2-051016G	U	38	U	19	U	19	U	6	19
7TH-ST2-051122	U	7	J	14.6	U	3.9	U	15	6.5
7TH-ST2-051122-G	U	39.9	U	14.6	U	3.9	U	3.37	20
7TH-ST2-052115	U	321	J	18	J	20	U	20	65.6
7TH-ST3-040523	U	1430.8	J	33.7	U	9	U	69.5	214.5
7TH-ST3-041024									
7TH-ST3-041918	U	3832.6		120		38.4	U	69	687.4
7TH-ST3-042219	UJ	2524.5	J	143	J	38.7	UJ	83.4	312.9
7TH-ST3-042717	U	2491		29.7	U	38.4	U	97.2	440.1
7TH-ST3-051116	U	3480	J	170	J	280	U	88	270
7TH-ST3-051622	U	3301		108		19.6	U	83.7	435.9
7TH-ST3-052115	U	7270	J	530	J	580	U	103	500
7TH-ST3-111110-G	U	1056	J	240		150	U	35	140
96TH-ST1-080923								82.4	
AGP-011421-4									
AGP-011421-5									
AGP-011421-6									
AGP-011421-7									
AGP-011421-8									
AGP-042219-1	U	732.6		34.8		7.5	U	41.4	77.2
AGP-051122-1	U	2423		139		19.6	U	173	352.4
AGP-051122-3	U	300.7	J	72.8	U	19.5	U	13.3	45.6

LPAH ug/kg		Medium Sand %		Medium Silt %		Mercury mg/kg		Motor Oil Range mg/kg	
SYS_SAMPLE_CODE	INTERPRETED_QUALIFIERS	RESULT_TEXT	INTERPRETED_QUALIFIERS	RESULT_TEXT	INTERPRETED_QUALIFIERS	RESULT_TEXT	INTERPRETED_QUALIFIERS	RESULT_TEXT	INTERPRETED_QUALIFIERS
1ST-ST8-110122		15.6							
7TH-ST1-041818						0.178			48.7
7TH-ST1-041818-G	J	22.1				0.0526			25.9
7TH-ST1-042219	J					0.149			67.2
7TH-ST1-042219-G	J	2.6				0.178			32.4
7TH-ST1-042717	J					0.1481			25.6
7TH-ST1-042717-G	J	17.5				0.1079			25.9
7TH-ST1-050916	J					0.18		3200	58
7TH-ST1-050916G		22.3				0.07		590	60
7TH-ST1-051622	J					0.185			42.8
7TH-ST1-051622-G		26.3				0.121			21.2
7TH-ST1-051815	J					0.03	U	250	6.5
7TH-ST1-051815G	J	48.2		4.1		0.04		620	8.8
7TH-ST1-061423	J	10				0.134			44.5
7TH-ST1-061423-G	J	28.1				0.0619			45
7TH-ST1-101520-G	J					0.0883			31.5
7TH-ST2-040523	J	41				0.019	J		8.4
7TH-ST2-041024	J	53.2				0.0234	J	60.4	4.5
7TH-ST2-041718	J					0.0371	U		7.6
7TH-ST2-041718-G	J	11.8				0.0224	U		25.6
7TH-ST2-041719	J					0.0114	J		17.1
7TH-ST2-041719-G		28.8				0.00558	U		5
7TH-ST2-042717	J					0.0496			7.1
7THST2-050914	J	42.8		1.6		0.05		200	19
7TH-ST2-051016	J					0.13		170	58
7TH-ST2-051016G	U	27.5				0.03	U	16	19
7TH-ST2-051122	J	38.4				0.00714	U		6.5
7TH-ST2-051122-G	U	25.6				0.00479	U		4.2
7TH-ST2-052115	J	48.3				0.06		340	8.8
7TH-ST3-040523		4.6				0.163			54.5
7TH-ST3-041024									
7TH-ST3-041918						0.165			68.1
7TH-ST3-042219	J					0.173			84.7
7TH-ST3-042717	J					0.2269			64
7TH-ST3-051116	J					0.2			280
7TH-ST3-051622	J					0.247			64.3
7TH-ST3-052115	J					0.26		3600	580
7TH-ST3-111110-G		19.6		1.9		0.03	U	600	150
96TH-ST1-080923						0.166			
AGP-011421-4									
AGP-011421-5									
AGP-011421-6									
AGP-011421-7									
AGP-011421-8									
AGP-042219-1	J	25.6				0.255	J		5.1
AGP-051122-1	J	7.9				0.122			53.4
AGP-051122-3	J	14.3				0.00596	U		21.1

Naphthalene ug/kg		Nitrobenzene ug/kg		N-Nitroso-Di-N-Propylamine ug/kg		N-Nitrosodiphenylamine ug/kg		Pentachlorophenol ug/kg		
SYS_SAMPLE_CODE	INTERPRETED_QUALIFIERS	RESULT_TEXT	INTERPRETED_QUALIFIERS	RESULT_TEXT	INTERPRETED_QUALIFIERS	RESULT_TEXT	INTERPRETED_QUALIFIERS	RESULT_TEXT	INTERPRETED_QUALIFIERS	RESULT_TEXT
1ST-ST8-110122										
7TH-ST1-041818	J	38.3	U	52	U	46.1	U	151	U	360
7TH-ST1-041818-G	U	39.3	U	53.3	U	47.3	U	155	U	47.5
7TH-ST1-042219	J	39.5	UJ	53.7	UJ	47.6	UJ	156	UJ	230
7TH-ST1-042219-G	J	23.5	U	31.9	U	28.3	U	92.5	U	100
7TH-ST1-042717	U	38.7	U	52.6	UJ	46.6	U	152	U	197
7TH-ST1-042717-G	U	39.2	U	53.3	UJ	47.2	U	154	U	150
7TH-ST1-050916	J	96	U	96	U	96	U	480	U	230
7TH-ST1-050916G	U	60	U	60	U	60	U	300	U	66
7TH-ST1-051622	J	36.2	U	37.2	U	59.5	J	156	U	213
7TH-ST1-051622-G	U	36.2	U	37.3	U	26.6	UJ	156	U	112
7TH-ST1-051815	J	18	U	18	U	18	U	93	U	15
7TH-ST1-051815G	J	20	U	20	U	20	U	98	U	46
7TH-ST1-061423		7.2	U	7.4	U	5.3	UJ	31.2	U	284
7TH-ST1-061423-G		7.2	U	7.4	U	11.5	J	31.2	U	131
7TH-ST1-101520-G	J	39.7	U	53.9	U	47.7	U	156	U	128
7TH-ST2-040523	J	7.2	U	8.5	J	5.3	UJ	31.2	U	10.7
7TH-ST2-041024	J	7.1	U	7.3	U	5.2	U	30.7	U	9.7
7TH-ST2-041718	J	7.6	U	10.4	U	9.2	U	30.1	U	46.6
7TH-ST2-041718-G	U	38.8	U	52.7	U	46.7	U	153	U	300
7TH-ST2-041719	J	7.9	UJ	10.8	UJ	9.6	UJ	31.3	UJ	24.8
7TH-ST2-041719-G	U	7.6	U	10.4	U	9.2	U	30	U	4.5
7TH-ST2-042717	J	7.8	U	10.6	UJ	9.4	U	30.6	U	15.3
7THST2-050914	U	19	U	19	U	19	U	96	UJ	14
7TH-ST2-051016	U	58	U	58	U	58	U	290	U	32
7TH-ST2-051016G	U	19	U	19	U	19	U	94	U	19
7TH-ST2-051122	J	7.2	U	7.4	U	5.3	U	31.2	U	8.7
7TH-ST2-051122-G	U	7.2	U	7.4	U	5.3	U	31.2	U	8.7
7TH-ST2-052115	J	20	U	20	U	20	U	98	U	49
7TH-ST3-040523		16.7	U	17.1	U	12.2	UJ	71.9	U	160
7TH-ST3-041024										
7TH-ST3-041918	J	39.4	U	53.6	U	47.5	U	155	U	393
7TH-ST3-042219	J	39.7	UJ	54	UJ	47.8	UJ	156	UJ	197
7TH-ST3-042717	J	39.4	U	53.5	UJ	47.4	U	155	U	302
7TH-ST3-051116	U	280	U	280	U	280	U	1400	UJ	270
7TH-ST3-051622	J	36.2	U	37.2	U	26.6	UJ	156	U	306
7TH-ST3-052115	U	580	U	580	U	580	U	2900	U	500
7TH-ST3-111110-G	U	150	U	150	U	150	U	750	U	310
96TH-ST1-080923										
AGP-011421-4										
AGP-011421-5										
AGP-011421-6										
AGP-011421-7										
AGP-011421-8										
AGP-042219-1	U	7.7	U	10.5	U	9.3	U	30.4	U	65.6
AGP-051122-1	J	36.2	U	37.2	U	39.2	J	156	U	249
AGP-051122-3	U	36	U	37	U	26.4	U	155	U	45.6

Phenanthrene ug/kg		Phenol ug/kg		Polychlorinated Biphenyls ug/kg		Pyrene ug/kg		TEQ ng/kg		
SYS_SAMPLE_CODE	INTERPRETED_QUALIFIERS	RESULT_TEXT	INTERPRETED_QUALIFIERS	RESULT_TEXT	INTERPRETED_QUALIFIERS	RESULT_TEXT	INTERPRETED_QUALIFIERS	RESULT_TEXT	INTERPRETED_QUALIFIERS	RESULT_TEXT
1ST-ST8-110122				1020						
7TH-ST1-041818		202		260.4		653				
7TH-ST1-041818-G	J	40.6	U	39.8		143				
7TH-ST1-042219	J	305	J	331.7		693	J			
7TH-ST1-042219-G		348		59.9		256				
7TH-ST1-042717		116		209.3		398				
7TH-ST1-042717-G		242		70.1		308				
7TH-ST1-050916		230		164		480				
7TH-ST1-050916G		63		82		190				
7TH-ST1-051622		95.2	J	182.4	J	500				
7TH-ST1-051622-G		41.6	J	114		272				
7TH-ST1-051815	J	230		18	U	25				
7TH-ST1-051815G		42	J	64	J	110				
7TH-ST1-061423		84.4	J	113	J	392				
7TH-ST1-061423-G		4.4		99.3		207				
7TH-ST1-101520-G		92.2	J	137.4		324				
7TH-ST2-040523	J	4.4	U	20	U	15.1	J			
7TH-ST2-041024	J	4.3	U	19.9	U	16.7	J			
7TH-ST2-041718		45		17.8	U	62				
7TH-ST2-041718-G		40.2	U	19.5	U	401				
7TH-ST2-041719	J	108	J	19.9	U	35.4	J			
7TH-ST2-041719-G	U	7.9	U			5.3	J			
7TH-ST2-042717	J	19.4	J	18.5	U	31.6				
7THST2-050914	J	19	U	19	U	24				12.8
7TH-ST2-051016	J	1400	J	19	U	58				
7TH-ST2-051016G	U	19	U	9.3	U	19	U			
7TH-ST2-051122	U	28.8		20	U	7	J			
7TH-ST2-051122-G	U	4.4	U	19.9	U	5.7	U			
7TH-ST2-052115		64		16	J	63				
7TH-ST3-040523		173		53.9	J	426				
7TH-ST3-041024				75.6	U					
7TH-ST3-041918		351		102.7		777				
7TH-ST3-042219	J	290	J	33.2		495	J			
7TH-ST3-042717		270		104.7		592				
7TH-ST3-051116	J	310		90		680				
7TH-ST3-051622		107		96	J	574				
7TH-ST3-052115	J	440	J	217	J	1200				
7TH-ST3-111110-G		150	U	20	U	600				9.8
96TH-ST1-080923				80.3						
AGP-011421-4				1043.7						
AGP-011421-5				2315						
AGP-011421-6				411.3						
AGP-011421-7				270.5	J					
AGP-011421-8				9300						
AGP-042219-1		20.5		65.3	J	133				
AGP-051122-1		322		309.3	J	461				
AGP-051122-3	J	21.8	U	39.5	U	70.2	J			

Total Fines %		Total Organic Carbon %		Very Coarse Sand %		Very Fine Sand %		Very Fine Silt %		
SYS_SAMPLE_CODE	INTERPRETED_QUALIFIERS	RESULT_TEXT	INTERPRETED_QUALIFIERS	RESULT_TEXT	INTERPRETED_QUALIFIERS	RESULT_TEXT	INTERPRETED_QUALIFIERS	RESULT_TEXT	INTERPRETED_QUALIFIERS	RESULT_TEXT
1ST-ST8-110122				1.3		6.3				1190
7TH-ST1-041818		4.83	J							613
7TH-ST1-041818-G		0.94		0.9		19.8				133
7TH-ST1-042219		8.92								642
7TH-ST1-042219-G		3.04		1.5		35.5				345
7TH-ST1-042717		8.25								593
7TH-ST1-042717-G		3.03	J	1.1		22.8				281
7TH-ST1-050916		8.25								496
7TH-ST1-050916G		1.43		0.7		16.9				176
7TH-ST1-051622		9.88								700
7TH-ST1-051622-G		4.82		7.3		4.6				404
7TH-ST1-051815		1.44								54
7TH-ST1-051815G		0.896		0.6		9.4		1.8		99
7TH-ST1-061423		9.46		1.7		8.7				848
7TH-ST1-061423-G		4.76		8.3		4.7				363
7TH-ST1-101520-G		4.7								359
7TH-ST2-040523		2.98	J	6		9.2				92.9
7TH-ST2-041024		1.5		2.7		4.4				72.9
7TH-ST2-041718		3.45	J							85.7
7TH-ST2-041718-G		0.23		9.3		0.6				52.3
7TH-ST2-041719		3.3								69.8
7TH-ST2-041719-G		0.07		9.2		0.5				52.1
7TH-ST2-042717		0.55								156
7THST2-050914		12.3	J	1.6		7		1.4		183
7TH-ST2-051016		5.43								250
7TH-ST2-051016G		0.173		2.9		0.1				72
7TH-ST2-051122		0.82		5.3		2				74.4
7TH-ST2-051122-G		0.06		16.4		0.2				63.5
7TH-ST2-052115		6.04		3.3		6.5				170
7TH-ST3-040523				0.1	U	11.1				625
7TH-ST3-041024										
7TH-ST3-041918		9.22	J							555
7TH-ST3-042219		14.1								639
7TH-ST3-042717		8.66								732
7TH-ST3-051116		10.5								628
7TH-ST3-051622		14.5								714
7TH-ST3-052115		10.2								659
7TH-ST3-111110-G		6.68		16.3		4.4		1		160
96TH-ST1-080923		9.58								899
AGP-011421-4		3.53								
AGP-011421-5		0.9								
AGP-011421-6		13.7								
AGP-011421-7		9.74								
AGP-011421-8		4.45								
AGP-042219-1		0.54		12.1		0.2				146
AGP-051122-1		8.3		3.5		3.5				1310
AGP-051122-3		1.39		13		3.6				143

Zinc mg/kg	
SYS_SAMPLE_CODE	INTERPRETED_QUALIFIERS
1ST-ST8-110122	
7TH-ST1-041818	
7TH-ST1-041818-G	
7TH-ST1-042219	
7TH-ST1-042219-G	
7TH-ST1-042717	
7TH-ST1-042717-G	
7TH-ST1-050916	
7TH-ST1-050916G	
7TH-ST1-051622	
7TH-ST1-051622-G	
7TH-ST1-051815	
7TH-ST1-051815G	
7TH-ST1-061423	
7TH-ST1-061423-G	
7TH-ST1-101520-G	J
7TH-ST2-040523	
7TH-ST2-041024	
7TH-ST2-041718	
7TH-ST2-041718-G	
7TH-ST2-041719	
7TH-ST2-041719-G	
7TH-ST2-042717	
7THST2-050914	
7TH-ST2-051016	
7TH-ST2-051016G	
7TH-ST2-051122	
7TH-ST2-051122-G	
7TH-ST2-052115	
7TH-ST3-040523	
7TH-ST3-041024	
7TH-ST3-041918	
7TH-ST3-042219	
7TH-ST3-042717	
7TH-ST3-051116	
7TH-ST3-051622	
7TH-ST3-052115	
7TH-ST3-111110-G	
96TH-ST1-080923	
AGP-011421-4	
AGP-011421-5	
AGP-011421-6	
AGP-011421-7	
AGP-011421-8	
AGP-042219-1	
AGP-051122-1	
AGP-051122-3	

SYS_SAMPLE_CODE	SYS_LOC_CODE	X_COORD	Y_COORD	SAMPLE_DATE	Loc_Group_Code	LOC_DESC
AGP-051122-4	MH23	1273477.642	199762.409	5/11/2022	Georgetown SD	MH to east of motel
AGP-051122-5	MH223	1270726.749	201133.36	5/11/2022	S Brighton St SD	Immediately u/s of MH222
AGP-051122-6	MH76	1279095.5	214076.9	5/11/2022	Diagonal Ave S CSO/SD	Inline at sidewalk near bus barn driveway along Rainier Ave S
AGP-102519-1	MH101	1271076.59	201126.61	10/25/2019	S Brighton St SD	MH on W side of Fox Ave S and S Brighton St
AGP-110821-1	MH201	1274855.485	197551.131	11/8/2021	16th Ave S SD (east)	East side of 16th Ave S, u/s of Boeing
CB108-041311	CB108	1270436.092	199406.878	4/13/2011	2nd Ave S SD	7265 2nd Ave S, adjacent to Bill's Mobile Repair
CB108-051415	CB108	1270436.092	199406.878	5/14/2015	2nd Ave S SD	7265 2nd Ave S, adjacent to Bill's Mobile Repair
CB108-060613	CB108	1270436.092	199406.878	6/6/2013	2nd Ave S SD	7265 2nd Ave S, adjacent to Bill's Mobile Repair
CB108-101807	CB108	1270436.092	199406.878	10/18/2007	2nd Ave S SD	7265 2nd Ave S, adjacent to Bill's Mobile Repair
CB202-022316	CB202	1270056.1	201845.7	2/23/2016	S River St SD	CB SE corner S River St and S Occidental St
CCO-031524-1	MH88	1279486.43	190221.02	3/15/2024	S Norfolk St CSO/PS17 EOF/SD	MH in sidewalk near bus stop
CCO-032524-1	RCB407	1267749.06	192393.63	3/25/2024	1st Ave S SD (west)	CB, SW Roxbury St & 5th Ave SW, NE corner
CCO-032524-2	RCB407	1267749.06	192393.63	3/25/2024	1st Ave S SD (west)	CB, SW Roxbury St & 5th Ave SW, NE corner
CCO-032524-3	RCB408	1268227.92	192804.9	3/25/2024	1st Ave S SD (west)	CB, SW Cambridge Pl & Olson Pl SW, NE corner
CCO-032524-4	RCB409	1268531.71	193267.09	3/25/2024	1st Ave S SD (west)	CB, Olson Pl SW & 3rd Ave SW, NE corner
CCO-032524-5	MH89	1269213.4	193591.59	3/25/2024	1st Ave S SD (west)	FCMH, Olson Pl SW & 2nd Ave SW, entrance to SHAG
CCO-070523-2	MH86	1269907.2	202661.7	7/5/2023	1st Ave S SD (east)	MH along S Front St, east of 1st Ave S
CCO-070523-4	RCB298	1271537.36	198892.91	7/5/2023	S Webster St SD	RCB at south side of S Riverside Dr near S Webster St
CCO-070523-5	ODS82	1279637.06	195582.03	7/5/2023	KCIA SD#1	MH SAMPLE!! Culvert outflow to ditch at southern end of 8300 Military Rd S
CEW-011218-1	RCB84	1268281.56	200324.03	1/12/2018	Highland Park Wy SW SD	North Bound Lane of W Marginal Way SW
CEW-011218-3	MH36	1268296.244	200146.63	1/12/2018	Highland Park Wy SW SD	In pond @outfall from Waste Management Eastmont
CEW-020317-01	RCB82	1265579.152	206912.548	2/3/2017	SW Idaho St SD	Adjacent to cement kiln Dust Contaminated site, west side of W Marginal, S of Puget Way SW
CEW-030617-2	RCB194	1275776.1	220353.9	3/6/2017	Diagonal Ave S CSO/SD	CB in all adjacent to Recycling Depot yard
CEW-030617-3	RCB193	1275814.3	220233.6	3/6/2017	Diagonal Ave S CSO/SD	S Charles St downhill from Recycling Depot
CEW-031218-1	RCB60	1271587.664	211174.27	3/12/2018	Diagonal Ave S CSO/SD	West of intersection, north side of Diagonal Ave S
CEW-041119-3/4	MH49	1276357.353	222373.1102	4/11/2019	Diagonal Ave S CSO/SD	Downstream of Pratt Fine Arts
CEW-041119-5	MH50	1276362.679	222637.7133	4/11/2019	Diagonal Ave S CSO/SD	Upstream of MH coming from Pratt @ S Washington St & 18th Ave S
CEW-073118-1	MH41	1272995.33	193178.65	7/31/2018	S 96th St SD	Drain is at junction of samson Tug and Puget Sound Coatings
CEW-101218-1	MH46	1273142.179	211630.7055	10/12/2018	Diagonal Ave S CSO/SD	MH adjacent to WSDOT Signal Shop
CEW-101218-4	MH47	1279234.149	196772.265	10/12/2018	KCIA SD#1	Intersection of ditch and culvert at Military and S Rose St.
CEW-51518-1	MH40	1271615.25	211126.8696	5/15/2018	Diagonal Ave S CSO/SD	Maintenance Hole in Parking Lot/Loading dock
CEW-61419-4	MH211	1269926.625	201715.296	6/14/2019	S River St SD	Last MH on line
DIAGHAMLIN_072318	ST2	1272836.858	211846.874	7/23/2018	Diagonal Ave S CSO/SD	Airport Wy S and S Spokane St (I-5 SB RP)
DIAGNORTON_072318	ST2	1272836.858	211846.874	7/23/2018	Diagonal Ave S CSO/SD	Airport Wy S and S Spokane St (I-5 SB RP)
DIAGRORY_072318	ST2	1272836.858	211846.874	7/23/2018	Diagonal Ave S CSO/SD	Airport Wy S and S Spokane St (I-5 SB RP)
DIAGSIFT_072318	ST2	1272836.858	211846.874	7/23/2018	Diagonal Ave S CSO/SD	Airport Wy S and S Spokane St (I-5 SB RP)
DIAG-SP-061419-G	ST2	1272836.858	211846.874	6/14/2019	Diagonal Ave S CSO/SD	Airport Wy S and S Spokane St (I-5 SB RP)
DIAG-SP-HAMLIN-061419	ST2	1272836.858	211846.874	6/14/2019	Diagonal Ave S CSO/SD	Airport Wy S and S Spokane St (I-5 SB RP)
DIAG-SP-NORTON-061419	ST2	1272836.858	211846.874	6/14/2019	Diagonal Ave S CSO/SD	Airport Wy S and S Spokane St (I-5 SB RP)
DIAG-SP-RORY-061419	ST2	1272836.858	211846.874	6/14/2019	Diagonal Ave S CSO/SD	Airport Wy S and S Spokane St (I-5 SB RP)
DIAG-SP-SIFT-061419	ST2	1272836.858	211846.874	6/14/2019	Diagonal Ave S CSO/SD	Airport Wy S and S Spokane St (I-5 SB RP)
DIAG-SP-TRENT-061419	ST2	1272836.858	211846.874	6/14/2019	Diagonal Ave S CSO/SD	Airport Wy S and S Spokane St (I-5 SB RP)
DIAG-ST1-102820	ST2	1272836.858	211846.874	10/28/2020	Diagonal Ave S CSO/SD	Airport Wy S and S Spokane St (I-5 SB RP)
DIAGTRENT_072318	ST2	1272836.858	211846.874	7/23/2018	Diagonal Ave S CSO/SD	Airport Wy S and S Spokane St (I-5 SB RP)
EJK082517-3	CB227	1272025.1	208250.9	8/25/2017	Diagonal Ave S CSO/SD	Sample taken from MH on FedEx driveway which collectes parking lot runoff and neighboring property roof drains
GDN-ST1-041524	GDN-ST1	1272079.57	199817.08	4/15/2024	S Garden St SD	SedTrap in MH on S Garden St by SIM (601 S Myrtle St), next to the tree in the box catch basins
GDN-ST1-052423	GDN-ST1	1272079.57	199817.08	5/24/2023	S Garden St SD	SedTrap in MH on S Garden St by SIM (601 S Myrtle St), next to the tree in the box catch basins

CHEMICAL_NAME RESULT_UNIT			>10 Phi Clay %	1,2,4-Trichlorobenzene ug/kg	1,2-Dichlorobenzene ug/kg	1,3-Dichlorobenzene ug/kg	1,4
SYS_SAMPLE_CODE	SAMPLE_METHOD	LOC_MAJ OR_BASI N	RESULT_TEXT INTERPRETED_QUALIFIERS	RESULT_TEXT INTERPRETED_QUALIFIERS	RESULT_TEXT INTERPRETED_QUALIFIERS	RESULT_TEXT INTERPRETED_QUALIFIERS	RESULT_TEXT
AGP-051122-4	Grab-Manual	MS4		17.8 U	11.8 U	15.6 U	15.7
AGP-051122-5	Grab-Manual	MS4		17.8 U	11.8 U	15.6 U	15.7
AGP-051122-6	Grab-Manual	MS4		17.8 U	11.8 U	15.6 U	15.7
AGP-102519-1	Grab-Manual	MS4		29.8 U	23.3 U	25.3 U	21.9
AGP-110821-1	Grab-Manual	MS4		17.8 U	11.8 U	15.6 U	15.7
CB108-041311	Grab-Manual	MS4	0.5	190 U	190 U	190 U	190
CB108-051415	Grab-Manual	MS4	8.6	59 U	59 U	59 U	59
CB108-060613	Grab-Manual	MS4	0.3	59 U	59 U	59 U	59
CB108-101807	Grab-Manual	MS4	0.2	190 U	190 U	190 U	190
CB202-022316	Grab-Manual	MS4		280 U	280 U	280 U	280
CCO-031524-1	Grab-Manual	Non-MS4		7.9 U	5.7 U	2.9 U	5.9
CCO-032524-1	Grab-Manual	MS4					
CCO-032524-2	Grab-Manual	MS4					
CCO-032524-3	Grab-Manual	MS4					
CCO-032524-4	Grab-Manual	MS4					
CCO-032524-5	Grab-Manual	MS4					
CCO-070523-2	Grab-Manual	MS4		42.5 U	30.6 U	15.6 U	31.7
CCO-070523-4	Grab-Manual	MS4		42.6 U	30.7 U	15.6 U	31.8
CCO-070523-5	Grab-Manual	MS4		22.3 U	16.1 U	8.2 U	16.7
CEW-011218-1	Grab-Manual	MS4		28.6 U	22.4 U	24.3 U	21.1
CEW-011218-3	Grab-Manual	MS4		29.7 U	23.2 U	25.3 U	21.9
CEW-020317-01	Grab-Manual	MS4		11.5 U	9 U	9.8 U	8.5
CEW-030617-2	Grab-Manual	MS4		29.4 U	23 U	25 U	21.7
CEW-030617-3	Grab-Manual	MS4		95.1 U	74.4 U	80.9 U	70.1
CEW-031218-1	Grab-Manual	MS4		29.7 U	23.2 U	25.3 U	21.9
CEW-041119-3/4	Grab-Manual	MS4		252 J	72 U	78.3 U	67.8
CEW-041119-5	Grab-Manual	MS4		6 U	4.7 U	5.1 U	4.4
CEW-073118-1	Grab-Manual	MS4		29 U	22.7 U	24.7 U	21.4
CEW-101218-1	Grab-Manual	MS4		5.9 U	4.6 U	5 U	4.3
CEW-101218-4	Grab-Manual	MS4		5.8 U	4.6 U	5 U	4.3
CEW-51518-1	Grab-Manual	MS4		30.1 U	23.5 U	25.6 U	22.1
CEW-61419-4	Grab-Manual	MS4		29.8 U	23.3 U	25.3 U	21.9
DIAGHAMLIN_072318	SedTrap	MS4					
DIAGNORTON_072318	SedTrap	MS4		17.5 U	13.6 U	14.8 U	12.9
DIAGRORY_072318	SedTrap	MS4		17.8 U	13.9 U	15.1 U	13.1
DIAGSIFT_072318	SedTrap	MS4		17.3 U	13.6 U	14.8 U	12.8
DIAG-SP-061419-G	Grab-Manual	MS4		5.9 U	4.6 U	5 U	4.3
DIAG-SP-HAMLIN-061419	SedTrap	MS4					
DIAG-SP-NORTON-061419	SedTrap	MS4					
DIAG-SP-RORY-061419	SedTrap	MS4		29.7 U	23.2 U	25.2 U	21.8
DIAG-SP-SIFT-061419	SedTrap	MS4		29.6 U	23.2 U	25.2 U	21.8
DIAG-SP-TRENT-061419	SedTrap	MS4		29.7 U	23.2 U	25.3 U	21.9
DIAG-ST1-102820	SedTrap	MS4		29.7 U	23.2 U	25.3 U	21.9
DIAGTRENT_072318	SedTrap	MS4		17.8 U	13.9 U	15.1 U	13.1
EJK082517-3	Grab-Manual	MS4		29.4 U	23 U	25 U	21.6
GDN-ST1-041524	SedTrap	MS4		42.4 UJ	30.6 UJ	15.6 UJ	31.7
GDN-ST1-052423	SedTrap	MS4		85 U	61.3 U	31.2 U	63.5

Dichlorobenzene ug/kg		1-Methylnaphthalene ug/kg		2,2'-Oxybis(1-chloropropane) ug/kg		2,4,5-Trichlorophenol ug/kg		2,4,6-Trichlorophenol ug/kg		2,4
SYS_SAMPLE_CODE	INTERPRETED_QUALIFIERS	RESULT_TEXT	INTERPRETED_QUALIFIERS	RESULT_TEXT	INTERPRETED_QUALIFIERS	RESULT_TEXT	INTERPRETED_QUALIFIERS	RESULT_TEXT	INTERPRETED_QUALIFIERS	RESULT_TEXT
AGP-051122-4	U	57	J	16.8	U	129	U	44.8	U	76.5
AGP-051122-5	U	26.3	U	16.8	U	129	U	44.8	U	76.5
AGP-051122-6	U	26.2	U	16.8	U	128	U	44.8	U	76.4
AGP-102519-1	U	29.7	U	28.3	U	134	U	127	U	160
AGP-110821-1	U	40.2	J	16.8	U	129	U	44.9	U	76.6
CB108-041311	U	140	J	190	U	950	U	950	U	950
CB108-051415	U	59	U	59	U	290	U	290	U	290
CB108-060613	U	59	U	59	U	290	U	290	U	590
CB108-101807	U			190	U	950	U	950	U	950
CB202-022316	U	280	U	280	U	1400	U	1400	U	1400
CCO-031524-1	U	61.8		3.1	U	23.8	U	8.3	U	14.2
CCO-032524-1										
CCO-032524-2										
CCO-032524-3										
CCO-032524-4										
CCO-032524-5										
CCO-070523-2	U	53.3	J	16.8	U	128	U	44.8	U	76.4
CCO-070523-4	U	39.6	J	16.8	U	129	U	44.9	U	76.5
CCO-070523-5	U	46.2	J	8.8	U	67.4	U	23.5	U	40.1
CEW-011218-1	U	36.8		27.2	U	129	U	122	U	154
CEW-011218-3	U	29.7	U	28.3	U	134	U	127	U	160
CEW-020317-01	U	11.5	U	10.9	U	51.9	U	49	U	61.7
CEW-030617-2	U	36.7	J	28	U	133	U	125	U	158
CEW-030617-3	U	1940		90.5	U	429	U	405	U	511
CEW-031218-1	U	51.3	J	28.3	U	134	U	127	U	160
CEW-041119-3/4	U	91.9	U	87.6	U	415	U	392	U	494
CEW-041119-5	U	5.9	U	5.7	U	26.9	U	25.4	U	32
CEW-073118-1	U	42.9	J	27.6	U	131	U	124	U	156
CEW-101218-1	U	11.9	J	5.6	U	26.5	U	25	U	31.5
CEW-101218-4	U	5.8	U	5.6	U	26.3	U	24.9	U	31.3
CEW-51518-1	U	30	U	28.6	U	136	U	128	U	161
CEW-61419-4	U	29.7	U	28.3	U	134	U	127	U	160
DIAGHAMLIN_072318										
DIAGNORTON_072318	U	26.4	J	16.6	U	78.8	U	74.4	U	93.7
DIAGRORY_072318	U	17.8	U	16.9	U	80.3	U	75.8	U	95.5
DIAGSIFT_072318	U	17.3	U	16.5	U	78.3	U	73.9	U	93.1
DIAG-SP-061419-G	U	5.9	U	5.6	U	26.6	U	25.1	U	31.6
DIAG-SP-HAMLIN-061419										
DIAG-SP-NORTON-061419										
DIAG-SP-RORY-061419	U	72.6	J	28.2	U	134	U	126	U	159
DIAG-SP-SIFT-061419	U	66.8	J	28.2	U	134	U	126	U	159
DIAG-SP-TRENT-061419	U	131		28.2	U	134	U	127	U	159
DIAG-ST1-102820	U	57.3	J	28.3	U	134	U	127	U	160
DIAGTRENT_072318	U	17.8	U	16.9	U	80.3	U	75.8	U	95.5
EJK082517-3	U	29.3	U	27.9	U	133	U	125	U	158
GDN-ST1-041524	UJ	26.2	UJ	16.8	UJ	128	UJ	44.7	UJ	76.2
GDN-ST1-052423	U	52.5	U	33.6	U					

l-Dichlorophenol ug/kg		2,4-Dimethylphenol ug/kg		2,4-Dinitrophenol ug/kg		2,4-Dinitrotoluene ug/kg		2,6-Dinitrotoluene ug/kg		2-C
SYS_SAMPLE_CODE	INTERPRETED_QUALIFIERS	RESULT_TEXT	INTERPRETED_QUALIFIERS	RESULT_TEXT	INTERPRETED_QUALIFIERS	RESULT_TEXT	INTERPRETED_QUALIFIERS	RESULT_TEXT	INTERPRETED_QUALIFIERS	RESULT_TEXT
AGP-051122-4	U	18.9	U	169	U	80.9	U	102	U	39.7
AGP-051122-5	U	18.9	U	169	U	80.9	U	102	U	39.7
AGP-051122-6	U	18.9	U	169	U	80.9	U	102	U	39.7
AGP-102519-1	U	134	U	206	U	114	U	133	U	22.2
AGP-110821-1	U	18.9	U	169	U	81	U	102	U	39.8
CB108-041311	U	190	U	2000	UJ	950	U	950	U	190
CB108-051415	U	290	U	590	U	290	U	290	U	59
CB108-060613	U	120	U	2500	U	290	U	290	U	59
CB108-101807	U	190	U	1900	U	950	U	950	U	190
CB202-022316	U	1400	U	2800	U	1400	U	1400	U	280
CCO-031524-1	U			31.3	U	15	U	18.9	U	7.4
CCO-032524-1										
CCO-032524-2										
CCO-032524-3										
CCO-032524-4										
CCO-032524-5										
CCO-070523-2	U	44.5	U	169	U	80.9	U	102	U	39.7
CCO-070523-4	U	44.6	U	169	U	81	U	102	U	39.8
CCO-070523-5	U	23.4	U	88.6	U	42.5	U	53.6	U	20.8
CEW-011218-1	U	129	U	198	U	110	U	128	U	21.3
CEW-011218-3	U	134	U	206	U	114	U	133	U	22.1
CEW-020317-01	U	51.7	U	79.6	U	44.1	U	51.5	U	8.6
CEW-030617-2	U	132	U	204	U	113	U	132	U	21.9
CEW-030617-3	U	428	U	659	U	366	U	426	U	70.9
CEW-031218-1	U	134	U	206	U	114	U	133	U	22.1
CEW-041119-3/4	U	414	U	638	U	609	J	776	J	502
CEW-041119-5	U	26.8	U	41.3	U	22.9	U	26.7	U	4.4
CEW-073118-1	U	131	U	201	U	112	U	130	U	21.6
CEW-101218-1	U	26.4	U	40.7	U	22.6	U	26.3	U	4.4
CEW-101218-4	U	26.2	U	40.4	U	22.4	U	26.1	U	4.3
CEW-51518-1	U	135	U	208	U	115	U	135	U	22.4
CEW-61419-4	U	134	U	206	U	114	U	133	U	22.2
DIAGHAMLIN_072318										
DIAGNORTON_072318	U	78.5	U	121	U	67.1	U	78.2	U	13
DIAGRORY_072318	U	80	U	123	U	68.3	U	79.7	U	13.2
DIAGSIFT_072318	U	78	U	120	U	66.7	U	77.7	U	12.9
DIAG-SP-061419-G	U	26.5	U	40.8	U	22.6	U	26.4	U	4.4
DIAG-SP-HAMLIN-061419										
DIAG-SP-NORTON-061419										
DIAG-SP-RORY-061419	U	133	U	206	U	114	U	133	U	22.1
DIAG-SP-SIFT-061419	U	133	U	205	U	114	U	133	U	22.1
DIAG-SP-TRENT-061419	U	133	U	206	U	114	U	133	U	22.1
DIAG-ST1-102820	U	134	U	206	U	114	U	133	U	22.1
DIAGTRENT_072318	U	80	U	123	U	68.3	U	79.7	U	13.3
EJK082517-3	U	132	U	204	U	113	U	132	U	21.9
GDN-ST1-041524	UJ	44.4	UJ	168	UJ	80.7	UJ	102	UJ	39.6
GDN-ST1-052423						162	U	204	U	79.4

Appendix B: All Data for Prioritization

nloronaphthalene ug/kg		2-Chlorophenol ug/kg		2-Methylnaphthalene ug/kg		2-Methylphenol ug/kg		2-Nitroaniline ug/kg		
SYS_SAMPLE_CODE	INTERPRETED_QUALIFIERS	RESULT_TEXT	INTERPRETED_QUALIFIERS	RESULT_TEXT	INTERPRETED_QUALIFIERS	RESULT_TEXT	INTERPRETED_QUALIFIERS	RESULT_TEXT	INTERPRETED_QUALIFIERS	RESULT_TEXT
AGP-051122-4	U	69.1	U	64.2	J	33.2	U	82	U	24.3
AGP-051122-5	U	69.1	U	32.6	J	33.3	U	82	U	24.3
AGP-051122-6	U	69.1	U	25.9	J	33.2	U	81.9	U	24.2
AGP-102519-1	U	32.3	U	36.4	J	39.2	U	151	U	34.6
AGP-110821-1	U	69.2	U	71.4	J	900		82.1	U	24.3
CB108-041311	U	190	U	170	J	190	U	950	U	950
CB108-051415	U	59	U	59	U	59	U	290	U	59
CB108-060613	U	59	U	32	J	59	U	290	U	290
CB108-101807	U	190	U	650		190	U	950	U	950
CB202-022316	U	280	U	280	U	280	U	1400	U	280
CCO-031524-1	U	12.8	U	121		6.2	U	15.2	U	4.5
CCO-032524-1										
CCO-032524-2										
CCO-032524-3										
CCO-032524-4										
CCO-032524-5										
CCO-070523-2	U	69.1	U	97.4	J	33.2	U	81.9	U	24.3
CCO-070523-4	U	69.2	U	70.5	J	33.3	U	82	U	24.3
CCO-070523-5	U	36.3	U	77.3		17.4	U	43	U	12.7
CEW-011218-1	U	31.1	U	72.1		92.4		145	U	33.2
CEW-011218-3	U	32.3	U	28.3	U	39.1	U	151	U	34.5
CEW-020317-01	U	12.5	U	12.7	J	15.1	U	58.2	U	13.3
CEW-030617-2	U	31.9	U	69.3	J	38.7	U	149	U	34.2
CEW-030617-3	U	103	U	4040		125	U	482	U	110
CEW-031218-1	U	32.3	U	91.9	J	39.1	U	151	U	34.5
CEW-041119-3/4		99.9	U	87.6	U	129	J	466	U	107
CEW-041119-5	U	6.5	U	5.7	U	7.8	U	30.2	U	6.9
CEW-073118-1	U	31.5	U	39.6	J	38.2	U	147	U	33.7
CEW-101218-1	U	6.4	U	26.9		30.1		29.8	U	6.8
CEW-101218-4	U	6.3	U	5.6	U	7.7	U	29.6	U	6.8
CEW-51518-1	U	32.6	U	28.6	U	39.5	U	152	U	34.9
CEW-61419-4	U	32.3	U	28.3	U	39.2	U	151	U	34.6
DIAGHAMLIN_072318										
DIAGNORTON_072318	U	18.9	U	39.5	J	23	U	88.4	U	20.3
DIAGRORY_072318	U	19.3	U	26.7	J	23.4	U	90.1	U	20.6
DIAGSIFT_072318	U	18.8	U	25.4	J	22.8	U	87.9	U	20.1
DIAG-SP-061419-G	U	6.4	U	5.6	U	7.7	U	29.9	U	6.8
DIAG-SP-HAMLIN-061419										
DIAG-SP-NORTON-061419										
DIAG-SP-RORY-061419	U	32.2	U	154		39	U	150	U	34.4
DIAG-SP-SIFT-061419	U	32.2	U	118		39	U	150	U	34.4
DIAG-SP-TRENT-061419	U	32.2	U	244		39	U	150	U	34.5
DIAG-ST1-102820	U	32.3	U	88	J	39.1	U	151	U	34.5
DIAGTRENT_072318	U	19.3	U	40.3	J	23.4	U	90.1	U	20.7
EJK082517-3	U	31.9	U	27.9	U	38.6	U	149	U	34.1
GDN-ST1-041524	UJ	68.9	UJ	22.4	UJ	33.1	UJ	81.7	UJ	24.2
GDN-ST1-052423	U			57.2	J			164	U	

2-Nitrophenol ug/kg		3,3'-Dichlorobenzidine ug/kg		3-Nitroaniline ug/kg		4,6-Dinitro-2-Methylphenol ug/kg		4-Bromophenyl Phenyl Ether ug/kg		4-Chloro
SYS_SAMPLE_CODE	INTERPRETED_QUALIFIERS	RESULT_TEXT	INTERPRETED_QUALIFIERS	RESULT_TEXT	INTERPRETED_QUALIFIERS	RESULT_TEXT	INTERPRETED_QUALIFIERS	RESULT_TEXT	INTERPRETED_QUALIFIERS	RESULT_TEXT
AGP-051122-4	U	35.4	U	111	U	190	U	84.9	U	61.9
AGP-051122-5	U	35.4	U	111	U	190	U	84.9	U	62
AGP-051122-6	U	35.4	U	111	U	189	U	84.8	U	61.9
AGP-102519-1	U	156	U	188	U	252	U	30.3	U	144
AGP-110821-1	U	35.4	U	111	U	190	U	85	U	62
CB108-041311	U	950	U	950	U	1900	U	190	U	950
CB108-051415	U	290	R	290	U	590	U	59	U	290
CB108-060613	U	440	U	290	U	590	U	59	U	290
CB108-101807	U	950	U	950	U	1900	U	190	U	950
CB202-022316	U	1400	U	1400	U	2800	U	280	U	1400
CCO-031524-1	U	6.6	U	20.6	U	35.2	U	15.7	U	11.5
CCO-032524-1										
CCO-032524-2										
CCO-032524-3										
CCO-032524-4										
CCO-032524-5										
CCO-070523-2	U	35.4	U	111	U	190	U	84.9	U	61.9
CCO-070523-4	U	35.4	U	111	U	190	U	85	U	62
CCO-070523-5	U	18.6	U	58.3	U	99.5	U	44.6	U	32.5
CEW-011218-1	U	150	U	181	U	243	U	29.2	U	139
CEW-011218-3	U	156	U	188	U	252	U	30.3	U	144
CEW-020317-01	U	60.1	U	72.7	U	97.3	U	11.7	U	55.7
CEW-030617-2	U	154	U	186	U	249	U	30	U	143
CEW-030617-3	U	498	U	602	U	806	U	96.9	U	461
CEW-031218-1	U	156	U	188	U	252	U	30.3	U	144
CEW-041119-3/4	U	482	U	582	U	780	U	93.7	U	446
CEW-041119-5	U	31.2	U	37.7	U	50.5	U	6.1	U	28.9
CEW-073118-1	U	152	U	184	U	246	U	29.6	U	141
CEW-101218-1	U	30.7	U	37.1	U	49.8	U	6	U	28.5
CEW-101218-4	U	30.5	U	36.9	U	49.4	U	5.9	U	28.3
CEW-51518-1	U	157	U	190	U	255	U	30.6	U	146
CEW-61419-4	U	156	U	188	U	252	U	30.3	U	144
DIAGHAMLIN_072318										
DIAGNORTON_072318	U	91.4	U	110	U	148	U	17.8	U	84.6
DIAGRORY_072318	U	93.1	U	112	U	151	U	18.1	U	86.2
DIAGSIFT_072318	U	90.8	U	110	U	147	U	17.7	U	84.1
DIAG-SP-061419-G	U	30.8	U	37.3	U	49.9	U	6	U	28.6
DIAG-SP-HAMLIN-061419										
DIAG-SP-NORTON-061419										
DIAG-SP-RORY-061419	U	155	U	188	U	251	U	30.2	U	144
DIAG-SP-SIFT-061419	U	155	U	187	U	251	U	30.2	U	144
DIAG-SP-TRENT-061419	U	155	U	188	U	252	U	30.2	U	144
DIAG-ST1-102820	U	156	U	188	U	252	U	30.3	U	144
DIAGTRENT_072318	U	93.1	U	113	U	151	U	18.1	U	86.2
EJK082517-3	U	154	UJ	186	U	249	U	29.9	U	142
GDN-ST1-041524	UJ	35.3	UJ	111	UJ	189	UJ	84.7	UJ	61.8
GDN-ST1-052423				222	U			170	U	

o-3-Methylphenol ug/kg		4-Chloroaniline ug/kg		4-Chlorophenyl Phenylether ug/kg		4-Methylphenol ug/kg		4-Nitroaniline ug/kg		
SYS_SAMPLE_CODE	INTERPRETED_QUALIFIERS	RESULT_TEXT	INTERPRETED_QUALIFIERS	RESULT_TEXT	INTERPRETED_QUALIFIERS	RESULT_TEXT	INTERPRETED_QUALIFIERS	RESULT_TEXT	INTERPRETED_QUALIFIERS	RESULT_TEXT
AGP-051122-4	U	41.8	U	95.6	U	147		147	U	163
AGP-051122-5	U	41.8	U	95.6	U	36.9	U	147	U	163
AGP-051122-6	U	41.8	U	95.5	U	36.9	U	147	U	163
AGP-102519-1	U	168	U	34.8	U	73.4	U	174	U	222
AGP-110821-1	U	41.9	U	95.7	U	817		147	U	163
CB108-041311	U	950	U	190	U	1300		950	U	950
CB108-051415	U	290	R	59	U	210		290	U	290
CB108-060613	U	790	U	59	U	59	U	290	U	290
CB108-101807	U	950	U	190	U	190	U	950	U	950
CB202-022316	U	1400	U	280	U	280	U	1400	U	1400
CCO-031524-1	U	24.4	U	17.7	U	20.6		27.2	U	30.2
CCO-032524-1										
CCO-032524-2										
CCO-032524-3										
CCO-032524-4										
CCO-032524-5										
CCO-070523-2	U	131	U	95.6	U	847		147	U	163
CCO-070523-4	U	132	U	95.7	U	2440		147	U	163
CCO-070523-5	U	69	U	50.2	U	42.2	J	77	U	85.5
CEW-011218-1	U	162	U	33.4	U	617		168	U	213
CEW-011218-3	U	168	U	34.7	U	113		174	U	221
CEW-020317-01	U	65	U	13.4	U	87.3		67.3	U	85.6
CEW-030617-2	U	166	U	34.4	U	72.6	U	172	U	219
CEW-030617-3	U	538	U	111	U	11700		557	U	709
CEW-031218-1	U	168	U	34.7	U	6200		174	U	221
CEW-041119-3/4	U	520	U	107	U	444		539	U	686
CEW-041119-5	U	33.7	U	7	U	14.7	U	34.9	U	44.4
CEW-073118-1	U	164	U	33.9	U	72.3	J	170	U	216
CEW-101218-1	U	33.2	U	6.9	U	35.2		34.4	U	43.7
CEW-101218-4	U	33	U	6.8	U	14.4	U	34.2	U	43.5
CEW-51518-1	U	170	U	35.1	U	74.1	U	176	U	224
CEW-61419-4	U	168	U	34.8	U	73.4	U	174	U	222
DIAGHAMLIN_072318										
DIAGNORTON_072318	U	98.7	U	20.4	U	274		102	U	130
DIAGRORY_072318	U	101	U	20.8	U	161		104	U	132
DIAGSIFT_072318	U	98.1	U	20.3	U	42.8	U	102	U	129
DIAG-SP-061419-G	U	33.3	U	6.9	U	14.5	U	34.5	U	43.9
DIAG-SP-HAMLIN-061419										
DIAG-SP-NORTON-061419										
DIAG-SP-RORY-061419	U	168	U	34.6	U	336		174	U	221
DIAG-SP-SIFT-061419	U	168	U	34.6	U	204		173	U	221
DIAG-SP-TRENT-061419	U	168	U	34.7	U	387		174	U	221
DIAG-ST1-102820	U	168	U	34.7	U	421		174	U	221
DIAGTRENT_072318	U	101	U	20.8	U	235		104	U	133
EJK082517-3	U	166	U	34.3	U	72.5	U	172	U	219
GDN-ST1-041524	UJ	131	UJ	95.3	UJ	36.8	UJ	146	UJ	162
GDN-ST1-052423				191	U			293	U	

4-Nitrophenol ug/kg		8-9 Phi Clay %		9-10 Phi Clay %		Acenaphthene ug/kg		Acenaphthylene ug/kg		
SYS_SAMPLE_CODE	INTERPRETED_QUALIFIERS	RESULT_TEXT	INTERPRETED_QUALIFIERS	RESULT_TEXT	INTERPRETED_QUALIFIERS	RESULT_TEXT	INTERPRETED_QUALIFIERS	RESULT_TEXT	INTERPRETED_QUALIFIERS	RESULT_TEXT
AGP-051122-4	U					366		45.8	J	1130
AGP-051122-5	U					32.6	J	36.4	J	243
AGP-051122-6	U					26	U	31.1	U	55.8
AGP-102519-1	U					26	J	42.9	J	69.8
AGP-110821-1	U					26.1	U	47.3	J	35.9
CB108-041311	U	0.7		0.5		190	U	220		130
CB108-051415	U	1.1		0.7		59	U	59	U	59
CB108-060613	U	0.5		0.6		59	U	59	U	59
CB108-101807	U	0.3		0.1		190	U	190	U	190
CB202-022316	U					280	U	280	U	140
CCO-031524-1	U					56.8		45		76.3
CCO-032524-1										
CCO-032524-2										
CCO-032524-3										
CCO-032524-4										
CCO-032524-5										
CCO-070523-2	U					26	U	54.7	J	82.2
CCO-070523-4	U					306		31.2	U	583
CCO-070523-5	U					42.7	J	16.3	U	50.3
CEW-011218-1	U					46		31.1		112
CEW-011218-3	U					188		75.3		238
CEW-020317-01	U					20.7	J	9.2	U	34
CEW-030617-2	U					25.3	U	23.6	U	29.3
CEW-030617-3	U					81.9	U	76.1	U	131
CEW-031218-1	U					305		109		1490
CEW-041119-3/4	U					79.2	U	73.7	U	91.6
CEW-041119-5	U					5.1	U	4.8	U	5.9
CEW-073118-1	U					351		54.7	J	52.3
CEW-101218-1	U					6.1	J	4.7	U	22.4
CEW-101218-4	U					19.1	J	9.7	J	139
CEW-51518-1	U					25.9	U	24.1	U	29.9
CEW-61419-4	U					25.6	U	54.2	J	218
DIAGHAMLIN_072318										
DIAGNORTON_072318	U					18	J	14	U	60.4
DIAGRORY_072318	U					15.3	U	14.2	U	28.3
DIAGSIFT_072318	U					14.9	U	13.9	U	35.5
DIAG-SP-061419-G	U					5.1	U	4.7	U	5.9
DIAG-SP-HAMLIN-061419										
DIAG-SP-NORTON-061419										
DIAG-SP-RORY-061419	U					50.3	J	41.5	J	68.9
DIAG-SP-SIFT-061419	U					25.5	U	23.7	U	87.3
DIAG-SP-TRENT-061419	U					25.5	U	61.3	J	110
DIAG-ST1-102820	U					56.8	J	23.8	U	70.2
DIAGTRENT_072318	U					15.3	U	14.2	U	42.1
EJK082517-3	U					60.5	J	23.5	U	89.1
GDN-ST1-041524	UJ					26	UJ	31.1	UJ	35.8
GDN-ST1-052423						52.1	U	62.3	U	71.7

Anthracene ug/kg		Aroclor 1016 ug/kg		Aroclor 1221 ug/kg		Aroclor 1232 ug/kg		Aroclor 1242 ug/kg		
SYS_SAMPLE_CODE	INTERPRETED_QUALIFIERS	RESULT_TEXT	INTERPRETED_QUALIFIERS	RESULT_TEXT	INTERPRETED_QUALIFIERS	RESULT_TEXT	INTERPRETED_QUALIFIERS	RESULT_TEXT	INTERPRETED_QUALIFIERS	RESULT_TEXT
AGP-051122-4		19.9	U	19.9	U	19.9	U	19.9	U	56.4
AGP-051122-5		20	U	20	U	20	U	20	U	99.7
AGP-051122-6	J	20	U	20	U	20	U	20	U	20
AGP-102519-1	J	19.9	U	19.9	U	19.9	U	19.9	U	54.4
AGP-110821-1	U	33.9	UJ	33.9	UJ	33.9	UJ	33.9	UJ	82.4
CB108-041311	J	20	U	20	U	20	U	20	U	20
CB108-051415	U	18	U	18	U	18	U	18	U	18
CB108-060613	U	19	U	19	U	19	U	19	U	19
CB108-101807	U	20	U	20	U	20	U	20	U	20
CB202-022316	J	19	U	19	U	19	U	19	U	47
CCO-031524-1		17.2	U	17.2	U	17.2	U	17.2	U	17.2
CCO-032524-1		38.1	U	38.1	U	38.1	U	38.1	U	38.1
CCO-032524-2		36.3	U	36.3	U	36.3	U	36.3	U	36.3
CCO-032524-3		32.9	U	32.9	U	32.9	U	32.9	U	32.9
CCO-032524-4		32.1	U	32.1	U	32.1	U	32.1	U	32.1
CCO-032524-5		95.4	U	95.4	U	95.4	U	95.4	U	95.4
CCO-070523-2	J	39.9	U	39.9	U	39.9	U	39.9	U	58.9
CCO-070523-4		40	U	40	U	40	U	40	U	40
CCO-070523-5	J	52.4	U	52.4	U	52.4	U	52.4	U	52.4
CEW-011218-1		7.9	U	7.9	U	7.9	U	7.9	U	65.5
CEW-011218-3		7.9	U	7.9	U	7.9	U	7.9	U	100
CEW-020317-01	J	7.3	U	7.3	U	7.3	U	7.3	U	7.3
CEW-030617-2	U	19.7	U	19.7	U	19.7	U	19.7	U	77.2
CEW-030617-3	J	159	U	159	U	159	U	159	U	159
CEW-031218-1		19.4	U	19.4	U	19.4	U	19.4	U	48.9
CEW-041119-3/4	U	23.5	U	23.5	U	23.5	U	23.5	U	23.5
CEW-041119-5	U	8	U	8	U	8	U	8	U	8
CEW-073118-1	J	19.8	U	19.8	U	19.8	U	19.8	U	19.8
CEW-101218-1		8		8		8		8		28.3
CEW-101218-4		7.7		7.7		7.7		7.7		7.7
CEW-51518-1	U	19.6	U	19.6	U	19.6	U	19.6	U	30.4
CEW-61419-4		19.6	U	19.6	U	19.6	U	19.6	U	36.8
DIAGHAMLIN_072318										
DIAGNORTON_072318		9.4	U	9.4	U	9.4	U	9.4	U	57.1
DIAGRORY_072318	J	7.9	U	7.9	U	7.9	U	7.9	U	45
DIAGSIFT_072318	J	7.3	U	7.3	U	7.3	U	7.3	U	44.4
DIAG-SP-061419-G	U	7.6	U	7.6	U	7.6	U	7.6	U	7.6
DIAG-SP-HAMLIN-061419		7.9	U	7.9	U	7.9	U	7.9	U	23.9
DIAG-SP-NORTON-061419										
DIAG-SP-RORY-061419	J	7.7	U	7.7	U	7.7	U	7.7	U	56.9
DIAG-SP-SIFT-061419	J	7.9	U	7.9	U	7.9	U	7.9	U	56.8
DIAG-SP-TRENT-061419		7.9	U	7.9	U	7.9	U	7.9	U	95.2
DIAG-ST1-102820	J	19.9	U	19.9	U	19.9	U	97.3		19.9
DIAGTRENT_072318	J	7.8	U	7.8	U	7.8	U	7.8	U	83.1
EJK082517-3	J	19.1	U	19.1	U	19.1	U	19.1	U	19.1
GDN-ST1-041524	UJ	19.9	U	19.9	U	19.9	U	19.9	U	19.9
GDN-ST1-052423	U	100	U	100	U	100	U	100	U	323

Aroclor 1248 ug/kg		Aroclor 1254 ug/kg		Aroclor 1260 ug/kg		Arsenic mg/kg		Benzo(A)Anthracene ug/kg		B
SYS_SAMPLE_CODE	INTERPRETED_QUALIFIERS	RESULT_TEXT	INTERPRETED_QUALIFIERS	RESULT_TEXT	INTERPRETED_QUALIFIERS	RESULT_TEXT	INTERPRETED_QUALIFIERS	RESULT_TEXT	INTERPRETED_QUALIFIERS	RESULT_TEXT
AGP-051122-4		89.7		141	J	7.79		4090		4930
AGP-051122-5		81.3		110	J	33.4		445		453
AGP-051122-6	U	20	U	20	U	3.31	J	245		314
AGP-102519-1		56.1		86.2		46		169		221
AGP-110821-1	J	83	J	102	J	7.26		205		270
CB108-041311	U	20	U	54	J	10		110	J	100
CB108-051415	U	33		64		7	U	32	J	56
CB108-060613	U	19	U	32		6		59	U	47
CB108-101807	U	20	U	20	J	6	U	190	U	190
CB202-022316	U	56	J	31		23		370		370
CCO-031524-1	U	17.2	U	378		24.7		254		388
CCO-032524-1	U	57.8		65.7						
CCO-032524-2	U	44.7		53.8						
CCO-032524-3	U	59.5		58.2						
CCO-032524-4	U	56	J	65.5	J					
CCO-032524-5	U	95.4	U	95.4	U					
CCO-070523-2	J	96.3	J	76.3	J	11.3	J	254		357
CCO-070523-4	U	40	U	46.4	U	3.7	J	2070		2120
CCO-070523-5	U	75.1	J	82.5	J	54.4		430		651
CEW-011218-1		64.7		50.7	J	15.7		206		179
CEW-011218-3		137		91.8		42.5		585		467
CEW-020317-01	U	7.3	U	8.5	U	23.9		70.4		67.9
CEW-030617-2		77.5		76.5	J	29.4		104		111
CEW-030617-3	U	159	U	159	U	18.5		541		616
CEW-031218-1	J	93.9		189		22.2		2330		2330
CEW-041119-3/4	U	158		27.2	U	5.13		167	J	153
CEW-041119-5	U	8	U	9.3	U	5.12		5.9	J	7.1
CEW-073118-1	U	19.8	U	19.8	U	37.6		90.1	J	128
CEW-101218-1		30.9		14.6		133		65.1		92.1
CEW-101218-4		17.7		15.3		8.27		410		370
CEW-51518-1		61.5		70		15.4		150		179
CEW-61419-4		51.2		50.6		16.9		852		958
DIAGHAMLIN_072318										
DIAGNORTON_072318		46.6		21.7	J	5.8	U	146		142
DIAGRORY_072318		38.9		19.4	J	6.45	J	94.4		98.4
DIAGSIFT_072318		56.3		24.3		4.65	J	126		152
DIAG-SP-061419-G	U	7.6	U	8.8	U	452		8.2	J	13.8
DIAG-SP-HAMLIN-061419		18.5	J	21.5	J					
DIAG-SP-NORTON-061419										
DIAG-SP-RORY-061419		43.8		56		7.42	J	262		258
DIAG-SP-SIFT-061419		36.3		55	J	11.4		262		283
DIAG-SP-TRENT-061419		59.8		57.9		15.4	J	330		324
DIAG-ST1-102820	U	19.9	U	19.9	U	11.8		150		161
DIAGTRENT_072318		107		51.9		9.67	J	125		154
EJK082517-3	U	19.1	U	19.1	U	5.71	U	122		119
GDN-ST1-041524	U	180	J	208		13.8		73.2	J	108
GDN-ST1-052423		259		530		12.1		224		246

enzo(A)Pyrene ug/kg		Benzo(G,H,I)Perylene ug/kg		Benzofluoranthenes, Total ug/kg		Benzoic Acid ug/kg		Benzyl Alcohol ug/kg		bis(2-Cl
SYS_SAMPLE_CODE	INTERPRETED_QUALIFIERS	RESULT_TEXT	INTERPRETED_QUALIFIERS	RESULT_TEXT	INTERPRETED_QUALIFIERS	RESULT_TEXT	INTERPRETED_QUALIFIERS	RESULT_TEXT	INTERPRETED_QUALIFIERS	RESULT_TEXT
AGP-051122-4		1810		8540		455	J	246		21.5
AGP-051122-5		285		1120		303	J	81.2	U	21.5
AGP-051122-6		168		535		195	U	81.1	U	21.5
AGP-102519-1		366		605		402	J	74.4	U	31.7
AGP-110821-1		161		647		4820		4290		21.5
CB108-041311	J	150	J	230		1900	U	230		190
CB108-051415	J	67		140		620		59	R	59
CB108-060613	J	85		85	J	1200	U	59	U	59
CB108-101807	U	190	U	190	U	1900	U	190	U	190
CB202-022316		450		1200		2800	U	280	U	280
CCO-031524-1		340		1030		336		30.5		4
CCO-032524-1										
CCO-032524-2										
CCO-032524-3										
CCO-032524-4										
CCO-032524-5										
CCO-070523-2		520		861		195	U	82.7	J	21.5
CCO-070523-4		865		4290		195	U	91.2	J	21.5
CCO-070523-5		388		1460		2940		2350		11.3
CEW-011218-1		241		492		284	U	679		30.4
CEW-011218-3		319		1180		883		911		31.6
CEW-020317-01		97.6		167		172	J	28.7	U	12.2
CEW-030617-2		148	J	290		869	J	73.6	U	31.3
CEW-030617-3		633	J	1120		3990		238	U	101
CEW-031218-1		1200		4380		894	J	87.6	J	31.6
CEW-041119-3/4	J	285	J	528	J	3910	J	703		97.9
CEW-041119-5	J	21.2		10.2	U	59	UJ	14.9	U	6.3
CEW-073118-1		151		293		2300		142		30.9
CEW-101218-1		124		215		469		62.6		6.2
CEW-101218-4		164		802		263		57.5		6.2
CEW-51518-1		330		534		298	U	75.1	U	32
CEW-61419-4		618		2530		539	J	74.4	U	31.7
DIAGHAMLIN_072318										
DIAGNORTON_072318		111		310		284	J	43.6	U	18.6
DIAGRORY_072318		127		196		282	J	116		18.9
DIAGSIFT_072318		197		308		423	J	43.4	U	18.5
DIAG-SP-061419-G	J	13.9	J	26.9	J	58.4	U	14.7	U	6.3
DIAG-SP-HAMLIN-061419										
DIAG-SP-NORTON-061419										
DIAG-SP-RORY-061419		292		635		679	J	82.1	J	31.6
DIAG-SP-SIFT-061419		296		599		754	J	142		31.5
DIAG-SP-TRENT-061419		276		799		926	J	474		31.6
DIAG-ST1-102820		257		342		564	J	83.4	J	31.6
DIAGTRENT_072318		203		321		627	J	179		18.9
EJK082517-3		172		245		291	U	73.4	U	31.2
GDN-ST1-041524	J	158	J	294	J	194	UJ	80.9	UJ	21.5
GDN-ST1-052423		286		646				162	U	43

Methoxy methane ug/kg		Bis-(2-chloroethyl) ether ug/kg		Bis(2-ethylhexyl)phthalate ug/kg		Butylbenzylphthalate ug/kg		Carbazole ug/kg		
SYS_SAMPLE_CODE	INTERPRETED_QUALIFIERS	RESULT_TEXT	INTERPRETED_QUALIFIERS	RESULT_TEXT	INTERPRETED_QUALIFIERS	RESULT_TEXT	INTERPRETED_QUALIFIERS	RESULT_TEXT	INTERPRETED_QUALIFIERS	RESULT_TEXT
AGP-051122-4	U	96.3	U	6590		731		998		4970
AGP-051122-5	U	96.3	U	4070		370		64.6	J	749
AGP-051122-6	U	96.2	U	4390		46.9	U	33.8	J	298
AGP-102519-1	U	33.9	U	4950		364		40.1	J	423
AGP-110821-1	U	96.4	U	17100		47	U	21.4	U	515
CB108-041311	U	190	U	8700		520	J	190	U	270
CB108-051415	U	59	U	4400		59	U	59	U	120
CB108-060613	U	59	U	2800		210		59	U	130
CB108-101807	U	190	U	4200	J	190	U	190	U	190
CB202-022316	U	280	U	3600		280	U	280	U	880
CCO-031524-1	U	17.8	U	1050		394		91.7		445
CCO-032524-1										
CCO-032524-2										
CCO-032524-3										
CCO-032524-4										
CCO-032524-5										
CCO-070523-2	U	96.3	U	9410		441		57.9	J	584
CCO-070523-4	U	96.4	U	1740		228		599		2550
CCO-070523-5	U	50.5	U	718		42.1	J	64.3		631
CEW-011218-1	U	32.6	U	8230		9520		93.3		527
CEW-011218-3	U	33.8	U	3990		333		69.2		863
CEW-020317-01	U	13.1	U	2680		427		56	J	125
CEW-030617-2	U	33.5	U	6570		228		36.4	U	310
CEW-030617-3	U	108	U	28800		958		124	J	1210
CEW-031218-1	U	33.8	U	6290		121		311		3650
CEW-041119-3/4	U	105	U	9890		124	U	668		385
CEW-041119-5	U	6.8	U	860		35.6		7.4	U	29.3
CEW-073118-1	U	33	U	676		320		37.2	J	262
CEW-101218-1	U	6.7	U	7780		142		39.3		141
CEW-101218-4	U	6.6	U	603		670		78.4		578
CEW-51518-1	U	34.2	U	943		296		37.2	U	349
CEW-61419-4	U	33.9	U	4210		195		102		1480
DIAGHAMLIN_072318										
DIAGNORTON_072318	U	138		4340		262		48.4	J	252
DIAGRORY_072318	U	20.2	U	3550		24	U	22	U	177
DIAGSIFT_072318	U	19.7	U	3600		202		21.5	U	242
DIAG-SP-061419-G	U	6.7	U	438		8	U	7.3	U	21.7
DIAG-SP-HAMLIN-061419										
DIAG-SP-NORTON-061419										
DIAG-SP-RORY-061419	U	33.7	U	11700		478		74.2	J	533
DIAG-SP-SIFT-061419	U	33.7	U	11900		481		58.9	J	535
DIAG-SP-TRENT-061419	U	33.8	U	22400		458		88.3	J	650
DIAG-ST1-102820	U	33.8	U	5920		297		70.6	J	290
DIAGTRENT_072318	U	20.2	U	6970		115		43.5	J	308
EJK082517-3	U	33.4	U	1310		48.2	J	36.3	U	286
GDN-ST1-041524	UJ	96	UJ	3150	J	175	J	21.4	UJ	204
GDN-ST1-052423	U	192	U	3080		408		42.8	U	601

Chrysene ug/kg		Coarse Sand %		Coarse Silt %		Copper mg/kg		cPAH ug/kg		Diben
SYS_SAMPLE_CODE	INTERPRETED_QUALIFIERS	RESULT_TEXT	INTERPRETED_QUALIFIERS	RESULT_TEXT	INTERPRETED_QUALIFIERS	RESULT_TEXT	INTERPRETED_QUALIFIERS	RESULT_TEXT	INTERPRETED_QUALIFIERS	RESULT_TEXT
AGP-051122-4		13.3				163		6633.5		497
AGP-051122-5		4.5				196		636.49		86
AGP-051122-6		20				106		430.54		85.9
AGP-102519-1		15				159		337.69	J	36.9
AGP-110821-1		5.9				124		390.55		86.1
CB108-041311		7.7		0.6		302		176.2		190
CB108-051415		12.8		0.2		218		91.8	J	59
CB108-060613		10.1		0.1		144		56.8	J	59
CB108-101807	U	12		2.4		146		181.45	U	190
CB202-022316		8.1				96.4		617.8	J	280
CCO-031524-1		15.4				131		552.55		15.9
CCO-032524-1										
CCO-032524-2										
CCO-032524-3										
CCO-032524-4										
CCO-032524-5										
CCO-070523-2		4.4				252	J	510.8		86
CCO-070523-4		15.1				51.9	J	2957.9		242
CCO-070523-5		4.1				76.5	J	921.01		103
CEW-011218-1		10.4				162		288.59		29.6
CEW-011218-3		9.4				121		717.53		104
CEW-020317-01		15.7				61.9		109.98	J	27.7
CEW-030617-2		3.1				141		183.03	J	30.4
CEW-030617-3						131		899.6	J	195
CEW-031218-1		4.1				134				508
CEW-041119-3/4		6.5				409		304.75	J	95.1
CEW-041119-5		19				39.2		15.023	J	6.2
CEW-073118-1						62.1		192.35	J	39.6
CEW-101218-1		9				64.8		140.32		30
CEW-101218-4		17.3				42.9		540.42		70.1
CEW-51518-1		8.3				151	J	293.07	J	59.2
CEW-61419-4		5.3				102		1431		178
DIAGHAMLIN_072318		15.8								
DIAGNORTON_072318		3.1				96.5		209.79		18
DIAGRORY_072318		2.4				95.9	J	148.01		18.4
DIAGSIFT_072318		6.4				69.4	J	227.38	J	43.9
DIAG-SP-061419-G		20.7				265	J	22.477	J	6.1
DIAG-SP-HAMLIN-061419										
DIAG-SP-NORTON-061419		5.4								
DIAG-SP-RORY-061419		0.6				95.2	J	389.37	J	56.1
DIAG-SP-SIFT-061419		3.3				129	J	411.59	J	59.6
DIAG-SP-TRENT-061419		0.7				222	J	476.32		30.7
DIAG-ST1-102820		10.4				229		244.12	J	42.3
DIAGTRENT_072318		4.2				169	J	225.22	J	32.1
EJK082517-3		24.6				69.3		192.37	J	62.4
GDN-ST1-041524	J	0.9				320		174.72	J	85.8
GDN-ST1-052423						446		394.31	J	172

zo(A,H)Anthracene ug/kg		Dibenzofuran ug/kg		Diesel Range Hydrocarbons mg/kg		Diethylphthalate ug/kg		Dimethylphthalate ug/kg		Di-
SYS_SAMPLE_CODE	INTERPRETED_QUALIFIERS	RESULT_TEXT	INTERPRETED_QUALIFIERS	RESULT_TEXT	INTERPRETED_QUALIFIERS	RESULT_TEXT	INTERPRETED_QUALIFIERS	RESULT_TEXT	INTERPRETED_QUALIFIERS	RESULT_TEXT
AGP-051122-4		174				98.4	U	89.5	J	313
AGP-051122-5	U	70.5	U			98.4	U	62.2	J	295
AGP-051122-6	U	70.4	U			98.3	U	21.9	U	97.1
AGP-102519-1	J	30.1	J			88.4	U	62.5	J	244
AGP-110821-1	U	70.6	U			98.5	U	21.9	U	28
CB108-041311	U	190	U	1800		190	U	840		150
CB108-051415	U	59	U	1600		59	U	59	U	44
CB108-060613	U	59	U	750		150	U	73		59
CB108-101807	U	190	U	1600		190	U	190	U	190
CB202-022316	U	280	U	890		280	U	280	U	170
CCO-031524-1	U	86.4				61		362		255
CCO-032524-1										
CCO-032524-2										
CCO-032524-3										
CCO-032524-4										
CCO-032524-5										
CCO-070523-2	U	70.5	U	1460		98.4	U	88	J	78.7
CCO-070523-4		242		307		98.4	U	21.9	U	28
CCO-070523-5		44	J	79.3		51.6	U	11.5	U	24.8
CEW-011218-1	U	54.7				85	U	114		150
CEW-011218-3		75.4				88.3	U	166		26.5
CEW-020317-01	J	15.1	J	148		34.1	U	46.3		34.6
CEW-030617-2	U	22.8	U	1250		87.4	U	31.8	U	742
CEW-030617-3	J	73.6	U	4300		283	U	103	U	2100
CEW-031218-1		160				88.3	U	32.1	U	92
CEW-041119-3/4	U	71.2	U			273	U	99.4	U	98.5
CEW-041119-5	U	4.6	U			17.7	U	6.4	U	13.9
CEW-073118-1	J	316				86.3	U	31.4	U	42.8
CEW-101218-1		15.7	J			38		16.4	J	48
CEW-101218-4		12.4	J			17.3	U	16.6	J	17.2
CEW-51518-1	J	23.2	U			89.3	U	32.5	U	87.1
CEW-61419-4		23	U			88.4	U	189		56.9
DIAGHAMLIN_072318										
DIAGNORTON_072318	U	13.5	U	433		51.8	U	35.4	J	22.8
DIAGRORY_072318	U	13.8	U	503		52.8	U	19.2	U	34.8
DIAGSIFT_072318	J	13.4	U	273		51.5	U	18.7	U	39.2
DIAG-SP-061419-G	U	4.6	U			17.5	U	6.4	U	58.2
DIAG-SP-HAMLIN-061419										
DIAG-SP-NORTON-061419										
DIAG-SP-RORY-061419	J	34.2	J			164		92.2	J	130
DIAG-SP-SIFT-061419	J	22.9	U			88	U	117		120
DIAG-SP-TRENT-061419	U	23	U			88.2	U	209		103
DIAG-ST1-102820	J	48	J			88.3	U	32.1	U	97.3
DIAGTRENT_072318	J	13.8	U	754		52.8	U	19.2	U	44.9
EJK082517-3	J	36.3	J			87.2	U	293		35.1
GDN-ST1-041524	UJ	70.3	UJ			98.1	UJ	28.3	J	90.2
GDN-ST1-052423	U	141	U			197	U	57.5	J	93.1

Appendix B: All Data for Prioritization

N-Butylphthalate ug/kg		Di-N-Octylphthalate ug/kg		Fine Sand %		Fine Silt %		Fluoranthene ug/kg	
SYS_SAMPLE_CODE	INTERPRETED_QUALIFIERS	RESULT_TEXT	INTERPRETED_QUALIFIERS	RESULT_TEXT	INTERPRETED_QUALIFIERS	RESULT_TEXT	INTERPRETED_QUALIFIERS	RESULT_TEXT	INTERPRETED_QUALIFIERS
AGP-051122-4		254		13.1				10300	
AGP-051122-5		113		12.9				1900	
AGP-051122-6	J	3680		4.1				562	
AGP-102519-1		200		7.5				620	J
AGP-110821-1	U	2230		3.5				378	
CB108-041311	J	190	U	4.6		3.9		360	
CB108-051415	J	59	U	5.7		4.5		110	
CB108-060613	U	180		4.8		1		85	
CB108-101807	U	190	U	2.5		0.6		190	U
CB202-022316	J	280	U	7				860	
CCO-031524-1		4.1	U	1.7				1250	
CCO-032524-1									
CCO-032524-2									
CCO-032524-3									
CCO-032524-4									
CCO-032524-5									
CCO-070523-2	J	538		5.5				1210	
CCO-070523-4	U	56.4	J	5.6				6600	
CCO-070523-5	J	11.5	U	8.5				906	
CEW-011218-1		869		6.3				893	
CEW-011218-3	U	43.5	U	5.6				1710	
CEW-020317-01	J	67.5		5.8				240	
CEW-030617-2		193		3.5				272	
CEW-030617-3		3660						1020	
CEW-031218-1	J	201		3.3				5170	
CEW-041119-3/4	J	161	J	6.7				386	
CEW-041119-5	J	8.7	U	3.6				15.5	J
CEW-073118-1	J	42.5	U					179	
CEW-101218-1		76.5		8.5				169	
CEW-101218-4	J	8.5	U	13.6				950	
CEW-51518-1	J	44	U	10.1				370	
CEW-61419-4	J	163		10.1				2390	
DIAGHAMLIN_072318				15.1					
DIAGNORTON_072318	J	1110		12.5				340	
DIAGRORY_072318	J	200		11.7				212	
DIAGSIFT_072318	J	209		17.7				306	
DIAG-SP-061419-G		9.5	J	3.4				26.6	
DIAG-SP-HAMLIN-061419									
DIAG-SP-NORTON-061419				27					
DIAG-SP-RORY-061419		1270		1.6				1040	
DIAG-SP-SIFT-061419		891		24.5				1060	
DIAG-SP-TRENT-061419		1400		2.9				1180	
DIAG-ST1-102820	J	91.8	J	21				509	
DIAGTRENT_072318	J	413		9.7				335	
EJK082517-3	J	54.6	J	5.2				342	
GDN-ST1-041524	J	21.8	UJ	2.2				238	J
GDN-ST1-052423	J	43.8	UJ					690	

Fluorene ug/kg		Gravel %		Hexachlorobenzene ug/kg		Hexachlorobutadiene ug/kg		Hexachlorocyclopentadiene ug/kg		He
SYS_SAMPLE_CODE	INTERPRETED_QUALIFIERS	RESULT_TEXT	INTERPRETED_QUALIFIERS	RESULT_TEXT	INTERPRETED_QUALIFIERS	RESULT_TEXT	INTERPRETED_QUALIFIERS	RESULT_TEXT	INTERPRETED_QUALIFIERS	RESULT_TEXT
AGP-051122-4				67.3	U	24	U	122	U	17.2
AGP-051122-5	U			67.3	U	24	U	122	U	17.2
AGP-051122-6	U			67.2	U	24	U	122	U	17.2
AGP-102519-1	J			23.7	U	25	U	206	U	28.2
AGP-110821-1	U			67.4	U	24	U	122	U	17.2
CB108-041311		50.7		190	U	190	U	950	U	190
CB108-051415	U	13.8		59	U	59	U	290	U	59
CB108-060613	J	52.8		59	U	59	U	1200	UJ	59
CB108-101807		50.6		190	U	190	U	950	U	190
CB202-022316	U	3.4		280	U	280	U	1400	U	280
CCO-031524-1	U			12.5	U	4.5	U	22.6	U	6.4
CCO-032524-1										
CCO-032524-2										
CCO-032524-3										
CCO-032524-4										
CCO-032524-5										
CCO-070523-2	J			67.3	U	24	U	122	U	34.5
CCO-070523-4				67.3	U	24	U	122	U	34.5
CCO-070523-5	J			35.3	U	12.6	U	64.1	U	18.1
CEW-011218-1				22.8	U	24.1	U	198	U	27.1
CEW-011218-3				23.6	U	25	U	206	U	28.2
CEW-020317-01	J			9.1	U	9.7	U	79.6	U	10.9
CEW-030617-2	J			23.4	U	24.7	U	204	U	27.9
CEW-030617-3	J			75.7	U	80	U	659	U	90.2
CEW-031218-1				23.6	U	25	U	206	U	28.2
CEW-041119-3/4	J			543		151	J	638	U	87.2
CEW-041119-5	U			4.7	U	5	U	41.3	U	5.6
CEW-073118-1				23.1	U	24.4	U	201	U	27.5
CEW-101218-1	J			4.7	U	4.9	U	40.7	U	5.6
CEW-101218-4				4.6	U	4.9	U	40.4	U	5.5
CEW-51518-1	U			23.9	U	25.3	U	208	U	28.5
CEW-61419-4	J			23.7	U	25	U	206	U	28.2
DIAGHAMLIN_072318										
DIAGNORTON_072318	J			13.9	U	14.7	U	121	U	16.5
DIAGRORY_072318	U			14.1	U	14.9	U	123	U	16.9
DIAGSIFT_072318	J			13.8	U	14.6	U	120	U	16.4
DIAG-SP-061419-G	U			4.7	U	5	U	40.8	U	5.6
DIAG-SP-HAMLIN-061419										
DIAG-SP-NORTON-061419										
DIAG-SP-RORY-061419	J			23.6	U	24.9	U	206	U	28.1
DIAG-SP-SIFT-061419	U			23.6	U	24.9	U	205	U	28.1
DIAG-SP-TRENT-061419	J			23.6	U	25	U	206	U	28.1
DIAG-ST1-102820	J			23.6	U	25	U	206	U	28.2
DIAGTRENT_072318	U			14.1	U	15	U	123	U	16.9
EJK082517-3	J			23.4	U	24.7	U	204	U	27.8
GDN-ST1-041524	UJ			67.1	UJ	23.9	UJ	122	UJ	34.4
GDN-ST1-052423	U			135	U	48	U	244	U	68.9

Dichloroethane ug/kg		HPAH ug/kg		Indeno(1,2,3-Cd)Pyrene ug/kg		Isophorone ug/kg		Lead mg/kg		
SYS_SAMPLE_CODE	INTERPRETED_QUALIFIERS	RESULT_TEXT	INTERPRETED_QUALIFIERS	RESULT_TEXT	INTERPRETED_QUALIFIERS	RESULT_TEXT	INTERPRETED_QUALIFIERS	RESULT_TEXT	INTERPRETED_QUALIFIERS	
AGP-051122-4	U	45297		1920		19.6	U	124		8323.4
AGP-051122-5	U	6677		195		19.6	U	186		609.7
AGP-051122-6	U	2718		156		19.6	U	52.1		306.8
AGP-102519-1	U	3268.9	J	203		38.7	U	113		542.2
AGP-110821-1	U	2839		102		19.6	U	67.7		799.3
CB108-041311	U	1690	J	190	U	190	U	62		1750
CB108-051415	U	761	J	56	J	59	U	35		110
CB108-060613	U	612	J	59	U	59	U	34		135
CB108-101807	U	190	U	190	U	190	U	25	J	650
CB202-022316	U	5370	J	260	J	280	U	45	J	540
CCO-031524-1	U	5117		280		8.8	U	155		866.1
CCO-032524-1										
CCO-032524-2										
CCO-032524-3										
CCO-032524-4										
CCO-032524-5										
CCO-070523-2	U	5821		165		47.6	U	121	J	1050.8
CCO-070523-4	U	24733		796		47.7	U	17.8	J	5516.8
CCO-070523-5	U	5764		335		25	U	304	J	490.4
CEW-011218-1	U	3567		153		37.2	U	177	J	1125
CEW-011218-3	U	7096		238		38.6	U	263	J	995.7
CEW-020317-01	U	1075.7	J	60.1	J	14.9	U	45.7		284
CEW-030617-2	U	1714.9	J	97.9	J	38.3	U	88		363.9
CEW-030617-3	U	7139	J	274	J	124	U	76.5		2733
CEW-031218-1	U	25718		1050		38.6	U	84.9		4599
CEW-041119-3/4	U	2610	J	166	J	346		162		415.6
CEW-041119-5	U	109.4	J	10.4	J	7.7	U	23.2		7.4
CEW-073118-1	U	1410.5	J	75.8	J	37.8	U	86.4		1169.6
CEW-101218-1	U	1097.2		68		7.6	U	42.3		211.7
CEW-101218-4	U	4267.1		154		7.6	U	87.9		681.8
CEW-51518-1	U	2532.2		185		39.1	U	330		198.1
CEW-61419-4	U	11754		488		38.7	U	75.3		749.3
DIAGHAMLIN_072318										
DIAGNORTON_072318	U	1776.5		79.5		22.7	U	55.9		483.8
DIAGRORY_072318	U	1235.4		68.6		23.1	U	60.1		227
DIAGSIFT_072318	U	1854.9	J	120		22.6	U	45.8		293.9
DIAG-SP-061419-G	U	146.3	J	5.9	U	7.7	U	40500	J	9.6
DIAG-SP-HAMLIN-061419										
DIAG-SP-NORTON-061419										
DIAG-SP-RORY-061419	U	4465.1	J	139		38.6	U	45.6	J	869.5
DIAG-SP-SIFT-061419	U	4557.6	J	133		38.5	U	97.1	J	731.3
DIAG-SP-TRENT-061419	U	5519		130		38.6	U	101	J	1046.3
DIAG-ST1-102820	U	2465.3	J	141		38.6	U	62.5		807.5
DIAGTRENT_072318	U	2015.1	J	107		23.1	U	93		337.6
EJK082517-3	U	1766.9	J	88.5	J	38.2	U	15.3		696.8
GDN-ST1-041524	UJ	1452.8	J	80.6	J	47.5	UJ	248		112.2
GDN-ST1-052423	U	3654	J	153	J	95.2	U	346		351.7

LPAH ug/kg		Medium Sand %		Medium Silt %		Mercury mg/kg		Motor Oil Range mg/kg		
SYS_SAMPLE_CODE	INTERPRETED_QUALIFIERS	RESULT_TEXT	INTERPRETED_QUALIFIERS	RESULT_TEXT	INTERPRETED_QUALIFIERS	RESULT_TEXT	INTERPRETED_QUALIFIERS	RESULT_TEXT	INTERPRETED_QUALIFIERS	RESULT_TEXT
AGP-051122-4	J	16.7				0.24				88.6
AGP-051122-5	J	10.8				0.236				48.7
AGP-051122-6	J	20.9				0.00942	J			21.1
AGP-102519-1	J	19.3				0.267				54.9
AGP-110821-1	J	7.7				0.217	J			121
CB108-041311	J	5.8		4.5		0.04		7900		560
CB108-051415		15		5.3		0.03	U	6500		59
CB108-060613	J	8.2		1.9		0.02		2000		59
CB108-101807		6.5		0.6		0.05	U	4600		190
CB202-022316	J	11.6				0.05		4500		280
CCO-031524-1		13.6				0.326				283
CCO-032524-1										
CCO-032524-2										
CCO-032524-3										
CCO-032524-4										
CCO-032524-5										
CCO-070523-2	J	6.7				0.161		9930		239
CCO-070523-4	J	16.4				0.011	J	1890		50.8
CCO-070523-5	J	13.8				0.0984	J	856		114
CEW-011218-1		16.5				0.196				93.2
CEW-011218-3		24.3				0.226				75.4
CEW-020317-01	J	15.8				0.05287		730		10.1
CEW-030617-2	J	3.1				0.1406		3710		53.3
CEW-030617-3	J					1.032		12700		1530
CEW-031218-1		2.9				0.338				114
CEW-041119-3/4	J	3.8				0.179				83.9
CEW-041119-5	J	8.4				0.1				5.2
CEW-073118-1	J					0.0653	U			31.6
CEW-101218-1	J	15.7				0.0586				61.3
CEW-101218-4	J	29.3				0.0581				11.4
CEW-51518-1		23.2				0.107				28.1
CEW-61419-4	J	10.3				0.129				26.2
DIAGHAMLIN_072318		38.1								
DIAGNORTON_072318	J	14.6				0.0388	U	2090		82.9
DIAGRORY_072318	J	16.7				0.0575		2920		51.7
DIAGSIFT_072318	J	43.9				0.0386	U	1720		47.2
DIAG-SP-061419-G	J	14				0.0747	J			5.2
DIAG-SP-HAMLIN-061419										
DIAG-SP-NORTON-061419		12.9								
DIAG-SP-RORY-061419	J	1.3				0.0826	J			162
DIAG-SP-SIFT-061419	J	19				0.057	J			163
DIAG-SP-TRENT-061419	J	1.3				0.163	J			230
DIAG-ST1-102820	J	18.2				0.0398				153
DIAGTRENT_072318	J	14.8				0.0953		4360		70.5
EJK082517-3	J	13.4				0.02488				25.9
GDN-ST1-041524	J	2				0.374				27.7
GDN-ST1-052423	J					0.729				49.7

Naphthalene ug/kg		Nitrobenzene ug/kg		N-Nitroso-Di-N-Propylamine ug/kg		N-Nitrosodiphenylamine ug/kg		Pentachlorophenol ug/kg		
SYS_SAMPLE_CODE	INTERPRETED_QUALIFIERS	RESULT_TEXT	INTERPRETED_QUALIFIERS	RESULT_TEXT	INTERPRETED_QUALIFIERS	RESULT_TEXT	INTERPRETED_QUALIFIERS	RESULT_TEXT	INTERPRETED_QUALIFIERS	RESULT_TEXT
AGP-051122-4	J	36.1	U	37.2	U	26.6	U	156	U	6310
AGP-051122-5	J	36.1	U	37.2	U	29.3	J	156	U	249
AGP-051122-6	U	36.1	U	37.2	U	26.5	U	156	U	251
AGP-102519-1	J	39.7	U	53.9	U	67.5	J	156	U	311
AGP-110821-1		36.2	U	37.2	U	26.6	UJ	156	U	631
CB108-041311		190	U	190	U	130	J	950	UJ	640
CB108-051415	U	59	U	59	U	59	U	290	U	110
CB108-060613	U	59	U	59	U	59	U	590	U	94
CB108-101807	U	190	U	950	U	190	U	950	U	390
CB202-022316	U	280	U	280	U	280	U	1400	UJ	400
CCO-031524-1		6.7	U	6.9	U	4.9	U	28.9	U	405
CCO-032524-1										
CCO-032524-2										
CCO-032524-3										
CCO-032524-4										
CCO-032524-5										
CCO-070523-2		36.1	U	37.2	U	121	J	156	U	587
CCO-070523-4	J	36.2	U	37.2	U	26.6	UJ	156	U	4030
CCO-070523-5		19	U	19.5	U	13.9	UJ	81.8	U	245
CEW-011218-1		38.2	U	51.9	U	46	U	150	U	749
CEW-011218-3		39.6	U	53.8	U	47.7	U	156	U	282
CEW-020317-01	U	15.3	U	20.8	U	18.4	U	60.3	U	206
CEW-030617-2	J	39.3	U	53.3	U	47.2	U	491	J	247
CEW-030617-3		127	U	172	U	153	U	500	U	925
CEW-031218-1		39.6	U	53.9	U	60.7	J	156	U	2270
CEW-041119-3/4	J	123	U	167	U	148	U	483	U	254
CEW-041119-5	U	7.9	U	10.8	U	9.6	U	31.3	U	7.4
CEW-073118-1	J	38.7	U	52.6	U	46.6	U	153	U	359
CEW-101218-1		7.8	U	10.6	U	9.4	U	119		113
CEW-101218-4	J	7.8	U	10.6	U	9.4	U	81.2	J	468
CEW-51518-1	J	40.1	U	54.5	U	48.3	U	158	U	170
CEW-61419-4	U	39.7	U	53.9	U	47.8	U	156	U	445
DIAGHAMLIN_072318										
DIAGNORTON_072318		23.3	U	31.6	U	28	U	91.6	U	287
DIAGRORY_072318	J	23.7	U	32.2	U	28.6	U	93.4	U	147
DIAGSIFT_072318	J	23.1	U	31.4	U	27.9	U	91.1	U	189
DIAG-SP-061419-G	U	7.9	U	10.7	U	9.5	U	30.9	U	9.6
DIAG-SP-HAMLIN-061419										
DIAG-SP-NORTON-061419										
DIAG-SP-RORY-061419		39.6	U	53.8	U	47.6	U	156	U	485
DIAG-SP-SIFT-061419		39.5	U	53.7	U	47.6	U	156	U	481
DIAG-SP-TRENT-061419		39.6	U	53.8	U	47.7	U	156	U	589
DIAG-ST1-102820		39.6	U	53.9	U	47.7	U	156	U	450
DIAGTRENT_072318		23.7	U	32.2	U	49.5	J	93.4	U	225
EJK082517-3	U	39.2	U	53.2	U	47.2	U	154	U	465
GDN-ST1-041524	J	36	UJ	37.1	UJ	26.5	UJ	156	UJ	84.5
GDN-ST1-052423	J	72.2	U	74.3	U	53.1	UJ			302

Phenanthrene ug/kg		Phenol ug/kg		Polychlorinated Biphenyls ug/kg		Pyrene ug/kg		TEQ ng/kg		
SYS_SAMPLE_CODE	INTERPRETED_QUALIFIERS	RESULT_TEXT	INTERPRETED_QUALIFIERS	RESULT_TEXT	INTERPRETED_QUALIFIERS	RESULT_TEXT	INTERPRETED_QUALIFIERS	RESULT_TEXT	INTERPRETED_QUALIFIERS	RESULT_TEXT
AGP-051122-4		145		287.1	J	8240				
AGP-051122-5		106		291	J	1530				
AGP-051122-6		21.9	U	20	U	440				
AGP-102519-1		139		196.7		625				
AGP-110821-1		786	J	267.4	J	561				
CB108-041311		690		54	J	470				12.7
CB108-051415		76	J	97		180				
CB108-060613		59	U	32		180				5.2
CB108-101807		190	U	20	J	190	U			4.5
CB202-022316		280	U	87	J	980				
CCO-031524-1		4.1	U	378		1130				
CCO-032524-1				123.5						
CCO-032524-2				98.5						
CCO-032524-3				117.7						
CCO-032524-4				121.5	J					
CCO-032524-5				95.4	U					
CCO-070523-2		957		231.5	J	1870				
CCO-070523-4		110		99.9	U	5200				
CCO-070523-5		73.9		157.6	J	860				
CEW-011218-1		124		180.9	J	876				
CEW-011218-3		193		328.8		1630				
CEW-020317-01		15.9	U	18.3	U	220				
CEW-030617-2		926		231.2	J	382				
CEW-030617-3		131	U	159	U	1530				
CEW-031218-1		638		331.8	J	5100				
CEW-041119-3/4	J	668		158		540				
CEW-041119-5	J	9.9	J	20	U	20				
CEW-073118-1		479		19.8	U	192				
CEW-101218-1		92.7		73.8		193				
CEW-101218-4		8.1	U	33		769				
CEW-51518-1		41.5	U	161.9		376				
CEW-61419-4		74.4	J	138.6		2260				
DIAGHAMLIN_072318										
DIAGNORTON_072318		88.8		125.4	J	396				
DIAGRORY_072318		72.3		103.3	J	262				
DIAGSIFT_072318		109		125		360				
DIAG-SP-061419-G	J	8.1	U	19.1	U	35.2				
DIAG-SP-HAMLIN-061419				63.9	J					
DIAG-SP-NORTON-061419										
DIAG-SP-RORY-061419		143		156.7		1250				
DIAG-SP-SIFT-061419		136		148.1	J	1330				
DIAG-SP-TRENT-061419		223		212.9		1830				
DIAG-ST1-102820		122		97.3		573				
DIAGTRENT_072318		125		242		430				
EJK082517-3		40.6	U	19.1	U	330				
GDN-ST1-041524	J	37.6	J	388	J	297	J			
GDN-ST1-052423				1112		808				

Total Fines %		Total Organic Carbon %		Very Coarse Sand %		Very Fine Sand %		Very Fine Silt %		
SYS_SAMPLE_CODE	INTERPRETED_QUALIFIERS	RESULT_TEXT	INTERPRETED_QUALIFIERS	RESULT_TEXT	INTERPRETED_QUALIFIERS	RESULT_TEXT	INTERPRETED_QUALIFIERS	RESULT_TEXT	INTERPRETED_QUALIFIERS	RESULT_TEXT
AGP-051122-4		10.7		11.3		5.2				853
AGP-051122-5		7.31		2.6		11.2				1330
AGP-051122-6		0.72		17.3		2				285
AGP-102519-1		4.62		8.7		3				1000
AGP-110821-1		8.87		5.3		2.3				792
CB108-041311		5.18		14		4.4		2		315
CB108-051415		8.89		13.7		7.3		2.1		216
CB108-060613		1.53		15.8		3.1		0.8		130
CB108-101807		2.4		22.9		1		0.4		111
CB202-022316		3.18	J	4.3		7.2				399
CCO-031524-1		2.93	J	6.9		1.2				688
CCO-032524-1										
CCO-032524-2										
CCO-032524-3										
CCO-032524-4										
CCO-032524-5										
CCO-070523-2		11.8	J	3.6		6.9				1480
CCO-070523-4		2.28		14.9		3.7				159
CCO-070523-5		23.1		2.9		12				742
CEW-011218-1		7.1	J	5.8		5.9				767
CEW-011218-3		9.1	J	4.7		7.7				489
CEW-020317-01		2.13		14.2		2				227
CEW-030617-2		3.17		2.8		4.3				434
CEW-030617-3		3.48								964
CEW-031218-1		6.74		5.5		5.8				393
CEW-041119-3/4		34.6		8.7		8.6				1050
CEW-041119-5		0.4		20.3		0.7				603
CEW-073118-1		5.18								795
CEW-101218-1		3.28		6.9		10.4				870
CEW-101218-4		3.81		9.6		7.6				169
CEW-51518-1		6.45		6.6		20.3				1410
CEW-61419-4		4.9		3.5		6.6				435
DIAGHAMLIN_072318				4.7		6.5				
DIAGNORTON_072318		4.94		1.1		8.3				322
DIAGRORY_072318		6.57		1.1		17.7				364
DIAGSIFT_072318		2.94		0.2		17.9				321
DIAG-SP-061419-G		0.52		16		0.6				377
DIAG-SP-HAMLIN-061419										
DIAG-SP-NORTON-061419				3.7		12				
DIAG-SP-RORY-061419		8.1		0.2		3.2				366
DIAG-SP-SIFT-061419		9.14		0.1		23				603
DIAG-SP-TRENT-061419		15.4		0.3		2.9				826
DIAG-ST1-102820		6.67	J	4		13.3				641
DIAGTRENT_072318		6.86		0.8		10.2				622
EJK082517-3		4.47		45.2		2.5				206
GDN-ST1-041524		12.7		0.3		5.9				1560
GDN-ST1-052423		10.1								2040

Appendix B: All Data for Prioritization

Zinc mg/kg	
SYS_SAMPLE_CODE	INTERPRETED_QUALIFIERS
AGP-051122-4	
AGP-051122-5	
AGP-051122-6	
AGP-102519-1	
AGP-110821-1	J
CB108-041311	J
CB108-051415	
CB108-060613	
CB108-101807	
CB202-022316	
CCO-031524-1	
CCO-032524-1	
CCO-032524-2	
CCO-032524-3	
CCO-032524-4	
CCO-032524-5	
CCO-070523-2	J
CCO-070523-4	J
CCO-070523-5	J
CEW-011218-1	
CEW-011218-3	
CEW-020317-01	
CEW-030617-2	
CEW-030617-3	
CEW-031218-1	
CEW-041119-3/4	
CEW-041119-5	
CEW-073118-1	
CEW-101218-1	
CEW-101218-4	
CEW-51518-1	J
CEW-61419-4	
DIAGHAMLIN_072318	
DIAGNORTON_072318	
DIAGRORY_072318	
DIAGSIFT_072318	
DIAG-SP-061419-G	J
DIAG-SP-HAMLIN-061419	
DIAG-SP-NORTON-061419	
DIAG-SP-RORY-061419	J
DIAG-SP-SIFT-061419	J
DIAG-SP-TRENT-061419	J
DIAG-ST1-102820	
DIAGTRENT_072318	
EJK082517-3	
GDN-ST1-041524	
GDN-ST1-052423	

SYS_SAMPLE_CODE	SYS_LOC_CO DE	X_COORD	Y_COORD	SAMPLE_DATE	Loc_Group_Code	LOC_DESC
GRABST1-032207	ST1	1268420.845	209048.792	3/22/2007	Diagonal Ave S CSO/SD	E Marginal Wy and S Oregon St
GRABST2-032207	ST2	1272836.858	211846.874	3/22/2007	Diagonal Ave S CSO/SD	Airport Wy S and S Spokane St (I-5 SB RP)
HPST4-041117	HP-ST4	1267618.042	200796.203	4/11/2017	Highland Park Wy SW SD	Northwest corner of W Marginal and Highland Pk Wy
HP-ST4-041718	HP-ST4	1267618.042	200796.203	4/17/2018	Highland Park Wy SW SD	Northwest corner of W Marginal and Highland Pk Wy
HP-ST4-041919	HP-ST4	1267618.042	200796.203	4/19/2019	Highland Park Wy SW SD	Northwest corner of W Marginal and Highland Pk Wy
HP-ST4-042022	HP-ST4	1267618.042	200796.203	4/20/2022	Highland Park Wy SW SD	Northwest corner of W Marginal and Highland Pk Wy
HP-ST4-050323	HP-ST4	1267618.042	200796.203	5/3/2023	Highland Park Wy SW SD	Northwest corner of W Marginal and Highland Pk Wy
HP-ST4-051016	HP-ST4	1267618.042	200796.203	5/10/2016	Highland Park Wy SW SD	Northwest corner of W Marginal and Highland Pk Wy
HP-ST6-041818	HP-ST6	1268086.32	200870.8	4/18/2018	Highland Park Wy SW SD	SW Michigan St just east of W Marginal Wy S
HP-ST6-041818-G	HP-ST6	1268086.32	200870.8	4/18/2018	Highland Park Wy SW SD	SW Michigan St just east of W Marginal Wy S
HP-ST6-041919	HP-ST6	1268086.32	200870.8	4/19/2019	Highland Park Wy SW SD	SW Michigan St just east of W Marginal Wy S
HP-ST6-041919-G	HP-ST6	1268086.32	200870.8	4/19/2019	Highland Park Wy SW SD	SW Michigan St just east of W Marginal Wy S
HP-ST6-042022	HP-ST6	1268086.32	200870.8	4/20/2022	Highland Park Wy SW SD	SW Michigan St just east of W Marginal Wy S
HP-ST6-042022-G	HP-ST6	1268086.32	200870.8	4/20/2022	Highland Park Wy SW SD	SW Michigan St just east of W Marginal Wy S
HP-ST6-042717	HP-ST6	1268086.32	200870.8	4/27/2017	Highland Park Wy SW SD	SW Michigan St just east of W Marginal Wy S
HP-ST6-042717-G	HP-ST6	1268086.32	200870.8	4/27/2017	Highland Park Wy SW SD	SW Michigan St just east of W Marginal Wy S
HP-ST6-050323	HP-ST6	1268086.32	200870.8	5/3/2023	Highland Park Wy SW SD	SW Michigan St just east of W Marginal Wy S
HP-ST6-051016	HP-ST6	1268086.32	200870.8	5/10/2016	Highland Park Wy SW SD	SW Michigan St just east of W Marginal Wy S
HP-ST6-101520-G	HP-ST6	1268086.32	200870.8	10/15/2020	Highland Park Wy SW SD	SW Michigan St just east of W Marginal Wy S
HZ-013123-1	RCB381	1275347.31	195227.01	1/31/2023	17th Ave S SD	RCB at swale at the SW corner of DALLAS AVE S/S DONOVAN ST, west side of DALLAS AVE S
HZ-013123-10	RCB388	1274871.98	195384.86	1/31/2023	17th Ave S SD	RCB south of 1445 S CLOVERDALE ST, in the alley, west side of 16TH AVE S
HZ-013123-11	RCB389	1274886.95	195456.82	1/31/2023	17th Ave S SD	RCB at swale at the west side of 16TH AVE S, 50' south of S CLOVERDALE ST
HZ-013123-15	MH83	1274909.67	195679.72	1/31/2023	17th Ave S SD	MH at 16TH AVE S/DALLAS AVE S
HZ-013123-16	RCB390	1274958	195654.15	1/31/2023	17th Ave S SD	RCB southeast of 16TH AVE S/DALLAS AVE S, south side of DALLAS AVE S
HZ-013123-2	RCB382	1275320.37	195303.27	1/31/2023	17th Ave S SD	RCB at swale at 8661 DALLAS AVE S, west side of DALLAS AVE S
HZ-013123-3	MH82	1275266.09	195442.4	1/31/2023	17th Ave S SD	MH in the middle of DALLAS AVE S, 160ft SW of 17TH AVE S/DALLAS AVE S intersection
HZ-013123-4	RCB383	1275209.87	195494.53	1/31/2023	17th Ave S SD	RCB at swale at the SE corner 8602 17TH AVE S, west side of DALLAS AVE S
HZ-013123-5	RCB384	1275186.3	195524.29	1/31/2023	17th Ave S SD	RCB at swale at 8602 17TH AVE S, at 17TH AVE S/DALLAS AVE S
HZ-013123-6	RCB385	1275181.49	195393.42	1/31/2023	17th Ave S SD	RCB at swale at SE corner 8609 17TH AVE S, east side of 17TH AVE S
HZ-013123-8	RCB386	1274917.65	195293.43	1/31/2023	17th Ave S SD	RCB at the NE corner of S DONOVAN ST/16TH AVE S, east side of 16TH AVE S
HZ-013123-9	RCB387	1274885.14	195296.6	1/31/2023	17th Ave S SD	RCB at the NW corner of S DONOVAN ST/16TH AVE S, west side of 16TH AVE S
HZ-052522-3	MH78	1269969.45	210824.03	5/25/2022	Diagonal Ave S CSO/SD	Inline at 1st Ave S, between S Andover St and S Dakota St
HZ-052522-4	RCB372	1269995.35	210518.98	5/25/2022	Diagonal Ave S CSO/SD	Roadway CB north of Crosscut Hardwoods, on 1st Ave S/ S Dakota St
HZ-052522-6	RCB215	1271719.827	208227.714	5/25/2022	Diagonal Ave S CSO/SD	6th Ave S south of S Alaska St
ID-ST1-030823	ID-ST1	1264220.163	206583.525	3/8/2023	SW Idaho St SD	18th Ave SW and S Hudson St
ID-ST1-041117	ID-ST1	1264220.163	206583.525	4/11/2017	SW Idaho St SD	18th Ave SW and S Hudson St
ID-ST1-041519	ID-ST1	1264220.163	206583.525	4/15/2019	SW Idaho St SD	18th Ave SW and S Hudson St
ID-ST1-041524	ID-ST1	1264220.163	206583.525	4/15/2024	SW Idaho St SD	18th Ave SW and S Hudson St
ID-ST1-041713	ID-ST1	1264220.163	206583.525	4/17/2013	SW Idaho St SD	18th Ave SW and S Hudson St
ID-ST1-041818	ID-ST1	1264220.163	206583.525	4/18/2018	SW Idaho St SD	18th Ave SW and S Hudson St
ID-ST1-042022	ID-ST1	1264220.163	206583.525	4/20/2022	SW Idaho St SD	18th Ave SW and S Hudson St
ID-ST1-051116	ID-ST1	1264220.163	206583.525	5/11/2016	SW Idaho St SD	18th Ave SW and S Hudson St
IDST1-051914	ID-ST1	1264220.163	206583.525	5/19/2014	SW Idaho St SD	18th Ave SW and S Hudson St
IDST1-052115	ID-ST1	1264220.163	206583.525	5/21/2015	SW Idaho St SD	18th Ave SW and S Hudson St
IDST2-041117	ID-ST2	1265352.84	209905.6	4/11/2017	SW Idaho St SD	SW Idaho St just east of W Marginal Wy S
ID-ST2-041713	ID-ST2	1265352.84	209905.6	4/17/2013	SW Idaho St SD	SW Idaho St just east of W Marginal Wy S
ID-ST2-041918	ID-ST2	1265352.84	209905.6	4/19/2018	SW Idaho St SD	SW Idaho St just east of W Marginal Wy S

CHEMICAL_NAME RESULT_UNIT			>10 Phi Clay %	1,2,4-Trichlorobenzene ug/kg	1,2-Dichlorobenzene ug/kg	1,3-Dichlorobenzene ug/kg	1,4
SYS_SAMPLE_CODE	SAMPLE_METHOD	LOC_MAJ OR_BASI N	RESULT_TEXT INTERPRETED_QUALIFIERS	RESULT_TEXT INTERPRETED_QUALIFIERS	RESULT_TEXT INTERPRETED_QUALIFIERS	RESULT_TEXT INTERPRETED_QUALIFIERS	RESULT_TEXT
GRABST1-032207	Grab-Manual	MS4	3.6	20 U	20 U	20 U	13
GRABST2-032207	Grab-Manual	MS4	0.2	20 U	20 U	20 U	20
HPST4-041117	SedTrap	MS4		28 U	21.9 U	23.8 U	20.6
HP-ST4-041718	SedTrap	MS4		28.2 U	22.1 U	24 U	20.8
HP-ST4-041919	SedTrap	MS4		29.7 UJ	23.2 UJ	25.3 UJ	21.9
HP-ST4-042022	SedTrap	MS4		17.8 U	11.8 U	15.6 U	15.7
HP-ST4-050323	SedTrap	MS4		3.6 U	2.4 J	3.1 U	3.1
HP-ST4-051016	SedTrap	MS4		60 U	60 U	60 U	60
HP-ST6-041818	SedTrap	MS4		29 U	22.7 U	24.7 U	21.4
HP-ST6-041818-G	Grab-Manual	MS4		29.6 U	23.1 U	25.2 U	21.8
HP-ST6-041919	SedTrap	MS4		29.8 UJ	23.3 UJ	25.3 UJ	21.9
HP-ST6-041919-G	Grab-Manual	MS4		5.8 U	4.6 U	5 U	18
HP-ST6-042022	SedTrap	MS4		10.7 U	7.1 U	9.4 U	9.4
HP-ST6-042022-G	Grab-Manual	MS4		10.7 U	7.1 U	9.4 U	16
HP-ST6-042717	SedTrap	MS4		29.5 U	23 U	25.1 U	21.7
HP-ST6-042717-G	Grab-Manual	MS4		28.7 U	22.4 U	24.4 U	21.1
HP-ST6-050323	SedTrap	MS4		3.6 U	2.4 U	3.1 U	7
HP-ST6-051016	SedTrap	MS4		120 U	120 U	120 U	120
HP-ST6-101520-G	SedTrap	MS4		29.8 U	23.3 U	25.3 U	21.9
HZ-013123-1	Grab-Manual	MS4					
HZ-013123-10	Grab-Manual	MS4					
HZ-013123-11	Grab-Manual	MS4					
HZ-013123-15	Grab-Manual	MS4					
HZ-013123-16	Grab-Manual	MS4					
HZ-013123-2	Grab-Manual	MS4					
HZ-013123-3	Grab-Manual	MS4					
HZ-013123-4	Grab-Manual	MS4					
HZ-013123-5	Grab-Manual	MS4					
HZ-013123-6	Grab-Manual	MS4					
HZ-013123-8	Grab-Manual	MS4					
HZ-013123-9	Grab-Manual	MS4					
HZ-052522-3	Grab-Manual	MS4		17.9 U	11.9 U	15.7 U	15.7
HZ-052522-4	Grab-Manual	MS4		17.8 U	11.8 U	15.6 U	15.7
HZ-052522-6	Grab-Manual	MS4		3.5 U	2.3 U	3.1 U	3.1
ID-ST1-030823	SedTrap	MS4		28.9 U	19.2 U	25.3 U	25.4
ID-ST1-041117	SedTrap	MS4		29.4 U	23 U	25 U	21.7
ID-ST1-041519	SedTrap	MS4		149 UJ	116 UJ	126 UJ	109
ID-ST1-041524	SedTrap	MS4		107 U	77.5 U	39.5 U	80.2
ID-ST1-041713	SedTrap	MS4		160 U	160 U	160 U	160
ID-ST1-041818	SedTrap	MS4		49.4 U	38.6 U	42.1 U	36.4
ID-ST1-042022	SedTrap	MS4		17.8 U	11.8 U	15.6 U	15.7
ID-ST1-051116	SedTrap	MS4		140 U	140 U	140 U	140
IDST1-051914	SedTrap	MS4	37 UJ	190 U	190 U	190 U	190
IDST1-052115	SedTrap	MS4					
IDST2-041117	SedTrap	MS4		5.6 U	4.4 U	4.8 U	4.2
ID-ST2-041713	SedTrap	MS4	3	20 U	20 U	20 U	20
ID-ST2-041918	SedTrap	MS4		5.6 U	4.4 U	4.8 U	4.2

Dichlorobenzene ug/kg		1-Methylnaphthalene ug/kg		2,2'-Oxybis(1-chloropropane) ug/kg		2,4,5-Trichlorophenol ug/kg		2,4,6-Trichlorophenol ug/kg		2,4
SYS_SAMPLE_CODE	INTERPRETED_QUALIFIERS	RESULT_TEXT	INTERPRETED_QUALIFIERS	RESULT_TEXT	INTERPRETED_QUALIFIERS	RESULT_TEXT	INTERPRETED_QUALIFIERS	RESULT_TEXT	INTERPRETED_QUALIFIERS	RESULT_TEXT
GRABST1-032207	J			20	U	100	U	100	U	100
GRABST2-032207	U			20	U	98	U	98	U	98
HPST4-041117	U	28	U	26.7	U	126	U	119	U	150
HP-ST4-041718	U	28.2	U	26.8	U	127	U	120	U	151
HP-ST4-041919	UJ	29.7	UJ	28.3	UJ	134	UJ	127	UJ	160
HP-ST4-042022	U	26.3	U	16.8	U	129	U	44.9	U	76.6
HP-ST4-050323	U	14.9	J	3.4	U	25.7	U	9	U	15.3
HP-ST4-051016	U	60	U	60	U	300	U	300	U	300
HP-ST6-041818	U	29	U	27.6	U	131	U	124	U	156
HP-ST6-041818-G	U	29.5	U	28.2	U	134	U	126	U	159
HP-ST6-041919	UJ	29.7	UJ	28.3	UJ	134	UJ	127	UJ	160
HP-ST6-041919-G	J	20.4		5.6	U	26.4	U	24.9	U	31.4
HP-ST6-042022	U	15.8	U	435		77.2	U	26.9	U	45.9
HP-ST6-042022-G	J	15.8	U	10.1	U	77.1	U	26.9	U	45.9
HP-ST6-042717	U	29.4	U	28	U	133	U	126	U	158
HP-ST6-042717-G	U	28.7	U	27.3	U	130	U	122	U	154
HP-ST6-050323	J	66.6		3.4	U	25.7	U	9	U	15.3
HP-ST6-051016	U	120	U	120	U	590	U	590	U	590
HP-ST6-101520-G	U	29.7	U	28.3	U	134	U	127	U	160
HZ-013123-1										
HZ-013123-10										
HZ-013123-11										
HZ-013123-15										
HZ-013123-16										
HZ-013123-2										
HZ-013123-3										
HZ-013123-4										
HZ-013123-5										
HZ-013123-6										
HZ-013123-8										
HZ-013123-9										
HZ-052522-3	U	27.4	J	16.9	U	129	U	44.9	U	76.6
HZ-052522-4	U	29.4	J	16.8	U	129	U	44.9	U	76.6
HZ-052522-6	U	5.2	U	3.3	U	25.5	U	8.9	U	15.2
ID-ST1-030823	U	47.2	J	27.3	U	208	U	72.6	U	124
ID-ST1-041117	U	29.4	U	28	U	133	U	125	U	158
ID-ST1-041519	UJ	148	UJ	141	UJ	670	UJ	633	UJ	797
ID-ST1-041524	U	66.4	U	42.5	U	325	U	113	U	193
ID-ST1-041713	U	160	U	160	U	820	U	820	U	1600
ID-ST1-041818	U	49.3	U	47	U	223	U	211	U	265
ID-ST1-042022	U	26.3	U	16.8	U	129	U	44.9	U	76.6
ID-ST1-051116	U	140	U	140	U	700	U	700	U	700
IDST1-051914	U	190	U	190	U	950	U	950	U	950
IDST1-052115										
IDST2-041117	U	5.6	U	5.4	U	25.5	U	24.1	U	30.3
ID-ST2-041713	U	20	U	20	U	100	U	100	U	200
ID-ST2-041918	U	5.6	U	5.4	U	25.4	U	24	U	30.3

Appendix B: All Data for Prioritization

l-Dichlorophenol ug/kg		2,4-Dimethylphenol ug/kg		2,4-Dinitrophenol ug/kg		2,4-Dinitrotoluene ug/kg		2,6-Dinitrotoluene ug/kg		2-C
SYS_SAMPLE_CODE	INTERPRETED_QUALIFIERS	RESULT_TEXT	INTERPRETED_QUALIFIERS	RESULT_TEXT	INTERPRETED_QUALIFIERS	RESULT_TEXT	INTERPRETED_QUALIFIERS	RESULT_TEXT	INTERPRETED_QUALIFIERS	RESULT_TEXT
GRABST1-032207	U	20	U	200	U	100	U	100	U	20
GRABST2-032207	U	20	U	200	U	98	U	98	U	20
HPST4-041117	U	126	UJ	194	U	108	U	126	U	20.9
HP-ST4-041718	U	127	U	195	U	108	U	126	U	21
HP-ST4-041919	UJ	134	UJ	206	UJ	114	UJ	133	UJ	22.1
HP-ST4-042022	U	18.9	U	169	U	81	U	102	U	39.8
HP-ST4-050323	U	3.8	U	33.8	U	16.2	U	20.4	U	7.9
HP-ST4-051016	U	300	U	600	U	300	U	300	U	60
HP-ST6-041818	U	131	U	201	U	112	U	130	U	21.6
HP-ST6-041818-G	U	133	U	205	U	114	U	133	U	22
HP-ST6-041919	UJ	134	UJ	206	UJ	114	UJ	133	UJ	22.2
HP-ST6-041919-G	U	26.3	U	40.5	U	22.4	U	26.2	U	4.4
HP-ST6-042022	U	11.3	U	101	U	48.6	U	61.4	U	23.9
HP-ST6-042022-G	U	11.3	U	101	U	48.6	U	61.3	U	23.8
HP-ST6-042717	U	132	U	204	U	113	U	132	U	21.9
HP-ST6-042717-G	U	129	UJ	199	U	110	U	129	U	21.4
HP-ST6-050323	U	3.8	U	33.8	U	16.2	U	20.4	U	7.9
HP-ST6-051016	U	590	U	1200	U	590	U	590	U	120
HP-ST6-101520-G	U	134	U	206	U	114	U	133	U	22.2
HZ-013123-1										
HZ-013123-10										
HZ-013123-11										
HZ-013123-15										
HZ-013123-16										
HZ-013123-2										
HZ-013123-3										
HZ-013123-4										
HZ-013123-5										
HZ-013123-6										
HZ-013123-8										
HZ-013123-9										
HZ-052522-3	U	18.9	U	169	U	81.1	U	102	U	39.8
HZ-052522-4	U	18.9	U	169	U	81	U	102	U	39.8
HZ-052522-6	U	3.7	U	33.5	U	16.1	U	20.3	U	7.9
ID-ST1-030823	U	30.6	U	274	U	131	U	166	U	64.4
ID-ST1-041117	U	132	UJ	204	U	113	U	132	U	21.9
ID-ST1-041519	UJ	668	UJ	1030	UJ	571	UJ	665	UJ	111
ID-ST1-041524	U	113	U	427	U	205	U	258	U	100
ID-ST1-041713	U	330	U	7000	U	820	U	820	U	160
ID-ST1-041818	U	222	U	343	U	190	U	221	U	36.8
ID-ST1-042022	U	18.9	U	169	U	81	U	102	U	39.8
ID-ST1-051116	U	700	U	1400	U	700	U	700	U	140
IDST1-051914	U	950	U	1900	U	950	U	950	U	190
IDST1-052115										
IDST2-041117	U	25.4	UJ	39.1	U	21.7	U	25.3	U	4.2
ID-ST2-041713	U	40	U	850	U	100	U	100	U	20
ID-ST2-041918	U	25.4	U	39.1	U	21.7	U	25.3	U	4.2

nloronaphthalene ug/kg		2-Chlorophenol ug/kg		2-Methylnaphthalene ug/kg		2-Methylphenol ug/kg		2-Nitroaniline ug/kg		
SYS_SAMPLE_CODE	INTERPRETED_QUALIFIERS	RESULT_TEXT	INTERPRETED_QUALIFIERS	RESULT_TEXT	INTERPRETED_QUALIFIERS	RESULT_TEXT	INTERPRETED_QUALIFIERS	RESULT_TEXT	INTERPRETED_QUALIFIERS	RESULT_TEXT
GRABST1-032207	U	20	U	20	U	20	U	100	U	100
GRABST2-032207	U	20	U	20	U	20	U	98	U	98
HPST4-041117	U	30.4	U	26.7	U	36.9	U	142	U	32.5
HP-ST4-041718	U	30.6	U	26.8	U	37.1	U	143	U	32.8
HP-ST4-041919	UJ	32.3	UJ	28.3	UJ	39.1	UJ	151	UJ	34.5
HP-ST4-042022	U	69.2	U	22.5	U	33.3	U	82.1	U	24.3
HP-ST4-050323	U	13.8	U	22.7		35.9		16.4	U	4.9
HP-ST4-051016	U	60	U	60	U	60	U	300	U	60
HP-ST6-041818	U	31.5	U	27.6	U	38.2	U	147	U	33.7
HP-ST6-041818-G	U	32.1	U	28.2	U	38.9	U	150	U	34.4
HP-ST6-041919	UJ	32.3	UJ	30	J	39.2	UJ	151	UJ	34.6
HP-ST6-041919-G	U	6.3	U	24.7		48.5		29.6	U	6.8
HP-ST6-042022	U	41.5	U	16.3	J	20	U	49.2	U	14.6
HP-ST6-042022-G	U	41.5	U	13.5	U	19.9	U	49.2	U	14.6
HP-ST6-042717	U	32	U	36.5	J	38.7	U	149	UJ	34.2
HP-ST6-042717-G	U	31.2	U	27.3	U	37.8	U	145	UJ	33.3
HP-ST6-050323	U	13.8	U	83.7		8	J	16.4	U	4.9
HP-ST6-051016	U	120	U	120	U	120	U	590	U	120
HP-ST6-101520-G	U	32.3	U	28.3	U	39.2	U	151	U	34.6
HZ-013123-1										
HZ-013123-10										
HZ-013123-11										
HZ-013123-15										
HZ-013123-16										
HZ-013123-2										
HZ-013123-3										
HZ-013123-4										
HZ-013123-5										
HZ-013123-6										
HZ-013123-8										
HZ-013123-9										
HZ-052522-3	U	69.3	U	34.7	J	33.3	U	82.1	U	24.3
HZ-052522-4	U	69.2	U	69.5	J	33.3	U	82.1	U	24.3
HZ-052522-6	U	13.7	U	5.6	J	6.6	U	16.3	U	4.8
ID-ST1-030823	U	112	U	42.6	J	53.9	U	133	U	39.3
ID-ST1-041117	U	31.9	U	28	U	38.7	U	149	U	34.1
ID-ST1-041519	UJ	161	UJ	141	UJ	195	UJ	753	UJ	172
ID-ST1-041524	U	175	U	56.9	U	84	U	207	U	61.3
ID-ST1-041713	U	160	U	160	U	160	U	820	U	820
ID-ST1-041818	U	53.7	U	47	U	65	U	250	U	57.4
ID-ST1-042022	U	69.2	U	22.5	U	33.3	U	82.1	U	24.3
ID-ST1-051116	U	140	U	140	U	140	U	700	U	140
IDST1-051914	U	190	U	190	U	190	U	950	U	190
IDST1-052115										
IDST2-041117	U	6.1	U	5.4	U	7.4	U	28.6	U	6.6
ID-ST2-041713	U	20	U	20	U	20	U	100	U	100
ID-ST2-041918	U	6.1	U	5.4	U	7.4	U	28.6	U	6.5

2-Nitrophenol ug/kg		3,3'-Dichlorobenzidine ug/kg		3-Nitroaniline ug/kg		4,6-Dinitro-2-Methylphenol ug/kg		4-Bromophenyl Phenyl Ether ug/kg		4-Chloro
SYS_SAMPLE_CODE	INTERPRETED_QUALIFIERS	RESULT_TEXT	INTERPRETED_QUALIFIERS	RESULT_TEXT	INTERPRETED_QUALIFIERS	RESULT_TEXT	INTERPRETED_QUALIFIERS	RESULT_TEXT	INTERPRETED_QUALIFIERS	RESULT_TEXT
GRABST1-032207	U	100	U	100	U	200	U	20	U	100
GRABST2-032207	U	98	U	98	U	200	U	20	U	98
HPST4-041117	U	147	U	177	U	237	U	28.5	U	136
HP-ST4-041718	U	148	U	178	U	239	U	28.7	U	137
HP-ST4-041919	UJ	156	UJ	188	UJ	252	UJ	30.3	UJ	144
HP-ST4-042022	U	35.4	U	111	U	190	U	85	U	62
HP-ST4-050323	U	7.1	U	22.2	U	37.9	U	17	U	12.4
HP-ST4-051016	U	300	UJ	300	U	600	U	60	U	300
HP-ST6-041818	U	152	U	184	U	246	U	29.6	U	141
HP-ST6-041818-G	U	155	U	187	U	251	U	30.1	U	143
HP-ST6-041919	UJ	156	UJ	188	UJ	252	UJ	30.3	UJ	144
HP-ST6-041919-G	U	30.6	U	36.9	U	49.5	U	5.9	U	28.3
HP-ST6-042022	U	21.3	U	66.7	U	114	U	51	U	37.2
HP-ST6-042022-G	U	21.2	U	66.7	U	114	U	51	U	37.2
HP-ST6-042717	U	154	U	186	U	250	U	30	U	143
HP-ST6-042717-G	U	150	UJ	182	U	243	U	29.2	U	139
HP-ST6-050323	U	7.1	U	22.2	U	37.9	U	17	U	12.4
HP-ST6-051016	U	590	UJ	590	U	1200	U	120	U	590
HP-ST6-101520-G	U	156	U	188	U	252	U	30.3	U	144
HZ-013123-1										
HZ-013123-10										
HZ-013123-11										
HZ-013123-15										
HZ-013123-16										
HZ-013123-2										
HZ-013123-3										
HZ-013123-4										
HZ-013123-5										
HZ-013123-6										
HZ-013123-8										
HZ-013123-9										
HZ-052522-3	U	35.5	U	111	U	190	U	85.1	U	62.1
HZ-052522-4	U	35.4	U	111	U	190	U	85	U	62
HZ-052522-6	U	7	U	22.1	U	37.7	U	16.9	U	12.3
ID-ST1-030823	U	57.4	U	180	U	307	U	138	U	100
ID-ST1-041117	U	154	U	186	U	249	U	29.9	U	143
ID-ST1-041519	UJ	777	UJ	939	UJ	1260	UJ	151	UJ	720
ID-ST1-041524	U	89.4	U	281	U	479	U	215	U	157
ID-ST1-041713	U	1200	U	820	U	1600	U	160	U	820
ID-ST1-041818	U	259	U	313	U	419	U	50.3	U	240
ID-ST1-042022	U	35.4	U	111	U	190	U	85	U	62
ID-ST1-051116	U	700	U	700	U	1400	U	140	U	700
IDST1-051914	U	950	U	950	U	1900	U	190	U	950
IDST1-052115										
IDST2-041117	U	29.5	U	35.7	U	47.8	U	5.7	U	27.4
ID-ST2-041713	U	150	U	100	U	200	U	20	U	100
ID-ST2-041918	U	29.5	U	35.7	U	47.8	U	5.7	U	27.3

o-3-Methylphenol ug/kg		4-Chloroaniline ug/kg		4-Chlorophenyl Phenylether ug/kg		4-Methylphenol ug/kg		4-Nitroaniline ug/kg		
SYS_SAMPLE_CODE	INTERPRETED_QUALIFIERS	RESULT_TEXT	INTERPRETED_QUALIFIERS	RESULT_TEXT	INTERPRETED_QUALIFIERS	RESULT_TEXT	INTERPRETED_QUALIFIERS	RESULT_TEXT	INTERPRETED_QUALIFIERS	RESULT_TEXT
GRABST1-032207	U	100	U	20	U	20	U	100	U	100
GRABST2-032207	U	98	U	20	U	20	U	98	U	98
HPST4-041117	U	158	U	32.7	U	704		164	U	209
HP-ST4-041718	U	160	U	32.9	U	323		165	U	210
HP-ST4-041919	UJ	168	UJ	34.7	UJ	73.3	UJ	174	UJ	221
HP-ST4-042022	U	41.9	U	95.7	U	69.9	J	147	U	163
HP-ST4-050323	U	8.4	U	19.1	U	565		29.4	U	32.6
HP-ST4-051016	U	300	U	60	U	900		300	U	300
HP-ST6-041818	U	164	U	33.9	U	82.6	J	170	U	216
HP-ST6-041818-G	U	167	U	34.6	U	73	U	173	U	220
HP-ST6-041919	UJ	168	UJ	34.8	UJ	99.3	J	174	UJ	222
HP-ST6-041919-G	U	33	U	6.8	U	104		34.2	U	43.5
HP-ST6-042022	U	25.1	U	57.4	U	66		88.2	U	97.9
HP-ST6-042022-G	U	25.1	U	57.4	U	22.1	U	88.1	U	97.8
HP-ST6-042717	U	167	U	34.4	U	80.7	J	172	UJ	219
HP-ST6-042717-G	U	162	U	33.5	U	70.8	U	168	U	214
HP-ST6-050323	U	8.4	U	19.1	U	56.1		29.4	U	32.6
HP-ST6-051016	U	590	U	120	U	120		590	U	590
HP-ST6-101520-G	U	168	U	34.8	U	73.5	U	174	U	222
HZ-013123-1										
HZ-013123-10										
HZ-013123-11										
HZ-013123-15										
HZ-013123-16										
HZ-013123-2										
HZ-013123-3										
HZ-013123-4										
HZ-013123-5										
HZ-013123-6										
HZ-013123-8										
HZ-013123-9										
HZ-052522-3	U	41.9	U	95.8	U	48.6	J	147	U	163
HZ-052522-4	U	41.9	U	95.7	U	164		147	U	163
HZ-052522-6	U	8.3	U	19	U	119		29.2	U	32.4
ID-ST1-030823	U	67.8	U	155	U	720		238	U	264
ID-ST1-041117	U	166	U	34.3	U	1780		172	U	219
ID-ST1-041519	UJ	840	UJ	173	UJ	2580	J	870	UJ	1110
ID-ST1-041524	U	332	U	242	U	710		371	U	412
ID-ST1-041713	U	2200	U	160	U	3200		820	U	820
ID-ST1-041818	U	280	U	57.7	U	515		289	U	368
ID-ST1-042022	U	41.9	U	95.7	U	439		147	U	163
ID-ST1-051116	U	700	U	140	U	1300		700	U	700
IDST1-051914	U	950	UJ	190	U	3000		950	U	950
IDST1-052115										
IDST2-041117	U	31.9	U	6.6	U	13.9	U	33.1	U	42.1
ID-ST2-041713	U	270	U	20	U	25		100	U	100
ID-ST2-041918	U	31.9	U	6.6	U	28		33	U	42

4-Nitrophenol ug/kg		8-9 Phi Clay %		9-10 Phi Clay %		Acenaphthene ug/kg		Acenaphthylene ug/kg		
SYS_SAMPLE_CODE	INTERPRETED_QUALIFIERS	RESULT_TEXT	INTERPRETED_QUALIFIERS	RESULT_TEXT	INTERPRETED_QUALIFIERS	RESULT_TEXT	INTERPRETED_QUALIFIERS	RESULT_TEXT	INTERPRETED_QUALIFIERS	RESULT_TEXT
GRABST1-032207	U	4		3.3		40		20	U	200
GRABST2-032207	U	0.3		0.3		20	U	20	U	20
HPST4-041117	U					24.1	U	22.4	U	46.6
HP-ST4-041718	U					24.3	U	22.6	U	28.1
HP-ST4-041919	UJ					25.6	UJ	23.8	UJ	29.6
HP-ST4-042022	U					26.1	U	31.2	U	35.9
HP-ST4-050323	U					9.2	J	6.2	U	13.6
HP-ST4-051016	U					60	U	60	U	60
HP-ST6-041818	U					152		23.2	U	76.5
HP-ST6-041818-G	U					171		36.9	J	134
HP-ST6-041919	UJ					127	J	23.8	UJ	85
HP-ST6-041919-G	U					168		4.7	U	102
HP-ST6-042022	U					73.1		18.7	U	57.9
HP-ST6-042022-G	U					36.4	J	18.7	U	31.8
HP-ST6-042717	U					137		23.6	U	79.8
HP-ST6-042717-G	U					104		23	U	50.5
HP-ST6-050323	U					123		22.2		132
HP-ST6-051016	U					160		120	U	110
HP-ST6-101520-G	U					128		24.2	J	182
HZ-013123-1										
HZ-013123-10										
HZ-013123-11										
HZ-013123-15										
HZ-013123-16										
HZ-013123-2										
HZ-013123-3										
HZ-013123-4										
HZ-013123-5										
HZ-013123-6										
HZ-013123-8										
HZ-013123-9										
HZ-052522-3	U					36.4	J	31.2	U	64.2
HZ-052522-4	U					26.1	U	31.2	U	61
HZ-052522-6	U					5.2	U	6.2	U	7.1
ID-ST1-030823	U					190		50.5	U	297
ID-ST1-041117	U					25.3	U	23.5	U	110
ID-ST1-041519	UJ					128	UJ	119	UJ	148
ID-ST1-041524	U					123	J	78.7	U	253
ID-ST1-041713	U					160	U	160	U	90
ID-ST1-041818	U					42.5	U	39.6	U	106
ID-ST1-042022	U					53.3	J	31.2	U	89.2
ID-ST1-051116	U					140	U	140	U	42
IDST1-051914	U	37	UJ	37	UJ	190	U	190	U	190
IDST1-052115										
IDST2-041117	U					8	J	4.5	U	8.7
ID-ST2-041713	U	2.4		1.9		15	J	20	U	23
ID-ST2-041918	U					4.9	U	4.5	U	8.9

Anthracene ug/kg		Aroclor 1016 ug/kg		Aroclor 1221 ug/kg		Aroclor 1232 ug/kg		Aroclor 1242 ug/kg		
SYS_SAMPLE_CODE	INTERPRETED_QUALIFIERS	RESULT_TEXT	INTERPRETED_QUALIFIERS	RESULT_TEXT	INTERPRETED_QUALIFIERS	RESULT_TEXT	INTERPRETED_QUALIFIERS	RESULT_TEXT	INTERPRETED_QUALIFIERS	RESULT_TEXT
GRABST1-032207		20	U	20	U	20	U	20	U	20
GRABST2-032207	U	19	U	19	U	19	U	19	U	19
HPST4-041117	J	7.5	U	7.5	U	7.5	U	7.5	U	7.5
HP-ST4-041718	U	18.9	U	18.9	U	18.9	U	18.9	U	18.9
HP-ST4-041919	UJ	19.9	U	19.9	U	19.9	U	19.9	U	19.9
HP-ST4-042022	U	20	U	20	U	20	U	20	U	20
HP-ST4-050323	J	20	U	20	U	20	U	20	U	20
HP-ST4-051016	U	18	U	18	U	18	U	18	U	18
HP-ST6-041818	J	19.4	U	19.4	U	19.4	U	19.4	U	99.8
HP-ST6-041818-G		19.2	U	19.2	U	19.2	U	19.2	U	88.3
HP-ST6-041919	J	20	U	20	U	20	U	20	U	45.7
HP-ST6-041919-G		19.6	U	19.6	U	19.6	U	19.6	U	19.6
HP-ST6-042022	J	20	U	20	U	20	U	20	U	68.9
HP-ST6-042022-G	J	20	U	20	U	20	U	20	U	82.2
HP-ST6-042717	J	19.6	U	19.6	U	19.6	U	19.6	U	81.8
HP-ST6-042717-G	J	19.3	U	19.3	U	19.3	U	19.3	U	133
HP-ST6-050323		99.8	U	99.8	U	99.8	U	99.8	U	99.8
HP-ST6-051016	J	19	U	19	U	19	U	19	U	140
HP-ST6-101520-G		19.9	U	19.9	U	19.9	U	19.9	U	55.3
HZ-013123-1		35.9	UJ	35.9	UJ	35.9	UJ	35.9	UJ	35.9
HZ-013123-10		19.6	UJ	19.6	UJ	19.6	UJ	19.6	UJ	19.6
HZ-013123-11		57.3	UJ	57.3	UJ	57.3	UJ	57.3	UJ	57.3
HZ-013123-15		120	U	120	U	120	U	120	U	120
HZ-013123-16		51.6	UJ	51.6	UJ	51.6	UJ	51.6	UJ	51.6
HZ-013123-2		19.8	U	19.8	U	19.8	U	19.8	U	19.8
HZ-013123-3		19.7	U	19.7	U	19.7	U	19.7	U	19.7
HZ-013123-4		28.3	U	28.3	U	28.3	U	28.3	U	28.3
HZ-013123-5		20	U	20	U	20	U	20	U	20
HZ-013123-6		74.8	UJ	74.8	UJ	74.8	UJ	74.8	UJ	74.8
HZ-013123-8		19.9	UJ	19.9	UJ	19.9	UJ	19.9	UJ	19.9
HZ-013123-9		89.6	U	89.6	U	89.6	U	89.6	U	89.6
HZ-052522-3	J	20	U	20	U	20	U	20	U	33.2
HZ-052522-4	J	19.9	U	19.9	U	19.9	U	19.9	U	74.8
HZ-052522-6	U	19.9	U	19.9	U	19.9	U	19.9	U	19.9
ID-ST1-030823		20	U	20	U	20	U	20	U	20
ID-ST1-041117		8	U	8	U	8	U	8	U	48.2
ID-ST1-041519	UJ	19.1	U	19.1	U	19.1	U	19.1	U	19.1
ID-ST1-041524		20	UJ	20	UJ	20	UJ	20	UJ	20
ID-ST1-041713	J	19	U	19	U	19	U	19	U	58
ID-ST1-041818	J	19.6	U	19.6	U	19.6	U	19.6	U	66.5
ID-ST1-042022	J	20	UJ	20	UJ	20	UJ	20	UJ	61.4
ID-ST1-051116	J	19	U	19	U	19	U	19	U	29
IDST1-051914	U	19	U	19	U	19	U	19	U	93
IDST1-052115		20	U	20	U	20	U	20	U	99
IDST2-041117	J	7.8	U	7.8	U	7.8	U	7.8	U	40.4
ID-ST2-041713		19	U	19	U	19	U	19	U	56
ID-ST2-041918	J	18.9	U	18.9	U	18.9	U	18.9	U	146

Aroclor 1248 ug/kg		Aroclor 1254 ug/kg		Aroclor 1260 ug/kg		Arsenic mg/kg		Benzo(A)Anthracene ug/kg		B
SYS_SAMPLE_CODE	INTERPRETED_QUALIFIERS	RESULT_TEXT	INTERPRETED_QUALIFIERS	RESULT_TEXT	INTERPRETED_QUALIFIERS	RESULT_TEXT	INTERPRETED_QUALIFIERS	RESULT_TEXT	INTERPRETED_QUALIFIERS	RESULT_TEXT
GRABST1-032207	U	25		20	Y	6	U	780		850
GRABST2-032207	U	19	U	19	U	6	U	25		22
HPST4-041117	U	93.6	U	227	J	8.01		355		156
HP-ST4-041718	U	19.7		18.9	U	7.88	U	24.5	U	30.7
HP-ST4-041919	U	19.9	U	19.9	U	6.8	U	32.7	J	53.6
HP-ST4-042022	U	20	U	20	U	0.925	UJ	58.5	J	42.1
HP-ST4-050323	U	20	U	20	U	5.19	J	38.1		88.5
HP-ST4-051016	U	13	J	18	U	6	U	60	U	60
HP-ST6-041818		83.7		54.4		47.4		182		293
HP-ST6-041818-G		75.9		49.7		17.2		221		159
HP-ST6-041919		72.3		45.4		55		135	J	184
HP-ST6-041919-G	U	67.4	J	34.1		14.5	U	187		195
HP-ST6-042022		72.9		63.2		18.2		85.7		87.1
HP-ST6-042022-G		59.5		52.2		17.3	J	47.7	J	57.4
HP-ST6-042717		75		51.8		37.4		257		104
HP-ST6-042717-G	J	85.2		85.1	J	33.1		82	J	104
HP-ST6-050323	U	99.8	U	99.8	U	36.9		229		228
HP-ST6-051016	U	97		78		30		250		220
HP-ST6-101520-G		37.3		54.7		27		181		190
HZ-013123-1	UJ	35.9	UJ	50.2	J					
HZ-013123-10	UJ	19.6	UJ	60.9	J					
HZ-013123-11	UJ	127	J	190	J					
HZ-013123-15	U	120	U	120	U					
HZ-013123-16	UJ	51.6	UJ	632	J					
HZ-013123-2	U	19.8	U	19.8	U					
HZ-013123-3	U	19.7	U	19.7	U					
HZ-013123-4	U	28.3	U	28.3	U					
HZ-013123-5	U	20	U	20	U					
HZ-013123-6	UJ	74.8	UJ	74.8	UJ					
HZ-013123-8	UJ	19.9	UJ	28.8	J					
HZ-013123-9	U	89.6	U	397						
HZ-052522-3		35.4		39.4		0.964	U	230		318
HZ-052522-4		139		81.6		1.06	U	175		232
HZ-052522-6	U	19.9	U	19.9	U	0.52	U	10.7	J	27.2
ID-ST1-030823	U	54.2		35.4		12.7	J	1440		1820
ID-ST1-041117		116		77.9	J	11		422		558
ID-ST1-041519	U	19.1	U	19.1	U	7.12	U	285	J	345
ID-ST1-041524	UJ	38.6	J	50.5	J	12.1	J	1290		2770
ID-ST1-041713	U	200		120		10	U	580		870
ID-ST1-041818	J	177		89.9		17.5		548		658
ID-ST1-042022	J	105	J	52.8	J	1.73	U	435		612
ID-ST1-051116	U	200		75	J	20		240	J	430
IDST1-051914	U	320		82		30		440		660
IDST1-052115	U	310		74	J					
IDST2-041117		29.8		9	U	6.99	U	24.8		34
ID-ST2-041713		38		20		7	U	69		110
ID-ST2-041918		153		21.8		8.33		40.4		55.7

enzo(A)Pyrene ug/kg		Benzo(G,H,I)Perylene ug/kg		Benzofluoranthenes, Total ug/kg		Benzoic Acid ug/kg		Benzyl Alcohol ug/kg		bis(2-Cl
SYS_SAMPLE_CODE	INTERPRETED_QUALIFIERS	RESULT_TEXT	INTERPRETED_QUALIFIERS	RESULT_TEXT	INTERPRETED_QUALIFIERS	RESULT_TEXT	INTERPRETED_QUALIFIERS	RESULT_TEXT	INTERPRETED_QUALIFIERS	RESULT_TEXT
GRABST1-032207		140		1920		200	U	20		20
GRABST2-032207		20	U	79		200	U	20	U	20
HPST4-041117		134		419		391	J	70	U	29.8
HP-ST4-041718	U	27.5	U	48.3	U	373	J	87.4	J	30
HP-ST4-041919	J	29	UJ	156	J	295	UJ	74.3	UJ	31.6
HP-ST4-042022	J	77.7	J	126	J	195	U	81.3	U	21.5
HP-ST4-050323		50.1		284		480		16.2	U	4.3
HP-ST4-051016	U	39	J	33	J	600	U	60	U	60
HP-ST6-041818		270		446		412	J	400		30.9
HP-ST6-041818-G		268		460		1040		321		31.5
HP-ST6-041919	J	154	J	489	J	930	J	408	J	31.7
HP-ST6-041919-G		135		525		2050		579		6.2
HP-ST6-042022		80.7		284		323	U	106		12.9
HP-ST6-042022-G	J	50.7	J	153		338	U	57.5	J	12.9
HP-ST6-042717		28.8	U	542		292	U	160		31.3
HP-ST6-042717-G		174		267		285	U	335		30.5
HP-ST6-050323		111		605		39	U	413		4.3
HP-ST6-051016		420	J	520		2100		860		120
HP-ST6-101520-G		283		453		384	J	166		31.7
HZ-013123-1										
HZ-013123-10										
HZ-013123-11										
HZ-013123-15										
HZ-013123-16										
HZ-013123-2										
HZ-013123-3										
HZ-013123-4										
HZ-013123-5										
HZ-013123-6										
HZ-013123-8										
HZ-013123-9										
HZ-052522-3		176		806		195	U	81.3	U	21.6
HZ-052522-4		132		580		195	U	81.3	U	21.5
HZ-052522-6		15.7	J	52.3		38.7	U	16.1	U	4.3
ID-ST1-030823		537		5870		700	J	2190		34.9
ID-ST1-041117		631		1840		3490	J	679		31.3
ID-ST1-041519	J	560	J	902	J	1470	UJ	371	UJ	158
ID-ST1-041524		3100		6330		2300	J	3930		54.4
ID-ST1-041713		1000		2600		3500		2200		160
ID-ST1-041818		612		2400		2380		1050		52.6
ID-ST1-042022		425		2480		664	U	211		21.5
ID-ST1-051116		400		1200		750	J	590		140
IDST1-051914		630		2000		10000		4400		190
IDST1-052115										
IDST2-041117		27		78.3		77.7	J	14.1	U	6
ID-ST2-041713		92		350		210	J	110		20
ID-ST2-041918		50.3		163		79	J	14.1	U	6

Methoxy methane ug/kg		Bis-(2-chloroethyl) ether ug/kg		Bis(2-ethylhexyl)phthalate ug/kg		Butylbenzylphthalate ug/kg		Carbazole ug/kg		
SYS_SAMPLE_CODE	INTERPRETED_QUALIFIERS	RESULT_TEXT	INTERPRETED_QUALIFIERS	RESULT_TEXT	INTERPRETED_QUALIFIERS	RESULT_TEXT	INTERPRETED_QUALIFIERS	RESULT_TEXT	INTERPRETED_QUALIFIERS	RESULT_TEXT
GRABST1-032207	U	20	U	920		640		20	U	1000
GRABST2-032207	U	20	U	550		42		20	U	40
HPST4-041117	U	31.9	U	3500		37.8	U	40.5	J	493
HP-ST4-041718	U	32.1	U	572		38.1	U	34.9	U	24.7
HP-ST4-041919	UJ	33.8	UJ	11200	J	40.1	UJ	36.7	UJ	95.3
HP-ST4-042022	U	96.4	U	1150		47	U	21.4	U	75.5
HP-ST4-050323	U	19.3	U	1500		9.4	U	25.7		118
HP-ST4-051016	U	60	U	340		84	J	60	U	36
HP-ST6-041818	U	33	U	3820		368		48.9	J	408
HP-ST6-041818-G	U	33.7	U	3880		314		36.6	U	380
HP-ST6-041919	UJ	33.9	UJ	4500	J	235	J	43.1	J	399
HP-ST6-041919-G	U	6.6	U	3860		163		29.5		306
HP-ST6-042022	U	810		2700		132		23.3	J	242
HP-ST6-042022-G	U	57.8	U	1970		151		12.9	U	128
HP-ST6-042717	U	33.5	U	5160		374		36.4	U	412
HP-ST6-042717-G	U	32.6	UJ	4120		195		35.5	UJ	235
HP-ST6-050323	U	19.3	U	2260		515		90.2		418
HP-ST6-051016	U	120	U	4600		270		120	U	510
HP-ST6-101520-G	U	33.9	U	3430		186		52.2	J	410
HZ-013123-1										
HZ-013123-10										
HZ-013123-11										
HZ-013123-15										
HZ-013123-16										
HZ-013123-2										
HZ-013123-3										
HZ-013123-4										
HZ-013123-5										
HZ-013123-6										
HZ-013123-8										
HZ-013123-9										
HZ-052522-3	U	96.5	U	6720		231		54.6	J	631
HZ-052522-4	U	96.4	U	11600		458		37.6	J	446
HZ-052522-6	U	19.1	U	405		9.3	U	4.3	U	49.6
ID-ST1-030823	U	156	U	1910		440		483		2330
ID-ST1-041117	U	33.4	U	7260		39.7	U	90.4	J	1120
ID-ST1-041519	UJ	169	UJ	9830	J	3350	J	184	UJ	741
ID-ST1-041524	U	243	U	2200		119	U	397		2850
ID-ST1-041713	U	1500	U	14000		1400		200	J	1400
ID-ST1-041818	U	56.2	U	6490		409		150	J	1200
ID-ST1-042022	U	96.4	U	2340		379		120		957
ID-ST1-051116	U	140	U	5000		140	U	98	J	700
IDST1-051914	U	190	U	12000		880		120	J	1100
IDST1-052115										
IDST2-041117	U	6.4	U	122		7.6	U	13.1	J	52.3
ID-ST2-041713	U	20	U	410		43		32	J	180
ID-ST2-041918	U	6.4	U	605		73		7	U	94.2

Appendix B: All Data for Prioritization

Chrysene ug/kg		Coarse Sand %		Coarse Silt %		Copper mg/kg		cPAH ug/kg		Diben
SYS_SAMPLE_CODE	INTERPRETED_QUALIFIERS	RESULT_TEXT	INTERPRETED_QUALIFIERS	RESULT_TEXT	INTERPRETED_QUALIFIERS	RESULT_TEXT	INTERPRETED_QUALIFIERS	RESULT_TEXT	INTERPRETED_QUALIFIERS	RESULT_TEXT
GRABST1-032207		12		6.8		45		1153.4		26
GRABST2-032207		15.8		4.4		22.4		37.8		20
HPST4-041117						47.4		263.86	J	29
HP-ST4-041718	U					46		85.6835	U	29.2
HP-ST4-041919	J	21.9				148		98.348	J	30.7
HP-ST4-042022	J	20.9				39.4		86.305	J	86.1
HP-ST4-050323		23.4				50.7	J	127.77	J	17.2
HP-ST4-051016	J	23				19.5		51.66	J	60
HP-ST6-041818						111		384.23		30
HP-ST6-041818-G		14.2				82.9		262.06		30.6
HP-ST6-041919	J					120		280.77	J	53.1
HP-ST6-041919-G		8.5				94.3		285.12		23
HP-ST6-042022		3				129		141.49		51.7
HP-ST6-042022-G		6.2				119		93.725	J	51.6
HP-ST6-042717						116		212.72		30.4
HP-ST6-042717-G		14				110		168.81	J	29.7
HP-ST6-050323		5.2				140	J	325.57		17.2
HP-ST6-051016						113		345.7	J	64
HP-ST6-101520-G						99.2		290.92	J	45.3
HZ-013123-1										
HZ-013123-10										
HZ-013123-11										
HZ-013123-15										
HZ-013123-16										
HZ-013123-2										
HZ-013123-3										
HZ-013123-4										
HZ-013123-5										
HZ-013123-6										
HZ-013123-8										
HZ-013123-9										
HZ-052522-3		6.3				176		459.61		86.2
HZ-052522-4		5.4				185		339.36	J	86.1
HZ-052522-6		7.1				27.4	J	38.946	J	17.1
ID-ST1-030823						147		2688.2	J	158
ID-ST1-041117						110		909.3		157
ID-ST1-041519	J					22.6		595.61	J	153
ID-ST1-041524		10.7				127		3879.9		217
ID-ST1-041713						134		1406		300
ID-ST1-041818						121		1055.8		51.1
ID-ST1-042022						136		1001.07		118
ID-ST1-051116	J					125		642	J	140
IDST1-051914		9.6	J	37	UJ	139		1003		190
IDST1-052115										
IDST2-041117						24.6		51.123		5.8
ID-ST2-041713		7.9		8.3		25.7		172.5		25
ID-ST2-041918						31.5		85.002		5.8

zo(A,H)Anthracene ug/kg		Dibenzofuran ug/kg		Diesel Range Hydrocarbons mg/kg		Diethylphthalate ug/kg		Dimethylphthalate ug/kg		Di-
SYS_SAMPLE_CODE	INTERPRETED_QUALIFIERS	RESULT_TEXT	INTERPRETED_QUALIFIERS	RESULT_TEXT	INTERPRETED_QUALIFIERS	RESULT_TEXT	INTERPRETED_QUALIFIERS	RESULT_TEXT	INTERPRETED_QUALIFIERS	RESULT_TEXT
GRABST1-032207		20	U	240		20	U	20	U	10
GRABST2-032207	U	20	U	77		20	U	20	U	20
HPST4-041117	U	21.7	U			83.2	U	30.3	U	57.3
HP-ST4-041718	U	21.8	U			83.8	U	30.5	U	25.1
HP-ST4-041919	UJ	23	UJ			88.2	UJ	32.1	UJ	172
HP-ST4-042022	U	70.6	U			98.5	U	201		28
HP-ST4-050323	U	14.1	U			19.7	U	4.4	U	5.6
HP-ST4-051016	U	60	U	40		60	U	60	U	60
HP-ST6-041818	U	77.1	J			86.2	U	31.4	U	118
HP-ST6-041818-G	U	73.1	J			87.9	U	32	U	26.4
HP-ST6-041919	J	52.3	J			88.5	UJ	118	J	199
HP-ST6-041919-G		81.5				20.9		117		33.6
HP-ST6-042022	U	42.3	U			59.1	U	186		27.4
HP-ST6-042022-G	U	42.3	U			59	U	65.8		29.8
HP-ST6-042717	U	47.3	J			87.5	U	135		136
HP-ST6-042717-G	U	31.3	J			89.2	J	72.5	J	25.6
HP-ST6-050323	U	62.6				19.7	U	155		5.6
HP-ST6-051016	J	100	J	560		120	U	82	J	120
HP-ST6-101520-G	J	68.3	J			88.5	U	206		69.6
HZ-013123-1										
HZ-013123-10										
HZ-013123-11										
HZ-013123-15										
HZ-013123-16										
HZ-013123-2										
HZ-013123-3										
HZ-013123-4										
HZ-013123-5										
HZ-013123-6										
HZ-013123-8										
HZ-013123-9										
HZ-052522-3	U	70.6	U			98.6	U	44.3	J	65.5
HZ-052522-4	U	70.6	U			98.5	U	47	J	28
HZ-052522-6	U	14	U			19.5	U	4.4	U	27
ID-ST1-030823	J	114	U			159	U	35.5	U	125
ID-ST1-041117		22.7	U			87.3	U	31.8	U	26.2
ID-ST1-041519	UJ	115	UJ			441	UJ	160	UJ	2060
ID-ST1-041524	U	178	U			249	U	55.4	U	70.8
ID-ST1-041713		160	U	30		410	U	160	U	240
ID-ST1-041818	U	38.2	U			147	U	53.4	U	134
ID-ST1-042022		70.6	U			98.5	U	21.9	U	28
ID-ST1-051116	U	140	U	490		140	U	140	U	70
IDST1-051914	U	190	U	2200		190	U	190	U	210
IDST1-052115										
IDST2-041117	U	4.4	U			16.8	U	6.1	U	5
ID-ST2-041713		20	U	7.8		50	U	63		34
ID-ST2-041918	U	4.4	U			16.7	U	6.1	U	5

N-Butylphthalate ug/kg		Di-N-Octylphthalate ug/kg		Fine Sand %		Fine Silt %		Fluoranthene ug/kg	
SYS_SAMPLE_CODE	INTERPRETED_QUALIFIERS	RESULT_TEXT	INTERPRETED_QUALIFIERS	RESULT_TEXT	INTERPRETED_QUALIFIERS	RESULT_TEXT	INTERPRETED_QUALIFIERS	RESULT_TEXT	INTERPRETED_QUALIFIERS
GRABST1-032207		64	J	10.5		5.8		2600	
GRABST2-032207	U	51		24.5		0.7		71	
HPST4-041117	J	41	U					934	23.3
HP-ST4-041718	U	41.3	U					72.8	J 23.4
HP-ST4-041919	J	239	J	6.9				118	J 24.7
HP-ST4-042022	U	21.9	U	5.5				116	
HP-ST4-050323	U	70.2		5.6				130	
HP-ST4-051016	U	48	J	4.5				36	J 60
HP-ST6-041818		263						592	
HP-ST6-041818-G	U	43.3	U	2.5				558	
HP-ST6-041919	J	241	J					642	J 139
HP-ST6-041919-G		8.5	U	4				285	
HP-ST6-042022	J	42.2	J	7.4				333	
HP-ST6-042022-G	J	86		4.4				201	
HP-ST6-042717		530						514	
HP-ST6-042717-G	U	42	U	4.4				250	
HP-ST6-050323	U	4.4	U	5				821	
HP-ST6-051016	U	380						740	
HP-ST6-101520-G	J	49.4	J					483	
HZ-013123-1									
HZ-013123-10									
HZ-013123-11									
HZ-013123-15									
HZ-013123-16									
HZ-013123-2									
HZ-013123-3									
HZ-013123-4									
HZ-013123-5									
HZ-013123-6									
HZ-013123-8									
HZ-013123-9									
HZ-052522-3	J	22	U	7.1				647	
HZ-052522-4	U	21.9	U	9.3				563	
HZ-052522-6		4.4	U	4.6				28.6	
ID-ST1-030823	J	98.2	J					3410	
ID-ST1-041117	U	631						1010	
ID-ST1-041519	J	690	J					1120	J 123
ID-ST1-041524	U	55.4	U	9.9				3740	
ID-ST1-041713		940						1300	
ID-ST1-041818	J	72.3	U					1470	
ID-ST1-042022	U	21.9	U					1450	
ID-ST1-051116	J	400						660	J 140
IDST1-051914		190	U	8.2	J	37	UJ	1100	
IDST1-052115									
IDST2-041117	U	8.3	U					84.3	
ID-ST2-041713		28		22.7		3		170	
ID-ST2-041918	U	30.7						78.1	

Fluorene ug/kg		Gravel %		Hexachlorobenzene ug/kg		Hexachlorobutadiene ug/kg		Hexachlorocyclopentadiene ug/kg		He
SYS_SAMPLE_CODE	INTERPRETED_QUALIFIERS	RESULT_TEXT	INTERPRETED_QUALIFIERS	RESULT_TEXT	INTERPRETED_QUALIFIERS	RESULT_TEXT	INTERPRETED_QUALIFIERS	RESULT_TEXT	INTERPRETED_QUALIFIERS	RESULT_TEXT
GRABST1-032207		10.2		20	U	20	U	100	U	20
GRABST2-032207	U	6.1		20	U	20	U	98	U	20
HPST4-041117	U			22.3	U	23.6	U	194	U	26.6
HP-ST4-041718	U			22.4	U	23.7	U	195	U	26.7
HP-ST4-041919	UJ			23.6	UJ	25	UJ	206	UJ	28.2
HP-ST4-042022	U			67.4	U	24	U	122	U	17.2
HP-ST4-050323	U			13.5	U	4.8	U	24.4	U	3.4
HP-ST4-051016	U	13.5		60	U	60	U	300	U	60
HP-ST6-041818				23.1	U	24.4	U	201	U	27.5
HP-ST6-041818-G				23.5	U	24.9	U	205	U	28.1
HP-ST6-041919	J			23.7	UJ	25	UJ	206	UJ	28.2
HP-ST6-041919-G				4.6	U	4.9	U	40.5	U	5.5
HP-ST6-042022	J			40.4	U	14.4	U	73.3	U	10.3
HP-ST6-042022-G	U			40.4	U	14.4	U	73.3	U	10.3
HP-ST6-042717	J			23.4	U	24.8	U	204	U	27.9
HP-ST6-042717-G	J			22.8	U	24.1	U	199	U	27.2
HP-ST6-050323				13.5	U	4.8	U	24.4	U	3.4
HP-ST6-051016				120	U	120	U	590	U	120
HP-ST6-101520-G	J			23.7	U	25	U	206	U	28.2
HZ-013123-1										
HZ-013123-10										
HZ-013123-11										
HZ-013123-15										
HZ-013123-16										
HZ-013123-2										
HZ-013123-3										
HZ-013123-4										
HZ-013123-5										
HZ-013123-6										
HZ-013123-8										
HZ-013123-9										
HZ-052522-3	U			67.4	U	24.1	U	122	U	17.3
HZ-052522-4	U			67.4	U	24	U	122	U	17.2
HZ-052522-6	U			13.4	U	4.8	U	24.2	U	3.4
ID-ST1-030823	J			109	U	38.9	U	198	U	27.9
ID-ST1-041117	U			23.4	U	24.7	U	204	U	27.9
ID-ST1-041519	UJ			118	UJ	125	UJ			141
ID-ST1-041524	U			170	U	60.7	U	309	U	87.2
ID-ST1-041713	U			160	U	160	U	3300	U	160
ID-ST1-041818	J			39.3	U	41.6	U	343	U	46.9
ID-ST1-042022	U			67.4	U	24	U	122	U	17.2
ID-ST1-051116	U			140	U	140	U	700	U	140
IDST1-051914	U	18.8	J	190	U	190	U	950	U	190
IDST1-052115										
IDST2-041117	J			4.5	U	4.7	U	39.1	U	5.4
ID-ST2-041713	J	3.8		20	U	20	U	400	U	20
ID-ST2-041918	U			4.5	U	4.7	U	39.1	U	5.3

Dichloroethane ug/kg		HPAH ug/kg		Indeno(1,2,3-Cd)Pyrene ug/kg		Isophorone ug/kg		Lead mg/kg		
SYS_SAMPLE_CODE	INTERPRETED_QUALIFIERS	RESULT_TEXT	INTERPRETED_QUALIFIERS	RESULT_TEXT	INTERPRETED_QUALIFIERS	RESULT_TEXT	INTERPRETED_QUALIFIERS	RESULT_TEXT	INTERPRETED_QUALIFIERS	
GRABST1-032207	U	8646		130		20	U	24		375
GRABST2-032207	U	284		20	U	20	U	41		32
HPST4-041117	U	3406.3	J	67.3	J	36.4	U	60.8		220.9
HP-ST4-041718	U	553.4	J	28.4	U	36.7	U	36.8		94.7
HP-ST4-041919	UJ	618.6	J	29.9	UJ	38.6	UJ	13.2		60.5
HP-ST4-042022	U	648.8	J	73.2	U	19.6	U	36.7	J	57.1
HP-ST4-050323	U	949.5	J	18.8	J	3.9	U	52.2		153.2
HP-ST4-051016	U	192	J	60	U	60	U	11		27
HP-ST6-041818	U	2959.4		29.2	U	37.7	U	174		722.1
HP-ST6-041818-G	U	2813		113		38.5	U	105		695.8
HP-ST6-041919	UJ	2898.5	J	91.4	J	38.7	UJ	166		622.5
HP-ST6-041919-G	U	2363.6		66.6		7.6	U	129		688.8
HP-ST6-042022	U	1479.5		43.9	U	11.8	U	703		325.5
HP-ST6-042022-G	U	854.8	J	43.9	U	11.8	U	226		134.8
HP-ST6-042717	U	2374		29.6	U	38.3	U	156		606.5
HP-ST6-042717-G	UJ	1490	J	83	J	37.3	U	134		357.1
HP-ST6-050323	U	3581.9		59.9		3.9	U	326		858.4
HP-ST6-051016	U	3714	J	180	J	120	U	160		950
HP-ST6-101520-G	U	2783.3	J	153		38.7	U	132		620
HZ-013123-1										
HZ-013123-10										
HZ-013123-11										
HZ-013123-15										
HZ-013123-16										
HZ-013123-2										
HZ-013123-3										
HZ-013123-4										
HZ-013123-5										
HZ-013123-6										
HZ-013123-8										
HZ-013123-9										
HZ-052522-3	U	3616		117		19.7	U	113		592.6
HZ-052522-4	U	2867.2	J	74.2	J	19.6	U	123		510.9
HZ-052522-6	U	245.1	J	14.5	U	3.9	U	20		22.5
ID-ST1-030823	U	19522	J	507		31.8	U	63		3545
ID-ST1-041117	U	7289		511		38.2	U	81.4		709.6
ID-ST1-041519	UJ	5203	J	149	UJ	193	UJ	9.18		609
ID-ST1-041524	U	26400		2690		120	U	68.6		2854
ID-ST1-041713	U	10190		840		160	U	111		810
ID-ST1-041818	U	9009		578		64.3	U	65.5		1111.3
ID-ST1-042022	U	8125		408		19.6	U	75.2		1008.8
ID-ST1-051116	U	4600	J	330		140	U	86		452
IDST1-051914	U	7430		500		190	U	98		610
IDST1-052115										
IDST2-041117	U	408.7		25.1		7.3	U	12.7		122.9
ID-ST2-041713	U	1244		88		20	U	13		179
ID-ST2-041918	U	629.95		42.4		7.3	U	21		85.55

LPAH ug/kg		Medium Sand %		Medium Silt %		Mercury mg/kg		Motor Oil Range mg/kg		
SYS_SAMPLE_CODE	INTERPRETED_QUALIFIERS	RESULT_TEXT	INTERPRETED_QUALIFIERS	RESULT_TEXT	INTERPRETED_QUALIFIERS	RESULT_TEXT	INTERPRETED_QUALIFIERS	RESULT_TEXT	INTERPRETED_QUALIFIERS	RESULT_TEXT
GRABST1-032207		15.6		5.2		0.04	U	1500		20
GRABST2-032207		22.2		1.6		0.05	U	520		20
HPST4-041117	J					0.05742				29.3
HP-ST4-041718	U					0.0405	U			24.8
HP-ST4-041919	J	14.3				0.017	J			26.2
HP-ST4-042022	J	16.9				0.00725	U			21.2
HP-ST4-050323	J	20.8				0.0716				31.1
HP-ST4-051016	J	14.2				0.03	U	290		60
HP-ST6-041818						0.205				59.9
HP-ST6-041818-G	J	15.4				0.14				71.9
HP-ST6-041919	J					0.22				66.5
HP-ST6-041919-G		9.1				0.258				182
HP-ST6-042022	J	4.3				0.156				24.7
HP-ST6-042022-G	J	6.2				0.248				14.5
HP-ST6-042717	J					0.1678				58.4
HP-ST6-042717-G	J	17.9				0.2696				25.3
HP-ST6-050323		6				0.18				178
HP-ST6-051016	J					0.24		2800		130
HP-ST6-101520-G	J					0.227				61
HZ-013123-1										
HZ-013123-10										
HZ-013123-11										
HZ-013123-15										
HZ-013123-16										
HZ-013123-2										
HZ-013123-3										
HZ-013123-4										
HZ-013123-5										
HZ-013123-6										
HZ-013123-8										
HZ-013123-9										
HZ-052522-3	J	6.3				0.214				67
HZ-052522-4	J	10.2				0.389				82.9
HZ-052522-6	J	9.4				0.0159	U			5
ID-ST1-030823	J					0.233				96
ID-ST1-041117	J					0.1479				57.6
ID-ST1-041519	J					0.0121	J			131
ID-ST1-041524	J	15.3				0.173				138
ID-ST1-041713	J					0.23		180		110
ID-ST1-041818						0.183				81.7
ID-ST1-042022	J					0.161				29.3
ID-ST1-051116	J					0.18		2400		70
IDST1-051914	J	9.6	J	37	UJ	0.23		5700		120
IDST1-052115										
IDST2-041117	J					0.03162	U			5
ID-ST2-041713	J	17.5		4.3		0.04		54		15
ID-ST2-041918						0.0573				7.1

Naphthalene ug/kg		Nitrobenzene ug/kg		N-Nitroso-Di-N-Propylamine ug/kg		N-Nitrosodiphenylamine ug/kg		Pentachlorophenol ug/kg		
SYS_SAMPLE_CODE	INTERPRETED_QUALIFIERS	RESULT_TEXT	INTERPRETED_QUALIFIERS	RESULT_TEXT	INTERPRETED_QUALIFIERS	RESULT_TEXT	INTERPRETED_QUALIFIERS	RESULT_TEXT	INTERPRETED_QUALIFIERS	RESULT_TEXT
GRABST1-032207	U	20	U	100	U	20	U	100	U	81
GRABST2-032207	U	20	U	98	U	20	U	98	U	32
HPST4-041117	J	37.4	U	50.8	UJ	45	U	147	U	145
HP-ST4-041718	U	37.6	U	51.1	U	45.3	U	148	U	22.2
HP-ST4-041919	UJ	39.6	UJ	53.8	UJ	47.7	UJ	156	UJ	60.5
HP-ST4-042022	U	36.2	U	37.2	U	26.6	UJ	156	U	57.1
HP-ST4-050323		7.2	U	7.4	U	16.5	J	31.2	U	99.3
HP-ST4-051016	U	60	U	60	U	60	U	300	U	27
HP-ST6-041818	J	38.7	U	52.6	U	46.6	U	152	U	262
HP-ST6-041818-G	J	39.5	U	53.6	U	47.5	U	155	U	161
HP-ST6-041919	J	39.7	UJ	54	UJ	72.9	J	156	UJ	205
HP-ST6-041919-G		7.8	U	10.6	U	9.4	U	69.8	J	184
HP-ST6-042022	J	21.7	U	22.3	U	16	UJ	93.7	U	120
HP-ST6-042022-G	J	21.7	U	22.3	U	15.9	UJ	93.6	U	52.1
HP-ST6-042717	J	39.3	U	53.4	UJ	47.3	U	155	U	246
HP-ST6-042717-G	U	38.3	U	52	UJ	46.1	U	151	U	123
HP-ST6-050323		7.2	U	7.4	U	5.3	U	31.2	U	308
HP-ST6-051016		120	U	120	U	120	U	590	U	420
HP-ST6-101520-G	J	39.7	U	54	U	71	J	156	U	154
HZ-013123-1										
HZ-013123-10										
HZ-013123-11										
HZ-013123-15										
HZ-013123-16										
HZ-013123-2										
HZ-013123-3										
HZ-013123-4										
HZ-013123-5										
HZ-013123-6										
HZ-013123-8										
HZ-013123-9										
HZ-052522-3	J	36.2	U	37.3	U	50.7	J	156	U	425
HZ-052522-4	J	36.2	U	37.2	U	73.6	J	156	U	367
HZ-052522-6	J	7.2	U	7.4	U	5.3	UJ	31	U	17.5
ID-ST1-030823	J	58.6	U	60.3	U	43	U	253	U	2840
ID-ST1-041117	J	39.2	U	53.3	UJ	47.2	U	154	U	542
ID-ST1-041519	UJ	198	UJ	269	UJ	238	UJ	780	UJ	609
ID-ST1-041524	J	91.3	U	94	U	67.1	U	394	U	2340
ID-ST1-041713	J	160	U	160	U	160	U	1600	U	610
ID-ST1-041818	J	65.9	U	89.6	U	79.4	U	260	U	684
ID-ST1-042022	J	36.2	U	37.2	U	26.6	UJ	156	U	837
ID-ST1-051116	J	140	U	140	U	140	U	700	UJ	340
IDST1-051914	J	190	U	190	U	190	U	950	U	490
IDST1-052115										
IDST2-041117	U	7.5	U	10.2	UJ	9.1	U	29.6	U	98.3
ID-ST2-041713	J	20	U	20	U	20	U	200	U	110
ID-ST2-041918	J	7.5	U	10.2	U	9.1	U	29.6	U	41.2

Phenanthrene ug/kg		Phenol ug/kg		Polychlorinated Biphenyls ug/kg		Pyrene ug/kg		TEQ ng/kg		
SYS_SAMPLE_CODE	INTERPRETED_QUALIFIERS	RESULT_TEXT	INTERPRETED_QUALIFIERS	RESULT_TEXT	INTERPRETED_QUALIFIERS	RESULT_TEXT	INTERPRETED_QUALIFIERS	RESULT_TEXT	INTERPRETED_QUALIFIERS	RESULT_TEXT
GRABST1-032207		20	U	25		1200				35
GRABST2-032207		20	U	19	U	47				8.1
HPST4-041117		38.7	U	227	J	848				
HP-ST4-041718	U	92.5	J	76.4		102				
HP-ST4-041919	J	118	J	19.9	U	163	J			
HP-ST4-042022	J	68.5	U	20	U	153				
HP-ST4-050323		4.4	U	20	U	222				
HP-ST4-051016	J	60	U	13	J	48	J			
HP-ST6-041818		150		276.7		671				
HP-ST6-041818-G		148		213.9		654				
HP-ST6-041919	J	248	J	163.4		751	J			
HP-ST6-041919-G		253		101.5	J	641				
HP-ST6-042022		116		205		367				
HP-ST6-042022-G	J	48.8	U	193.9		217				
HP-ST6-042717		130		208.6		545				
HP-ST6-042717-G		75	J	303.3	J	295				
HP-ST6-050323		4.4	U	99.8	U	1110				
HP-ST6-051016		320	J	175		810				
HP-ST6-101520-G		96.8	J	147.3		585				
HZ-013123-1				50.2	J					
HZ-013123-10				60.9	J					
HZ-013123-11				317	J					
HZ-013123-15				120	U					
HZ-013123-16				632	J					
HZ-013123-2				19.8	U					
HZ-013123-3				19.7	U					
HZ-013123-4				28.3	U					
HZ-013123-5				20	U					
HZ-013123-6				74.8						
HZ-013123-8				28.8	J					
HZ-013123-9				397						
HZ-052522-3		61.6	J	108		691				
HZ-052522-4		21.9	U	295.4		665				
HZ-052522-6	J	14.8	J	19.9	U	61				
ID-ST1-030823		151	U	89.6		3450				
ID-ST1-041117		779		242.1	J	1040				
ID-ST1-041519	J	585	J	19.1	U	1250	J			
ID-ST1-041524		55.4	U	89.1	J	3630				
ID-ST1-041713		820		320		1300				
ID-ST1-041818		391		372.6	J	1460				
ID-ST1-042022		750		219.2	J	1240				
ID-ST1-051116		340		275	J	640				
IDST1-051914		620		402		1000				37
IDST1-052115				384	J					
IDST2-041117		217		70.2		82.9				
ID-ST2-041713		33		114		160				26.3
ID-ST2-041918		20.3		358.6		96.4				

Total Fines %		Total Organic Carbon %		Very Coarse Sand %		Very Fine Sand %		Very Fine Silt %		
SYS_SAMPLE_CODE	INTERPRETED_QUALIFIERS	RESULT_TEXT	INTERPRETED_QUALIFIERS	RESULT_TEXT	INTERPRETED_QUALIFIERS	RESULT_TEXT	INTERPRETED_QUALIFIERS	RESULT_TEXT	INTERPRETED_QUALIFIERS	RESULT_TEXT
GRABST1-032207		1.64		10.3		6.4		6.3		227
GRABST2-032207		0.64		6.5		16.8		0.6		93
HPST4-041117		3.23								280
HP-ST4-041718		4.7	J							158
HP-ST4-041919		3.53		16.3		4.6				119
HP-ST4-042022		3.86		20.3		2.2				289
HP-ST4-050323		6.54	J	22.7		5.4				295
HP-ST4-051016		8.43		27.4		3.1				85
HP-ST6-041818		8.33	J							799
HP-ST6-041818-G		1.64		6.2		2.8				494
HP-ST6-041919		11.9								766
HP-ST6-041919-G		6.51		4		4.3				716
HP-ST6-042022		10		2.3		7.9				909
HP-ST6-042022-G		9.77		2.7		4.6				1090
HP-ST6-042717		8.8								660
HP-ST6-042717-G		5.92		7.2		5				963
HP-ST6-050323		8.92	J	3.5		6.8				865
HP-ST6-051016		10.9								793
HP-ST6-101520-G		7.11								1020
HZ-013123-1										
HZ-013123-10										
HZ-013123-11										
HZ-013123-15										
HZ-013123-16										
HZ-013123-2										
HZ-013123-3										
HZ-013123-4										
HZ-013123-5										
HZ-013123-6										
HZ-013123-8										
HZ-013123-9										
HZ-052522-3		10		5.7		12.2				1490
HZ-052522-4		12		3.4		8.8				1070
HZ-052522-6		1.08		9.9		1.3				170
ID-ST1-030823		19.2	J							1210
ID-ST1-041117		7.76								1060
ID-ST1-041519		2.44								225
ID-ST1-041524		21.5		5.9		15.3				833
ID-ST1-041713		12.3								939
ID-ST1-041818		12.2	J							1200
ID-ST1-042022		15.8								853
ID-ST1-051116		8.09								923
IDST1-051914	J	4.72		8.2	J	8.6	J	37	UJ	1110
IDST1-052115		18								
IDST2-041117		1.35	J							83.4
ID-ST2-041713		1.51		4.9		16.8		3.3		94
ID-ST2-041918		3.24	J							188

Appendix B: All Data for Prioritization

Zinc mg/kg	
SYS_SAMPLE_CODE	INTERPRETED_QUALIFIERS
GRABST1-032207	
GRABST2-032207	
HPST4-041117	
HP-ST4-041718	
HP-ST4-041919	
HP-ST4-042022	
HP-ST4-050323	J
HP-ST4-051016	
HP-ST6-041818	
HP-ST6-041818-G	
HP-ST6-041919	
HP-ST6-041919-G	
HP-ST6-042022	
HP-ST6-042022-G	
HP-ST6-042717	
HP-ST6-042717-G	
HP-ST6-050323	J
HP-ST6-051016	
HP-ST6-101520-G	J
HZ-013123-1	
HZ-013123-10	
HZ-013123-11	
HZ-013123-15	
HZ-013123-16	
HZ-013123-2	
HZ-013123-3	
HZ-013123-4	
HZ-013123-5	
HZ-013123-6	
HZ-013123-8	
HZ-013123-9	
HZ-052522-3	
HZ-052522-4	
HZ-052522-6	J
ID-ST1-030823	
ID-ST1-041117	
ID-ST1-041519	
ID-ST1-041524	
ID-ST1-041713	
ID-ST1-041818	
ID-ST1-042022	
ID-ST1-051116	
IDST1-051914	
IDST1-052115	
IDST2-041117	
ID-ST2-041713	
ID-ST2-041918	

SYS_SAMPLE_CODE	SYS_LOC_CODE	X_COORD	Y_COORD	SAMPLE_DATE	Loc_Group_Code	LOC_DESC
ID-ST2-041919	ID-ST2	1265352.84	209905.6	4/19/2019	SW Idaho St SD	SW Idaho St just east of W Marginal Wy S
ID-ST2-042222	ID-ST2	1265352.84	209905.6	4/22/2022	SW Idaho St SD	SW Idaho St just east of W Marginal Wy S
ID-ST2-051016	ID-ST2	1265352.84	209905.6	5/10/2016	SW Idaho St SD	SW Idaho St just east of W Marginal Wy S
IDST2-051914	ID-ST2	1265352.84	209905.6	5/19/2014	SW Idaho St SD	SW Idaho St just east of W Marginal Wy S
IDST2-052115	ID-ST2	1265352.84	209905.6	5/21/2015	SW Idaho St SD	SW Idaho St just east of W Marginal Wy S
ID-ST3-030823	ID-ST3	1263879.13	206423.86	3/8/2023	SW Idaho St SD	North end of 19th Ave SW at SW Dawson St
ID-ST3-040324	ID-ST3	1263879.13	206423.86	4/3/2024	SW Idaho St SD	North end of 19th Ave SW at SW Dawson St
ID-ST3-041519	ID-ST3	1263879.13	206423.86	4/15/2019	SW Idaho St SD	North end of 19th Ave SW at SW Dawson St
ID-ST3-041818	ID-ST3	1263879.13	206423.86	4/18/2018	SW Idaho St SD	North end of 19th Ave SW at SW Dawson St
ID-ST3-042022	ID-ST3	1263879.13	206423.86	4/20/2022	SW Idaho St SD	North end of 19th Ave SW at SW Dawson St
ID-ST3-051116	ID-ST3	1263879.13	206423.86	5/11/2016	SW Idaho St SD	North end of 19th Ave SW at SW Dawson St
IDST3-052215	ID-ST3	1263879.13	206423.86	5/22/2015	SW Idaho St SD	North end of 19th Ave SW at SW Dawson St
IDST3-052314	ID-ST3	1263879.13	206423.86	5/23/2014	SW Idaho St SD	North end of 19th Ave SW at SW Dawson St
ID-ST3-052517	ID-ST3	1263879.13	206423.86	5/25/2017	SW Idaho St SD	North end of 19th Ave SW at SW Dawson St
ID-ST3-090220	ID-ST3	1263879.13	206423.86	9/2/2020	SW Idaho St SD	North end of 19th Ave SW at SW Dawson St
KC2-ST1-032609	KCIA1-ST1	1278114.799	193883.2	3/26/2009	KCIA SD#1	KC Airport SD #1 at Slip 6, MH east of E Marginal Wy S
KC2-ST1-032609-G	KCIA1-ST1	1278114.799	193883.2	3/26/2009	KCIA SD#1	KC Airport SD #1 at Slip 6, MH east of E Marginal Wy S
KC2-ST1-102109	KCIA1-ST1	1278114.799	193883.2	10/21/2009	KCIA SD#1	KC Airport SD #1 at Slip 6, MH east of E Marginal Wy S
KCIA1-040912	KCIA1-ST1	1278114.799	193883.2	4/9/2012	KCIA SD#1	KC Airport SD #1 at Slip 6, MH east of E Marginal Wy S
KCIA1-ST1-120310	KCIA1-ST1	1278114.799	193883.2	12/3/2010	KCIA SD#1	KC Airport SD #1 at Slip 6, MH east of E Marginal Wy S
KCIA1-ST1-120310-G	KCIA1-ST1	1278114.799	193883.2	12/3/2010	KCIA SD#1	KC Airport SD #1 at Slip 6, MH east of E Marginal Wy S
KN-ST1-041918	KN-ST1	1268138.357	203628.912	4/19/2018	SW Kenny St SD/T115 CSO	Eastern end of S Kenny St, on T115
KN-ST1-042319	KN-ST1	1268138.357	203628.912	4/23/2019	SW Kenny St SD/T115 CSO	Eastern end of S Kenny St, on T115
KN-ST1-050323	KN-ST1	1268138.357	203628.912	5/3/2023	SW Kenny St SD/T115 CSO	Eastern end of S Kenny St, on T115
KN-ST1-050422	KN-ST1	1268138.357	203628.912	5/4/2022	SW Kenny St SD/T115 CSO	Eastern end of S Kenny St, on T115
MBS-010817-1	RCB75	1274885.551	195417.768	1/8/2017	17th Ave S SD	Presettling Cell @ Bioretention cell F @ T117 cleanup project
MBS-010917-1	RCB76	1275187.092	195461.779	1/9/2017	17th Ave S SD	Presettling Cell on Bioretention Cell D
MBS-121818-1	RCB85	1274886.079	195466.875	12/18/2018	17th Ave S SD	Sample from presettling cell of Bioretention Cell C, near S Cloverdale, North of Cell F
MH101-110411	MH101	1271076.59	201126.61	11/4/2011	S Brighton St SD	MH on W side of Fox Ave S and S Brighton St
MH14-111411	MH14	1270627	210148	11/14/2011	Diagonal Ave S CSO/SD	west of 4th Ave S on S Dakota S
MH15-021804	MH15	1268531	209046	2/18/2004	Diagonal Ave S CSO/SD	west of E Marginal Wy S
MH2-032806	ST2	1272836.858	211846.874	3/28/2006	Diagonal Ave S CSO/SD	Airport Wy S and S Spokane St (I-5 SB RP)
MH205-072512	MH101	1271076.59	201126.61	7/25/2012	S Brighton St SD	MH on W side of Fox Ave S and S Brighton St
MH21-102904	MH21A	1270057.756	209744.147	10/29/2004	Diagonal Ave S CSO/SD	New MH by Charlies Produce
MH218-042310	MH218	1269824.337	197691.775	4/23/2010	1st Ave S SD (west)	S Kenyon St btw S Occidental St and 2nd Ave S
MH218-051909	MH218	1269824.337	197691.775	5/19/2009	1st Ave S SD (west)	S Kenyon St btw S Occidental St and 2nd Ave S
MH21A-031209	MH21C	1270043.55	209732.71	3/12/2009	Diagonal Ave S CSO/SD	Near 1st Ave S during cleaning by RR tracks
MH220-032416	MH220	1270344.139	201900.02	3/24/2016	S River St SD	MH north side S River St at 2nd Ave S
MH222-080312	MH222	1270365.944	201142.985	8/3/2012	S Brighton St SD	Last MH before outfall on SeaTac Marine site
MH226-080312	MH226	1271510.096	201104.918	8/3/2012	S Brighton St SD	Mid-S. Brighton b/w Rosella Foods and diesel ASTs
MH23-062014	MH23	1273477.642	199762.409	6/20/2014	Georgetown SD	MH to east of motel
MH232-052709	MH232	1272699.267	212327.268	5/27/2009	Diagonal Ave S CSO/SD	MH on Diagonal Ave S S of 8th Ave S
MH234-052709	M5	1271021.188	210544.2011	5/27/2009	Diagonal Ave S CSO/SD	Diagonal Ave S 1 MH u/s of S Dakota St
MH239-060309	MH239	1272236.04	192196.83	6/3/2009	S 96th St SD	NW corner S 96th St and 8th Ave S
MH241-041311	MH241	1270400.79	199355.1	4/13/2011	2nd Ave S SD	2nd Ave S at S Fontanelle St
MH241-072512	MH241	1270400.79	199355.1	7/25/2012	2nd Ave S SD	2nd Ave S at S Fontanelle St
MH245-102411	MH58	1268999.4	209038.58	10/24/2011	Diagonal Ave S CSO/SD	D056-134, NE of Ohio Ave S, at mainline bend

CHEMICAL_NAME RESULT_UNIT			>10 Phi Clay %	1,2,4-Trichlorobenzene ug/kg	1,2-Dichlorobenzene ug/kg	1,3-Dichlorobenzene ug/kg	1,4
SYS_SAMPLE_CODE	SAMPLE_METHOD	LOC_MAJ OR_BASIN	RESULT_TEXT INTERPRETED_QUALIFIERS	RESULT_TEXT INTERPRETED_QUALIFIERS	RESULT_TEXT INTERPRETED_QUALIFIERS	RESULT_TEXT INTERPRETED_QUALIFIERS	RESULT_TEXT
ID-ST2-041919	SedTrap	MS4		6 UJ	4.7 UJ	5.1 UJ	4.4
ID-ST2-042222	SedTrap	MS4		3.6 U	2.4 U	3.1 U	3.1
ID-ST2-051016	SedTrap	MS4		19 U	19 U	19 U	19
IDST2-051914	SedTrap	MS4	3.5	58 U	58 U	58 U	58
IDST2-052115	SedTrap	MS4		19 U	19 U	19 U	19
ID-ST3-030823	SedTrap	MS4		17.8 U	11.8 U	15.6 U	15.7
ID-ST3-040324	SedTrap	MS4		195 U	140 U	71.5 U	145
ID-ST3-041519	SedTrap	MS4		48.2 UJ	37.7 UJ	41 UJ	35.5
ID-ST3-041818	SedTrap	MS4		29.5 U	23.1 U	25.1 U	21.7
ID-ST3-042022	SedTrap	MS4		10.7 U	7.1 U	9.4 U	9.4
ID-ST3-051116	SedTrap	MS4		99 U	99 U	99 U	99
IDST3-052215	SedTrap	MS4		57 U	57 U	57 U	57
IDST3-052314	SedTrap	MS4	1.5	58 U	58 U	58 U	58
ID-ST3-052517	SedTrap	MS4		28.1 U	22 U	23.9 U	20.7
ID-ST3-090220	SedTrap	MS4		29.8 UJ	23.3 UJ	25.3 UJ	21.9
KC2-ST1-032609	SedTrap	Non-MS4		180 U	180 U	180 U	180
KC2-ST1-032609-G	Grab-Manual	Non-MS4		55 U	55 U	55 U	55
KC2-ST1-102109	SedTrap	Non-MS4		20 U	20 U	20 U	20
KCIA1-040912	SedTrap	Non-MS4	1.3	69 U	69 U	69 U	69
KCIA1-ST1-120310	SedTrap	Non-MS4	4.5	150 U	150 U	150 U	150
KCIA1-ST1-120310-G	Grab-Manual	Non-MS4	3.1 U	62 U	62 U	62 U	62
KN-ST1-041918	SedTrap	MS4		29.6 U	23.2 U	25.2 U	21.8
KN-ST1-042319	SedTrap	MS4		29.3 U	22.9 U	25 U	21.6
KN-ST1-050323	SedTrap	MS4		3.6 U	2.4 U	3.1 U	3.1
KN-ST1-050422	SedTrap	MS4		17.8 U	11.8 U	15.6 U	15.7
MBS-010817-1	Grab-Manual	MS4		14.7 U	11.5 U	12.5 U	10.8
MBS-010917-1	Grab-Manual	MS4		72.4 U	56.6 U	61.6 U	53.3
MBS-121818-1	Grab-Manual	MS4		29.2 U	22.8 U	24.8 U	21.5
MH101-110411	Grab-Manual	MS4	1.8 U	18 U	18 U	18 U	18
MH14-111411	Grab-Manual	MS4	2.7 U	20 U	20 U	20 U	20
MH15-021804	Grab-Manual	MS4	0.4	79 U	79 U	79 U	79
MH2-032806	Grab-Manual	MS4	3.3	59 U	59 U	59 U	59
MH205-072512	Grab-Manual	MS4	1.8 U	18 U	18 U	18 U	18
MH21-102904	Grab-Manual	MS4	7.5				
MH218-042310	Grab-Manual	MS4	4.1	110 U	110 U	110 U	110
MH218-051909	Grab-Manual	MS4	2	220 U	220 U	220 U	220
MH21A-031209	Grab-Manual	MS4	10.8	140 U	140 U	140 U	140
MH220-032416	Grab-Manual	MS4		240 U	240 U	240 U	240
MH222-080312	Grab-Manual	MS4	0.7	19 U	19 U	19 U	19
MH226-080312	Grab-Manual	MS4	0.5	54 U	54 U	54 U	54
MH23-062014	Grab-Manual	MS4	1	620 U	620 U	620 U	620
MH232-052709	Grab-Manual	MS4		44 U	44 U	44 U	44
MH234-052709	Grab-Manual	MS4		40 U	40 U	40 U	40
MH239-060309	Grab-Manual	Non-MS4	1.6	290 U	290 U	290 U	290
MH241-041311	Grab-Manual	MS4	0.8	19 U	19 U	19 U	19
MH241-072512	Grab-Manual	MS4	4.8	100 U	100 U	100 U	100
MH245-102411	Grab-Manual	MS4	0.2 U	59 U	59 U	59 U	59

Dichlorobenzene ug/kg		1-Methylnaphthalene ug/kg		2,2'-Oxybis(1-chloropropane) ug/kg		2,4,5-Trichlorophenol ug/kg		2,4,6-Trichlorophenol ug/kg		2,4
SYS_SAMPLE_CODE	INTERPRETED_QUALIFIERS	RESULT_TEXT	INTERPRETED_QUALIFIERS	RESULT_TEXT	INTERPRETED_QUALIFIERS	RESULT_TEXT	INTERPRETED_QUALIFIERS	RESULT_TEXT	INTERPRETED_QUALIFIERS	RESULT_TEXT
ID-ST2-041919	UJ	13.2	J	5.7	UJ	26.9	UJ	25.4	UJ	32
ID-ST2-042222	U	5.3	U	3.4	U	25.7	U	9	U	15.3
ID-ST2-051016	U	19	U	19	U	96	U	96	U	96
IDST2-051914	U	58	U	58	U	290	U	290	U	290
IDST2-052115	U	6.8	J	19	U	96	U	96	U	96
ID-ST3-030823	U	26.3	U	16.8	U	129	U	44.9	U	76.5
ID-ST3-040324	U	231	J	77	U	588	U	205	U	350
ID-ST3-041519	UJ	48.2	UJ	45.9	UJ	218	UJ	206	UJ	259
ID-ST3-041818	U	29.4	U	28.1	U	133	U	126	U	158
ID-ST3-042022	U	15.8	U	10.1	U	77.2	U	26.9	U	46
ID-ST3-051116	U	99	U	99	U	500	U	500	U	500
IDST3-052215	U	57	U	57	U	280	U	280	U	280
IDST3-052314	U	58	U	58	U	290	U	290	U	290
ID-ST3-052517	U	28	U	26.7	U	127	U	120	U	151
ID-ST3-090220	UJ	29.7	UJ	28.3	UJ	134	UJ	127	UJ	160
KC2-ST1-032609	U			180	U	920	U	920	U	920
KC2-ST1-032609-G	U			55	U	270	U	270	U	270
KC2-ST1-102109	U	20	U	20	U	97	U	97	U	97
KCIA1-040912	U	56	J	69	U	350	U	350	U	690
KCIA1-ST1-120310	U	150	U	150	U	760	U	760	U	760
KCIA1-ST1-120310-G	U	62	U	62	U	310	U	310	U	310
KN-ST1-041918	U	29.6	U	28.2	U	134	U	126	U	159
KN-ST1-042319	U	29.3	U	27.9	U	132	U	125	U	158
KN-ST1-050323	U	11.3	J	3.4	U	25.7	U	9	U	15.3
KN-ST1-050422	U	26.2	U	16.8	U	128	U	44.8	U	76.4
MBS-010817-1	U	14.7	U	14	U	66.3	U	62.6	U	78.9
MBS-010917-1	U	72.3	U	68.9	U	327	U	309	U	389
MBS-121818-1	U	29.1	U	27.8	U	132	U	124	U	157
MH101-110411	U	18	U	18	U	92	U	92	U	180
MH14-111411	U	20	U	20	U	97	U	97	U	200
MH15-021804	U			79	U	400	U	400	U	240
MH2-032806	U			59	U	300	U	300	U	300
MH205-072512	U	18	U	18	U	90	U	90	U	180
MH21-102904										
MH218-042310	U	120		110	U	560	U	560	U	560
MH218-051909	U			220	U	1100	U	1100	U	1100
MH21A-031209	U			140	U	720	U	720	U	720
MH220-032416	U	240	U	240	U	1200	U	1200	U	1200
MH222-080312	U	19	U	19	U	95	U	95	U	190
MH226-080312	U	54	U	54	U	270	U	270	U	540
MH23-062014	U	620	U	620	U	3100	U	3100	U	3100
MH232-052709	U			44	U	220	U	220	U	220
MH234-052709	U			40	U	200	U	200	U	200
MH239-060309	U			290	U	1400	U	1400	U	1400
MH241-041311	U	25		19	U	96	U	96	U	96
MH241-072512	U	100	U	100	U	520	U	520	U	1000
MH245-102411	U	59	U	59	U	300	U	300	U	590

l-Dichlorophenol ug/kg		2,4-Dimethylphenol ug/kg		2,4-Dinitrophenol ug/kg		2,4-Dinitrotoluene ug/kg		2,6-Dinitrotoluene ug/kg		2-C
SYS_SAMPLE_CODE	INTERPRETED_QUALIFIERS	RESULT_TEXT	INTERPRETED_QUALIFIERS	RESULT_TEXT	INTERPRETED_QUALIFIERS	RESULT_TEXT	INTERPRETED_QUALIFIERS	RESULT_TEXT	INTERPRETED_QUALIFIERS	RESULT_TEXT
ID-ST2-041919	UJ	26.8	UJ	41.3	UJ	22.9	UJ	26.7	UJ	4.4
ID-ST2-042222	U	97.3	J	33.8	U	16.2	U	20.5	U	8
ID-ST2-051016	U	96	U	190	U	96	U	96	U	19
IDST2-051914	U	290	U	580	U	290	U	290	U	58
IDST2-052115	UJ	96	U	190	U	96	U	96	U	19
ID-ST3-030823	U	18.9	U	169	U	81	U	102	U	39.8
ID-ST3-040324	U	204	U	772	U	370	U	468	U	182
ID-ST3-041519	UJ	217	UJ	334	UJ	185	UJ	216	UJ	35.9
ID-ST3-041818	U	133	U	204	U	113	U	132	U	22
ID-ST3-042022	U	11.3	U	101	U	48.6	U	61.4	U	23.9
ID-ST3-051116	U	500	U	990	U	500	U	500	U	99
IDST3-052215	U	280	U	570	U	280	U	280	U	57
IDST3-052314	U	290	U	580	U	290	U	290	U	58
ID-ST3-052517	U	126	U	195	U	108	U	126	U	20.9
ID-ST3-090220	UJ	134	UJ	206	UJ	114	UJ	133	UJ	22.2
KC2-ST1-032609	U	180	U	1800	U	920	U	920	U	180
KC2-ST1-032609-G	U	55	U	550	U	270	U	270	U	55
KC2-ST1-102109	U	20	U	200	U	97	U	97	U	20
KCIA1-040912	U	140	U	3000	UJ	350	U	350	U	69
KCIA1-ST1-120310	U	150	U	1500	U	760	U	760	U	150
KCIA1-ST1-120310-G	U	62	U	620	U	310	U	310	U	62
KN-ST1-041918	U	133	U	205	U	114	U	133	U	22.1
KN-ST1-042319	U	132	U	203	U	113	U	131	U	21.9
KN-ST1-050323	U	3.8	U	33.8	U	16.2	U	20.5	U	8
KN-ST1-050422	U	18.9	U	169	U	80.8	U	102	U	39.7
MBS-010817-1	U	66.1	U	102	U	56.5	U	65.9	U	11
MBS-010917-1	U	326	U	502	U	278	U	324	U	53.9
MBS-121818-1	U	131	U	202	U	112	U	131	U	21.7
MH101-110411	U	37	U	780	U	92	U	92	U	18
MH14-111411	U	39	UJ	830	U	97	U	97	U	20
MH15-021804	U	79	U	790	U	400	U	400	U	79
MH2-032806	U	59	U	590	U	300	U	300	U	59
MH205-072512	U	36	U	760	U	90	U	90	U	18
MH21-102904										
MH218-042310	U	110	U	1100	U	560	U	560	U	110
MH218-051909	U	220	U	2200	U	1100	U	1100	U	220
MH21A-031209	U	140	U	1400	U	720	U	720	U	140
MH220-032416	U	1200	U	2400	U	1200	U	1200	U	240
MH222-080312	U	38	U	810	U	95	U	95	U	19
MH226-080312	U	110	U	2300	U	270	U	270	U	54
MH23-062014	U	3100	U	6200	U	3100	U	3100	U	620
MH232-052709	U	44	U	440	U	220	U	220	U	44
MH234-052709	U	40	U	400	U	200	U	200	U	40
MH239-060309	U	290	U	2900	U	1400	U	1400	U	290
MH241-041311	U	14	J	210	U	96	U	96	U	19
MH241-072512	U	210	U	4500	U	520	U	520	U	100
MH245-102411	U	120	U	2500	U	300	U	300	U	59

nloronaphthalene ug/kg		2-Chlorophenol ug/kg		2-Methylnaphthalene ug/kg		2-Methylphenol ug/kg		2-Nitroaniline ug/kg		
SYS_SAMPLE_CODE	INTERPRETED_QUALIFIERS	RESULT_TEXT	INTERPRETED_QUALIFIERS	RESULT_TEXT	INTERPRETED_QUALIFIERS	RESULT_TEXT	INTERPRETED_QUALIFIERS	RESULT_TEXT	INTERPRETED_QUALIFIERS	RESULT_TEXT
ID-ST2-041919	UJ	6.5	UJ	14.5	J	7.8	UJ	30.2	UJ	6.9
ID-ST2-042222	U	13.8	U	4.5	U	6.7	U	16.4	U	4.9
ID-ST2-051016	U	19	U	19	U	19	U	96	U	19
IDST2-051914	U	58	U	58	U	58	U	290	U	58
IDST2-052115	U	19	U	12	J	19	U	96	U	19
ID-ST3-030823	U	69.2	U	22.5	U	33.3	U	82	U	24.3
ID-ST3-040324	U	316	U	449	J	152	U	375	U	111
ID-ST3-041519	UJ	52.4	UJ	45.9	UJ	63.5	UJ	244	UJ	56
ID-ST3-041818	U	32	U	28.1	U	38.8	U	149	U	34.2
ID-ST3-042022	U	41.5	U	13.5	U	20	U	49.2	U	14.6
ID-ST3-051116	U	99	U	99	U	99	U	500	U	99
IDST3-052215	U	57	U	57	U	250		280	U	57
IDST3-052314	U	58	U	58	U	58	U	290	U	58
ID-ST3-052517	U	30.5	U	26.7	U	37	U	142	U	32.6
ID-ST3-090220	UJ	32.3	UJ	28.3	UJ	39.1	UJ	151	UJ	34.5
KC2-ST1-032609	U	180	U	180	U	180	U	920	U	920
KC2-ST1-032609-G	U	55	U	55	U	55	U	270	U	270
KC2-ST1-102109	U	20	U	20	U	20	U	97	U	97
KCIA1-040912	U	69	U	87		69	U	350	U	350
KCIA1-ST1-120310	U	150	U	150	U	150	U	760	U	150
KCIA1-ST1-120310-G	U	62	U	62	U	62	U	310	U	62
KN-ST1-041918	U	32.2	U	28.2	U	39	U	150	U	34.4
KN-ST1-042319	U	31.8	U	27.9	U	38.6	U	149	U	34.1
KN-ST1-050323	U	13.8	U	17.7	J	7.6	J	16.4	U	4.9
KN-ST1-050422	U	69.1	U	22.5	U	33.2	U	81.9	U	24.2
MBS-010817-1	U	16	U	24.6	J	19.3	U	74.5	U	17.1
MBS-010917-1	U	78.6	U	68.9	U	95.2	U	367	U	84.1
MBS-121818-1	U	31.7	U	51.3	J	38.4	U	148	U	33.9
MH101-110411	U	18	U	18	U	18	U	92	U	92
MH14-111411	U	20	U	20	U	20	U	97	U	97
MH15-021804	U	79	U	79	U	79	U	400	U	400
MH2-032806	U	59	U	59	U	59	U	300	U	300
MH205-072512	U	18	U	18	U	18	U	90	U	90
MH21-102904										
MH218-042310	U	110	U	110	J	110	U	560	U	110
MH218-051909	U	220	U	220	U	220	U	1100	U	1100
MH21A-031209	U	140	U	140	U	140	U	720	U	720
MH220-032416	U	240	U	240	U	240	U	1200	U	240
MH222-080312	U	19	U	19	U	19	U	95	U	95
MH226-080312	U	54	U	54	U	54	U	270	U	270
MH23-062014	U	620	U	620	U	620	U	3100	U	620
MH232-052709	U	44	U	44	U	44	U	220	U	220
MH234-052709	U	40	U	40	U	40	U	200	U	200
MH239-060309	U	290	U	290	U	290	U	1400	U	1400
MH241-041311	U	19	U	43		43		96	U	96
MH241-072512	U	100	U	100	U	100	U	520	U	520
MH245-102411	U	59	U	59	U	59	U	300	U	300

2-Nitrophenol ug/kg		3,3'-Dichlorobenzidine ug/kg		3-Nitroaniline ug/kg		4,6-Dinitro-2-Methylphenol ug/kg		4-Bromophenyl Phenyl Ether ug/kg		4-Chloro
SYS_SAMPLE_CODE	INTERPRETED_QUALIFIERS	RESULT_TEXT	INTERPRETED_QUALIFIERS	RESULT_TEXT	INTERPRETED_QUALIFIERS	RESULT_TEXT	INTERPRETED_QUALIFIERS	RESULT_TEXT	INTERPRETED_QUALIFIERS	RESULT_TEXT
ID-ST2-041919	UJ	31.2	UJ	37.7	UJ	50.4	UJ	6.1	UJ	28.9
ID-ST2-042222	U	7.1	U	22.2	U	38	U	17	U	12.4
ID-ST2-051016	U	96	UJ	96	U	190	U	19	U	96
IDST2-051914	U	290	U	290	U	580	U	58	U	290
IDST2-052115	U	96	R	96	U	190	U	19	U	96
ID-ST3-030823	U	35.4	U	111	U	190	U	85	U	62
ID-ST3-040324	U	162	U	508	U	868	U	388	U	283
ID-ST3-041519	UJ	253	UJ	305	UJ	409	UJ	49.1	UJ	234
ID-ST3-041818	U	154	U	187	U	250	U	30	U	143
ID-ST3-042022	U	21.3	U	66.8	U	114	U	51	U	37.2
ID-ST3-051116	U	500	U	500	U	990	U	99	U	500
IDST3-052215	U	280	R	280	U	570	U	57	U	280
IDST3-052314	U	290	U	290	U	580	U	58	U	290
ID-ST3-052517	U	147	U	178	U	238	U	28.6	U	136
ID-ST3-090220	UJ	156	UJ	188	UJ	252	UJ	30.3	UJ	144
KC2-ST1-032609	U	920	U	920	U	1800	U	180	U	920
KC2-ST1-032609-G	U	270	U	270	U	550	U	55	U	270
KC2-ST1-102109	U	97	U	97	U	200	U	20	U	97
KCIA1-040912	U	520	U	350	U	690	U	69	U	350
KCIA1-ST1-120310	U	760	U	760	U	1500	U	150	U	760
KCIA1-ST1-120310-G	U	310	U	310	U	620	U	62	U	310
KN-ST1-041918	U	155	U	187	U	251	U	30.2	U	144
KN-ST1-042319	U	154	U	186	U	249	U	29.9	U	142
KN-ST1-050323	U	7.1	U	22.2	U	38	U	17	U	12.4
KN-ST1-050422	U	35.4	U	111	U	189	U	84.8	U	61.9
MBS-010817-1	U	77	U	93	U	125	U	15	U	71.3
MBS-010917-1	U	379	U	458	U	613	U	73.7	U	351
MBS-121818-1	U	153	U	185	U	247	U	29.7	U	141
MH101-110411	U	140	U	92	U	180	U	18	U	92
MH14-111411	U	150	U	97	U	200	U	20	U	97
MH15-021804	U	400	U	480	U	790	U	79	U	160
MH2-032806	U	300	U	300	U	590	U	59	U	300
MH205-072512	U	140	UJ	90	U	180	U	18	U	90
MH21-102904										
MH218-042310	U	560	U	560	U	1100	U	110	U	560
MH218-051909	U	1100	U	1100	U	2200	U	220	U	1100
MH21A-031209	U	720	U	720	U	1400	U	140	U	720
MH220-032416	U	1200	UJ	1200	U	2400	U	240	U	1200
MH222-080312	U	140	UJ	95	U	190	U	19	U	95
MH226-080312	U	400	UJ	270	U	540	U	54	U	270
MH23-062014	U	3100	U	3100	U	6200	U	620	U	3100
MH232-052709	U	220	U	220	U	440	U	44	U	220
MH234-052709	U	200	U	200	U	400	U	40	U	200
MH239-060309	U	1400	U	1400	U	2900	U	290	U	1400
MH241-041311	U	96	U	96	U	190	U	19	U	96
MH241-072512	U	790	UJ	520	U	1000	U	100	U	520
MH245-102411	U	440	U	300	U	590	U	59	U	300

o-3-Methylphenol ug/kg		4-Chloroaniline ug/kg		4-Chlorophenyl Phenylether ug/kg		4-Methylphenol ug/kg		4-Nitroaniline ug/kg		
SYS_SAMPLE_CODE	INTERPRETED_QUALIFIERS	RESULT_TEXT	INTERPRETED_QUALIFIERS	RESULT_TEXT	INTERPRETED_QUALIFIERS	RESULT_TEXT	INTERPRETED_QUALIFIERS	RESULT_TEXT	INTERPRETED_QUALIFIERS	RESULT_TEXT
ID-ST2-041919	UJ	33.7	UJ	7	UJ	218	J	34.9	UJ	44.4
ID-ST2-042222	U	8.4	U	19.1	U	446		29.4	U	32.6
ID-ST2-051016	U	96	U	19	U	44		96	U	96
IDST2-051914	U	290	UJ	58	U	640		290	U	290
IDST2-052115	U	96	U	19	U	15	J	96	U	96
ID-ST3-030823	U	41.9	U	95.7	U	38.1	J	147	U	163
ID-ST3-040324	U	602	U	437	U	2970		672	U	745
ID-ST3-041519	UJ	273	UJ	56.3	UJ	289	J	282	UJ	359
ID-ST3-041818	U	167	U	34.4	U	708		173	U	220
ID-ST3-042022	U	25.1	U	57.4	U	594		88.2	U	97.9
ID-ST3-051116	U	500	U	99	U	520		500	U	500
IDST3-052215	U	280	U	57	U	220		280	U	280
IDST3-052314	U	290	U	58	U	500		290	U	290
ID-ST3-052517	U	159	U	32.8	U	185		164	U	209
ID-ST3-090220	UJ	168	UJ	34.7	UJ	80.1	J	174	UJ	222
KC2-ST1-032609	U	920	U	180	U	180	U	920	U	920
KC2-ST1-032609-G	U	270	U	55	U	55	U	270	U	270
KC2-ST1-102109	U	97	U	20	U	20	U	97	U	97
KCIA1-040912	U	940	U	69	U	38	J	350	U	350
KCIA1-ST1-120310	U	760	U	150	U	150	U	760	U	760
KCIA1-ST1-120310-G	U	310	U	62	U	62	U	310	U	310
KN-ST1-041918	U	168	U	34.6	U	116		174	U	221
KN-ST1-042319	U	166	U	34.3	U	76.3	J	172	U	219
KN-ST1-050323	U	8.4	U	19.1	U	49.1		29.4	U	32.6
KN-ST1-050422	U	41.8	U	95.5	U	168		147	U	163
MBS-010817-1	U	83.1	U	17.2	U	36.3	U	86.1	U	110
MBS-010917-1	U	409	U	84.5	U	179	U	424	U	539
MBS-121818-1	U	165	U	34.1	U	72	U	171	U	217
MH101-110411	U	250	U	18	U	16	J	92	U	92
MH14-111411	U	260	U	20	U	39	U	97	U	97
MH15-021804	U	240	U	79	U	79	U	400	U	400
MH2-032806	U	300	U	59	U	59	U	300	U	300
MH205-072512	U	240	U	18	U	16	J	90	U	90
MH21-102904										
MH218-042310	U	560	U	110	U	5200		560	U	560
MH218-051909	U	1100	U	220	U	450		1100	U	1100
MH21A-031209	U	720	U	140	U	140	U	720	U	720
MH220-032416	U	1200	U	240	U	240	UJ	1200	U	1200
MH222-080312	U	260	U	19	U	38	U	95	U	95
MH226-080312	U	730	U	54	U	43	J	270	U	270
MH23-062014	U	3100	U	620	U	470	J	3100	U	3100
MH232-052709	U	220	U	44	U	44	U	220	U	220
MH234-052709	U	200	U	40	U	34	J	200	U	200
MH239-060309	U	1400	U	290	U	2800		1400	U	1400
MH241-041311	U	96	U	19	U	580		96	U	96
MH241-072512	U	1400	U	100	U	100	J	520	U	520
MH245-102411	U	800	U	59	U	120	U	300	UJ	300

4-Nitrophenol ug/kg		8-9 Phi Clay %		9-10 Phi Clay %		Acenaphthene ug/kg		Acenaphthylene ug/kg		
SYS_SAMPLE_CODE	INTERPRETED_QUALIFIERS	RESULT_TEXT	INTERPRETED_QUALIFIERS	RESULT_TEXT	INTERPRETED_QUALIFIERS	RESULT_TEXT	INTERPRETED_QUALIFIERS	RESULT_TEXT	INTERPRETED_QUALIFIERS	RESULT_TEXT
ID-ST2-041919	UJ					28.9	J	18.9	J	47
ID-ST2-042222	U					5.2	U	6.2	U	7.2
ID-ST2-051016	U					19	U	19	U	19
IDST2-051914	U	2.9		1.9		58	U	58	U	58
IDST2-052115	U					19	U	19	U	5.8
ID-ST3-030823	U					26.1	U	31.2	U	35.9
ID-ST3-040324	U					333	J	142	U	223
ID-ST3-041519	UJ					41.5	UJ	38.6	UJ	48
ID-ST3-041818	U					25.4	U	23.6	U	29.3
ID-ST3-042022	U					15.7	U	18.7	U	21.6
ID-ST3-051116	U					99	U	99	U	99
IDST3-052215	U					57	U	57	U	57
IDST3-052314	U	0.9		0.8		58	U	58	U	58
ID-ST3-052517	U					24.2	U	22.5	U	28
ID-ST3-090220	UJ					25.6	UJ	23.8	UJ	29.6
KC2-ST1-032609	U					160	J	180	U	310
KC2-ST1-032609-G	U					55	U	55	U	55
KC2-ST1-102109	U									
KCIA1-040912	U	0.8		0.7		120		45	J	400
KCIA1-ST1-120310	U	2.5		2.4		390		150	U	1200
KCIA1-ST1-120310-G	U	3.1	U	3.1	U	86		62	U	320
KN-ST1-041918	U					25.5	U	23.7	U	64.8
KN-ST1-042319	U					25.2	U	23.5	U	77.7
KN-ST1-050323	U					11.5	J	6.2	U	53.5
KN-ST1-050422	U					26	U	31.1	U	45
MBS-010817-1	U					12.7	U	11.8	U	46
MBS-010917-1	U					62.3	U	57.9	U	72
MBS-121818-1	U					25.1	U	23.3	U	50.6
MH101-110411	U	1.8	U	1.8	U	18	U	18	U	18
MH14-111411	U	2.7	U	2.7	U	20	U	20	U	20
MH15-021804	U	1		0.2		43	J	79	U	53
MH2-032806	U	3.7		3		59	U	59	U	59
MH205-072512	U	1.8	U	1.8	U	18	U	18	U	18
MH21-102904		7.2		4.2						
MH218-042310	U	3.7		3.4		540		110	U	300
MH218-051909	U	1.8		1.5		250		220	U	430
MH21A-031209	U	11.2		6.2		140	U	140	U	140
MH220-032416	U					240	U	240	U	130
MH222-080312	U	0.5		0.3		19	U	19	U	9.5
MH226-080312	U	1.3		0.8		54		54	U	150
MH23-062014	U	1.8		0.4		620	U	620	U	680
MH232-052709	U					44	U	44	U	44
MH234-052709	U					40	U	40	U	40
MH239-060309	U	2		1.2		290	U	290	U	290
MH241-041311	U	1.7		0.8		27		14	J	160
MH241-072512	U	2		1.6		100	U	100	U	63
MH245-102411	UJ	0.2	U	0.2	U	59	U	59	U	59

Appendix B: All Data for Prioritization

Anthracene ug/kg		Aroclor 1016 ug/kg		Aroclor 1221 ug/kg		Aroclor 1232 ug/kg		Aroclor 1242 ug/kg		
SYS_SAMPLE_CODE	INTERPRETED_QUALIFIERS	RESULT_TEXT	INTERPRETED_QUALIFIERS	RESULT_TEXT	INTERPRETED_QUALIFIERS	RESULT_TEXT	INTERPRETED_QUALIFIERS	RESULT_TEXT	INTERPRETED_QUALIFIERS	RESULT_TEXT
ID-ST2-041919	J	19.9	U	19.9	U	19.9	U	19.9	U	120
ID-ST2-042222	U	20	U	20	U	20	U	20	U	52.1
ID-ST2-051016	U	19	U	19	U	19	U	19	U	28
IDST2-051914	U	19	U	19	U	19	U	19	U	94
IDST2-052115	J	18	U	18	U	18	U	18	U	46
ID-ST3-030823	U	20	U	20	U	20	U	20	U	20
ID-ST3-040324	J	342	U	342	U	342	U	342	U	342
ID-ST3-041519	UJ	19.9	U	19.9	U	19.9	U	19.9	U	19.9
ID-ST3-041818	U	19.8	U	19.8	U	19.8	U	19.8	U	19.8
ID-ST3-042022	U	20	U	20	U	20	U	20	U	20
ID-ST3-051116	U	20	U	20	U	20	U	20	U	20
IDST3-052215	U	19	U	19	U	19	U	19	U	19
IDST3-052314	U	19	U	19	U	19	U	19	U	19
ID-ST3-052517	UJ	7.7	U	7.7	U	7.7	U	7.7	U	7.7
ID-ST3-090220	UJ	19.7	U	19.7	U	19.7	U	19.7	U	19.7
KC2-ST1-032609		20	U	20	U	20	U	20	U	20
KC2-ST1-032609-G	U	20	U	20	U	20	U	20	U	20
KC2-ST1-102109										
KCIA1-040912		19	U	19	U	19	U	19	U	19
KCIA1-ST1-120310		20	U	20	U	20	U	20	U	30
KCIA1-ST1-120310-G		19	U	19	U	19	U	19	U	19
KN-ST1-041918	J	19.1	U	19.1	U	19.1	U	19.1	U	31.3
KN-ST1-042319	J	19.9	U	19.9	U	19.9	U	19.9	U	34.1
KN-ST1-050323		20	UJ	20	UJ	20	UJ	20	UJ	39.9
KN-ST1-050422	J	19.9	U	19.9	U	19.9	U	19.9	U	19.9
MBS-010817-1	J	1.5	U	1.5	U	1.5	U	1.5	U	9.6
MBS-010917-1	U	1.5	U	1.5	U	1.5	U	1.5	U	13.8
MBS-121818-1	J	19.6	U	19.6	U	19.6	U	19.6	U	19.6
MH101-110411	U	18	U	18	U	18	U	18	U	18
MH14-111411	U	20	U	20	U	20	U	20	U	20
MH15-021804	J	19	U	19	U	19	U	19	U	19
MH2-032806	U	19	U	19	U	19	U	19	U	19
MH205-072512	U	18	U	18	U	18	U	18	U	18
MH21-102904										
MH218-042310		36	U	36	U	36	U	36	U	880
MH218-051909		160	U	160	U	160	U	160	U	190
MH21A-031209	U	20	U	20	U	20	U	20	U	44
MH220-032416	J	20	U	20	U	20	U	20	U	30
MH222-080312	J	17	U	17	U	17	U	17	U	11
MH226-080312		17	U	17	U	17	U	17	U	43
MH23-062014		19	U	19	U	19	U	19	U	120
MH232-052709	U	96	U	96	U	96	U	96	U	96
MH234-052709	U	19	U	19	U	19	U	19	U	19
MH239-060309	U	39	U	39	U	39	U	39	U	39
MH241-041311		20	U	20	U	20	U	20	U	94
MH241-072512	J	18	U	18	U	18	U	18	U	78
MH245-102411	U	20	U	20	U	20	U	20	U	30

Aroclor 1248 ug/kg		Aroclor 1254 ug/kg		Aroclor 1260 ug/kg		Arsenic mg/kg		Benzo(A)Anthracene ug/kg		B
SYS_SAMPLE_CODE	INTERPRETED_QUALIFIERS	RESULT_TEXT	INTERPRETED_QUALIFIERS	RESULT_TEXT	INTERPRETED_QUALIFIERS	RESULT_TEXT	INTERPRETED_QUALIFIERS	RESULT_TEXT	INTERPRETED_QUALIFIERS	RESULT_TEXT
ID-ST2-041919		66.4		19.9	U	9.53	U	128	J	162
ID-ST2-042222		33.7		20	U	0.727	U	13.1	J	17
ID-ST2-051016	U	17	J	19	U	6	U	14	J	18
IDST2-051914	U	72		20		15		55	J	72
IDST2-052115	U	40		18	U	9		21		29
ID-ST3-030823	U	42.9		22.6		12.3		30.6	J	39.3
ID-ST3-040324	U	342	U	342	U	249		350	J	407
ID-ST3-041519	U	19.9	U	19.9	U			48.8	J	82.8
ID-ST3-041818	U	19.8	U	19.8	U	18.5		55.4	J	85.4
ID-ST3-042022	U	27.3		20	U	3.56	U	23.8	J	40.3
ID-ST3-051116	U	22		17	J	10		99	U	99
IDST3-052215	U	19	U	19	U	15		17	J	20
IDST3-052314	U	23	UJ	13	J	19		58	U	32
ID-ST3-052517	U	12.3	J	11.9	J	11.9		24.4	U	30.5
ID-ST3-090220	U	38.8		19.7	U	11.3	U	25.9	UJ	34.6
KC2-ST1-032609	U	32		25		30	UJ	2100		2600
KC2-ST1-032609-G	U	98	Y	20	U	10	J	180		200
KC2-ST1-102109										
KCIA1-040912	U	13	J	16	J	11		2100		3000
KCIA1-ST1-120310	Y	55		57		13.1		6500		7200
KCIA1-ST1-120310-G	U	19	U	19	U	10	U	1700		1500
KN-ST1-041918		44.7		24.2		13.8		145		254
KN-ST1-042319		73.5	J	45.4		26.7		228		262
KN-ST1-050323	J	48.4	J	44.5	J	23.5		158		222
KN-ST1-050422	U	58.8		40.6		6.16	J	88.5	J	121
MBS-010817-1		32.6		32.1		21		200		224
MBS-010917-1		26.1		45.2		29.8		151	J	172
MBS-121818-1	U	184		272		19.3	U	233		322
MH101-110411	U	18	U	18	U	6		18	U	13
MH14-111411	U	20	UJ	20	U	6	U	25		36
MH15-021804	U	19	U	19	U	6	U	220		200
MH2-032806	U	19	U	19	U	10	U	36	J	59
MH205-072512	U	18	U	18	U	12		18	U	18
MH21-102904						22				
MH218-042310	Y	1500		260		21.7		980		690
MH218-051909		530		160	U	24	J	1200		1200
MH21A-031209	Y	53		49	Y	10		130	J	160
MH220-032416	U	90	J	110		10		240		300
MH222-080312	J	13	J	15	J	12		25		28
MH226-080312		59		56	J	10	U	480		530
MH23-062014		240		180		10	U	4900		6000
MH232-052709	U	210	Y	620		9	J	27	J	24
MH234-052709	U	19	U	19	U	10	J	44		44
MH239-060309	U	53		120		10	J	480		620
MH241-041311		100		110	J	21		99		68
MH241-072512		100		110	J	10	U	200		240
MH245-102411		20	U	20	U	6	U	59	U	30

enzo(A)Pyrene ug/kg		Benzo(G,H,I)Perylene ug/kg		Benzofluoranthenes, Total ug/kg		Benzoic Acid ug/kg		Benzyl Alcohol ug/kg		bis(2-Cf
SYS_SAMPLE_CODE	INTERPRETED_QUALIFIERS	RESULT_TEXT	INTERPRETED_QUALIFIERS	RESULT_TEXT	INTERPRETED_QUALIFIERS	RESULT_TEXT	INTERPRETED_QUALIFIERS	RESULT_TEXT	INTERPRETED_QUALIFIERS	RESULT_TEXT
ID-ST2-041919	J	94.4	J	438	J	703	J	482	J	6.3
ID-ST2-042222	J	19	J	63.6		122	U	16.2	U	4.3
ID-ST2-051016	J	22	J	41		95	J	34		19
IDST2-051914		78		190		670		490		58
IDST2-052115		19	U	86		440		19	R	19
ID-ST3-030823	J	67.9	U	143	J	1580		5110		21.5
ID-ST3-040324	J	418	J	1880		45400		60800		98.4
ID-ST3-041519	J	53.2	J	234	J	1330	J	1240	J	51.3
ID-ST3-041818	J	131		226		8540		1550		31.4
ID-ST3-042022	J	40.8	U	143		842		734		12.9
ID-ST3-051116	U	99	U	200	U	520	J	690		99
IDST3-052215	J	46	J	54	J	1900		57	R	57
IDST3-052314	J	41	J	76	J	4400		6400		58
ID-ST3-052517	U	27.4	U	48.1	U	279	U	140		29.9
ID-ST3-090220	J	97.7	J	103	J	295	UJ	225	J	31.7
KC2-ST1-032609		2100		6600		1800	U	180	U	180
KC2-ST1-032609-G		120	J	580		550	U	55	U	55
KC2-ST1-102109						48	J	20	U	20
KCIA1-040912		1900		6000		480	J	83		69
KCIA1-ST1-120310		2700		16000		1500	U	760	UJ	150
KCIA1-ST1-120310-G		660		3300		620	U	310	UJ	62
KN-ST1-041918		185		543		294	U	193		31.5
KN-ST1-042319		409		978		650	J	1150		31.2
KN-ST1-050323		137		831		294		413		4.3
KN-ST1-050422		165		436		1800		950		21.5
MBS-010817-1		137		670		1950		1580	J	15.6
MBS-010917-1	J	153	J	709		739	J	5760	J	77
MBS-121818-1		399		1000		2960		2050		31
MH101-110411	J	21		26		150	J	18	U	18
MH14-111411		26		68		390	U	2600		20
MH15-021804		83		430		790	U	79	U	79
MH2-032806	U	31	J	93		590	U	59	U	59
MH205-072512	U	14	J	16	J	360	U	18	U	18
MH21-102904										
MH218-042310		380		2200		4800		960		110
MH218-051909		250		2600		2200	U	220	U	220
MH21A-031209		210		430		1400	U	140	U	140
MH220-032416		500		750		2400	UJ	240	U	240
MH222-080312		23	J	70		380	U	19	U	19
MH226-080312		330	J	1100		1100	U	54	U	54
MH23-062014		5900		14000		5100	J	620	U	620
MH232-052709	J	44	U	84	J	440	U	44	U	44
MH234-052709		40	U	91		400	U	40	U	40
MH239-060309		380		1960		2900	U	410		290
MH241-041311		76		280		340		100		19
MH241-072512		370		550		1600	J	220		100
MH245-102411	J	59	U	59		1200	U	59	U	59

Methoxy methane ug/kg		Bis-(2-chloroethyl) ether ug/kg		Bis(2-ethylhexyl)phthalate ug/kg		Butylbenzylphthalate ug/kg		Carbazole ug/kg		
SYS_SAMPLE_CODE	INTERPRETED_QUALIFIERS	RESULT_TEXT	INTERPRETED_QUALIFIERS	RESULT_TEXT	INTERPRETED_QUALIFIERS	RESULT_TEXT	INTERPRETED_QUALIFIERS	RESULT_TEXT	INTERPRETED_QUALIFIERS	RESULT_TEXT
ID-ST2-041919	UJ	6.8	UJ	1110	J	4030	J	53.4	J	263
ID-ST2-042222	U	120		215		9.4	U	5.5	J	35.2
ID-ST2-051016	U	19	U	140		19	U	19	U	30
IDST2-051914	U	58	U	2900		55	J	58	U	110
IDST2-052115	U	19	U	230		17	J	19	U	48
ID-ST3-030823	U	96.4	U	342		75.1	J	21.4	U	67.7
ID-ST3-040324	U	441	U	6650		215	U	98	U	898
ID-ST3-041519	UJ	54.9	UJ	738	J	72.9	J	59.7	UJ	104
ID-ST3-041818	U	33.6	U	1920		39.8	U	36.5	U	111
ID-ST3-042022	U	57.9	U	592		28.2	U	12.9	U	66.8
ID-ST3-051116	U	99	U	9100		99	U	99	U	54
IDST3-052215	U	57	U	420		37	J	57	U	34
IDST3-052314	U	58	U	480		70		58	U	56
ID-ST3-052517	U	32	U	155	J	37.9	U	34.7	U	24.6
ID-ST3-090220	UJ	33.8	UJ	559	J	72	J	36.8	UJ	63.5
KC2-ST1-032609	U	180	U	3700		180	U	610		3800
KC2-ST1-032609-G	U	55	U	360		55	U	36	J	280
KC2-ST1-102109	U	20	U					510		
KCIA1-040912	U	69	U	1800	B	120		700		3500
KCIA1-ST1-120310	U	150	U	3800	B	150	J	1900		8800
KCIA1-ST1-120310-G	U	62	U	160	U	62	U	440		1900
KN-ST1-041918	U	33.7	U	2980		40	U	36.6	U	382
KN-ST1-042319	U	33.4	U	4350		194		68.2	J	612
KN-ST1-050323	U	19.3	U	1970		121		42.1		412
KN-ST1-050422	U	96.2	U	2760	J	144	J	33.5	J	250
MBS-010817-1	U	16.7	U	14500		533		118	J	447
MBS-010917-1	U	82.4	U	9610		298		89.5	U	478
MBS-121818-1	U	4530		12800		39.4	U	98.4		585
MH101-110411	U	18	U	170	B	48		18	UJ	22
MH14-111411	U	20	U	1000	B	40		20	U	56
MH15-021804	U	160	U	630		530		83		280
MH2-032806	U	59	U	380		59	U	59	U	60
MH205-072512	U	18	U	110	J	76	J	18	U	16
MH21-102904										
MH218-042310	U	110	U	26000		540		110	U	1500
MH218-051909	U	220	U	12000		220	U	170	J	1400
MH21A-031209	U	140	U	5100		240		140	U	310
MH220-032416	UJ	240	UJ	2700		300		240	U	530
MH222-080312	U	19	U	350	B	84		19	U	44
MH226-080312	U	54	U	1300	B	380		97		810
MH23-062014	U	620	U	18000		1300		1600		9100
MH232-052709	U	44	U	530		44	U	44	U	55
MH234-052709	U	40	U	300		40	U	40	U	66
MH239-060309	U	290	U	20000		1200		290	U	1200
MH241-041311	U	19	U	3900		260	J	56		290
MH241-072512	U	100	U	8100	B	450	J	100	U	550
MH245-102411	U	59	U	500		59	U	59	U	62

Chrysene ug/kg		Coarse Sand %		Coarse Silt %		Copper mg/kg		cPAH ug/kg		Diben
SYS_SAMPLE_CODE	INTERPRETED_QUALIFIERS	RESULT_TEXT	INTERPRETED_QUALIFIERS	RESULT_TEXT	INTERPRETED_QUALIFIERS	RESULT_TEXT	INTERPRETED_QUALIFIERS	RESULT_TEXT	INTERPRETED_QUALIFIERS	RESULT_TEXT
ID-ST2-041919	J					41.2		239.58	J	25
ID-ST2-042222		8.3				25.8		30.682	J	17.2
ID-ST2-051016		5.9				19.9		29.2	J	19
IDST2-051914		5.4		11.9		30.6		114.7	J	58
IDST2-052115		19.9				29.4		44.93		19
ID-ST3-030823	J					38.7		82.312	J	86.1
ID-ST3-040324		9.9				763		753.23	J	393
ID-ST3-041519	J							150.79	J	49.9
ID-ST3-041818						45.5		144.25		30.5
ID-ST3-042022						34.5		72.648	J	51.7
ID-ST3-051116	J					36.6		89.74	J	99
IDST3-052215	J	21				25.6		41.14	J	57
IDST3-052314	J	9.8		9.1		35.2		57.56	J	58
ID-ST3-052517	U					25.6		85.3615	U	29
ID-ST3-090220	J					22.3		74.535	J	30.8
KC2-ST1-032609						102	J	4038		800
KC2-ST1-032609-G		12.7				23	J	322.8		160
KC2-ST1-102109										
KCIA1-040912		22.2		1.5		62.6		4281		640
KCIA1-ST1-120310		16.6		7.7		429	J	8586		220
KCIA1-ST1-120310-G		12.3		3.1		78	J	1852.2		58
KN-ST1-041918						55.4		362.3		30.6
KN-ST1-042319						86.2		455.46	J	97.1
KN-ST1-050323		2.6				96.8	J	342.21		20.5
KN-ST1-050422		1.5				78.2		207.11	J	85.9
MBS-010817-1		5.9		4.8		87.6		349.33		60.7
MBS-010917-1		23.8		2.6		114		312.12	J	90.1
MBS-121818-1		17.1				146		525.25		114
MH101-110411		10.1		1.8	U	36	J	21.42		18
MH14-111411		25.2		2.7	U	36.4	J	51.36		20
MH15-021804		14.2		3.1		32.7	J	337.6		79
MH2-032806		12.9		4.5		54.7		57.75		59
MH205-072512	J	9.5		1.8	U	40.2	J	16.16		18
MH21-102904		6.9		3.9		269				
MH218-042310		5.5		21.9		120		1110		130
MH218-051909		5.9		6.8		62.2	J	1928		220
MH21A-031209		2.1		4.6		176		257.1		140
MH220-032416		9.1				103		476.3		240
MH222-080312		13.5		2.4		25.4		43.44		19
MH226-080312		22.5		4.2		98.5		756.5		86
MH23-062014		8.9		10.4		153		8821		1000
MH232-052709		20.8				34.9	J	46.65		44
MH234-052709		25.2				28	J	68.16		40
MH239-060309		13.1		7.9		297	J	964		290
MH241-041311		14.4		13.2		205		96.2		19
MH241-072512		8.1		16.6		163	J	381.5		100
MH245-102411		23.2		0.2	U	39		54.22		59

zo(A,H)Anthracene ug/kg		Dibenzofuran ug/kg		Diesel Range Hydrocarbons mg/kg		Diethylphthalate ug/kg		Dimethylphthalate ug/kg		Di-
SYS_SAMPLE_CODE	INTERPRETED_QUALIFIERS	RESULT_TEXT	INTERPRETED_QUALIFIERS	RESULT_TEXT	INTERPRETED_QUALIFIERS	RESULT_TEXT	INTERPRETED_QUALIFIERS	RESULT_TEXT	INTERPRETED_QUALIFIERS	RESULT_TEXT
ID-ST2-041919	J	23.8	J			17.7	UJ	6.4	UJ	134
ID-ST2-042222	U	14.1	U			19.7	U	4.4	U	7.1
ID-ST2-051016	U	19	U	10		19	U	19	U	110
IDST2-051914	U	58	U	87		58	U	58	U	58
IDST2-052115	U	19	U	65		19	U	19	U	15
ID-ST3-030823	U	70.5	U			98.5	U	21.9	U	295
ID-ST3-040324	U	322	U			450	U	100	U	128
ID-ST3-041519	UJ	37.3	UJ			143	UJ	52.1	UJ	619
ID-ST3-041818	U	22.8	U			87.6	U	31.9	U	123
ID-ST3-042022	U	42.4	U			59.1	U	13.2	U	16.8
ID-ST3-051116	U	99	U	180		99	U	99	U	150
IDST3-052215	U	57	U	180		57	U	57	U	23
IDST3-052314	U	58	U	180		58	U	58	U	58
ID-ST3-052517	U	21.7	U			83.4	U	30.4	U	50.9
ID-ST3-090220	UJ	23	UJ			88.4	UJ	32.2	UJ	73.6
KC2-ST1-032609		110	J			180	U	180	U	180
KC2-ST1-032609-G	U	55	U	74		55	U	55	U	55
KC2-ST1-102109		42								
KCIA1-040912		140		200		170	U	69	U	69
KCIA1-ST1-120310		340		240		150	U	150	U	150
KCIA1-ST1-120310-G	J	76		59	U	62	U	62	U	62
KN-ST1-041918	U	22.9	U			88	U	32	U	52.1
KN-ST1-042319	J	41.1	J			87.1	U	31.7	U	26.1
KN-ST1-050323		22.2				19.7	U	28.8		37.8
KN-ST1-050422	U	70.4	U			98.3	U	21.9	U	28
MBS-010817-1		11.4	U			43.7	U	15.9	U	61.1
MBS-010917-1	J	56	U			215	U	78.2	U	64.5
MBS-121818-1		22.6	U	746		86.6	U	88.9	J	580
MH101-110411	U	18	U	35		46	U	18	U	18
MH14-111411	U	20	U	80		49	U	32		20
MH15-021804	U	79	U	85		79	U	79	U	79
MH2-032806	U	59	U	75		59	U	59	U	59
MH205-072512	U	18	U	27	U	45	U	18	U	18
MH21-102904				370						
MH218-042310		130		760		110	U	110	U	110
MH218-051909	U	220	U	1500		220	U	220	U	220
MH21A-031209	U	140	U	880		140	U	140	U	1400
MH220-032416	U	240	U	650		240	U	240	U	240
MH222-080312	U	19	U	35		47	U	19	U	180
MH226-080312		32	J	95		140	U	59		54
MH23-062014		620	U	1500		620	U	620	U	620
MH232-052709	U	44	U	58	U	44	U	44	U	44
MH234-052709	U	40	U	60		40	U	40	U	40
MH239-060309	U	290	U	830		290	U	290	U	210
MH241-041311	U	29		650		19	U	19	U	440
MH241-072512		100	U	750		260	U	100	U	140
MH245-102411	U	59	U	59	U	150	U	59	U	59

N-Butylphthalate ug/kg		Di-N-Octylphthalate ug/kg		Fine Sand %		Fine Silt %		Fluoranthene ug/kg	
SYS_SAMPLE_CODE	INTERPRETED_QUALIFIERS	RESULT_TEXT	INTERPRETED_QUALIFIERS	RESULT_TEXT	INTERPRETED_QUALIFIERS	RESULT_TEXT	INTERPRETED_QUALIFIERS	RESULT_TEXT	INTERPRETED_QUALIFIERS
ID-ST2-041919	J	268	J					473	J
ID-ST2-042222	J	4.4	U	15.8				43.9	
ID-ST2-051016		19	U	31.6				44	
IDST2-051914	U	58	U	20.3		4.1		150	
IDST2-052115	J	19	U	15.4				57	
ID-ST3-030823		27.3	J					72.7	J
ID-ST3-040324	U	100	U	12.8				1060	
ID-ST3-041519	J	70.6	UJ					92.2	J
ID-ST3-041818		43.2	U					88	J
ID-ST3-042022	U	13.2	U					40.5	J
ID-ST3-051116		99	U					60	J
IDST3-052215	J	57	U	6				28	J
IDST3-052314	U	58	U	14.3		4.4		70	
ID-ST3-052517	J	41.1	U					21.3	U
ID-ST3-090220	J	43.5	UJ					55	J
KC2-ST1-032609	U	110	J					7300	
KC2-ST1-032609-G	U	55	U	3				560	
KC2-ST1-102109									
KCIA1-040912	U	120		12.4		2.1		6900	
KCIA1-ST1-120310	U	150	U	12.8		5.3		24000	
KCIA1-ST1-120310-G	U	62	U	3		3.1	U	4700	
KN-ST1-041918	J	226						441	
KN-ST1-042319	U	198						677	
KN-ST1-050323		123		7.2				511	
KN-ST1-050422	U	60.6	J	10.9				391	J
MBS-010817-1		308		9				586	
MBS-010917-1	U	106	U	11.7				482	
MBS-121818-1		461		10.2				725	
MH101-110411	U	18	U	2.1		1.8	U	20	
MH14-111411	U	610		4.2		2.7	U	89	
MH15-021804	U	79	U	14.1		2.7		810	
MH2-032806	U	93		13.1		6.5		92	
MH205-072512	U	9.9	J	2.5		1.8	U	25	
MH21-102904				11.5		11			
MH218-042310	U	110	U	10.2		10.1		3100	
MH218-051909	U	410		18.4		4.2		3300	
MH21A-031209		190		5		18.2		390	
MH220-032416	U	240	U	6.9				660	
MH222-080312		19	U	18.3		1		64	
MH226-080312		54	U	9.5		2.9		1200	
MH23-062014	U	650		7.3		10.3		16000	
MH232-052709	U	100		1.4				89	
MH234-052709	U	40	U	0.3				120	
MH239-060309	J	5700		16.7		5.1		1600	
MH241-041311		3500		5.5		5.1		350	
MH241-072512		21000		8.6		5.6		600	
MH245-102411	U	59	U	1.5		0.2	U	56	J

Fluorene ug/kg		Gravel %		Hexachlorobenzene ug/kg		Hexachlorobutadiene ug/kg		Hexachlorocyclopentadiene ug/kg		He
SYS_SAMPLE_CODE	INTERPRETED_QUALIFIERS	RESULT_TEXT	INTERPRETED_QUALIFIERS	RESULT_TEXT	INTERPRETED_QUALIFIERS	RESULT_TEXT	INTERPRETED_QUALIFIERS	RESULT_TEXT	INTERPRETED_QUALIFIERS	RESULT_TEXT
ID-ST2-041919	J			4.7	UJ	5	UJ	41.3	UJ	5.6
ID-ST2-042222	U			13.5	U	4.8	U	24.4	U	3.4
ID-ST2-051016	U	1.5		19	U	19	U	96	U	19
IDST2-051914	U	3.6		58	U	58	U	290	U	58
IDST2-052115	U	1.8		19	U	19	U	96	U	19
ID-ST3-030823	U			67.3	U	24	U	122	U	17.2
ID-ST3-040324	U			308	U	110	U	559	U	158
ID-ST3-041519	UJ			38.4	UJ	40.5	UJ	334	UJ	45.7
ID-ST3-041818	U			23.5	U	24.8	U	204	U	28
ID-ST3-042022	U			40.4	U	14.4	U	73.4	U	10.3
ID-ST3-051116	U			99	U	99	U	500	U	99
IDST3-052215	U	6.3		57	U	57	U	280	U	57
IDST3-052314	U	18		58	U	58	U	290	U	58
ID-ST3-052517	U			22.3	U	23.6	U	195	U	26.6
ID-ST3-090220	UJ			23.7	UJ	25	UJ	206	UJ	28.2
KC2-ST1-032609	J			180	U	180	U	920	U	180
KC2-ST1-032609-G	U	54.7		55	U	55	U	270	U	55
KC2-ST1-102109				20	U	20	U	97	U	20
KCIA1-040912		2.4		69	U	350	U	1400	UJ	69
KCIA1-ST1-120310		3		150	U	150	U	760	U	150
KCIA1-ST1-120310-G		55.8		62	U	62	U	310	U	62
KN-ST1-041918	U			23.6	U	24.9	U	205	U	28.1
KN-ST1-042319	U			23.3	U	24.7	U	203	U	27.8
KN-ST1-050323	J			13.5	U	4.8	U	24.4	U	3.4
KN-ST1-050422	U			67.2	U	24	U	122	U	17.2
MBS-010817-1	J			432		12.4	U	102	U	13.9
MBS-010917-1	U			57.6	U	60.9	U	502	U	68.6
MBS-121818-1	U			23.2	U	24.5	U	202	U	27.7
MH101-110411	U	69		18	U	92	U	370	U	18
MH14-111411	U	16.9		20	U	97	U	390	U	20
MH15-021804	J	21.5		79	U	79	U	400	U	79
MH2-032806	U	10.9		59	U	59	U	300	U	59
MH205-072512	U	65.9		18	U	18	U	360	U	18
MH21-102904		7.9								
MH218-042310		1.4		110	U	110	U	560	U	110
MH218-051909		14.2		220	U	220	U	1100	U	220
MH21A-031209	U	0.2		140	U	140	U	720	U	140
MH220-032416	U	11.7		240	U	240	U	1200	U	240
MH222-080312	U	10.8		19	UJ	19	U	380	U	19
MH226-080312		11.8		54	UJ	54	U	1100	U	54
MH23-062014	U	10.9		620	U	620	U	3100	U	620
MH232-052709	U	28		44	U	44	U	220	U	44
MH234-052709	U	31.4		40	U	40	U	200	U	40
MH239-060309	U	2.8		290	U	290	U	1400	U	290
MH241-041311		19.8		19	U	19	U	96	U	19
MH241-072512	U	0.5		100	U	100	U	2100	U	100
MH245-102411	U	48.6		59	U	300	U	1200	UJ	59

Appendix B: All Data for Prioritization

Dichloroethane ug/kg		HPAH ug/kg		Indeno(1,2,3-Cd)Pyrene ug/kg		Isophorone ug/kg		Lead mg/kg		
SYS_SAMPLE_CODE	INTERPRETED_QUALIFIERS	RESULT_TEXT	INTERPRETED_QUALIFIERS	RESULT_TEXT	INTERPRETED_QUALIFIERS	RESULT_TEXT	INTERPRETED_QUALIFIERS	RESULT_TEXT	INTERPRETED_QUALIFIERS	
ID-ST2-041919	UJ	2116.9	J	83.5	J	7.7	UJ	25.9		550.9
ID-ST2-042222	U	251.9	J	16.6	J	3.9	U	14.7		25.3
ID-ST2-051016	U	226	J	16	J	19	U	11		31
IDST2-051914	U	840	J	55	J	58	U	20		122
IDST2-052115	U	290		19	U	19	U	15		53.8
ID-ST3-030823	U	433.8	J	73.2	U	19.6	U	45.6		49.6
ID-ST3-040324	U	6193	J	335	U	218	U	907		3226
ID-ST3-041519	UJ	772.6	J	62.7	J	62.7	UJ			162
ID-ST3-041818	U	936.8		98	J	38.4	U	59.6		325
ID-ST3-042022	U	356.9	J	43.9	U	11.8	U	56.4		60
ID-ST3-051116	U	164	J	99	U	99	U	46		99
IDST3-052215	U	250	J	23	J	57	U	59		20
IDST3-052314	U	371	J	29	J	58	U	50		44
ID-ST3-052517	U	94.3	U	28.2	U	36.5	U	76.3		94.3
ID-ST3-090220	UJ	450.6	J	40.5	J	38.7	UJ	32.7		32.2
KC2-ST1-032609	U	32700		2100		180	U	110	J	3840
KC2-ST1-032609-G	U	2530	J	120	J	55	U	26	J	200
KC2-ST1-102109	U					20	U			
KCIA1-040912	U	30940		1800		69	U	72		4265
KCIA1-ST1-120310	U	83320		2900		150	U	110	J	9560
KCIA1-ST1-120310-G	U	17458	J	740		62	U	34	J	2726
KN-ST1-041918	U	2648.7		158		38.5	U	34.1		510.9
KN-ST1-042319	U	4296.1	J	279		38.1	U	66.3		465
KN-ST1-050323	U	3168.4		89.9		3.9	U	56.2		309.3
KN-ST1-050422	U	1939.5	J	112		19.6	U	53.7		260.1
MBS-010817-1	U	3047.5		95.8		19.1	U	29.4		383.4
MBS-010917-1	U	2781.1	J	133	J	94.1	U	46.7		236
MBS-121818-1	U	4354		285		37.9	U	61.3		431
MH101-110411	U	136	J	11	J	18	U	15	J	11
MH14-111411	U	403	J	15	J	20	U	20		76
MH15-021804	U	2623		110		79	U	15	J	709
MH2-032806	U	397	J	59	U	59	U	117		74
MH205-072512	U	94	J	18	U	18	U	448		9.9
MH21-102904								4910		
MH218-042310	U	10630		350		110	U	150		3220
MH218-051909	U	12450		300		220	U	130	J	2890
MH21A-031209	U	2240	J	100	J	140	U	110		120
MH220-032416	U	4010	J	240		240	U	87		410
MH222-080312	U	333	J	17	J	19	U	24		43.5
MH226-080312	U	5996	J	260		54	U	119		1076
MH23-062014	U	74300		4400		620	U	143		5780
MH232-052709	U	350	J	44	U	44	U	19	J	154
MH234-052709	U	460		40	U	40	U	9	J	61
MH239-060309	U	7740		300		290	U	150	J	650
MH241-041311	U	1653	J	40	J	52		130		447
MH241-072512	U	3480		210		100	U	120		443
MH245-102411	U	272	J	59	U	59	U	49		30

LPAH ug/kg		Medium Sand %		Medium Silt %		Mercury mg/kg		Motor Oil Range mg/kg		
SYS_SAMPLE_CODE	INTERPRETED_QUALIFIERS	RESULT_TEXT	INTERPRETED_QUALIFIERS	RESULT_TEXT	INTERPRETED_QUALIFIERS	RESULT_TEXT	INTERPRETED_QUALIFIERS	RESULT_TEXT	INTERPRETED_QUALIFIERS	RESULT_TEXT
ID-ST2-041919	J					0.0764				28.1
ID-ST2-042222		33.4				0.0467				4.2
ID-ST2-051016		28.1				0.03		53		19
IDST2-051914	J	14.3		4.2		0.05		340		29
IDST2-052115	J	37.3				0.06		250		17
ID-ST3-030823	J					0.112				21.2
ID-ST3-040324	J	19.4				2.68				1600
ID-ST3-041519										42.5
ID-ST3-041818						0.126				26
ID-ST3-042022	U					0.0985				12.7
ID-ST3-051116	U					0.19		660		99
IDST3-052215	J	23.1				0.08		960		57
IDST3-052314	J	14.5		5.3		0.11		1000		58
ID-ST3-052517	U					0.06399				24.7
ID-ST3-090220	J					0.0958				26.2
KC2-ST1-032609						0.2	J			180
KC2-ST1-032609-G		9.9				0.05	UJ	370		55
KC2-ST1-102109										
KCIA1-040912	J	42		2.2		0.06		960		110
KCIA1-ST1-120310		18.8		8.6		0.12		1400		150
KCIA1-ST1-120310-G		9.6		3.1	U	0.02	U	220		62
KN-ST1-041918						0.123				32
KN-ST1-042319	J					0.222				84.3
KN-ST1-050323	J	7.4				0.202				39.4
KN-ST1-050422	J	6.3				0.103				71.1
MBS-010817-1	J	7.1				0.09382				46.6
MBS-010917-1	J	11.5				0.06326				63.8
MBS-121818-1	J	16				0.0878	J	3570		66.4
MH101-110411	J	8.3		1.8	U	0.02	U	110		18
MH14-111411		39.1		2.7	U	0.04		320		22
MH15-021804	J	22.2		3		0.05	U	390		79
MH2-032806		17.4		4.2		0.05	U	440		59
MH205-072512	J	9.1		1.8	U	0.02	U	92		18
MH21-102904		19.3		5.4		1.75		1200		
MH218-042310		8.8		10.5		0.2		2200		220
MH218-051909		11.7		6.1		0.15	J	3600		220
MH21A-031209	J	4.5		14.1		0.3		4500		140
MH220-032416	J	8.3				0.07		3000		240
MH222-080312	J	44.6		0.8		0.04		140		19
MH226-080312	J	18.6		3.3		0.12		690		35
MH23-062014		7.9		15.3		0.17		7900		620
MH232-052709		35.5				0.03	UJ	390		110
MH234-052709		4.5				0.02	UJ	370		40
MH239-060309		22.6		7.5		0.1	J	2400		290
MH241-041311	J	10.4		7.7		0.12		3000		51
MH241-072512	J	8.7		25.5		0.14	J	3600		100
MH245-102411	J	2.2		0.2	U	0.02	U	250		59

Appendix B: All Data for Prioritization

Naphthalene ug/kg		Nitrobenzene ug/kg		N-Nitroso-Di-N-Propylamine ug/kg		N-Nitrosodiphenylamine ug/kg		Pentachlorophenol ug/kg		
SYS_SAMPLE_CODE	INTERPRETED_QUALIFIERS	RESULT_TEXT	INTERPRETED_QUALIFIERS	RESULT_TEXT	INTERPRETED_QUALIFIERS	RESULT_TEXT	INTERPRETED_QUALIFIERS	RESULT_TEXT	INTERPRETED_QUALIFIERS	RESULT_TEXT
ID-ST2-041919	J	7.9	UJ	10.8	UJ	9.6	UJ	31.3	UJ	381
ID-ST2-042222	U	7.2	U	7.4	U	5.3	UJ	31.2	U	25.3
ID-ST2-051016	U	19	U	19	U	19	U	96	U	31
IDST2-051914	J	58	U	58	U	58	U	290	U	93
IDST2-052115	J	19	U	19	U	19	U	96	U	31
ID-ST3-030823	U	36.2	U	37.2	U	26.6	U	156	U	49.6
ID-ST3-040324		165	U	170	U	121	U	1510	J	1070
ID-ST3-041519	UJ	64.3	UJ	87.4	UJ	77.5	UJ	253	UJ	38
ID-ST3-041818	U	39.3	U	53.5	U	47.4	U	155	U	77.5
ID-ST3-042022	U	21.7	U	22.3	U	16	UJ	93.7	U	26.2
ID-ST3-051116	U	99	U	99	U	99	U	500	UJ	99
IDST3-052215	U	57	U	57	U	57	U	180	J	20
IDST3-052314	U	58	U	58	U	58	U	290	U	44
ID-ST3-052517	U	37.5	U	50.9	U	45.1	U	148	U	22.1
ID-ST3-090220	UJ	39.7	UJ	53.9	UJ	47.8	UJ	156	UJ	32.2
KC2-ST1-032609	U	180	U	920	U	180	U	920	U	3200
KC2-ST1-032609-G	U	55	U	270	U	55	U	270	U	200
KC2-ST1-102109		20	U	97	U	20	U	97	U	
KCIA1-040912		69	U	69	U	69	U	690	UJ	3400
KCIA1-ST1-120310	U	150	U	150	U	150	U	760	U	7500
KCIA1-ST1-120310-G	U	62	U	62	U	62	U	310	U	2200
KN-ST1-041918	J	39.5	U	53.7	U	47.6	U	156	U	265
KN-ST1-042319	J	39.1	U	53.2	U	47.1	U	154	U	303
KN-ST1-050323		7.2	U	7.4	U	25.1		31.2	U	189
KN-ST1-050422	J	36.1	U	37.2	U	26.5	U	156	U	144
MBS-010817-1	J	19.6	U	26.6	U	23.6	U	138	J	267
MBS-010917-1	U	96.6	U	131	U	116	U	380	U	236
MBS-121818-1	J	38.9	U	52.9	U	46.8	U	153	U	314
MH101-110411	U	18	U	18	U	18	U	180	U	11
MH14-111411		20	U	20	U	20	U	200	U	54
MH15-021804	U	79	U	160	U	79	U	400	U	560
MH2-032806	U	59	U	300	U	59	U	300	U	74
MH205-072512	U	18	U	18	U	18	U	180	UJ	9.9
MH21-102904										
MH218-042310		110	U	560	U	110	U	560	UJ	1700
MH218-051909	U	220	U	1100	U	220	U	1100	U	1900
MH21A-031209	U	140	U	720	U	140	U	720	U	120
MH220-032416	U	240	U	240	U	240	U	1200	UJ	280
MH222-080312	U	19	U	19	U	19	U	190	U	34
MH226-080312	J	54	U	54	U	54	U	540	U	770
MH23-062014	U	620	U	620	U	620	U	3100	U	5100
MH232-052709		44	U	220	U	44	U	220	U	44
MH234-052709	U	40	U	200	U	40	U	200	U	61
MH239-060309	U	290	U	1400	U	290	U	1400	U	650
MH241-041311		19	U	19	U	18	J	34	J	170
MH241-072512	J	100	U	100	U	100	U	1000	UJ	280
MH245-102411	U	59	U	59	U	59	U	590	UJ	30

Phenanthrene ug/kg		Phenol ug/kg		Polychlorinated Biphenyls ug/kg		Pyrene ug/kg		TEQ ng/kg		
SYS_SAMPLE_CODE	INTERPRETED_QUALIFIERS	RESULT_TEXT	INTERPRETED_QUALIFIERS	RESULT_TEXT	INTERPRETED_QUALIFIERS	RESULT_TEXT	INTERPRETED_QUALIFIERS	RESULT_TEXT	INTERPRETED_QUALIFIERS	RESULT_TEXT
ID-ST2-041919	J	138	J	186.4		450	J			
ID-ST2-042222		53.5		85.8		43.5				
ID-ST2-051016		16	J	17	J	41	J			
IDST2-051914		150		92		130				31.7
IDST2-052115		45		40		49				
ID-ST3-030823	J	102		65.5		80.5	J			
ID-ST3-040324		2090		342	U	1180				
ID-ST3-041519	UJ	230	J	19.9	U	94.9	J			
ID-ST3-041818	J	507		19.8	U	92.5	J			
ID-ST3-042022	U	99.4		27.3		42.5	J			
ID-ST3-051116	U	190		39	J	50	J			
IDST3-052215	J	100	J	19	U	28	J			
IDST3-052314	J	790		13	J	67				23.6
ID-ST3-052517	U	38.8	U	24.2	J	26.2	U			
ID-ST3-090220	J	75.4	J	38.8		56.3	J			
KC2-ST1-032609		140	J	57		5300				
KC2-ST1-032609-G		55	U	98	U	490				2.8
KC2-ST1-102109		20	U							
KCIA1-040912		120		29	J	5100				10.3
KCIA1-ST1-120310		150	U	112		15000				35.5
KCIA1-ST1-120310-G		62	U	19	U	2900		1.22118	J	
KN-ST1-041918		40.9	U	138.4		491				
KN-ST1-042319		245		153	J	754				
KN-ST1-050323		146		132.8	J	787				
KN-ST1-050422		289		99.4		376	J			
MBS-010817-1		387		74.3		627				
MBS-010917-1	J	100	U	85.1		413				
MBS-121818-1		648		456		691				
MH101-110411	J	11	J	18	U	23				
MH14-111411		21		20	U	88	J			
MH15-021804		79	U	19	U	490				12.5
MH2-032806		59	U	19	U	85				32.1
MH205-072512	J	18	U	18	U	23				1.8
MH21-102904										48
MH218-042310		410		1760		1300				61
MH218-051909		220	U	720		2200				25.2
MH21A-031209	J	140	U	53		510				83.6
MH220-032416		140	J	200	J	790	J			
MH222-080312		19	U	39	J	62				6.6
MH226-080312		35	J	158	J	1200				15.3
MH23-062014		960		540		13000				45
MH232-052709		44	U	620		71				0.1
MH234-052709		40	U	19	U	95				1.7
MH239-060309		420		173		1200				29
MH241-041311		590		304	J	450	J			32.6
MH241-072512		400		288	J	660				59.4
MH245-102411	J	59	U	30		65				

Total Fines %		Total Organic Carbon %		Very Coarse Sand %		Very Fine Sand %		Very Fine Silt %		
SYS_SAMPLE_CODE	INTERPRETED_QUALIFIERS	RESULT_TEXT	INTERPRETED_QUALIFIERS	RESULT_TEXT	INTERPRETED_QUALIFIERS	RESULT_TEXT	INTERPRETED_QUALIFIERS	RESULT_TEXT	INTERPRETED_QUALIFIERS	RESULT_TEXT
ID-ST2-041919		5.81								311
ID-ST2-042222		2.14		2.9		13.9				113
ID-ST2-051016		0.754		2.7		11.5				74
IDST2-051914		0.973		2.7		21.9		3.3		122
IDST2-052115		1.5		4.2		5				101
ID-ST3-030823		8.09	J							392
ID-ST3-040324		169		6.9		14.4				6110
ID-ST3-041519										
ID-ST3-041818		5.83	J							260
ID-ST3-042022		7.46								268
ID-ST3-051116		2.3								230
IDST3-052215		3.17		12.3		7				167
IDST3-052314		3.28		8		11.8		1.6		275
ID-ST3-052517		3.69								215
ID-ST3-090220		5.84	J							170
KC2-ST1-032609		6.52								559
KC2-ST1-032609-G		1		16.1		0.9				1170
KC2-ST1-102109										
KCIA1-040912		8.48		7.2		3.5		1.8		314
KCIA1-ST1-120310		5.82		6.4		6.8		4.6		608
KCIA1-ST1-120310-G		0.487		15.4		0.8		3.1	U	596
KN-ST1-041918		3.28	J							299
KN-ST1-042319		10								500
KN-ST1-050323		9.38	J	1.7		7.8				499
KN-ST1-050422		7.12		1		12.1				464
MBS-010817-1		8.63	J	2.4		4				455
MBS-010917-1		6.13	J	29.8		1.7				1090
MBS-121818-1		6.65		14.8		8.1				601
MH101-110411		1.23		7.5		1.2		1.8	U	143
MH14-111411		1.59		11.1		0.6		2.7	U	161
MH15-021804		1.3		10.2		5.3		2.1		155
MH2-032806		1.2		6.8		6.6		6.9		480
MH205-072512		0.314		10.6		0.6		1.8	U	204
MH21-102904		4.16		2		4.3		8.8		463
MH218-042310		7.53		3.3		9.8		7.3		764
MH218-051909		1.81		4		20.7		2.8		601
MH21A-031209		5.68		0.7		3.8		18.6		448
MH220-032416		6.93		8.6		7.6				433
MH222-080312		2.24		1.9		4.2		0.8		198
MH226-080312		5.24		15.9		6.4		2.3		519
MH23-062014		3.77		9.5		10.5		5.8		878
MH232-052709		0.53		14.2		0.1				130
MH234-052709		1.15		36.8		0.1				112
MH239-060309		6.74		6.5		9.3		3.6		2530
MH241-041311		3.53		12.7		4.6		3.3		1030
MH241-072512		5.36		4		10.8		3.3		886
MH245-102411		1.56		23.5		0.8		0.2	U	145

Zinc mg/kg	
SYS_SAMPLE_CODE	INTERPRETED_QUALIFIERS
ID-ST2-041919	
ID-ST2-042222	
ID-ST2-051016	
IDST2-051914	
IDST2-052115	
ID-ST3-030823	
ID-ST3-040324	
ID-ST3-041519	
ID-ST3-041818	
ID-ST3-042022	
ID-ST3-051116	
IDST3-052215	
IDST3-052314	
ID-ST3-052517	
ID-ST3-090220	
KC2-ST1-032609	J
KC2-ST1-032609-G	J
KC2-ST1-102109	
KCIA1-040912	
KCIA1-ST1-120310	J
KCIA1-ST1-120310-G	J
KN-ST1-041918	
KN-ST1-042319	
KN-ST1-050323	J
KN-ST1-050422	
MBS-010817-1	
MBS-010917-1	
MBS-121818-1	
MH101-110411	J
MH14-111411	J
MH15-021804	J
MH2-032806	
MH205-072512	J
MH21-102904	
MH218-042310	
MH218-051909	J
MH21A-031209	
MH220-032416	
MH222-080312	
MH226-080312	
MH23-062014	
MH232-052709	J
MH234-052709	J
MH239-060309	J
MH241-041311	J
MH241-072512	J
MH245-102411	J

SYS_SAMPLE_CODE	SYS_LOC_CODE	X_COORD	Y_COORD	SAMPLE_DATE	Loc_Group_Code	LOC_DESC
MH246-102511	MH246	1283335.571	189357.298	10/25/2011	Diagonal Ave S CSO/SD	East of MLK Jr Way S, N of S 104th Pl, north of parking lot entrance for public storage
MH253-082312	MH253	1274502.796	214259.214	8/23/2012	Diagonal Ave S CSO/SD	Corner of 13th Ave S & S Forest
MH254-082312	MH254	1274950.887	211583.687	8/23/2012	Diagonal Ave S CSO/SD	North side of sholder - on Columbia Way S - between 15th Ave s and freeway ramp
MH256-083112	MH256	1275986.265	218725.924	8/31/2012	Diagonal Ave S CSO/SD	S Atlantic & 17th Ave S
MH258-090512	MH258	1277415.499	220889.199	9/5/2012	Diagonal Ave S CSO/SD	S Dearborn St & 20th PL S
MH260-091812	MH260	1275580.187	212104.842	9/18/2012	Diagonal Ave S CSO/SD	S Spokane St & 17th Ave S
MH261-050813	MH261	1272813.982	208566.841	5/8/2013	Diagonal Ave S CSO/SD	EQ597668, east of Airport Way S & S Snoqualmie St
MH263-052213	M3	1269302.65	209254.03	5/22/2013	Diagonal Ave S CSO/SD	UPRR
MH264-060613	MH264	1270146.599	202234.8	6/6/2013	1st Ave S SD (east)	S Michigan St between E Marginal Way S and Occidental Ave S. Sort of under 1st Ave S Bridge off-ramp
MH265-060613	MH265	1269783.799	202163.7	6/6/2013	1st Ave S SD (east)	S Michigan St under southbound lanes of 1st Ave S bridge
MH268-060713	MH268	1277559.09	217043.328	6/7/2013	Diagonal Ave S CSO/SD	West side of intersection of S Plum and Rainier Ave S
MH269-060713	MH269	1272722.07	209559.899	6/7/2013	Diagonal Ave S CSO/SD	On yellow line of turn lane along southbound Airport Way S at S Industrial Way
MH270-060713	MH270	1276338.656	221108.627	6/7/2013	Diagonal Ave S CSO/SD	SW corner of S Lane St and 18th Ave S
MH271-060713	MH271	1275408.958	221153.634	6/7/2013	Diagonal Ave S CSO/SD	NE side of intersection of S Lane St and Dearborn Pl S. Between Goodwill store and new Goodwill offices
MH273-061313	MH273	1274855.4	221472.93	6/13/2013	Diagonal Ave S CSO/SD	S Weller St just west of Rainier Ave S
MH274-061313	MH274	1279346.931	214028.734	6/13/2013	Diagonal Ave S CSO/SD	MLK Jr. Way S between S McClellan and Rainier Ave S
MH276-061313	MH276	1279360.319	213499.051	6/13/2013	Diagonal Ave S CSO/SD	S Mt. Baker Blvd @ Rainier Ave S
MH277-061313	MH277	1276751.532	203150.289	6/13/2013	I-5 SD at Slip 4	21st Ave S just north of S Graham St
MH37-101515	MH37	1271298.87	211472.43	10/15/2015	Diagonal Ave S CSO/SD	Water quality vault in SCL employee parking lot east of 4th Ave S
MH9-101303	ST2	1272836.858	211846.874	10/13/2003	Diagonal Ave S CSO/SD	Airport Wy S and S Spokane St (I-5 SB RP)
MKJ-010924-1	RCB398	1275191.17	209073.56	1/9/2024	Diagonal Ave S CSO/SD	NEC RCB at 16th Ave S/S Columbian Was
MKJ-010924-2	MH47	1279234.149	196772.265	1/9/2024	KCIA SD#1	Intersection of ditch and culvert at Military and S Rose St.
MKJ-010924-3	RCB97	1272020.41	210439.81	1/9/2024	Diagonal Ave S CSO/SD	South Side of S Dakota St north of 620 S Industrial Way, inlet.
MKJ-010924-4	RCB96	1272021.96	210469.99	1/9/2024	Diagonal Ave S CSO/SD	North side of S Dakota St at 620 S Dakota St
MKJ-012424-1	RCB325	1267702.64	210017.69	1/24/2024	S Nevada St SD	CB on south side of Nevada, 2nd CB from west end
MKJ-012424-2	RCB325	1267702.64	210017.69	1/24/2024	S Nevada St SD	CB on south side of Nevada, 2nd CB from west end
MKJ-012424-3	RCB86	1267896.54	210012.75	1/24/2024	S Nevada St SD	CB in curb in front of Mary's Place, just east of customs building
MKJ-012424-4	RCB88	1268085.61	210009.63	1/24/2024	S Nevada St SD	Adjacent to two trees and michine shop
MKJ-012424-5	RCB399	1268270.43	210004.48	1/24/2024	S Nevada St SD	5th RCB east on the south side of S Nevada St
MKJ-020624-1	RCB400	126464.408	192421.874	2/6/2024	1st Ave S SD (west)	CB at west side of intersection
MKJ-020624-2	RCB401	1266489.929	192422.395	2/6/2024	1st Ave S SD (west)	CB at east side of intersection
MKJ-020624-3	MH87	1266822.221	192531.77	2/6/2024	1st Ave S SD (west)	MH in sidewalk on east side of 8th Ave SW at 9444 8th SW
MKJ-020624-4	RCB402	1266785.762	192534.895	2/6/2024	1st Ave S SD (west)	CB on west side of 8th Ave SW just north of Roxbury
MKJ-020624-5	RCB403	1266840.71	193047.656	2/6/2024	1st Ave S SD (west)	CB at stop sign NEC of SW Cambridge St / 8th Ave SW
MKJ-020624-6	RCB404	1267410.242	192452.604	2/6/2024	1st Ave S SD (west)	6th Ave SW / SW Roxbury St CB at NWC
MKJ-020624-7	RCB405	1267435.502	192451.301	2/6/2024	1st Ave S SD (west)	CB on 6th Ave SW - east side, just north of Roxbury
MKJ-020722-5	RCB370	1271979.19	200051.191	2/7/2022	S Myrtle St SD	This is an inlet at the Southeast cornerr of 7th Ave S/S Orchard St
MKJ-020722-7	RCB147	1271979.279	200083.175	2/7/2022	S Myrtle St SD	CB at NE corner of intersection 7th Ave S and S Orchard St
MKJ-020722-8	RCB148	1271988	200315.8	2/7/2022	S Myrtle St SD	CB at SE corner of 7th Ave S & S Myrtle St
MKJ-021423-12	RCB391	1274887.55	195499.68	2/14/2023	17th Ave S SD	RCB at the SW corner of S COVERDALE ST/16TH AVE S
MKJ-021423-13	RCB392	1274893.74	195634.38	2/14/2023	17th Ave S SD	RCB at curblin, in swale, midblock between S CLOVERDALE ST and DALLAS AVE S, west side of 16TH AVE S
MKJ-021423-14	RCB393	1274891.64	195666.55	2/14/2023	17th Ave S SD	RCB at swale at SW corner DALLAS AVE S/16TH AVE S, west side of 16TH AVE S
MKJ-021423-18	RCB394	1274755.97	195772.41	2/14/2023	17th Ave S SD	RCB at swale at 8529 DALLAS AVE S, north side of DALLAS AVE S
MKJ-021518-6	MH231	1271739.966	208296.776	2/15/2018	Diagonal Ave S CSO/SD	MH at S Alaska St and 6th Ave S
MKJ-030524-1	RCB394	1274755.97	195772.41	3/5/2024	17th Ave S SD	RCB at swale at 8529 DALLAS AVE S, north side of DALLAS AVE S
MKJ-030524-2	RCB406	1274755.498	195772.618	3/5/2024	17th Ave S SD	Swale CB on north side of Dallas Ave S, west of 16th Ave S
MKJ-030524-3	RCB393	1274891.64	195666.55	3/5/2024	17th Ave S SD	RCB at swale at SW corner DALLAS AVE S/16TH AVE S, west side of 16TH AVE S

CHEMICAL_NAME RESULT_UNIT			>10 Phi Clay %	1,2,4-Trichlorobenzene ug/kg	1,2-Dichlorobenzene ug/kg	1,3-Dichlorobenzene ug/kg	1,4
SYS_SAMPLE_CODE	SAMPLE_METHOD	LOC_MAJ OR_BASI N	RESULT_TEXT INTERPRETED_QUALIFIERS	RESULT_TEXT INTERPRETED_QUALIFIERS	RESULT_TEXT INTERPRETED_QUALIFIERS	RESULT_TEXT INTERPRETED_QUALIFIERS	RESULT_TEXT
MH246-102511	Grab-Manual	MS4	0.8	55 U	55 U	55 U	55
MH253-082312	Grab-Manual	MS4		19 U	19 U	19 U	19
MH254-082312	Grab-Manual	MS4	2.3	20 U	20 U	20 U	20
MH256-083112	Grab-Manual	MS4		23 U	23 U	23 U	23
MH258-090512	Grab-Manual	MS4		360 U	360 U	360 U	360
MH260-091812	Grab-Manual	MS4		57 U	57 U	57 U	57
MH261-050813	Grab-Manual	MS4	4.5	18 U	18 U	18 U	18
MH263-052213	Grab-Manual	MS4	1.3 U	93 U	93 U	93 U	93
MH264-060613	Grab-Manual	MS4	0.1	53 U	53 U	53 U	53
MH265-060613	Grab-Manual	MS4	0.2	56 U	56 U	56 U	56
MH268-060713	Grab-Manual	MS4	19.8 U	57 U	57 U	57 U	54
MH269-060713	Grab-Manual	MS4	0.2	58 U	58 U	58 U	58
MH270-060713	Grab-Manual	MS4	26.2 UJ	68 U	68 U	68 U	68
MH271-060713	Grab-Manual	MS4	4.6 U	57 U	57 U	57 U	57
MH273-061313	Grab-Manual	MS4		94 U	94 U	94 U	94
MH274-061313	Grab-Manual	MS4	0.1	97 U	97 U	97 U	97
MH276-061313	Grab-Manual	MS4		92 U	92 U	92 U	92
MH277-061313	Grab-Manual	MS4	0.4	98 U	98 U	98 U	98
MH37-101515	Grab-Manual	MS4		96 U	96 U	96 U	96
MH9-101303	Grab-Manual	MS4		19 U	19 U	19 U	19
MKJ-010924-1	Grab-Manual	MS4		8.3 U	6 U	3 UJ	6.2
MKJ-010924-2	Grab-Manual	MS4		8.5 U	6.1 U	3.1 UJ	6.3
MKJ-010924-3	Grab-Manual	MS4		8.5 U	6.1 U	3.1 UJ	6.3
MKJ-010924-4	Grab-Manual	MS4		14.9 U	10.8 U	5.5 UJ	11.2
MKJ-012424-1	Grab-Manual	MS4		42.5 U	30.6 U	15.6 U	31.7
MKJ-012424-2	Grab-Manual	MS4		42.5 UJ	30.7 UJ	15.6 UJ	31.7
MKJ-012424-3	Grab-Manual	MS4		156 UJ	112 UJ	57.3 UJ	117
MKJ-012424-4	Grab-Manual	MS4		42.6 U	30.7 U	15.6 U	31.8
MKJ-012424-5	Grab-Manual	MS4		42.5 U	30.6 U	15.6 U	31.7
MKJ-020624-1	Grab-Manual	MS4					
MKJ-020624-2	Grab-Manual	MS4					
MKJ-020624-3	Grab-Manual	MS4					
MKJ-020624-4	Grab-Manual	MS4					
MKJ-020624-5	Grab-Manual	MS4					
MKJ-020624-6	Grab-Manual	MS4					
MKJ-020624-7	Grab-Manual	MS4					
MKJ-020722-5	Grab-Manual	MS4		179 U	119 U	157 U	157
MKJ-020722-7	Grab-Manual	MS4		35.6 U	23.6 U	31.2 U	31.3
MKJ-020722-8	Grab-Manual	MS4		178 U	118 U	156 U	156
MKJ-021423-12	Grab-Manual	MS4					
MKJ-021423-13	Grab-Manual	MS4					
MKJ-021423-14	Grab-Manual	MS4					
MKJ-021423-18	Grab-Manual	MS4					
MKJ-021518-6	Grab-Manual	MS4		28.9 U	22.6 U	24.6 U	21.3
MKJ-030524-1	Grab-Manual	MS4					
MKJ-030524-2	Grab-Manual	MS4					
MKJ-030524-3	Grab-Manual	MS4					

Dichlorobenzene ug/kg		1-Methylnaphthalene ug/kg		2,2'-Oxybis(1-chloropropane) ug/kg		2,4,5-Trichlorophenol ug/kg		2,4,6-Trichlorophenol ug/kg		2,4
SYS_SAMPLE_CODE	INTERPRETED_QUALIFIERS	RESULT_TEXT	INTERPRETED_QUALIFIERS	RESULT_TEXT	INTERPRETED_QUALIFIERS	RESULT_TEXT	INTERPRETED_QUALIFIERS	RESULT_TEXT	INTERPRETED_QUALIFIERS	RESULT_TEXT
MH246-102511	U	55	U	55	U	280	U	280	U	550
MH253-082312	U	19	U	19	U	95	U	95	U	190
MH254-082312	U	20	U	20	U	97	U	97	U	200
MH256-083112	U	23	U	23	U	110	U	110	U	230
MH258-090512	U	360	U	360	U	1800	U	1800	U	3600
MH260-091812	U	57	U	57	U	280	U	280	U	570
MH261-050813	U	18	U	18	U	92	U	92	U	180
MH263-052213	U	93	U	93	U	470	U	470	U	930
MH264-060613	U	53	U	53	U	260	U	260	U	530
MH265-060613	U	56	U	56	U	280	U	280	U	560
MH268-060713	J	48	J	57	U	280	U	280	U	570
MH269-060713	U	34	J	58	U	290	U	290	U	580
MH270-060713	U	68	U	68	U	340	U	340	U	680
MH271-060713	U	57	U	57	U	280	U	280	U	570
MH273-061313	U	94	U	94	U	470	U	470	U	940
MH274-061313	U	97	U	97	U	480	U	480	U	970
MH276-061313	U	92	U	92	U	460	U	460	U	920
MH277-061313	U	98	U	98	U	490	U	490	U	980
MH37-101515	U	96	U	96	U	480	U	480	U	480
MH9-101303	U			19	U	97	U	97	U	58
MKJ-010924-1	UJ	6.8	J	3.3	U	25	UJ	8.7	U	14.8
MKJ-010924-2	UJ	51	J	3.4	U	25.6	UJ	8.9	U	15.3
MKJ-010924-3	UJ	5.2	UJ	3.4	U	25.7	UJ	8.9	U	15.3
MKJ-010924-4	UJ	9.2	UJ	5.9	U	45.1	UJ	15.7	U	26.9
MKJ-012424-1	U	29.9	J	16.8	U	128	U	44.8	U	76.4
MKJ-012424-2	UJ	34	J	16.8	UJ	2650	UJ	923	UJ	1570
MKJ-012424-3	UJ	212	J	61.7	UJ	472	UJ	165	UJ	281
MKJ-012424-4	U	42.9	J	16.8	U	129	UJ	44.9	UJ	76.6
MKJ-012424-5	U	26.2	U	16.8	U	2370	UJ	828	UJ	1410
MKJ-020624-1										
MKJ-020624-2										
MKJ-020624-3										
MKJ-020624-4										
MKJ-020624-5										
MKJ-020624-6										
MKJ-020624-7										
MKJ-020722-5	U	263	U	169	U	1290	U	449	U	766
MKJ-020722-7	U	52.5	U	33.6	U	257	U	89.6	U	153
MKJ-020722-8	U	262	U	168	U	1280	U	448	U	764
MKJ-021423-12										
MKJ-021423-13										
MKJ-021423-14										
MKJ-021423-18										
MKJ-021518-6	U	28.8	U	27.5	U	130	U	123	U	155
MKJ-030524-1										
MKJ-030524-2										
MKJ-030524-3										

l-Dichlorophenol ug/kg		2,4-Dimethylphenol ug/kg		2,4-Dinitrophenol ug/kg		2,4-Dinitrotoluene ug/kg		2,6-Dinitrotoluene ug/kg		2-C
SYS_SAMPLE_CODE	INTERPRETED_QUALIFIERS	RESULT_TEXT	INTERPRETED_QUALIFIERS	RESULT_TEXT	INTERPRETED_QUALIFIERS	RESULT_TEXT	INTERPRETED_QUALIFIERS	RESULT_TEXT	INTERPRETED_QUALIFIERS	RESULT_TEXT
MH246-102511	U	110	U	2400	U	280	U	280	U	55
MH253-082312	U	38	U	810	UJ	95	U	95	U	19
MH254-082312	U	39	U	830	UJ	97	U	97	U	20
MH256-083112	U	45	U	960	U	110	U	110	U	23
MH258-090512	U	720	U	15000	UJ	1800	U	1800	U	360
MH260-091812	U	110	UJ	2400	U	280	U	280	U	57
MH261-050813	U	37	U	780	UJ	92	U	92	U	18
MH263-052213	U	190	U	4000	U	470	U	470	U	93
MH264-060613	U	110	U	2300	U	260	U	260	U	53
MH265-060613	U	110	U	2400	U	280	U	280	U	56
MH268-060713	U	110	U	2400	U	280	U	280	U	57
MH269-060713	U	120	U	2400	U	290	U	290	U	58
MH270-060713	U	140	U	2900	U	340	U	340	U	68
MH271-060713	U	110	U	2400	U	280	U	280	U	57
MH273-061313	U	190	U	4000	UJ	470	U	470	U	94
MH274-061313	U	190	U	4100	UJ	480	U	480	U	97
MH276-061313	U	180	U	3900	UJ	460	U	460	U	92
MH277-061313	U	200	U	4200	UJ	490	U	490	U	98
MH37-101515	U	480	U	960	U	480	U	480	U	96
MH9-101303	U	19	U	190	U	97	U	97	U	19
MKJ-010924-1	U			32.8	U	15.7	U	19.8	U	7.7
MKJ-010924-2	U			33.7	U	16.1	U	20.4	U	7.9
MKJ-010924-3	U			33.7	U	16.2	U	20.4	U	7.9
MKJ-010924-4	U			59.3	U	28.4	U	35.9	U	14
MKJ-012424-1	U	44.5	U	169	U	80.8	U	102	U	39.7
MKJ-012424-2	UJ	916	UJ	3470	UJ	80.9	UJ	102	UJ	39.7
MKJ-012424-3	UJ	163	UJ	619	UJ	297	UJ	375	UJ	146
MKJ-012424-4	UJ	44.6	UJ	169	UJ	81	U	102	U	39.8
MKJ-012424-5	UJ	822	UJ	3120	UJ	80.9	U	102	U	39.7
MKJ-020624-1										
MKJ-020624-2										
MKJ-020624-3										
MKJ-020624-4										
MKJ-020624-5										
MKJ-020624-6										
MKJ-020624-7										
MKJ-020722-5	U	189	U	1690	U	811	U	1020	U	398
MKJ-020722-7	U	37.7	U	337	U	162	U	204	U	79.4
MKJ-020722-8	U	188	U	1690	U	808	U	1020	U	397
MKJ-021423-12										
MKJ-021423-13										
MKJ-021423-14										
MKJ-021423-18										
MKJ-021518-6	U	130	U	200	U	111	U	129	U	21.5
MKJ-030524-1										
MKJ-030524-2										
MKJ-030524-3										

Appendix B: All Data for Prioritization

nloronaphthalene ug/kg		2-Chlorophenol ug/kg		2-Methylnaphthalene ug/kg		2-Methylphenol ug/kg		2-Nitroaniline ug/kg		
SYS_SAMPLE_CODE	INTERPRETED_QUALIFIERS	RESULT_TEXT	INTERPRETED_QUALIFIERS	RESULT_TEXT	INTERPRETED_QUALIFIERS	RESULT_TEXT	INTERPRETED_QUALIFIERS	RESULT_TEXT	INTERPRETED_QUALIFIERS	RESULT_TEXT
MH246-102511	U	55	U	55	U	55	U	280	U	280
MH253-082312	U	19	U	11	J	19	U	95	U	95
MH254-082312	U	20	U	20	U	20	U	97	U	97
MH256-083112	U	23	U	23	U	23	UJ	110	U	110
MH258-090512	U	360	U	360	U	360	U	1800	U	1800
MH260-091812	U	57	U	57	U	57	U	280	U	280
MH261-050813	U	18	U	14	J	18	U	92	U	92
MH263-052213	U	93	U	93	U	93	U	470	U	470
MH264-060613	U	53	U	53	U	53	U	260	U	260
MH265-060613	U	56	U	39	J	56	U	280	U	280
MH268-060713	U	57	U	130		57	U	280	U	280
MH269-060713	U	58	U	60		58	U	290	U	290
MH270-060713	U	68	U	68	U	68	U	340	U	340
MH271-060713	U	57	U	57	U	57	U	280	U	280
MH273-061313	U	94	U	52	J	94	U	470	U	470
MH274-061313	U	97	U	97	U	97	U	480	U	480
MH276-061313	U	92	U	92	U	92	U	460	U	460
MH277-061313	U	98	U	98	U	98	U	490	U	490
MH37-101515	U	96	U	91	J	96	U	480	U	96
MH9-101303	U	19	U	19	U	19	U	97	U	97
MKJ-010924-1	U	13.4	U	9.6	J	9.7	J	15.9	U	4.7
MKJ-010924-2	U	13.8	U	75.2	J	11.1	J	16.4	U	4.8
MKJ-010924-3	U	13.8	U	11.2	J	6.6	U	16.4	U	4.8
MKJ-010924-4	U	24.3	U	35.6	J	11.7	U	28.8	U	8.5
MKJ-012424-1	U	69	U	60.5	J	33.2	U	81.8	U	24.2
MKJ-012424-2	UJ	1420	UJ	62.5	J	684	UJ	82	UJ	499
MKJ-012424-3	UJ	254	UJ	196	J	122	UJ	301	UJ	89
MKJ-012424-4	U	69.2	UJ	59.7	J	33.3	UJ	82.1	U	24.3
MKJ-012424-5	U	1280	UJ	30	J	614	UJ	81.9	U	448
MKJ-020624-1										
MKJ-020624-2										
MKJ-020624-3										
MKJ-020624-4										
MKJ-020624-5										
MKJ-020624-6										
MKJ-020624-7										
MKJ-020722-5	U	693	U	226	U	333	U	821	U	243
MKJ-020722-7	U	138	U	80.6	J	66.4	U	164	U	48.5
MKJ-020722-8	U	690	U	315	J	332	U	818	U	242
MKJ-021423-12										
MKJ-021423-13										
MKJ-021423-14										
MKJ-021423-18										
MKJ-021518-6	U	31.3	U	27.5	U	38	U	146	U	33.5
MKJ-030524-1										
MKJ-030524-2										
MKJ-030524-3										

2-Nitrophenol ug/kg		3,3'-Dichlorobenzidine ug/kg		3-Nitroaniline ug/kg		4,6-Dinitro-2-Methylphenol ug/kg		4-Bromophenyl Phenyl Ether ug/kg		4-Chloro
SYS_SAMPLE_CODE	INTERPRETED_QUALIFIERS	RESULT_TEXT	INTERPRETED_QUALIFIERS	RESULT_TEXT	INTERPRETED_QUALIFIERS	RESULT_TEXT	INTERPRETED_QUALIFIERS	RESULT_TEXT	INTERPRETED_QUALIFIERS	RESULT_TEXT
MH246-102511	U	420	U	280	U	550	U	55	U	280
MH253-082312	U	140	UJ	95	U	190	U	19	U	95
MH254-082312	U	150	UJ	97	U	200	U	20	U	97
MH256-083112	U	170	UJ	110	U	230	U	23	U	110
MH258-090512	U	2700	UJ	1800	U	3600	U	360	U	1800
MH260-091812	U	430	UJ	280	U	570	U	57	U	280
MH261-050813	U	140	U	92	U	180	UJ	18	U	92
MH263-052213	U	700	U	470	UJ	930	U	93	U	470
MH264-060613	U	400	U	260	U	530	U	53	U	260
MH265-060613	U	420	U	280	U	560	U	56	U	280
MH268-060713	U	420	U	280	U	570	U	57	U	280
MH269-060713	U	430	U	290	U	580	U	58	U	290
MH270-060713	U	510	U	340	U	680	U	68	U	340
MH271-060713	U	430	U	280	U	570	U	57	U	280
MH273-061313	U	700	U	470	UJ	940	UJ	94	U	470
MH274-061313	U	720	U	480	UJ	970	UJ	97	U	480
MH276-061313	U	690	U	460	UJ	920	UJ	92	U	460
MH277-061313	U	740	U	490	UJ	980	UJ	98	U	490
MH37-101515	U	480	R	480	R	960	U	96	U	480
MH9-101303	U	97	U	120	U	190	U	19	U	39
MKJ-010924-1	U			21.6	U	36.8	U	16.5	U	12
MKJ-010924-2	U			22.2	U	37.8	U	16.9	U	12.4
MKJ-010924-3	U			22.2	U	37.9	U	17	U	12.4
MKJ-010924-4	U			39	U	66.6	U	29.8	U	21.8
MKJ-012424-1	U	35.3	U	111	U	189	U	84.8	U	61.9
MKJ-012424-2	UJ	35.4	UJ	111	UJ	3900	UJ	84.9	UJ	1280
MKJ-012424-3	UJ	130	UJ	408	UJ	696	UJ	312	UJ	227
MKJ-012424-4	UJ	35.4	U	111	U	190	UJ	85	U	62
MKJ-012424-5	UJ	35.4	U	111	U	3500	UJ	84.9	U	1140
MKJ-020624-1										
MKJ-020624-2										
MKJ-020624-3										
MKJ-020624-4										
MKJ-020624-5										
MKJ-020624-6										
MKJ-020624-7										
MKJ-020722-5	U	355	U	1110	U	1900	U	851	U	621
MKJ-020722-7	U	70.7	U	222	U	379	U	170	U	124
MKJ-020722-8	U	353	U	1110	U	1890	U	848	U	619
MKJ-021423-12										
MKJ-021423-13										
MKJ-021423-14										
MKJ-021423-18										
MKJ-021518-6	U	151	U	183	U	245	U	29.4	U	140
MKJ-030524-1										
MKJ-030524-2										
MKJ-030524-3										

o-3-Methylphenol ug/kg		4-Chloroaniline ug/kg		4-Chlorophenyl Phenylether ug/kg		4-Methylphenol ug/kg		4-Nitroaniline ug/kg		
SYS_SAMPLE_CODE	INTERPRETED_QUALIFIERS	RESULT_TEXT	INTERPRETED_QUALIFIERS	RESULT_TEXT	INTERPRETED_QUALIFIERS	RESULT_TEXT	INTERPRETED_QUALIFIERS	RESULT_TEXT	INTERPRETED_QUALIFIERS	RESULT_TEXT
MH246-102511	U	750	U	55	U	110	U	280	UJ	280
MH253-082312	U	260	U	19	U	38	U	95	U	95
MH254-082312	U	260	U	20	U	39	U	97	U	97
MH256-083112	U	310	U	23	U	17	J	110	U	110
MH258-090512	U	4900	U	360	U	4000		1800	U	1800
MH260-091812	U	770	U	57	U	110	U	280	U	280
MH261-050813	U	250	U	18	U	18	U	92	U	92
MH263-052213	U	1300	U	93	U	93	U	470	UJ	470
MH264-060613	U	720	U	53	U	53	U	260	U	260
MH265-060613	U	760	U	56	U	76		280	U	280
MH268-060713	U	760	U	57	U	57	U	280	U	280
MH269-060713	U	780	U	58	U	43	J	290	U	290
MH270-060713	U	910	U	68	U	68	U	340	U	340
MH271-060713	U	770	U	57	U	57	U	280	U	280
MH273-061313	U	1300	UJ	94	U	94	U	470	U	470
MH274-061313	U	1300	UJ	97	U	97	U	480	U	480
MH276-061313	U	1200	UJ	92	U	92	U	460	U	460
MH277-061313	U	1300	UJ	98	U	160		490	U	490
MH37-101515	U	480	R	96	U	210		480	U	480
MH9-101303	U	58	U	19	U	19	U	97	U	97
MKJ-010924-1	U	25.5	U	18.6	U	97.8	J	28.5	U	31.6
MKJ-010924-2	U	26.2	U	19.1	U	32.8	J	29.3	U	32.5
MKJ-010924-3	U	26.3	U	19.1	U	477	J	29.3	U	32.5
MKJ-010924-4	U	46.2	U	33.6	U	1660	J	51.6	U	57.2
MKJ-012424-1	U	131	U	95.5	U	384		147	U	163
MKJ-012424-2	UJ	131	UJ	95.6	UJ	759	UJ	147	UJ	3350
MKJ-012424-3	UJ	483	UJ	351	UJ	135	UJ	539	UJ	598
MKJ-012424-4	UJ	132	U	95.7	U	316	J	147	U	163
MKJ-012424-5	UJ	131	U	95.5	U	681	UJ	147	U	3010
MKJ-020624-1										
MKJ-020624-2										
MKJ-020624-3										
MKJ-020624-4										
MKJ-020624-5										
MKJ-020624-6										
MKJ-020624-7										
MKJ-020722-5	U	419	U	958	U	540	J	1470	U	1630
MKJ-020722-7	U	83.6	U	191	U	2400		293	U	326
MKJ-020722-8	U	418	U	954	U	1720		1470	U	1630
MKJ-021423-12										
MKJ-021423-13										
MKJ-021423-14										
MKJ-021423-18										
MKJ-021518-6	U	163	U	33.7	U	71.2	U	169	U	215
MKJ-030524-1										
MKJ-030524-2										
MKJ-030524-3										

4-Nitrophenol ug/kg		8-9 Phi Clay %		9-10 Phi Clay %		Acenaphthene ug/kg		Acenaphthylene ug/kg		
SYS_SAMPLE_CODE	INTERPRETED_QUALIFIERS	RESULT_TEXT	INTERPRETED_QUALIFIERS	RESULT_TEXT	INTERPRETED_QUALIFIERS	RESULT_TEXT	INTERPRETED_QUALIFIERS	RESULT_TEXT	INTERPRETED_QUALIFIERS	RESULT_TEXT
MH246-102511	UJ	1.4		0.6		55	U	55	U	55
MH253-082312	U					19	U	19	U	19
MH254-082312	U	4		2.3		20	U	20	U	20
MH256-083112	U					23	U	23	U	23
MH258-090512	U					360	U	360	U	360
MH260-091812	U					57	U	57	U	57
MH261-050813	U	3.5		2.3		18	U	18	U	18
MH263-052213	U	1.3	U	1.3	U	93	U	93	U	93
MH264-060613	U	0.4		0.1		53	U	53	U	53
MH265-060613	U	0.5		0.3		59		56	U	87
MH268-060713	U	19.8	U	19.8	U	57	U	57	U	54
MH269-060713	U	1.3		0.4		63		58	U	150
MH270-060713	U	26.2	UJ	26.2	UJ	68	U	68	U	68
MH271-060713	U	4.6	U	4.6	U	57	U	57	U	57
MH273-061313	U					94	U	94	U	94
MH274-061313	U	0.8		0.3		97	U	97	U	97
MH276-061313	U					92	U	92	U	92
MH277-061313	U	0.9		0.7		98	U	98	U	74
MH37-101515	U					96	U	91	J	130
MH9-101303	U					19	U	19	U	24
MKJ-010924-1	U					21	J	98.5	J	2130
MKJ-010924-2	U					29.9	J	6.2	UJ	106
MKJ-010924-3	U					5.2	UJ	6.2	UJ	24.4
MKJ-010924-4	U					9.2	UJ	10.9	UJ	84.5
MKJ-012424-1	UJ					50.1	J	31.1	U	101
MKJ-012424-2	UJ					68.1	J	31.2	UJ	93.9
MKJ-012424-3	UJ					2590	J	154	J	3720
MKJ-012424-4	UJ					198		31.2	U	317
MKJ-012424-5	UJ					63.5	J	31.1	U	95.6
MKJ-020624-1										
MKJ-020624-2										
MKJ-020624-3										
MKJ-020624-4										
MKJ-020624-5										
MKJ-020624-6										
MKJ-020624-7										
MKJ-020722-5	U					261	U	312	U	360
MKJ-020722-7	U					52.1	U	62.2	U	71.7
MKJ-020722-8	U					260	U	311	U	358
MKJ-021423-12										
MKJ-021423-13										
MKJ-021423-14										
MKJ-021423-18										
MKJ-021518-6	U					24.9	U	23.1	U	28.7
MKJ-030524-1										
MKJ-030524-2										
MKJ-030524-3										

Appendix B: All Data for Prioritization

Anthracene ug/kg		Aroclor 1016 ug/kg		Aroclor 1221 ug/kg		Aroclor 1232 ug/kg		Aroclor 1242 ug/kg		
SYS_SAMPLE_CODE	INTERPRETED_QUALIFIERS	RESULT_TEXT	INTERPRETED_QUALIFIERS	RESULT_TEXT	INTERPRETED_QUALIFIERS	RESULT_TEXT	INTERPRETED_QUALIFIERS	RESULT_TEXT	INTERPRETED_QUALIFIERS	RESULT_TEXT
MH246-102511	U	19	U	19	U	19	U	19	U	19
MH253-082312	U	19	U	19	U	19	U	19	U	19
MH254-082312	U	19	U	19	U	19	U	19	U	19
MH256-083112	U	20	U	20	U	20	U	20	U	20
MH258-090512	U	20	U	20	U	20	U	20	U	20
MH260-091812	U	19	U	19	U	24	Y	19	U	19
MH261-050813	U	17	U	17	U	17	U	17	U	17
MH263-052213	U	17	U	17	U	17	U	17	U	17
MH264-060613	U	18	U	18	U	18	U	18	U	18
MH265-060613		20	U	20	U	20	U	20	U	31
MH268-060713	J	94	U	94	U	94	U	94	U	94
MH269-060713		20	U	20	U	20	U	20	U	58
MH270-060713	U	19	U	19	U	19	U	19	U	19
MH271-060713	U	20	U	20	U	20	U	20	U	20
MH273-061313	U	16	U	16	U	16	U	16	U	16
MH274-061313	U	16	U	16	U	16	U	16	U	16
MH276-061313	U	19	U	19	U	19	U	19	U	19
MH277-061313	J	18	U	18	U	18	U	18	U	18
MH37-101515		18	U	18	U	18	U	18	U	18
MH9-101303		20	U	39	U	20	U	20	U	20
MKJ-010924-1	R	97.3	U	97.3	U	97.3	U	97.3	U	97.3
MKJ-010924-2	J	100	U	100	U	100	U	100	U	100
MKJ-010924-3	J	99.3	U	99.3	U	99.3	U	620		99.3
MKJ-010924-4	J	175	U	175	U	175	U	339	J	175
MKJ-012424-1		19.9	UJ	19.9	UJ	19.9	UJ	19.9	UJ	19.9
MKJ-012424-2	J	20	UJ	20	UJ	20	UJ	20	UJ	20
MKJ-012424-3	J	19.9	UJ	19.9	UJ	19.9	UJ	19.9	UJ	19.9
MKJ-012424-4		19.8	U	19.8	U	19.8	U	19.8	U	19.8
MKJ-012424-5	J	20	U	20	U	20	U	20	U	20
MKJ-020624-1		98.7	U	98.7	U	98.7	U	98.7	U	98.7
MKJ-020624-2		98.9	U	98.9	U	98.9	U	98.9	U	98.9
MKJ-020624-3		90.7	U	90.7	U	90.7	U	90.7	U	90.7
MKJ-020624-4		276	U	276	U	276	U	276	U	276
MKJ-020624-5		99.7	U	99.7	U	99.7	U	99.7	U	99.7
MKJ-020624-6		99	U	99	U	99	U	99	U	99
MKJ-020624-7		98.7	U	98.7	U	98.7	U	98.7	U	98.7
MKJ-020722-5	U	20	U	20	U	20	U	289		20
MKJ-020722-7	U	20	UJ	20	UJ	20	UJ	20	UJ	278
MKJ-020722-8	U	20	UJ	20	UJ	20	UJ	753	J	20
MKJ-021423-12		202	U	202	U	202	U	202	U	202
MKJ-021423-13		42.3	U	42.3	U	42.3	U	42.3	U	42.3
MKJ-021423-14		207	U	207	U	207	U	207	U	207
MKJ-021423-18		342	U	342	U	342	U	342	U	342
MKJ-021518-6	U	19.2	U	19.2	U	19.2	U	27.5		19.2
MKJ-030524-1		39.5	U	39.5	U	39.5	U	39.5	U	39.5
MKJ-030524-2		27.4	U	27.4	U	27.4	U	27.4	U	27.4
MKJ-030524-3		28.5	U	28.5	U	28.5	U	28.5	U	28.5

Aroclor 1248 ug/kg		Aroclor 1254 ug/kg		Aroclor 1260 ug/kg		Arsenic mg/kg		Benzo(A)Anthracene ug/kg		B
SYS_SAMPLE_CODE	INTERPRETED_QUALIFIERS	RESULT_TEXT	INTERPRETED_QUALIFIERS	RESULT_TEXT	INTERPRETED_QUALIFIERS	RESULT_TEXT	INTERPRETED_QUALIFIERS	RESULT_TEXT	INTERPRETED_QUALIFIERS	RESULT_TEXT
MH246-102511	U	19	U	19	U	7		310		290
MH253-082312	U	28	UJ	19	UJ	56		19	U	15
MH254-082312	U	19	UJ	19	UJ	180		20	U	20
MH256-083112	UJ	20	U	20	U	20	U	16	J	17
MH258-090512	U	20	U	20	U	190	U	360	U	360
MH260-091812	UJ	58		40		12.8		37	J	60
MH261-050813	U	20		19		10		34		42
MH263-052213	U	17	U	17	U	7		93	U	93
MH264-060613	U	27		27		7		150		180
MH265-060613		57		21		7		260		260
MH268-060713	U	700	Y	830		10		230		300
MH269-060713		170		71		10		660		700
MH270-060713	U	39	Y	20		15.3		68		110
MH271-060713	U	72		33		6	U	31	J	43
MH273-061313	U	49	Y	73		20		110		140
MH274-061313	U	46		27		6	U	160		240
MH276-061313	U	37	Y	56	Y	11		150		220
MH277-061313	U	53		36		10	U	330		390
MH37-101515	U	18	U	11	J	20		320		550
MH9-101303	U	20	U	20	U	30	UJ	29		70
MKJ-010924-1	U	97.3	U	97.3	U	6.22	J	3570	J	1080
MKJ-010924-2	U	100	U	100	U	4.89	J	2270	J	2350
MKJ-010924-3	U	99.3	U	99.3	U	1.62	J	62	J	128
MKJ-010924-4	U	175	U	175	U	5.59	J	201	J	284
MKJ-012424-1	UJ	77.8	J	196	J	11.8	J	290		359
MKJ-012424-2	UJ	87.1	J	215	J	10.4	J	408	J	461
MKJ-012424-3	UJ	99.9	J	469	J	12.5	J	13300	J	15200
MKJ-012424-4	U	36.3		81.7		13	J	836		955
MKJ-012424-5	U	44	J	67.1		12.6	J	356		365
MKJ-020624-1	U	98.7	U	98.7	U					
MKJ-020624-2	U	98.9	U	98.9	U					
MKJ-020624-3	U	90.7	U	90.7	U					
MKJ-020624-4	U	276	U	276	U					
MKJ-020624-5	U	99.7	U	99.7	U					
MKJ-020624-6	U	99	U	99	U					
MKJ-020624-7	U	98.7	U	98.7	U					
MKJ-020722-5	U	145		72.4		13.3		298	U	212
MKJ-020722-7	J	255	J	86.9	J	7.29		82.2	J	109
MKJ-020722-8	UJ	442	J	137	J	10.7		604	J	535
MKJ-021423-12	U	251		353						
MKJ-021423-13	U	42.3	U	42.3	U					
MKJ-021423-14	U	207	U	207	U					
MKJ-021423-18	U	342	U	342	U					
MKJ-021518-6	U	19.2	U	19.2	U	9.39		25.1	U	31.4
MKJ-030524-1	U	39.5	U	39.5	U					
MKJ-030524-2	U	66	J	86	J					
MKJ-030524-3	U	28.5	U	41.1	J					

enzo(A)Pyrene ug/kg		Benzo(G,H,I)Perylene ug/kg		Benzofluoranthenes, Total ug/kg		Benzoic Acid ug/kg		Benzyl Alcohol ug/kg		bis(2-Cl
SYS_SAMPLE_CODE	INTERPRETED_QUALIFIERS	RESULT_TEXT	INTERPRETED_QUALIFIERS	RESULT_TEXT	INTERPRETED_QUALIFIERS	RESULT_TEXT	INTERPRETED_QUALIFIERS	RESULT_TEXT	INTERPRETED_QUALIFIERS	RESULT_TEXT
MH246-102511		170		660		1100	U	55	U	55
MH253-082312	J	32		28	J	380	U	19		19
MH254-082312	U	20	U	39	U	390	U	14	J	20
MH256-083112	J	32		52		1100		80		23
MH258-090512	U	200	J	250	J	6000	J	220	J	360
MH260-091812		120		130		1100	U	57	U	57
MH261-050813		51		95		370	UJ	18	U	18
MH263-052213	U	93	U	84	J	1900	U			93
MH264-060613		200		340		1100	U	53	U	53
MH265-060613		270		480		1100	U	56	U	56
MH268-060713		460		550		1100	U	57	U	57
MH269-060713		480		1400		1200	U	55	J	58
MH270-060713		180		220		560	J	68	U	68
MH271-060713	J	80		83	J	1100	U	57	U	57
MH273-061313		260		290		1900	UJ	94	U	94
MH274-061313		220		420		1900	UJ	97	U	97
MH276-061313		360		420		1800	UJ	92	U	92
MH277-061313		340		750		520	J	98	U	98
MH37-101515		620		1300		690	J	96	U	96
MH9-101303		52		152		190	U	19	U	19
MKJ-010924-1	J	191	J	3570	J	443	J	15.8	U	4.2
MKJ-010924-2	J	886	J	8140	J	1120	J	646	J	4.3
MKJ-010924-3	J	91.6	J	689	J	1200	J	304	J	4.3
MKJ-010924-4	J	199	J	1460	J	1990	J	333	J	7.6
MKJ-012424-1		534		656		195	UJ	359		21.5
MKJ-012424-2	J	582	J	837	J	4010	UJ	199	J	21.5
MKJ-012424-3	J	13000	J	23900	J	715	UJ	298	UJ	79
MKJ-012424-4		1070		1610		195	UJ	136		21.5
MKJ-012424-5		483		657		3600	UJ	81.1	U	21.5
MKJ-020624-1										
MKJ-020624-2										
MKJ-020624-3										
MKJ-020624-4										
MKJ-020624-5										
MKJ-020624-6										
MKJ-020624-7										
MKJ-020722-5	U	680	U	500	U	1950	U	813	U	216
MKJ-020722-7	J	136	U	2960		389	U	162	U	43
MKJ-020722-8	J	677	U	498	U	1950	U	810	U	215
MKJ-021423-12										
MKJ-021423-13										
MKJ-021423-14										
MKJ-021423-18										
MKJ-021518-6	U	45.7	J	50.2	J	286	U	72.2	U	30.7
MKJ-030524-1										
MKJ-030524-2										
MKJ-030524-3										

Methoxy methane ug/kg		Bis-(2-chloroethyl) ether ug/kg		Bis(2-ethylhexyl)phthalate ug/kg		Butylbenzylphthalate ug/kg		Carbazole ug/kg		
SYS_SAMPLE_CODE	INTERPRETED_QUALIFIERS	RESULT_TEXT	INTERPRETED_QUALIFIERS	RESULT_TEXT	INTERPRETED_QUALIFIERS	RESULT_TEXT	INTERPRETED_QUALIFIERS	RESULT_TEXT	INTERPRETED_QUALIFIERS	
MH246-102511	U	55	U	870		71000		170		690
MH253-082312	U	19	U	130	J	19	U	19	U	28
MH254-082312	U	20	U	83	J	13	J	20	U	20
MH256-083112	U	23	U	320	B	27		23	U	34
MH258-090512	U	360	U	7800	B	360	U	360	U	220
MH260-091812	U	57	U	1000	B	57	U	57	U	160
MH261-050813	U	18	U	51		18	J	18	U	56
MH263-052213	U	93	U	1200		93	U	93	UJ	56
MH264-060613	U	53	U	1300		350		40	J	230
MH265-060613	U	56	U	2600		570		76		370
MH268-060713	U	57	U	770		800		54	J	370
MH269-060713	U	58	U	1300		280		250		890
MH270-060713	U	68	U	1000		340		68	U	170
MH271-060713	U	57	U	1300		57	U	57	U	110
MH273-061313	U	94	U	360		130		94	U	190
MH274-061313	U	97	U	1000		1400		97	U	240
MH276-061313	U	92	U	1300		190		55	J	260
MH277-061313	U	98	U	4800		150		100		550
MH37-101515	U	96	U	7500		96	U	110	J	1000
MH9-101303	U	39	U	810		19	U	26		180
MKJ-010924-1	U	18.7	U	663	J	206	J	492	J	5760
MKJ-010924-2	U	19.2	U	466	J	28.6	J	125	J	3810
MKJ-010924-3	U	19.2	U	932	J	9.4	U	39.9	J	202
MKJ-010924-4	U	33.8	U	3080	J	446	J	100	J	501
MKJ-012424-1	U	96.1	U	5850		177		71.3	J	629
MKJ-012424-2	UJ	96.3	UJ	5190	J	194	J	95.2	J	780
MKJ-012424-3	UJ	353	UJ	3180	J	225	J	3830	J	17900
MKJ-012424-4	U	96.4	U	5360		307		254		1240
MKJ-012424-5	U	96.2	U	90300		144		90	J	540
MKJ-020624-1										
MKJ-020624-2										
MKJ-020624-3										
MKJ-020624-4										
MKJ-020624-5										
MKJ-020624-6										
MKJ-020624-7										
MKJ-020722-5	U	965	U	10300		1100	J	215	U	303
MKJ-020722-7	U	192	U	15900		914	J	42.8	U	176
MKJ-020722-8	U	961	U	49200		4380	J	214	U	930
MKJ-021423-12										
MKJ-021423-13										
MKJ-021423-14										
MKJ-021423-18										
MKJ-021518-6	U	32.8	U	417		39	U	35.7	U	74.5
MKJ-030524-1										
MKJ-030524-2										
MKJ-030524-3										

Chrysene ug/kg		Coarse Sand %		Coarse Silt %		Copper mg/kg		cPAH ug/kg		Diben
SYS_SAMPLE_CODE	INTERPRETED_QUALIFIERS	RESULT_TEXT	INTERPRETED_QUALIFIERS	RESULT_TEXT	INTERPRETED_QUALIFIERS	RESULT_TEXT	INTERPRETED_QUALIFIERS	RESULT_TEXT	INTERPRETED_QUALIFIERS	RESULT_TEXT
MH246-102511		2.7		2.7		23.5		433.3		61
MH253-082312						147		23.83		19
MH254-082312	U	13.8		5.9		101		18.05		20
MH256-083112						31		30.24		23
MH258-090512	J					129		315.2		360
MH260-091812						116		94.5		57
MH261-050813		6.7		3.5		46.5		64.76	J	14
MH263-052213	J	41.5		1.3	U	48.8		8.96	J	93
MH264-060613		14.3		2.4		73.9		263.5	J	48
MH265-060613		27.6		2.9		401		388.5		87
MH268-060713		18.3		19.8	U	192		408.7		57
MH269-060713		11.9		4.9		83.7		1031.9		190
MH270-060713		8.5	J	26.2	UJ	141		150.5		68
MH271-060713		10.6		4.6	U	30.2		55.5	J	57
MH273-061313						109		219.3	J	56
MH274-061313		11.4		2.4		43		341.6	J	58
MH276-061313						101		330.8	J	78
MH277-061313		6.4		5.6		46.2		577.5		120
MH37-101515		11				227		800		120
MH9-101303		9.5		0.1		220	J	99.1		19
MKJ-010924-1	J	6				64.2		1889.06	J	58.9
MKJ-010924-2	J	8.7				52.9		3622.1	J	292
MKJ-010924-3	J	12				36.3		212.57	J	17.2
MKJ-010924-4	J	17.2				151		470.8	J	30.2
MKJ-012424-1		11.5				197		524.51	J	87.3
MKJ-012424-2	J	12.7				168		673.5	J	110
MKJ-012424-3	J	10.4				172		22387	J	5070
MKJ-012424-4		13.4				112		1380.9		217
MKJ-012424-5		11.3				112		525.66		86
MKJ-020624-1										
MKJ-020624-2										
MKJ-020624-3										
MKJ-020624-4										
MKJ-020624-5										
MKJ-020624-6										
MKJ-020624-7										
MKJ-020722-5	U	18.7				565		905	U	862
MKJ-020722-7	J	12.2				384		464.73	J	172
MKJ-020722-8	J	17.3				1130		953.45	J	859
MKJ-021423-12										
MKJ-021423-13										
MKJ-021423-14										
MKJ-021423-18										
MKJ-021518-6	J	13.2				49.3		83.285	J	29.8
MKJ-030524-1										
MKJ-030524-2										
MKJ-030524-3										

zo(A,H)Anthracene ug/kg		Dibenzofuran ug/kg		Diesel Range Hydrocarbons mg/kg		Diethylphthalate ug/kg		Dimethylphthalate ug/kg		Di-
SYS_SAMPLE_CODE	INTERPRETED_QUALIFIERS	RESULT_TEXT	INTERPRETED_QUALIFIERS	RESULT_TEXT	INTERPRETED_QUALIFIERS	RESULT_TEXT	INTERPRETED_QUALIFIERS	RESULT_TEXT	INTERPRETED_QUALIFIERS	RESULT_TEXT
MH246-102511		55	U	64	U	140	U	55	U	130
MH253-082312	U	19	U	53		48	U	19	U	19
MH254-082312	U	20	U	48		49	U	20	U	17
MH256-083112	U	23	U			57	U	23	U	23
MH258-090512	U	360	U			910	U	360	U	450
MH260-091812	U	57	U	310		140	U	57	U	57
MH261-050813	J	18	U	9		46	U	18	U	18
MH263-052213	U	93	U	59		230	U	93	U	93
MH264-060613	J	53	U	250		130	U	53	U	40
MH265-060613		42	J	260		140	U	64		34
MH268-060713	U	57	U	310		140	U	57	U	76
MH269-060713		60		160		140	U	75		40
MH270-060713	U	68	U	320		170	U	68	U	68
MH271-060713	U	57	U	310		140	U	63		250
MH273-061313	J	94	U	93		230	U	94	U	47
MH274-061313	J	97	U	130		240	U	97	U	100
MH276-061313	J	92	U	170		230	U	92	U	92
MH277-061313		98	U	340		240	U	98	U	130
MH37-101515		48	J	1300		96	U	96	U	82
MH9-101303	U	19	U	49		19	U	25		19
MKJ-010924-1	J	21.2	J			31.7	J	4.3	U	5.4
MKJ-010924-2	J	47.7	J			19.6	U	4.4	U	24.8
MKJ-010924-3	U	14.1	U			110	J	96.2	J	28
MKJ-010924-4	U	24.8	U			34.6	U	892	J	52.3
MKJ-012424-1	J	70.4	U			98.2	U	21.9	U	156
MKJ-012424-2	J	71.3	J			98.4	UJ	21.9	UJ	181
MKJ-012424-3	J	1460	J			361	UJ	80.4	UJ	152
MKJ-012424-4		134				167	J	21.9	U	159
MKJ-012424-5	U	70.4	U			98.3	U	21.9	U	298
MKJ-020624-1										
MKJ-020624-2										
MKJ-020624-3										
MKJ-020624-4										
MKJ-020624-5										
MKJ-020624-6										
MKJ-020624-7										
MKJ-020722-5	U	706	U			986	U	220	U	281
MKJ-020722-7	U	141	U			315	J	196	J	132
MKJ-020722-8	U	704	U			982	U	1150		747
MKJ-021423-12										
MKJ-021423-13										
MKJ-021423-14										
MKJ-021423-18										
MKJ-021518-6	U	22.3	U			85.7	U	31.2	U	86
MKJ-030524-1										
MKJ-030524-2										
MKJ-030524-3										

N-Butylphthalate ug/kg		Di-N-Octylphthalate ug/kg		Fine Sand %		Fine Silt %		Fluoranthene ug/kg	
SYS_SAMPLE_CODE	INTERPRETED_QUALIFIERS	RESULT_TEXT	INTERPRETED_QUALIFIERS	RESULT_TEXT	INTERPRETED_QUALIFIERS	RESULT_TEXT	INTERPRETED_QUALIFIERS	RESULT_TEXT	INTERPRETED_QUALIFIERS
MH246-102511		3800		10		1.3		1800	
MH253-082312	U	19	U					18	J
MH254-082312	J	20	U	9.5		4.6		20	U
MH256-083112	U	23	U					40	
MH258-090512		240	J					240	J
MH260-091812	U	190						88	
MH261-050813	U	18	U	15.1		5.8		65	
MH263-052213	U	93	U	0.8		1.3	U	61	J
MH264-060613	J	82		29.9		0.6		300	
MH265-060613	J	270		13.7		1.8		600	
MH268-060713		57	U	15.5		19.8	U	510	
MH269-060713	J	58	U	25.1		3		1600	
MH270-060713	U	68	U	8.3	J	26.2	UJ	140	
MH271-060713		57	U	11.4		4.6	U	40	J
MH273-061313	J	94	U					270	
MH274-061313		97	U	18.9		1.1		300	
MH276-061313	U	630						360	
MH277-061313		120		32.9		3.6		870	
MH37-101515	J	96	U	6.3				890	
MH9-101303	U	47	NJ	8.6		0.1		230	
MKJ-010924-1	U	4.3	U	4.7				18100	J
MKJ-010924-2	J	4.4	U	12.2				3600	J
MKJ-010924-3	J	4.4	U	1.4				393	J
MKJ-010924-4	J	7.7	U	1.9				736	J
MKJ-012424-1		126		4.6				1320	
MKJ-012424-2	J	116	J	9.1				1680	J
MKJ-012424-3	J	80.4	UJ	6.7				48900	J
MKJ-012424-4		450		12.7				3910	
MKJ-012424-5		526		18				1490	
MKJ-020624-1									
MKJ-020624-2									
MKJ-020624-3									
MKJ-020624-4									
MKJ-020624-5									
MKJ-020624-6									
MKJ-020624-7									
MKJ-020722-5	U	768	J	7.2				334	J
MKJ-020722-7	J	856		7.3				228	
MKJ-020722-8	J	3300		4.8				2390	
MKJ-021423-12									
MKJ-021423-13									
MKJ-021423-14									
MKJ-021423-18									
MKJ-021518-6	J	42.2	U	1.6				47.3	J
MKJ-030524-1									
MKJ-030524-2									
MKJ-030524-3									

Fluorene ug/kg		Gravel %		Hexachlorobenzene ug/kg		Hexachlorobutadiene ug/kg		Hexachlorocyclopentadiene ug/kg		He
SYS_SAMPLE_CODE	INTERPRETED_QUALIFIERS	RESULT_TEXT	INTERPRETED_QUALIFIERS	RESULT_TEXT	INTERPRETED_QUALIFIERS	RESULT_TEXT	INTERPRETED_QUALIFIERS	RESULT_TEXT	INTERPRETED_QUALIFIERS	RESULT_TEXT
MH246-102511	J	62.1		55	U	280	U	1100	UJ	55
MH253-082312	U			19	U	19	U	380	U	19
MH254-082312	U	18		20	U	20	U	390	U	20
MH256-083112	U			23	U	23	U	450	U	23
MH258-090512	U			360	U	360	U	7200	U	360
MH260-091812	U			57	U	57	U	1100	U	57
MH261-050813	U	19.8		18	U	18	U	370	U	18
MH263-052213	U	10.6		93	U	93	U	1900	U	93
MH264-060613	U	0.5		53	U	53	U	1100	UJ	53
MH265-060613		5.8		56	U	56	U	1100	UJ	56
MH268-060713	U	5.6		57	U	57	U	1100	UJ	57
MH269-060713		1.6		58	U	58	U	1200	UJ	58
MH270-060713	U	31	J	68	U	68	U	1400	UJ	68
MH271-060713	U	46.8		57	U	57	U	1100	UJ	57
MH273-061313	U			94	U	94	U	1900	UJ	94
MH274-061313	U	26.9		97	U	97	U	1900	UJ	97
MH276-061313	U			92	U	92	U	1800	UJ	92
MH277-061313	U	2.5		98	U	98	U	2000	UJ	98
MH37-101515	J	8.4		96	U	96	U	480	U	96
MH9-101303	U	53.4		19	U	19	U	97	U	19
MKJ-010924-1	J			13.1	U	4.7	U	23.7	U	6.7
MKJ-010924-2	U			13.4	U	4.8	U	24.4	U	6.9
MKJ-010924-3	U			13.4	U	4.8	U	24.4	U	6.9
MKJ-010924-4	U			23.6	U	8.4	U	42.9	U	12.1
MKJ-012424-1	J			67.2	U	24	U	122	U	34.4
MKJ-012424-2	J			67.3	UJ	24	UJ	122	UJ	34.5
MKJ-012424-3	J			247	UJ	88.1	UJ	448	UJ	127
MKJ-012424-4				67.4	U	24	U	122	U	34.5
MKJ-012424-5	U			67.2	U	24	U	122	U	34.5
MKJ-020624-1										
MKJ-020624-2										
MKJ-020624-3										
MKJ-020624-4										
MKJ-020624-5										
MKJ-020624-6										
MKJ-020624-7										
MKJ-020722-5	U			674	U	241	U	1220	U	173
MKJ-020722-7	U			134	U	48	U	244	U	34.4
MKJ-020722-8	U			672	U	240	U	1220	U	172
MKJ-021423-12										
MKJ-021423-13										
MKJ-021423-14										
MKJ-021423-18										
MKJ-021518-6	U			23	U	24.3	U	200	U	27.4
MKJ-030524-1										
MKJ-030524-2										
MKJ-030524-3										

Appendix B: All Data for Prioritization

Dichloroethane ug/kg		HPAH ug/kg		Indeno(1,2,3-Cd)Pyrene ug/kg		Isophorone ug/kg		Lead mg/kg		
SYS_SAMPLE_CODE	INTERPRETED_QUALIFIERS	RESULT_TEXT	INTERPRETED_QUALIFIERS	RESULT_TEXT	INTERPRETED_QUALIFIERS	RESULT_TEXT	INTERPRETED_QUALIFIERS	RESULT_TEXT	INTERPRETED_QUALIFIERS	
MH246-102511	U	5531		150		55	U	10		913
MH253-082312	U	151	J	10	J	19	U	165		12
MH254-082312	U	39	U	20	U	20	U	380		20
MH256-083112	U	248	J	15	J	23	UJ	15		26
MH258-090512	U	1380	J	360	U	360	UJ	80	U	360
MH260-091812	U	803	J	48	J	57	UJ	2760		88
MH261-050813	U	457	J	37		18	U	140		59
MH263-052213	U	280	J	93	U	93	U	22		93
MH264-060613	U	1938	J	130		53	U	38		180
MH265-060613	U	3147		160		56	U	130		752
MH268-060713	U	3260		270		57	U	536		446
MH269-060713	U	7730		410		58	U	133		1546
MH270-060713	U	1188		100		68	U	230		135
MH271-060713	U	497	J	57	U	57	U	17		57
MH273-061313	U	1756	J	150		94	U	487		170
MH274-061313	U	2128	J	180		97	U	147		110
MH276-061313	U	2398	J	200		92	U	334		180
MH277-061313	U	4500		260		98	U	36		544
MH37-101515	U	6300		300		96	U	103		1273
MH9-101303	U	947	J	54		19	U	50	J	134
MKJ-010924-1	U	42868.9	J	139	J	9.2	UJ	17.2		8944.2
MKJ-010924-2	U	24680	J	762	J	9.5	UJ	62.8		1103.9
MKJ-010924-3	U	2037.3	J	34.7	J	9.5	UJ	7		145.7
MKJ-010924-4	U	4274.7	J	86.7	J	16.7	UJ	54.4		418.2
MKJ-012424-1	U	5352.3	J	297		47.6	U	98.1		1192
MKJ-012424-2	UJ	6660	J	362	J	47.6	UJ	73.6		1479.9
MKJ-012424-3	UJ	179970	J	12600	J	175	UJ	140		47404
MKJ-012424-4	U	13699		821		47.7	U	45		3487.3
MKJ-012424-5	U	5491		340		47.6	U	42.7		1195.8
MKJ-020624-1										
MKJ-020624-2										
MKJ-020624-3										
MKJ-020624-4										
MKJ-020624-5										
MKJ-020624-6										
MKJ-020624-7										
MKJ-020722-5	U	632	J	733	U	197	U	205		1000
MKJ-020722-7	U	3832.2	J	146	U	39.2	U	216		256.7
MKJ-020722-8	U	6969	J	730	U	196	U	317		1673
MKJ-021423-12										
MKJ-021423-13										
MKJ-021423-14										
MKJ-021423-18										
MKJ-021518-6	U	296.1	J	29	U	37.5	U	11.9		22.9
MKJ-030524-1										
MKJ-030524-2										
MKJ-030524-3										

LPAH ug/kg		Medium Sand %		Medium Silt %		Mercury mg/kg		Motor Oil Range mg/kg		
SYS_SAMPLE_CODE	INTERPRETED_QUALIFIERS	RESULT_TEXT	INTERPRETED_QUALIFIERS	RESULT_TEXT	INTERPRETED_QUALIFIERS	RESULT_TEXT	INTERPRETED_QUALIFIERS	RESULT_TEXT	INTERPRETED_QUALIFIERS	RESULT_TEXT
MH246-102511	J	8.4		1		0.03		130	U	55
MH253-082312	J					0.05		300		19
MH254-082312	U	12.3		6.3		0.41		230		20
MH256-083112						0.04				23
MH258-090512	U					0.8	U			360
MH260-091812	J					0.09		1200		31
MH261-050813	J	16.3		6.3		0.47		40		16
MH263-052213	U	25.5		1.3	U	0.07		300		93
MH264-060613		36.2		0.7		0.03		910		53
MH265-060613		23		1.8		0.04		1200		56
MH268-060713	J	18.5		19.8	U	0.52		1300		62
MH269-060713	J	31		4.4		0.09		930		55
MH270-060713	J	9.6	J	26.2	UJ	0.17		1200		44
MH271-060713	U	14.1		4.6	U	0.02		1600		57
MH273-061313						0.2		320		94
MH274-061313		21.3		1.7		0.08		500		97
MH276-061313						0.21		750		92
MH277-061313	J	19.6		5.7		0.09		1100		98
MH37-101515	J	11				0.17		5100		360
MH9-101303		16.1		0.2		0.05	UJ	190		19
MKJ-010924-1	R	9.9				0.0624				16.2
MKJ-010924-2	J	21.7				0.0225	J			111
MKJ-010924-3	J	8.2				0.00744	U			18.3
MKJ-010924-4	J	10.2				0.0387	J			44.7
MKJ-012424-1	J	11.2				0.0615				87.6
MKJ-012424-2	J	12.6				0.0666				72.3
MKJ-012424-3	J	16.7				0.0551				600
MKJ-012424-4	J	21.4				0.0263	J			78.3
MKJ-012424-5	J	16				0.0361	J			53.7
MKJ-020624-1										
MKJ-020624-2										
MKJ-020624-3										
MKJ-020624-4										
MKJ-020624-5										
MKJ-020624-6										
MKJ-020624-7										
MKJ-020722-5	U	12.7				0.00666	U			212
MKJ-020722-7	J	14.4				0.405				67.7
MKJ-020722-8	J	12.2				0.00729	U			243
MKJ-021423-12										
MKJ-021423-13										
MKJ-021423-14										
MKJ-021423-18										
MKJ-021518-6	J	3.7				0.0227				25.4
MKJ-030524-1										
MKJ-030524-2										
MKJ-030524-3										

Naphthalene ug/kg		Nitrobenzene ug/kg		N-Nitroso-Di-N-Propylamine ug/kg		N-Nitrosodiphenylamine ug/kg		Pentachlorophenol ug/kg		
SYS_SAMPLE_CODE	INTERPRETED_QUALIFIERS	RESULT_TEXT	INTERPRETED_QUALIFIERS	RESULT_TEXT	INTERPRETED_QUALIFIERS	RESULT_TEXT	INTERPRETED_QUALIFIERS	RESULT_TEXT	INTERPRETED_QUALIFIERS	RESULT_TEXT
MH246-102511	U	55	U	55	U	55	U	550	UJ	880
MH253-082312	U	19	U	19	U	19	U	190	U	12
MH254-082312	U	20	U	20	U	20	U	200	U	20
MH256-083112	U	23	U	23	U	23	U	230	U	26
MH258-090512	U	360	U	360	U	360	U	3600	U	360
MH260-091812	J	57	U	57	U	31	J	570	U	57
MH261-050813	J	18	U	18	U	18	U	180	U	43
MH263-052213	U	93	U	93	U	93	U	930	U	93
MH264-060613	U	53	U	53	U	53	U	530	U	180
MH265-060613		56	U	56	U	56	U	560	U	480
MH268-060713		57	U	57	U	40	J	570	U	330
MH269-060713	J	58	U	58	U	32	J	580	U	1200
MH270-060713	J	68	U	68	U	68	U	680	U	91
MH271-060713	U	57	U	57	U	57	U	570	U	57
MH273-061313	U	94	U	94	U	94	U	940	U	170
MH274-061313	U	97	U	97	U	97	U	970	U	110
MH276-061313	U	92	U	92	U	92	U	920	U	180
MH277-061313	U	98	U	98	U	98	U	980	U	470
MH37-101515		96	U	96	U	120		480	U	630
MH9-101303	U	19	U	39	U	19	U	97	U	110
MKJ-010924-1	J	7	U	7.2	U	5.2	U	239		6590
MKJ-010924-2	J	7.2	U	7.4	U	5.3	U	31.1	U	857
MKJ-010924-3	J	7.2	U	7.4	U	5.3	U	31.1	U	103
MKJ-010924-4	J	12.7	U	13.1	U	9.3	U	54.8	U	289
MKJ-012424-1	J	36.1	U	37.1	U	68.5	J	156	U	864
MKJ-012424-2	J	36.1	UJ	37.2	UJ	76.9	J	3210	UJ	1160
MKJ-012424-3	J	133	UJ	136	UJ	97.5	UJ	572	UJ	38300
MKJ-012424-4	J	36.2	U	37.2	U	26.6	U	156	UJ	2700
MKJ-012424-5	J	36.1	U	37.2	U	26.5	U	2880	UJ	983
MKJ-020624-1										
MKJ-020624-2										
MKJ-020624-3										
MKJ-020624-4										
MKJ-020624-5										
MKJ-020624-6										
MKJ-020624-7										
MKJ-020722-5	U	362	U	373	U	266	U	1560	U	436
MKJ-020722-7	J	72.2	U	74.3	U	53.1	U	312	U	189
MKJ-020722-8	J	361	U	371	U	265	U	1560	U	1430
MKJ-021423-12										
MKJ-021423-13										
MKJ-021423-14										
MKJ-021423-18										
MKJ-021518-6	U	38.5	U	52.3	U	46.4	U	152	U	22.9
MKJ-030524-1										
MKJ-030524-2										
MKJ-030524-3										

Phenanthrene ug/kg		Phenol ug/kg		Polychlorinated Biphenyls ug/kg		Pyrene ug/kg		TEQ ng/kg		
SYS_SAMPLE_CODE	INTERPRETED_QUALIFIERS	RESULT_TEXT	INTERPRETED_QUALIFIERS	RESULT_TEXT	INTERPRETED_QUALIFIERS	RESULT_TEXT	INTERPRETED_QUALIFIERS	RESULT_TEXT	INTERPRETED_QUALIFIERS	RESULT_TEXT
MH246-102511		55	U	19	U	1400				9.5
MH253-082312	J	15	J	28	U	20				
MH254-082312	U	9.7	J	19	U	20	U			29.6
MH256-083112		46		20	U	42	Q			
MH258-090512	U	2000		20	U	470				
MH260-091812		37	J	98		160				
MH261-050813		18	U	39		63				31.2
MH263-052213	U	93	U	17	U	79	J			1.3
MH264-060613		32	J	54		360				4.8
MH265-060613		34	J	109		660				8.7
MH268-060713		57	U	830		570				19.8
MH269-060713		40	J	299		1400				16.7
MH270-060713		140		20		200				26.2
MH271-060713	U	57	U	105		110				4.6
MH273-061313		52	J	73		290				
MH274-061313		97	U	73		310				7.3
MH276-061313		92	U	56	Y	350				
MH277-061313		74	J	89		890				19.3
MH37-101515		350	J	11	J	1200				
MH9-101303		19	U	39	U	180	J			0.5
MKJ-010924-1	J	4.3	U	97.3	U	10400	J			
MKJ-010924-2	J	72.3	J	100	U	2570	J			
MKJ-010924-3	J	4.4	U	620		437	J			
MKJ-010924-4	J	272	J	339	J	807	J			
MKJ-012424-1		159	J	273.8	J	1180				
MKJ-012424-2	J	451	UJ	302.1	J	1440	J			
MKJ-012424-3	J	132	J	568.9	J	30100	J			
MKJ-012424-4		442	J	118		3040				
MKJ-012424-5		2200	J	111.1	J	1260				
MKJ-020624-1				98.7	U					
MKJ-020624-2				98.9	U					
MKJ-020624-3				90.7	U					
MKJ-020624-4				276	U					
MKJ-020624-5				99.7	U					
MKJ-020624-6				99	U					
MKJ-020624-7				98.7	U					
MKJ-020722-5	U	221	J	506.4		298	J			
MKJ-020722-7	J	140	J	619.9	J	277				
MKJ-020722-8		850	J	1332	J	2510				
MKJ-021423-12				604						
MKJ-021423-13				42.3	U					
MKJ-021423-14				207	U					
MKJ-021423-18				342	U					
MKJ-021518-6	J	39.9	U	27.5		78.4	J			
MKJ-030524-1				39.5	U					
MKJ-030524-2				152	J					
MKJ-030524-3				41.1	J					

Total Fines %		Total Organic Carbon %		Very Coarse Sand %		Very Fine Sand %		Very Fine Silt %		
SYS_SAMPLE_CODE	INTERPRETED_QUALIFIERS	RESULT_TEXT	INTERPRETED_QUALIFIERS	RESULT_TEXT	INTERPRETED_QUALIFIERS	RESULT_TEXT	INTERPRETED_QUALIFIERS	RESULT_TEXT	INTERPRETED_QUALIFIERS	RESULT_TEXT
MH246-102511		0.782		2.7		4.7		1.8		105
MH253-082312		2.27								1930
MH254-082312		4.63		10.4		6.4		4.2		2320
MH256-083112		13.2								216
MH258-090512		24.9								1010
MH260-091812		3.83								427
MH261-050813		1.37		4.7		6.3		5.4		124
MH263-052213		2.54		20.1		0.2		1.3	U	153
MH264-060613		2.31		3.2		11.1		0.6		526
MH265-060613		2.96		15		6.3		1.1		550
MH268-060713		6.25		10.9		11.5		19.8	U	502
MH269-060713		9.42		2.4		11.4		2.4		236
MH270-060713	J	7.66		8.6	J	7.7	J	26.2	UJ	730
MH271-060713		2.61		9		3.5		4.6	U	107
MH273-061313		3.21								1030
MH274-061313		1.83		7.7		6.5		0.9		341
MH276-061313		4.25								695
MH277-061313		6.51		3.5		15.8		2.4		518
MH37-101515		5.47		14.5		8.8				1460
MH9-101303		0.42		10.7		1		0.1		192
MKJ-010924-1		4.07		5.4		4.8				440
MKJ-010924-2		3.32		6.2		6.7				151
MKJ-010924-3		4.6		15.1		2.7				161
MKJ-010924-4		6.67		13.3		3.1				553
MKJ-012424-1		8.19		9.8		8				1440
MKJ-012424-2		8.81		11.3		9.2				1350
MKJ-012424-3		6.11		10.3		17.5				1000
MKJ-012424-4		3.96		8.4		15.1				847
MKJ-012424-5		3.52		9.7		10.4				766
MKJ-020624-1										
MKJ-020624-2										
MKJ-020624-3										
MKJ-020624-4										
MKJ-020624-5										
MKJ-020624-6										
MKJ-020624-7										
MKJ-020722-5		3.85		16.6		3.3				1310
MKJ-020722-7		20.7		8.6		4.1				1790
MKJ-020722-8		6.54		7.8		2.6				2750
MKJ-021423-12										
MKJ-021423-13										
MKJ-021423-14										
MKJ-021423-18										
MKJ-021518-6		0.71		30.4		0.7				181
MKJ-030524-1										
MKJ-030524-2										
MKJ-030524-3										

Zinc mg/kg	
SYS_SAMPLE_CODE	INTERPRETED_QUALIFIERS
MH246-102511	
MH253-082312	
MH254-082312	
MH256-083112	
MH258-090512	
MH260-091812	
MH261-050813	
MH263-052213	
MH264-060613	
MH265-060613	
MH268-060713	
MH269-060713	
MH270-060713	
MH271-060713	
MH273-061313	
MH274-061313	
MH276-061313	
MH277-061313	
MH37-101515	
MH9-101303	J
MKJ-010924-1	
MKJ-010924-2	J
MKJ-010924-3	J
MKJ-010924-4	J
MKJ-012424-1	
MKJ-012424-2	
MKJ-012424-3	
MKJ-012424-4	
MKJ-012424-5	
MKJ-020624-1	
MKJ-020624-2	
MKJ-020624-3	
MKJ-020624-4	
MKJ-020624-5	
MKJ-020624-6	
MKJ-020624-7	
MKJ-020722-5	
MKJ-020722-7	
MKJ-020722-8	
MKJ-021423-12	
MKJ-021423-13	
MKJ-021423-14	
MKJ-021423-18	
MKJ-021518-6	
MKJ-030524-1	
MKJ-030524-2	
MKJ-030524-3	

SYS_SAMPLE_CODE	SYS_LOC_CO DE	X_COORD	Y_COORD	SAMPLE_DATE	Loc_Group_Code	LOC_DESC
MKJ-030524-4	RCB388	1274871.98	195384.86	3/5/2024	17th Ave S SD	RCB south of 1445 S CLOVERDALE ST, in the alley, west side of 16TH AVE S
MKJ-030524-5	RCB387	1274885.14	195296.6	3/5/2024	17th Ave S SD	RCB at the NW corner of S DONOVAN ST/16TH AVE S, west side of 16TH AVE S
MKJ-030524-6	RCB384	1275186.3	195524.29	3/5/2024	17th Ave S SD	RCB at swale at 8602 17TH AVE S, at 17TH AVE S/DALLAS AVE S
MKJ-050124-1	MH18	1271741.79	208576.18	5/1/2024	Diagonal Ave S CSO/SD	6th Ave S and S Snoqualmie St
MKJ-050124-2	MH90	1265700.234	208898.871	5/1/2024	SOC SD	SOC junction vault prior to flow off property
MKJ-050124-3	MH211	1269926.625	201715.296	5/1/2024	S River St SD	Last MH on line
MKJ-050124-4	MH23	1273477.642	199762.409	5/1/2024	Georgetown SD	MH to east of motel
MKJ-052518-2	MH38	1269647.519	203488.3337	5/25/2018	Head of Slip 2 SD	Private MH between truck shop B and Slip 2.
MKJ-052518-3	MH39	1269705.3	201995.7999	5/25/2018	1st Ave S SD (east)	Under Northbound lanes of 1st Ave S bridge, south of Michigan
MKJ-052518-5	MH211	1269926.625	201715.296	5/25/2018	S River St SD	Last MH on line
MKJ-052518-7	MH223	1270726.749	201133.36	5/25/2018	S Brighton St SD	Immediately u/s of MH222
MKJ-052622-1	RCB351	1269957.378	210259.59	5/26/2022	Diagonal Ave S CSO/SD	CB near parking under 1st Ave S, just south of S Dakota St
MKJ-052622-2	RCB162	1268922.59	207970.94	5/26/2022	Diagonal Ave S CSO/SD	West of Ohio Ave S near Urban Hardwoods
MKJ-060623-1	RCB200A	1265107.542	210662.845	6/6/2023	SW Dakota St SD/Ditch	SW Dakota St just east of W Marginal Wy SW
MKJ-060623-2	MH216	1270357.313	197352.441	6/6/2023	1st Ave S SD (west)	2nd Ave S south of S Kenyon (by South Park transfer sta)
MKJ-060623-3	MH216	1270357.313	197352.441	6/6/2023	1st Ave S SD (west)	2nd Ave S south of S Kenyon (by South Park transfer sta)
MKJ-060623-4	RCB395	1274383.93	195832.23	6/6/2023	16th Ave S SD (west)	Composite sample of 5 RCBs along 14th Ave S, just south of Dallas Ave S
MKJ-060623-5	MH23	1273477.642	199762.409	6/6/2023	Georgetown SD	MH to east of motel
MKJ-061021-2	MH73	1267654.045	211970.738	6/10/2021	B-36, S Spokane St	MH in bike path/trail vegetation
MKJ-061218-1	MH23	1273477.642	199762.409	6/12/2018	Georgetown SD	MH to east of motel
MKJ-061218-2	RCB200A	1265107.542	210662.845	6/12/2018	SW Dakota St SD/Ditch	SW Dakota St just east of W Marginal Wy SW
MKJ-061520-3	RCB318	1282979.88	192608.73	6/15/2020	S Norfolk St CSO/PS17 EOF/SD	CB South of 9243 M L King Jr Way S in curb on west side of street
MKJ-061520-4	ODS82	1279637.06	195582.03	6/15/2020	KCIA SD#1	MH SAMPLE!! Culvert outflow to ditch at southern end of 8300 Military Rd S
MKJ-061720-1	MH68	1271990.87	199819.88	6/17/2020	S Garden St SD	S Garden St by SIM (601 S Myrtle St), composite of two MHs
MKJ-061720-2	MH211	1269926.625	201715.296	6/17/2020	S River St SD	Last MH on line
MKJ-061721-1	RCB343	1271857.932	197852.383	6/17/2021	7th Ave S SD	SE corner 7th Ave S/S Chicago St, South, inlet
MKJ-061721-2	RCB344	1271867.307	197867.227	6/17/2021	7th Ave S SD	SE Corner of intersection 7th Ave S / S Chicago St - Catch basin (not inlet)
MKJ-061721-3	RCB345	1271869.39	197891.706	6/17/2021	7th Ave S SD	Inlet at NE corner of intersection, 7th Ave S & S Chicago St
MKJ-062519-2	MH58	1268999.4	209038.58	6/25/2019	Diagonal Ave S CSO/SD	D056-134, NE of Ohio Ave S, at mainline bend
MKJ-062519-3	ST1	1268420.845	209048.792	6/25/2019	Diagonal Ave S CSO/SD	E Marginal Wy and S Oregon St
MKJ-070319-1	MH59	1267147.11	209084.83	7/3/2019	Diagonal Ave S CSO/SD	MH at Diagonal outfall, five feet from river. D056-123
MKJ-070319-3	ST1	1268420.845	209048.792	7/3/2019	Diagonal Ave S CSO/SD	E Marginal Wy and S Oregon St
MKJ-070319-4	MH58	1268999.4	209038.58	7/3/2019	Diagonal Ave S CSO/SD	D056-134, NE of Ohio Ave S, at mainline bend
MKJ-071522-5	RCB376	1269892.27	210796.17	7/15/2022	Diagonal Ave S CSO/SD	Roadway CB on west side of 1st Ave S, between S Andover St and S Dakota St
MKJ-071620-1	RCB200A	1265107.542	210662.845	7/24/2020	SW Dakota St SD/Ditch	SW Dakota St just east of W Marginal Wy SW
MKJ-071620-2	MH69	1264945.22	210670.78	7/16/2020	SW Dakota St SD/Ditch	MH on SW Dakota ST to the East of 16th Ave SW
MKJ-071620-3	RCB319	1267132.58	203570.49	7/16/2020	SW Kenny St SD/T115 CSO	Southeast corner of West Marginal Way SW and S Front St.
MKJ-071620-5	RCB320	1267277.54	203592.19	7/16/2020	SW Kenny St SD/T115 CSO	South side of SW Front St, East of West Marginal
MKJ-071620-6	RCB321	1267444.21	203588.72	7/16/2020	SW Kenny St SD/T115 CSO	South side of SW Front St mid-block north of Port warehouse
MKJ-071620-7	RCB322	1267514.52	203641.67	7/16/2020	SW Kenny St SD/T115 CSO	North side of SW Front St, Both sides of driveway
MKJ-071720-1	RCB45	1270397.691	199150.205	7/17/2020	2nd Ave S SD	2nd Ave S at Ditch u/s tide gate
MKJ-071720-2	RCB195	1271826.68	197255.04	7/17/2020	7th Ave S SD	inlet on the east side of 7th Ave S and midway between S Monroe St and S Elmgrove St
MKJ-071720-3	RCB323	1271842.96	197112.51	7/17/2020	7th Ave S SD	Inlet north side of S Elmgrove, east of 7th ave s
MKJ-072221-6	RCB339	1271716.345	206143.911	7/22/2021	Diagonal Ave S CSO/SD	CB on west side of Denver Ave S at driveway to 5200 Denver Ave S
MKJ-090623-1	MH38	1269647.519	203488.3337	9/6/2023	Head of Slip 2 SD	Private MH between truck shop B and Slip 2.
MKJ-090623-2	RCB215	1271719.827	208227.714	9/6/2023	Diagonal Ave S CSO/SD	6th Ave S south of S Alaska St
MKJ-090623-3	RCB205	1272585.263	207742.462	9/6/2023	Diagonal Ave S CSO/SD	CB on east side Airport Wy S, d/s Seattle Barrel

Appendix B: All Data for Prioritization

CHEMICAL_NAME RESULT_UNIT			>10 Phi Clay %	1,2,4-Trichlorobenzene ug/kg	1,2-Dichlorobenzene ug/kg	1,3-Dichlorobenzene ug/kg	1,4
SYS_SAMPLE_CODE	SAMPLE_METHOD	LOC_MAJ OR_BASI N	RESULT_TEXT INTERPRETED_QUALIFIERS	RESULT_TEXT INTERPRETED_QUALIFIERS	RESULT_TEXT INTERPRETED_QUALIFIERS	RESULT_TEXT INTERPRETED_QUALIFIERS	RESULT_TEXT
MKJ-030524-4	Grab-Manual	MS4					
MKJ-030524-5	Grab-Manual	MS4					
MKJ-030524-6	Grab-Manual	MS4					
MKJ-050124-1	Grab-Manual	MS4		310 U	310 U	310 U	310
MKJ-050124-2	Grab-Manual	MS4		284 U	284 U	284 U	284
MKJ-050124-3	Grab-Manual	MS4		250 U	250 U	250 U	250
MKJ-050124-4	Grab-Manual	MS4		1480 U	1480 U	1480 U	1480
MKJ-052518-2	Grab-Manual	Non-MS4		28.1 U	49.1 J	23.9 U	20.7
MKJ-052518-3	Grab-Manual	MS4		28 U	21.9 U	23.8 U	20.6
MKJ-052518-5	Grab-Manual	MS4		28.1 U	22 U	23.9 U	20.7
MKJ-052518-7	Grab-Manual	MS4		28.4 U	22.2 U	24.2 U	21
MKJ-052622-1	Grab-Manual	MS4		17.8 U	11.8 U	15.6 U	15.7
MKJ-052622-2	Grab-Manual	MS4		17.8 U	11.8 U	15.6 U	15.7
MKJ-060623-1	Grab-Manual	MS4		85 U	61.3 U	31.2 U	63.5
MKJ-060623-2	Grab-Manual	MS4		84.9 U	61.2 U	31.2 U	63.4
MKJ-060623-3	Grab-Manual	MS4		84.8 U	61.1 U	31.2 U	63.3
MKJ-060623-4	Grab-Manual	MS4		84.8 U	61.1 U	31.2 U	63.3
MKJ-060623-5	Grab-Manual	MS4		85.2 U	61.4 U	31.3 U	63.6
MKJ-061021-2	Grab-Manual	MS4					
MKJ-061218-1	Grab-Manual	MS4		29.1 U	22.7 U	24.7 U	21.4
MKJ-061218-2	Grab-Manual	MS4		87.8 U	68.7 U	74.7 U	64.7
MKJ-061520-3	Grab-Manual	MS4		29.4 U	23 U	25 U	21.6
MKJ-061520-4	Grab-Manual	MS4		29.7 U	23.2 U	25.3 U	21.9
MKJ-061720-1	Grab-Manual	MS4		29.8 U	23.3 U	25.3 U	21.9
MKJ-061720-2	Grab-Manual	MS4		29.7 U	23.2 U	25.3 U	21.9
MKJ-061721-1	Grab-Manual	MS4		17.9 U	11.9 U	15.7 U	15.7
MKJ-061721-2	Grab-Manual	MS4		17.8 U	11.8 U	15.6 U	15.7
MKJ-061721-3	Grab-Manual	MS4		17.8 U	11.8 U	15.6 U	15.7
MKJ-062519-2	Grab-Manual	MS4					
MKJ-062519-3	Grab-Manual	MS4					
MKJ-070319-1	Grab-Manual	MS4		5.9 U	4.6 U	5 U	9.5
MKJ-070319-3	Grab-Manual	MS4		5.9 U	4.6 U	5 U	5.2
MKJ-070319-4	Grab-Manual	MS4		6 U	4.7 U	5.1 U	4.4
MKJ-071522-5	Grab-Manual	MS4		17.8 U	11.8 U	15.6 U	
MKJ-071620-1	Grab-Manual	MS4		149 U	116 U	127 U	110
MKJ-071620-2	Grab-Manual	MS4		29.8 U	23.3 U	25.3 U	21.9
MKJ-071620-3	Grab-Manual	MS4		29.7 U	23.2 U	25.3 U	21.9
MKJ-071620-5	Grab-Manual	MS4		29.8 U	23.3 U	25.3 U	21.9
MKJ-071620-6	Grab-Manual	MS4		29.7 U	23.2 U	25.3 U	21.9
MKJ-071620-7	Grab-Manual	MS4		29.7 U	23.2 U	25.3 U	21.9
MKJ-071720-1	Grab-Manual	MS4		29.8 U	23.3 U	25.3 U	21.9
MKJ-071720-2	Grab-Manual	MS4		29.6 U	23.2 U	25.2 U	21.8
MKJ-071720-3	Grab-Manual	MS4		29.8 U	23.3 U	25.3 U	21.9
MKJ-072221-6	Grab-Manual	MS4	0.5	17.8 U	11.8 U	15.6 U	15.7
MKJ-090623-1	Grab-Manual	Non-MS4		8.5 U	23.9	6.3 J	11.2
MKJ-090623-2	Grab-Manual	MS4		8.5 U	6.1 U	3.1 U	6.4
MKJ-090623-3	Grab-Manual	MS4		8.5 U	6.1 U	3.1 U	6.4

Dichlorobenzene ug/kg		1-Methylnaphthalene ug/kg		2,2'-Oxybis(1-chloropropane) ug/kg		2,4,5-Trichlorophenol ug/kg		2,4,6-Trichlorophenol ug/kg		2,4
SYS_SAMPLE_CODE	INTERPRETED_QUALIFIERS	RESULT_TEXT	INTERPRETED_QUALIFIERS	RESULT_TEXT	INTERPRETED_QUALIFIERS	RESULT_TEXT	INTERPRETED_QUALIFIERS	RESULT_TEXT	INTERPRETED_QUALIFIERS	RESULT_TEXT
MKJ-030524-4										
MKJ-030524-5										
MKJ-030524-6										
MKJ-050124-1	U	310	U	310	U	1550	U	1550	U	1550
MKJ-050124-2	U	284	U	284	U	1420	U	1420	U	1420
MKJ-050124-3	U	250	U	250	U	1250	U	1250	U	1250
MKJ-050124-4	U	1480	U	1480	U	7400	U	7400	U	7400
MKJ-052518-2	U	54.7	J	26.7	U	127	U	120	U	151
MKJ-052518-3	U	28	U	26.7	U	127	U	119	U	150
MKJ-052518-5	U	28.1	U	26.7	U	127	U	120	U	151
MKJ-052518-7	U	28.4	U	27.1	U	128	U	121	U	153
MKJ-052622-1	U	26.3	U	16.8	U	129	U	44.8	U	76.5
MKJ-052622-2	U	96.5	J	16.8	U	128	U	44.8	U	76.4
MKJ-060623-1	U	52.5	U	33.6	U	257	U	89.6	UJ	153
MKJ-060623-2	U	52.4	U	33.6	U	257	U	89.5	UJ	153
MKJ-060623-3	U	52.4	U	33.5	U	256	U	89.4	UJ	153
MKJ-060623-4	U	52.4	U	33.6	U	256	U	89.4	UJ	153
MKJ-060623-5	U	294		33.7	U	258	U	89.8	UJ	153
MKJ-061021-2										
MKJ-061218-1	U	29	U	27.7	U	131	U	124	U	156
MKJ-061218-2	U	87.7	U	83.6	U	396	U	374	U	472
MKJ-061520-3	U	29.3	U	27.9	U	133	U	125	U	158
MKJ-061520-4	U	29.7	U	28.3	U	134	U	127	U	160
MKJ-061720-1	U	29.7	U	28.3	U	134	U	127	U	160
MKJ-061720-2	U	29.7	U	28.3	U	134	U	127	U	160
MKJ-061721-1	U	26.3	U	16.9	U	129	U	44.9	U	76.6
MKJ-061721-2	U	26.3	U	16.8	U	129	U	44.9	U	76.6
MKJ-061721-3	U	26.3	U	16.8	U	129	U	44.9	U	76.6
MKJ-062519-2										
MKJ-062519-3										
MKJ-070319-1	J	12.3	J	5.6	U	26.8	U	25.3	U	31.8
MKJ-070319-3	J	5.9	U	5.6	U	26.8	U	25.3	U	31.8
MKJ-070319-4	U	11.4	J	5.7	U	26.9	U	25.4	U	32
MKJ-071522-5		26.3	U	16.8	U	129	U	44.8	U	76.5
MKJ-071620-1	U	148	U	141	U	671	U	634	U	798
MKJ-071620-2	U	29.7	U	28.3	U	134	U	127	U	160
MKJ-071620-3	U	29.7	U	28.3	U	134	U	127	U	160
MKJ-071620-5	U	29.7	U	28.3	U	134	U	127	U	160
MKJ-071620-6	U	29.7	U	28.3	U	134	U	127	U	159
MKJ-071620-7	U	51.1	J	28.3	U	134	U	127	U	159
MKJ-071720-1	U	29.7	U	28.3	U	134	U	127	U	160
MKJ-071720-2	U	29.6	U	28.2	U	134	U	126	U	159
MKJ-071720-3	U	29.7	U	28.3	U	134	U	127	U	160
MKJ-072221-6	U	26.3	U	16.8	U	129	U	44.9	U	76.6
MKJ-090623-1	J	5.3	J	3.4	U	25.7	U	9	U	15.3
MKJ-090623-2	U	7.8	J	3.4	U	25.8	U	9	U	15.3
MKJ-090623-3	U	5.3	J	3.4	U	25.7	U	9	U	15.3

Appendix B: All Data for Prioritization

l-Dichlorophenol ug/kg		2,4-Dimethylphenol ug/kg		2,4-Dinitrophenol ug/kg		2,4-Dinitrotoluene ug/kg		2,6-Dinitrotoluene ug/kg		2-C
SYS_SAMPLE_CODE	INTERPRETED_QUALIFIERS	RESULT_TEXT	INTERPRETED_QUALIFIERS	RESULT_TEXT	INTERPRETED_QUALIFIERS	RESULT_TEXT	INTERPRETED_QUALIFIERS	RESULT_TEXT	INTERPRETED_QUALIFIERS	RESULT_TEXT
MKJ-030524-4										
MKJ-030524-5										
MKJ-030524-6										
MKJ-050124-1	U	1550	U	12400	U	1550	U	1550	U	310
MKJ-050124-2	U	1420	U	11300	U	1420	U	1420	U	284
MKJ-050124-3	U	1250	U	10000	U	1250	U	1250	U	250
MKJ-050124-4	U	7400	U	14800	U	7400	U	7400	U	1480
MKJ-052518-2	U	126	U	195	U	108	U	126	U	20.9
MKJ-052518-3	U	126	U	194	U	108	U	126	U	20.9
MKJ-052518-5	U	126	U	195	U	108	U	126	U	20.9
MKJ-052518-7	U	128	U	197	U	109	U	127	U	21.2
MKJ-052622-1	U	18.9	U	169	U	80.9	U	102	U	39.7
MKJ-052622-2	U	18.9	U	169	U	80.9	U	102	U	39.7
MKJ-060623-1	U	89	U	337	U	162	U	204	U	79.4
MKJ-060623-2	U	88.9	U	337	U	162	U	204	U	79.3
MKJ-060623-3	U	88.8	U	337	U	161	U	204	U	79.2
MKJ-060623-4	U	88.8	U	337	U	161	U	204	U	79.3
MKJ-060623-5	U	89.2	U	338	U	162	U	205	U	79.6
MKJ-061021-2										
MKJ-061218-1	U	131	U	202	U	112	U	130	U	21.7
MKJ-061218-2	U	395	U	609	U	338	U	394	U	65.4
MKJ-061520-3	U	132	U	203	U	113	U	132	U	21.9
MKJ-061520-4	U	134	U	206	U	114	U	133	U	22.1
MKJ-061720-1	U	134	U	206	U	114	U	133	U	22.2
MKJ-061720-2	U	134	U	206	U	114	U	133	U	22.2
MKJ-061721-1	U	18.9	U	169	U	81.1	U	102	U	39.8
MKJ-061721-2	U	18.9	U	169	U	81	U	102	U	39.8
MKJ-061721-3	U	18.9	U	169	U	81	U	102	U	39.8
MKJ-062519-2										
MKJ-062519-3										
MKJ-070319-1	U	26.7	U	41.1	U	22.8	U	26.6	U	4.4
MKJ-070319-3	U	26.7	U	41.1	U	22.8	U	26.6	U	4.4
MKJ-070319-4	U	26.8	U	41.3	U	22.9	U	26.7	U	4.4
MKJ-071522-5	U	18.9	U	169	U	80.9	U	102	U	39.7
MKJ-071620-1	U	669	U	1030	U	571	U	666	U	111
MKJ-071620-2	U	134	U	206	U	114	U	133	U	22.2
MKJ-071620-3	U	134	U	206	U	114	U	133	U	22.1
MKJ-071620-5	U	134	U	206	U	114	U	133	U	22.2
MKJ-071620-6	U	134	U	206	U	114	U	133	U	22.1
MKJ-071620-7	U	134	U	206	U	114	U	133	U	22.1
MKJ-071720-1	U	134	U	206	U	114	U	133	U	22.2
MKJ-071720-2	U	133	U	205	U	114	U	133	U	22.1
MKJ-071720-3	U	134	U	206	U	114	U	133	U	22.2
MKJ-072221-6	U	18.9	U	169	U	81	U	102	U	39.8
MKJ-090623-1	U	8.9	U	33.7	U	16.2	U	20.4	U	7.9
MKJ-090623-2	U	8.9	U	33.8	U	16.2	U	20.5	U	8
MKJ-090623-3	U	8.9	U	33.8	U	16.2	U	20.5	U	8

Appendix B: All Data for Prioritization

nloronaphthalene ug/kg		2-Chlorophenol ug/kg		2-Methylnaphthalene ug/kg		2-Methylphenol ug/kg		2-Nitroaniline ug/kg		
SYS_SAMPLE_CODE	INTERPRETED_QUALIFIERS	RESULT_TEXT	INTERPRETED_QUALIFIERS	RESULT_TEXT	INTERPRETED_QUALIFIERS	RESULT_TEXT	INTERPRETED_QUALIFIERS	RESULT_TEXT	INTERPRETED_QUALIFIERS	RESULT_TEXT
MKJ-030524-4										
MKJ-030524-5										
MKJ-030524-6										
MKJ-050124-1	U	620	U	310	U	310	U	1550	U	310
MKJ-050124-2	U	567	U	284	U	284	U	1420	U	284
MKJ-050124-3	U	500	U	250	U	250	U	1250	U	250
MKJ-050124-4	U	2960	U	1730	J	1480	U	7400	U	1480
MKJ-052518-2	U	30.5	U	66.4	J	37	U	142	U	32.6
MKJ-052518-3	U	30.4	U	72.4	J	36.9	U	142	U	32.5
MKJ-052518-5	U	30.5	U	30.3	J	37	U	142	U	32.6
MKJ-052518-7	U	30.9	U	33.3	J	37.4	U	144	U	33
MKJ-052622-1	U	69.1	U	42	J	33.2	U	82	U	24.3
MKJ-052622-2	U	69.1	U	197		33.2	U	81.9	U	24.2
MKJ-060623-1	U	138	UJ	45	U	66.5	UJ	164	U	48.5
MKJ-060623-2	U	138	UJ	44.9	U	66.4	UJ	164	U	48.4
MKJ-060623-3	U	138	UJ	44.9	U	66.3	UJ	163	U	48.4
MKJ-060623-4	U	138	UJ	48.2	J	66.3	UJ	164	U	48.4
MKJ-060623-5	U	139	UJ	337		66.6	UJ	164	U	48.6
MKJ-061021-2										
MKJ-061218-1	U	31.6	U	41.4	J	38.3	U	147	U	33.8
MKJ-061218-2	U	95.4	U	83.6	U	116	U	445	U	102
MKJ-061520-3	U	31.9	U	27.9	U	38.6	U	149	U	34.1
MKJ-061520-4	U	32.3	U	35.3	J	39.1	U	151	U	34.5
MKJ-061720-1	U	32.3	U	53.7	J	39.2	U	151	U	34.6
MKJ-061720-2	U	32.3	U	34.7	J	39.1	U	151	U	34.5
MKJ-061721-1	U	69.3	U	22.6	U	33.3	U	82.1	U	24.3
MKJ-061721-2	U	69.2	U	22.5	U	33.3	U	82.1	U	24.3
MKJ-061721-3	U	69.2	U	22.5	U	33.3	U	82.1	U	24.3
MKJ-062519-2										
MKJ-062519-3										
MKJ-070319-1	U	6.4	U	17	J	7.8	U	30	U	6.9
MKJ-070319-3	U	6.4	U	5.6	U	7.8	U	30	U	6.9
MKJ-070319-4	U	6.5	U	20.6		7.8	U	30.2	U	6.9
MKJ-071522-5	U	69.2	U	26.8	J	33.3	U	82	U	24.3
MKJ-071620-1	U	161	U	141	U	196	U	754	U	173
MKJ-071620-2	U	32.3	U	44.4	J	39.1	U	151	U	34.6
MKJ-071620-3	U	32.3	U	28.3	U	39.1	U	151	U	34.5
MKJ-071620-5	U	32.3	U	28.3	U	39.2	U	151	U	34.6
MKJ-071620-6	U	32.2	U	28.3	U	39.1	U	151	U	34.5
MKJ-071620-7	U	32.2	U	79.3	J	39.1	U	151	U	34.5
MKJ-071720-1	U	32.3	U	35.2	J	39.2	U	151	U	34.6
MKJ-071720-2	U	32.2	U	28.2	U	39	U	150	U	34.4
MKJ-071720-3	U	32.3	U	28.3	U	39.2	U	151	U	34.6
MKJ-072221-6	U	69.2	U	22.5	U	47.5	J	82.1	U	24.3
MKJ-090623-1	U	13.8	U	9.5	J	6.6	U	16.4	U	4.9
MKJ-090623-2	U	13.9	U	13.3	J	6.7	U	16.4	U	4.9
MKJ-090623-3	U	13.8	U	9.2	J	30.6		16.4	U	4.9

2-Nitrophenol ug/kg		3,3'-Dichlorobenzidine ug/kg		3-Nitroaniline ug/kg		4,6-Dinitro-2-Methylphenol ug/kg		4-Bromophenyl Phenyl Ether ug/kg		4-Chloro
SYS_SAMPLE_CODE	INTERPRETED_QUALIFIERS	RESULT_TEXT	INTERPRETED_QUALIFIERS	RESULT_TEXT	INTERPRETED_QUALIFIERS	RESULT_TEXT	INTERPRETED_QUALIFIERS	RESULT_TEXT	INTERPRETED_QUALIFIERS	RESULT_TEXT
MKJ-030524-4										
MKJ-030524-5										
MKJ-030524-6										
MKJ-050124-1	U	1550	U	1550	U	3100	U	620	U	1550
MKJ-050124-2	U	1420	U	1420	U	2840	U	567	U	1420
MKJ-050124-3	U	1250	U	1250	U	2500	U	500	U	1250
MKJ-050124-4	U	7400	U	7400	U	14800	U	2960	U	7400
MKJ-052518-2	U	147	U	178	U	238	U	28.6	U	136
MKJ-052518-3	U	147	U	177	U	237	U	28.5	U	136
MKJ-052518-5	U	147	U	178	U	238	U	28.6	U	136
MKJ-052518-7	U	149	U	180	U	241	U	29	U	138
MKJ-052622-1	U	35.4	U	111	U	190	U	84.9	U	62
MKJ-052622-2	U	35.4	U	111	U	190	U	84.9	U	61.9
MKJ-060623-1	U	70.7	UJ	222	UJ	379	U	170	U	124
MKJ-060623-2	U	70.7	UJ	222	UJ	379	U	170	U	124
MKJ-060623-3	U	70.6	UJ	222	UJ	378	U	169	U	124
MKJ-060623-4	U	70.6	UJ	222	UJ	378	U	169	U	124
MKJ-060623-5	U	70.9	UJ	223	UJ	380	U	170	U	124
MKJ-061021-2										
MKJ-061218-1	U	152	U	184	U	246	U	29.6	U	141
MKJ-061218-2	U	460	U	556	U	744	U	89.5	U	426
MKJ-061520-3	U	154	U	186	U	249	U	29.9	U	142
MKJ-061520-4	U	156	U	188	U	252	U	30.3	U	144
MKJ-061720-1	U	156	U	188	U	252	U	30.3	U	144
MKJ-061720-2	U	156	U	188	U	252	U	30.3	U	144
MKJ-061721-1	U	35.5	U	111	U	190	U	85.1	U	62.1
MKJ-061721-2	U	35.4	U	111	U	190	U	85	U	62
MKJ-061721-3	U	35.4	U	111	U	190	U	85	U	62
MKJ-062519-2										
MKJ-062519-3										
MKJ-070319-1	U	31	U	37.5	U	50.2	U	6	U	28.8
MKJ-070319-3	U	31	U	37.5	U	50.2	U	6	U	28.8
MKJ-070319-4	U	31.2	U	37.7	U	50.5	U	6.1	U	28.9
MKJ-071522-5	U	35.4	U	111	U	190	U	84.9	U	62
MKJ-071620-1	U	778	U	941	U	1260	U	151	U	721
MKJ-071620-2	U	156	U	188	U	252	U	30.3	U	144
MKJ-071620-3	U	156	U	188	U	252	U	30.3	U	144
MKJ-071620-5	U	156	U	188	U	252	U	30.3	U	144
MKJ-071620-6	U	155	U	188	U	252	U	30.3	U	144
MKJ-071620-7	U	156	U	188	U	252	U	30.3	U	144
MKJ-071720-1	U	156	U	188	U	252	U	30.3	U	144
MKJ-071720-2	U	155	U	187	U	251	U	30.2	U	144
MKJ-071720-3	U	156	U	188	U	252	U	30.3	U	144
MKJ-072221-6	U	35.4	U	111	U	190	U	85	U	62
MKJ-090623-1	U	7.1	U	22.2	U	37.9	U	17	U	12.4
MKJ-090623-2	U	7.1	U	22.3	U	38	U	17	U	12.4
MKJ-090623-3	U	7.1	U	22.3	U	38	U	17	U	12.4

o-3-Methylphenol ug/kg		4-Chloroaniline ug/kg		4-Chlorophenyl Phenylether ug/kg		4-Methylphenol ug/kg		4-Nitroaniline ug/kg		
SYS_SAMPLE_CODE	INTERPRETED_QUALIFIERS	RESULT_TEXT	INTERPRETED_QUALIFIERS	RESULT_TEXT	INTERPRETED_QUALIFIERS	RESULT_TEXT	INTERPRETED_QUALIFIERS	RESULT_TEXT	INTERPRETED_QUALIFIERS	RESULT_TEXT
MKJ-030524-4										
MKJ-030524-5										
MKJ-030524-6										
MKJ-050124-1	U	1550	U	1090	U	1770		1550	U	1550
MKJ-050124-2	U	1420	U	993	U	1520		1420	U	1420
MKJ-050124-3	U	1250	U	875	U	375	U	1250	U	1250
MKJ-050124-4	U	7400	U	5180	U	4030		7400	U	7400
MKJ-052518-2	U	159	U	32.8	U	69.3	U	165	U	209
MKJ-052518-3	U	158	U	32.7	U	93.8	J	164	U	209
MKJ-052518-5	U	159	U	32.8	U	69.3	U	165	U	209
MKJ-052518-7	U	161	U	33.2	U	70.2	U	167	U	212
MKJ-052622-1	U	41.8	U	95.6	U	3730		147	U	163
MKJ-052622-2	U	41.8	U	95.5	U	106		147	U	163
MKJ-060623-1	U	263	UJ	191	U	73.7	UJ	293	U	326
MKJ-060623-2	U	263	UJ	191	U	73.7	UJ	293	U	325
MKJ-060623-3	U	262	UJ	191	U	73.6	UJ	293	U	325
MKJ-060623-4	U	262	UJ	191	U	735	J	293	U	325
MKJ-060623-5	U	264	UJ	192	U	293	J	294	U	327
MKJ-061021-2										
MKJ-061218-1	U	164	U	34	U	82	J	170	U	217
MKJ-061218-2	U	497	U	103	U	485		514	U	654
MKJ-061520-3	U	166	U	34.3	U	988		172	U	219
MKJ-061520-4	U	168	U	34.7	U	135		174	U	221
MKJ-061720-1	U	168	U	34.8	U	73.4	U	174	U	222
MKJ-061720-2	U	168	U	34.7	U	73.3	U	174	U	222
MKJ-061721-1	U	41.9	U	95.8	U	95.6	J	147	U	163
MKJ-061721-2	U	41.9	U	95.7	U	2090		147	U	163
MKJ-061721-3	U	41.9	U	95.7	U	36.9	U	147	U	163
MKJ-062519-2										
MKJ-062519-3										
MKJ-070319-1	U	33.5	U	6.9	U	45.1		34.7	U	44.2
MKJ-070319-3	U	33.5	U	6.9	U	19	J	34.7	U	44.2
MKJ-070319-4	U	33.7	U	7	U	76.2		34.9	U	44.4
MKJ-071522-5	U	41.8	U	95.6	U	206		147	U	163
MKJ-071620-1	U	841	U	174	U	367	U	871	U	1110
MKJ-071620-2	U	168	U	34.8	U	179		174	U	222
MKJ-071620-3	U	168	U	34.7	U	73.3	U	174	U	221
MKJ-071620-5	U	168	U	34.8	U	3670		174	U	222
MKJ-071620-6	U	168	U	34.7	U	154		174	U	221
MKJ-071620-7	U	168	U	34.7	U	3780		174	U	221
MKJ-071720-1	U	168	U	34.8	U	73.4	U	174	U	222
MKJ-071720-2	U	167	U	34.6	U	154		173	U	221
MKJ-071720-3	U	168	U	34.8	U	73.4	U	174	U	222
MKJ-072221-6	U	41.9	U	95.7	U	665		147	U	163
MKJ-090623-1	U	26.3	U	19.1	U	7.4	U	29.4	U	32.6
MKJ-090623-2	U	26.3	U	19.2	U	7.4	U	29.4	U	32.6
MKJ-090623-3	U	26.3	U	19.1	U	106		29.4	U	32.6

4-Nitrophenol ug/kg		8-9 Phi Clay %		9-10 Phi Clay %		Acenaphthene ug/kg		Acenaphthylene ug/kg		
SYS_SAMPLE_CODE	INTERPRETED_QUALIFIERS	RESULT_TEXT	INTERPRETED_QUALIFIERS	RESULT_TEXT	INTERPRETED_QUALIFIERS	RESULT_TEXT	INTERPRETED_QUALIFIERS	RESULT_TEXT	INTERPRETED_QUALIFIERS	RESULT_TEXT
MKJ-030524-4										
MKJ-030524-5										
MKJ-030524-6										
MKJ-050124-1	U					310	U	310	U	310
MKJ-050124-2	U					284	U	284	U	284
MKJ-050124-3	U					250	U	250	U	303
MKJ-050124-4	U					4740		1480	U	15600
MKJ-052518-2	U					24.2	U	22.5	U	28
MKJ-052518-3	U					28.1	J	39.1	J	147
MKJ-052518-5	U					24.2	U	39	J	124
MKJ-052518-7	U					78	J	35.5	J	122
MKJ-052622-1	U					26.1	U	31.2	U	91.6
MKJ-052622-2	U					32.3	J	31.1	U	93.8
MKJ-060623-1	U					52.1	U	62.3	U	71.7
MKJ-060623-2	U					52	U	62.2	U	71.7
MKJ-060623-3	U					52	U	62.1	U	71.6
MKJ-060623-4	U					52	U	62.1	U	71.6
MKJ-060623-5	U					1000		241		3800
MKJ-061021-2										
MKJ-061218-1	U					108		34.5	J	404
MKJ-061218-2	U					75.6	U	70.3	U	87.4
MKJ-061520-3	U					25.3	U	23.5	U	29.2
MKJ-061520-4	U					25.6	U	43	J	83.1
MKJ-061720-1	U					25.6	U	23.8	U	46.6
MKJ-061720-2	U					25.6	U	33.8	J	119
MKJ-061721-1	U					26.1	U	31.2	U	36
MKJ-061721-2	U					26.1	U	31.2	U	35.9
MKJ-061721-3	U					26.1	U	31.2	U	35.9
MKJ-062519-2										
MKJ-062519-3										
MKJ-070319-1	U					16.6	J	13.1	J	34.8
MKJ-070319-3	U					5.1	U	4.7	U	18.5
MKJ-070319-4	U					10.3	J	7.1	J	26
MKJ-071522-5	U					26.1	U	31.2	U	48.1
MKJ-071620-1	U					128	U	119	U	148
MKJ-071620-2	U					25.6	U	42.5	J	75.3
MKJ-071620-3	U					25.6	U	24.6	J	97.9
MKJ-071620-5	U					25.6	U	23.8	U	29.6
MKJ-071620-6	U					25.6	U	23.8	U	33.5
MKJ-071620-7	U					25.6	U	23.8	U	66.4
MKJ-071720-1	U					25.6	U	23.8	U	72.1
MKJ-071720-2	U					27.9	J	23.7	U	83.6
MKJ-071720-3	U					25.6	U	23.8	U	29.6
MKJ-072221-6	U	1.7		0.8		26.1	U	31.2	U	207
MKJ-090623-1	U					5.2	U	6.2	U	7.2
MKJ-090623-2	U					5.2	U	6.2	U	7.2
MKJ-090623-3	U					5.2	U	6.2	U	7.2

Appendix B: All Data for Prioritization

Anthracene ug/kg		Aroclor 1016 ug/kg		Aroclor 1221 ug/kg		Aroclor 1232 ug/kg		Aroclor 1242 ug/kg		
SYS_SAMPLE_CODE	INTERPRETED_QUALIFIERS	RESULT_TEXT	INTERPRETED_QUALIFIERS	RESULT_TEXT	INTERPRETED_QUALIFIERS	RESULT_TEXT	INTERPRETED_QUALIFIERS	RESULT_TEXT	INTERPRETED_QUALIFIERS	RESULT_TEXT
MKJ-030524-4		19.5	U	19.5	U	19.5	U	19.5	U	19.5
MKJ-030524-5		46.2	U	46.2	U	46.2	U	46.2	U	46.2
MKJ-030524-6		26.7	U	26.7	U	26.7	U	26.7	U	26.7
MKJ-050124-1	U	19.9	UJ	19.9	UJ	19.9	UJ	19.9	UJ	108
MKJ-050124-2	U	99.7	UJ	99.7	UJ	99.7	UJ	99.7	UJ	99.7
MKJ-050124-3	J	99.6	UJ	99.6	UJ	99.6	UJ	99.6	UJ	99.6
MKJ-050124-4		185	U	185	U	185	U	185	U	185
MKJ-052518-2	U	19.3	U	19.3	U	19.3	U	19.3	U	19.3
MKJ-052518-3		19.4	U	19.4	U	19.4	U	19.4	U	67.5
MKJ-052518-5		19.3	U	19.3	U	19.3	U	19.3	U	34.5
MKJ-052518-7		19.8	U	19.8	U	19.8	U	19.8	U	103
MKJ-052622-1	J	20	U	20	U	20	U	20	U	69.6
MKJ-052622-2	J	20.2	U	20.2	U	20.2	U	20.2	U	21.6
MKJ-060623-1	UJ	19.9	UJ	19.9	UJ	19.9	UJ	19.9	UJ	69.7
MKJ-060623-2	UJ	20	U	20	U	20	U	20	U	20
MKJ-060623-3	UJ	19.9	U	19.9	U	19.9	U	19.9	U	19.9
MKJ-060623-4	UJ	19.6	UJ	19.6	UJ	19.6	UJ	19.6	UJ	33.4
MKJ-060623-5	J	19.9	UJ	19.9	UJ	19.9	UJ	19.9	UJ	78.1
MKJ-061021-2		7.9	U	7.9	U	7.9	U	7.9	U	8.8
MKJ-061218-1		18.5	U	18.5	U	18.5	U	18.5	U	67.7
MKJ-061218-2	U	19.8	U	19.8	U	19.8	U	19.8	U	84.1
MKJ-061520-3	U	19.9	U	19.9	U	19.9	U	19.9	U	19.9
MKJ-061520-4	J	20	U	20	U	20	U	20	U	41.9
MKJ-061720-1	J	19.7	U	19.7	U	19.7	U	19.7	U	191
MKJ-061720-2		19.9	UJ	19.9	UJ	19.9	UJ	19.9	UJ	36.1
MKJ-061721-1	U	20	U	20	U	20	U	20	U	20
MKJ-061721-2	U	19.9	U	19.9	U	19.9	U	19.9	U	19.9
MKJ-061721-3	U	20	U	20	U	20	U	20	U	20
MKJ-062519-2		19.8	U	19.8	U	19.8	U	307		19.8
MKJ-062519-3		19.9	U	19.9	U	19.9	U	194		19.9
MKJ-070319-1		19.7	U	19.7	U	19.7	U	1160		19.7
MKJ-070319-3	J	19.5	U	19.5	U	19.5	U	513		19.5
MKJ-070319-4		19.4	U	19.4	U	19.4	U	853		19.4
MKJ-071522-5	J	20	U	20	U	20	U	20	U	27.5
MKJ-071620-1	U	20	UJ	20	UJ	20	UJ	20	UJ	79.5
MKJ-071620-2	J	20	U	20	U	20	U	20	U	110
MKJ-071620-3	J	20	U	20	U	20	U	237		20
MKJ-071620-5	U	20	U	20	U	20	U	20	U	31.8
MKJ-071620-6	J	19.7	U	19.7	U	19.7	U	19.7	U	19.7
MKJ-071620-7	J	19.8	U	19.8	U	19.8	U	19.8	U	52.7
MKJ-071720-1	J	19.9	U	19.9	U	19.9	U	19.9	U	132
MKJ-071720-2	J	19.7	U	19.7	U	19.7	U	19.7	U	74.6
MKJ-071720-3	U	19.7	U	19.7	U	19.7	U	19.7	U	19.7
MKJ-072221-6		20	U	20	U	20	U	20	U	20
MKJ-090623-1	U	19.9	UJ	19.9	UJ	19.9	UJ	19.9	UJ	19.9
MKJ-090623-2	U	19.8	U	19.8	U	19.8	U	19.8	U	19.8
MKJ-090623-3	U	19.9	U	19.9	U	19.9	U	19.9	U	19.9

Aroclor 1248 ug/kg		Aroclor 1254 ug/kg		Aroclor 1260 ug/kg		Arsenic mg/kg		Benzo(A)Anthracene ug/kg		B
SYS_SAMPLE_CODE	INTERPRETED_QUALIFIERS	RESULT_TEXT	INTERPRETED_QUALIFIERS	RESULT_TEXT	INTERPRETED_QUALIFIERS	RESULT_TEXT	INTERPRETED_QUALIFIERS	RESULT_TEXT	INTERPRETED_QUALIFIERS	RESULT_TEXT
MKJ-030524-4	U	19.5	U	33.7	J					
MKJ-030524-5	U	46.2	U	248	J					
MKJ-030524-6	U	26.7	U	36.3	J					
MKJ-050124-1	J	106	J	194	J	17		310	U	310
MKJ-050124-2	UJ	99.7	UJ	99.7	UJ	8.78	J	675		609
MKJ-050124-3	UJ	99.6	UJ	99.6	UJ	12		1510		999
MKJ-050124-4	U	217		222		7.99	J	44500		44400
MKJ-052518-2	U	27.3		19.3	U	14.8		24.4	U	30.6
MKJ-052518-3		151		110		22.6		455		382
MKJ-052518-5		56.4		54.3		14.7		411		444
MKJ-052518-7		96.6		144		29.6		277		241
MKJ-052622-1		218		72.6	J	7.67	J	130		122
MKJ-052622-2		42		58.5		0.676	U	276		352
MKJ-060623-1	J	61.9	J	58.9	J	11	J	255		252
MKJ-060623-2	U	24.2		20	U	2.66	J	59.4	U	42.2
MKJ-060623-3	U	19.9	U	19.9	U	2.82	J	59.3	U	42.1
MKJ-060623-4	J	37.5	J	27.7	J	4.4	J	98.6	J	95.1
MKJ-060623-5	J	124	J	108	J	9.08	J	12600		15100
MKJ-061021-2	J	7.9	U	9.2	U					
MKJ-061218-1		98.1		86.8		7.94	U	1800		1990
MKJ-061218-2		119		56.6		16.5	U	257	J	267
MKJ-061520-3	U	19.9	U	19.9	U	6.96	U	52.6	J	47.8
MKJ-061520-4		103		80.7		23.2	U	325		423
MKJ-061720-1		251		944		20	U	105		235
MKJ-061720-2	J	33.5	J	50	J	19.9		430		530
MKJ-061721-1	U	36.5		116		6.06	J	31.8	J	74
MKJ-061721-2	U	20.6		19.9	U	14.4		29.8	U	83.7
MKJ-061721-3	U	20	U	20	U	6.72		29.8	U	42.9
MKJ-062519-2	U	19.8	U	19.8	U					
MKJ-062519-3	U	19.9	U	19.9	U					
MKJ-070319-1	U	19.7	U	26.4		15.6		108		138
MKJ-070319-3	U	19.5	U	19.5	U	6.16	U	99.1		110
MKJ-070319-4	U	19.4	U	23.7		7.18	U	79		98.2
MKJ-071522-5		20.9		24.8		0.755	U	106		116
MKJ-071620-1	J	50.5	J	53.9	J	18.8		283	J	342
MKJ-071620-2		132		117		19.5	U	197		269
MKJ-071620-3	U	72.7		61.2		30.7		122		162
MKJ-071620-5		23.4		28.2		16.9	U	53.9	J	68.9
MKJ-071620-6	U	19.7	U	24.6		22.1		74.1	J	124
MKJ-071620-7		40.1		40.1		21.3		157		158
MKJ-071720-1		95.8		119		20.5		166		239
MKJ-071720-2		94.9		82.1		22.1		262		293
MKJ-071720-3	U	19.7	U	19.7	U	14.6	U	25.9	U	32.4
MKJ-072221-6	U	40.4		20.6		5.42	J	241		172
MKJ-090623-1	UJ	19.9	UJ	19.9	UJ	4.48	J	25.3		21.2
MKJ-090623-2	U	19.8	U	19.8	U	5.2	J	13.3	J	28
MKJ-090623-3	U	19.9	U	19.9	U	3.15	J	10.2	J	13.7

enzo(A)Pyrene ug/kg		Benzo(G,H,I)Perylene ug/kg		Benzofluoranthenes, Total ug/kg		Benzoic Acid ug/kg		Benzyl Alcohol ug/kg		bis(2-Cl
SYS_SAMPLE_CODE	INTERPRETED_QUALIFIERS	RESULT_TEXT	INTERPRETED_QUALIFIERS	RESULT_TEXT	INTERPRETED_QUALIFIERS	RESULT_TEXT	INTERPRETED_QUALIFIERS	RESULT_TEXT	INTERPRETED_QUALIFIERS	RESULT_TEXT
MKJ-030524-4										
MKJ-030524-5										
MKJ-030524-6										
MKJ-050124-1	U	620	U	931	U	12400	U	620	U	310
MKJ-050124-2		720		1910		11300	U	567	U	284
MKJ-050124-3		500		2870		10000	U	500	U	250
MKJ-050124-4		24900		69500		14800	U	2960	U	1480
MKJ-052518-2	U	54.3	J	48.1	U	279	U	70.3	U	29.9
MKJ-052518-3		533		1010		278	U	70.1	U	29.8
MKJ-052518-5		449		1300		279	U	70.3	U	29.9
MKJ-052518-7		230		759		282	U	71.1	U	30.3
MKJ-052622-1		67.8	U	515		195	U	81.2	U	21.5
MKJ-052622-2		112		834		195	U	146		21.5
MKJ-060623-1		381		800		390	U	263		43
MKJ-060623-2	U	135	U	209	U	389	U	162	U	43
MKJ-060623-3	U	135	U	209	U	389	U	221		42.9
MKJ-060623-4	J	205		392	J	389	U	162	U	42.9
MKJ-060623-5		4740		28000		1280	J	2640		43.1
MKJ-061021-2										
MKJ-061218-1		1490		4560		748	J	111		30.9
MKJ-061218-2	J	340		748		984	J	2260		93.4
MKJ-061520-3	J	65.8	J	128	J	291	U	73.4	U	31.2
MKJ-061520-4		234		1050		1560		449		31.6
MKJ-061720-1		210		471		295	U	74.4	U	31.7
MKJ-061720-2		365		1390		295	U	74.3	U	31.6
MKJ-061721-1	J	85.4	J	154	J	205	J	110		21.6
MKJ-061721-2	J	67.9	U	169	J	251	J	81.3	U	21.5
MKJ-061721-3	J	67.9	U	113	J	195	U	81.3	U	21.5
MKJ-062519-2										
MKJ-062519-3										
MKJ-070319-1		105		355		421		69.1		6.3
MKJ-070319-3		65.3		274		58.8	U	14.8	U	6.3
MKJ-070319-4		54.3		247		186	J	18.9	J	6.3
MKJ-071522-5		147		329		195	U	321		21.5
MKJ-071620-1	J	512		699	J	1470	U	372	U	158
MKJ-071620-2		348		666		528	J	81.5	J	31.7
MKJ-071620-3		171		489		4620		218		31.6
MKJ-071620-5	J	112		200		1630		74.5	U	31.7
MKJ-071620-6		137		342		406	J	531		31.6
MKJ-071620-7		279		439		762	J	502		31.6
MKJ-071720-1		314		512		1060		74.4	U	31.7
MKJ-071720-2		253		505		294	U	171		31.5
MKJ-071720-3	U	36.5	J	52.4	J	295	U	74.4	U	31.7
MKJ-072221-6		180		532		199	J	81.3	U	21.5
MKJ-090623-1		28.5	J	40.7		94.9	J	16.2	U	4.3
MKJ-090623-2		46.4	J	40.9		175	J	16.3	U	4.3
MKJ-090623-3	J	19.5	J	32.3	J	148	J	16.3	U	4.3

Methoxy methane ug/kg		Bis-(2-chloroethyl) ether ug/kg		Bis(2-ethylhexyl)phthalate ug/kg		Butylbenzylphthalate ug/kg		Carbazole ug/kg		
SYS_SAMPLE_CODE	INTERPRETED_QUALIFIERS	RESULT_TEXT	INTERPRETED_QUALIFIERS	RESULT_TEXT	INTERPRETED_QUALIFIERS	RESULT_TEXT	INTERPRETED_QUALIFIERS	RESULT_TEXT	INTERPRETED_QUALIFIERS	RESULT_TEXT
MKJ-030524-4										
MKJ-030524-5										
MKJ-030524-6										
MKJ-050124-1	U	1090	U	5860		418	J	310	U	514
MKJ-050124-2	U	993	U	9960		284	U	284	U	1070
MKJ-050124-3	U	875	U	5790		250	U	250	U	1960
MKJ-050124-4	U	5180	U	13600		1480	U	9930		46000
MKJ-052518-2	U	32	U	458		38	U	34.8	U	40.2
MKJ-052518-3	U	31.9	U	4660		256		61.9	J	888
MKJ-052518-5	U	32	U	4370		156		82.4	J	826
MKJ-052518-7	U	32.4	U	4040		410		145		602
MKJ-052622-1	U	96.3	U	6220		4670		106		451
MKJ-052622-2	U	96.2	U	6110		515		47.4	J	574
MKJ-060623-1	U	192	U	9590		210		71.8	J	569
MKJ-060623-2	U	192	U	619		93.8	U	42.8	U	85.3
MKJ-060623-3	U	192	U	260	J	93.7	U	42.7	U	60.3
MKJ-060623-4	U	192	U	3940		268		52.6	J	233
MKJ-060623-5	U	193	U	9090		494		3440		14100
MKJ-061021-2										
MKJ-061218-1	U	33.1	U	7040		599		369		2810
MKJ-061218-2	U	99.9	U	6850		119	U	109	U	545
MKJ-061520-3	U	33.4	U	1270		41.9	J	36.3	U	90.6
MKJ-061520-4	U	33.8	U	6020		163		65.2	J	905
MKJ-061720-1	U	33.9	U	4340		425		36.8	U	292
MKJ-061720-2	U	33.8	U	2570		90.5	J	86.1	J	762
MKJ-061721-1	U	96.5	U	1460		80	J	21.5	U	160
MKJ-061721-2	U	96.4	U	899		52	J	21.4	U	216
MKJ-061721-3	U	96.4	U	477		51.6	J	21.4	U	135
MKJ-062519-2										
MKJ-062519-3										
MKJ-070319-1	U	6.7	U	1990		406		24.2		197
MKJ-070319-3	U	6.7	U	1420		8	U	18.8	J	175
MKJ-070319-4	U	6.8	U	1230		123		12.1	J	162
MKJ-071522-5	U	96.3	U	7650		533		53.1	J	249
MKJ-071620-1	U	169	U	7390		406	J	184	U	662
MKJ-071620-2	U	33.9	U	17800		321		66	J	680
MKJ-071620-3	U	33.8	U	6220		571		36.8	U	441
MKJ-071620-5	U	1910		1440		40.2	U	74.8	J	214
MKJ-071620-6	U	33.8	U	1900		113		36.7	U	319
MKJ-071620-7	U	33.8	U	6280		331		46	J	506
MKJ-071720-1	U	33.9	U	7070		220		39.3	J	368
MKJ-071720-2	U	33.7	U	1360		430		47.9	J	372
MKJ-071720-3	U	33.9	U	11500	J	40.2	U	36.8	U	38.6
MKJ-072221-6	U	96.4	U	9380		123		66.3	J	530
MKJ-090623-1	U	19.3	U	200		9.4	U	4.3	U	44.5
MKJ-090623-2	U	19.3	U	142		44.8		4.3	U	55
MKJ-090623-3	U	19.3	U	376		14.5	J	4.3	U	37.5

Chrysene ug/kg		Coarse Sand %		Coarse Silt %		Copper mg/kg		cPAH ug/kg		Diben
SYS_SAMPLE_CODE	INTERPRETED_QUALIFIERS	RESULT_TEXT	INTERPRETED_QUALIFIERS	RESULT_TEXT	INTERPRETED_QUALIFIERS	RESULT_TEXT	INTERPRETED_QUALIFIERS	RESULT_TEXT	INTERPRETED_QUALIFIERS	RESULT_TEXT
MKJ-030524-4										
MKJ-030524-5										
MKJ-030524-6										
MKJ-050124-1	J	3.3				233		563.14	J	620
MKJ-050124-2		5.5				100		1019.95		567
MKJ-050124-3		8.4				86.7		1581.6		500
MKJ-050124-4		3.1				161		68382		6730
MKJ-052518-2	J	26.2				62.5		85.292		29.1
MKJ-052518-3		9.2				185		601.44		86.4
MKJ-052518-5		17.9				105		701.06		114
MKJ-052518-7		4.1				158		388.18		54.9
MKJ-052622-1		8.9				97.2		215.96		86
MKJ-052622-2		5.8				102		498.8		86
MKJ-060623-1						254		419.89	J	172
MKJ-060623-2	J	17.2				47.8		180.003	J	172
MKJ-060623-3	U	19.1				41.7		180.095	U	172
MKJ-060623-4		15				267		196.24	J	172
MKJ-060623-5		8.2				241		20539		1840
MKJ-061021-2										
MKJ-061218-1		14.1				86.8		2965.3		433
MKJ-061218-2		2.9				135		457.45	J	149
MKJ-061520-3	J	13.5				37.1		90.036	J	30.3
MKJ-061520-4		2.5				132		625.43	J	94.7
MKJ-061720-1		9.5				225		326.36	J	48.1
MKJ-061720-2		7.9				114		787.22		106
MKJ-061721-1		9.7				77.7		119.18	J	86.2
MKJ-061721-2		8				51.3		132.76	J	86.1
MKJ-061721-3		8.3				37.7		85.55	J	86.1
MKJ-062519-2										
MKJ-062519-3										
MKJ-070319-1		21.2				57.5		197.69	J	11.7
MKJ-070319-3		14.7				48.6		160.55	J	17.5
MKJ-070319-4		19.1				41.8		139.83		6.2
MKJ-071522-5		15.5				87.3		190.15	J	86
MKJ-071620-1						184		572.32	J	154
MKJ-071620-2						235		412.44	J	79.6
MKJ-071620-3						172		250.86	J	35.1
MKJ-071620-5						83.9		122.1	J	30.8
MKJ-071620-6						121		194.5	J	30.7
MKJ-071620-7						143		251.8	J	30.7
MKJ-071720-1		3.7				182		353.78	J	65
MKJ-071720-2		3.3				96.3		421.3	J	71.2
MKJ-071720-3	J	15.1				89.1		85.546	J	30.8
MKJ-072221-6		10.6		3.2		74.9		282.92	J	86.1
MKJ-090623-1		24.7				32.9	J	33.245		17.2
MKJ-090623-2		12.8				48.6	J	39.74	J	17.2
MKJ-090623-3		1				45.7	J	23.325	J	17.2

Appendix B: All Data for Prioritization

zo(A,H)Anthracene ug/kg		Dibenzofuran ug/kg		Diesel Range Hydrocarbons mg/kg		Diethylphthalate ug/kg		Dimethylphthalate ug/kg		Di-
SYS_SAMPLE_CODE	INTERPRETED_QUALIFIERS	RESULT_TEXT	INTERPRETED_QUALIFIERS	RESULT_TEXT	INTERPRETED_QUALIFIERS	RESULT_TEXT	INTERPRETED_QUALIFIERS	RESULT_TEXT	INTERPRETED_QUALIFIERS	RESULT_TEXT
MKJ-030524-4										
MKJ-030524-5										
MKJ-030524-6										
MKJ-050124-1	U	620	U			1090	U	310	U	310
MKJ-050124-2	U	567	U			993	U	284	U	284
MKJ-050124-3	U	500	U			875	U	314	J	250
MKJ-050124-4		2960	U			5180	U	1480	U	1480
MKJ-052518-2	U	21.7	U			83.5	U	30.4	U	48.9
MKJ-052518-3	J	46.3	J			83.2	U	30.3	U	111
MKJ-052518-5		25.8	J			83.5	U	153		99.9
MKJ-052518-7	J	61.1	J			84.5	U	30.7	U	22100
MKJ-052622-1	U	70.5	U			98.4	U	290		159
MKJ-052622-2	U	70.4	U			98.3	U	105		72.6
MKJ-060623-1	U	141	U			197	U	131	J	56
MKJ-060623-2	U	141	U			196	U	43.8	U	72.9
MKJ-060623-3	U	141	U			196	U	43.7	U	55.8
MKJ-060623-4	U	141	U			196	U	134	J	90.2
MKJ-060623-5		418				197	U	98	J	274
MKJ-061021-2										
MKJ-061218-1		71.8	J			86.4	U	111		190
MKJ-061218-2	J	67.9	U			261	U	94.9	U	280
MKJ-061520-3	U	22.7	U			87.2	U	31.7	U	88.6
MKJ-061520-4	J	33	J			88.3	U	32.1	U	78
MKJ-061720-1	J	29.3	J			88.4	U	110		312
MKJ-061720-2		27.5	J			88.3	U	92.1	J	106
MKJ-061721-1	U	70.6	U			98.6	U	22	U	143
MKJ-061721-2	U	70.6	U			98.5	U	21.9	U	139
MKJ-061721-3	U	70.6	U			98.5	U	21.9	U	104
MKJ-062519-2										
MKJ-062519-3										
MKJ-070319-1	J	12.1	J			17.6	U	6.4	U	36.5
MKJ-070319-3	J	4.6	U			100		6.4	U	9.6
MKJ-070319-4	U	6.6	J			17.7	U	6.4	U	14.7
MKJ-071522-5	U	70.5	U			98.4	U	96.7	J	61
MKJ-071620-1	U	115	U			442	U	161	U	147
MKJ-071620-2	J	52.9	J			88.4	U	90.3	J	220
MKJ-071620-3	J	27.2	J			88.3	U	66.3	J	107
MKJ-071620-5	U	23	U			88.5	U	32.2	U	55.8
MKJ-071620-6	U	25.1	J			88.2	U	32.1	U	77.9
MKJ-071620-7	U	23	U			88.2	U	52.6	J	334
MKJ-071720-1	J	24.5	J			88.4	U	32.2	U	127
MKJ-071720-2	J	22.9	U			88	U	32	U	192
MKJ-071720-3	U	23	U			88.4	U	32.2	U	215
MKJ-072221-6	U	70.6	U			98.5	U	42.1	J	59.1
MKJ-090623-1	U	14.1	U			19.7	U	4.4	U	5.6
MKJ-090623-2	U	14.1	U			19.7	U	4.4	U	5.6
MKJ-090623-3	U	14.1	U			19.7	U	4.4	U	10.1

Appendix B: All Data for Prioritization

N-Butylphthalate ug/kg		Di-N-Octylphthalate ug/kg		Fine Sand %		Fine Silt %		Fluoranthene ug/kg	
SYS_SAMPLE_CODE	INTERPRETED_QUALIFIERS	RESULT_TEXT	INTERPRETED_QUALIFIERS	RESULT_TEXT	INTERPRETED_QUALIFIERS	RESULT_TEXT	INTERPRETED_QUALIFIERS	RESULT_TEXT	INTERPRETED_QUALIFIERS
MKJ-030524-4									
MKJ-030524-5									
MKJ-030524-6									
MKJ-050124-1	U	310	U	5.7				953	620
MKJ-050124-2	U	284	U	4.3				2740	567
MKJ-050124-3	U	250	U	7.3				8140	500
MKJ-050124-4	U	1480	U	2.6				106000	5390
MKJ-052518-2	J	41.1	U	2.5				54.3	J 23.3
MKJ-052518-3		314		6.9				807	65.1
MKJ-052518-5		246		5.5				976	43.1
MKJ-052518-7		125		7.6				857	120
MKJ-052622-1		21.9	U	6.8				976	72.7
MKJ-052622-2	J	450		29.5				812	72.7
MKJ-060623-1	U	43.8	U					557	145
MKJ-060623-2	J	43.8	U	3.2				85.6	J 145
MKJ-060623-3	U	43.7	U	2.4				60.6	U 145
MKJ-060623-4	J	43.7	U	9.3				310	145
MKJ-060623-5		228		6.7				29900	1140
MKJ-061021-2									
MKJ-061218-1		42.6	U	14.7				4680	150
MKJ-061218-2	J	715		6.3				534	73
MKJ-061520-3	J	56.7	J	5.4				137	24.4
MKJ-061520-4	J	59.2	J	5.2				832	30.9
MKJ-061720-1		139		6.4				246	24.7
MKJ-061720-2		69	J	7.1				1100	24.7
MKJ-061721-1		22	U	5.2				78.6	J 72.9
MKJ-061721-2		21.9	U	4.1				73.7	J 72.8
MKJ-061721-3		21.9	U	9.7				39.4	J 72.8
MKJ-062519-2									
MKJ-062519-3									
MKJ-070319-1		105		4.9				365	17.6
MKJ-070319-3	J	71.9		11.1				305	4.9
MKJ-070319-4	J	452		3				256	9.1
MKJ-071522-5	J	357		7.6				484	72.8
MKJ-071620-1	J	664						825	124
MKJ-071620-2		5850						1150	78.5
MKJ-071620-3		52.5	J					388	25.8
MKJ-071620-5	J	43.6	U					174	24.7
MKJ-071620-6	J	122						339	24.7
MKJ-071620-7		43.5	U					530	43.2
MKJ-071720-1		821		9				431	24.7
MKJ-071720-2		52.7	J	13.8				597	24.6
MKJ-071720-3		43.6	U	11.8				32.6	J 24.7
MKJ-072221-6	J	1010		12.5		4.7		629	72.8
MKJ-090623-1	U	4.4	U	2				62.5	14.5
MKJ-090623-2	U	4.4	U	4.7				35.1	14.6
MKJ-090623-3	J	4.4	U	7.2				46.5	14.6

Fluorene ug/kg		Gravel %		Hexachlorobenzene ug/kg		Hexachlorobutadiene ug/kg		Hexachlorocyclopentadiene ug/kg		He
SYS_SAMPLE_CODE	INTERPRETED_QUALIFIERS	RESULT_TEXT	INTERPRETED_QUALIFIERS	RESULT_TEXT	INTERPRETED_QUALIFIERS	RESULT_TEXT	INTERPRETED_QUALIFIERS	RESULT_TEXT	INTERPRETED_QUALIFIERS	RESULT_TEXT
MKJ-030524-4										
MKJ-030524-5										
MKJ-030524-6										
MKJ-050124-1	U			620	U	310	U	1550	U	310
MKJ-050124-2	U			567	U	284	U	1420	U	284
MKJ-050124-3	U			500	U	250	U	1250	U	250
MKJ-050124-4				2960	U	1480	U	7400	U	1480
MKJ-052518-2	U			22.4	U	23.6	U	195	U	26.7
MKJ-052518-3	J			22.3	U	23.6	U	194	U	26.6
MKJ-052518-5	J			22.4	U	23.6	U	195	U	26.7
MKJ-052518-7				22.6	U	23.9	U	197	U	27
MKJ-052622-1	U			67.3	U	24	U	122	U	17.2
MKJ-052622-2	U			67.2	U	24	U	122	U	17.2
MKJ-060623-1	U			135	U	48	U	244	U	68.9
MKJ-060623-2	U			134	U	47.9	U	244	U	68.9
MKJ-060623-3	U			134	U	47.9	U	243	U	68.8
MKJ-060623-4	U			134	U	47.9	U	244	U	68.8
MKJ-060623-5				135	U	48.1	U	245	U	69.1
MKJ-061021-2										
MKJ-061218-1				23.1	U	24.4	U	202	U	27.6
MKJ-061218-2	U			69.9	U	73.8	U	609	U	83.3
MKJ-061520-3	U			23.4	U	24.7	U	203	U	27.8
MKJ-061520-4	J			23.6	U	25	U	206	U	28.2
MKJ-061720-1	U			23.7	U	25	U	206	U	28.2
MKJ-061720-2	U			23.6	U	25	U	206	U	28.2
MKJ-061721-1	U			67.4	U	24.1	U	122	U	17.3
MKJ-061721-2	U			67.4	U	24	U	122	U	17.2
MKJ-061721-3	U			67.4	U	24	U	122	U	17.2
MKJ-062519-2										
MKJ-062519-3										
MKJ-070319-1	J			4.7	U	5	U	41.1	U	5.6
MKJ-070319-3	U			4.7	U	5	U	41.1	U	5.6
MKJ-070319-4	J			4.7	U	5	U	41.3	U	5.6
MKJ-071522-5	U			67.3	U	24	U	122	U	17.2
MKJ-071620-1	U			118	U	125	U	1030	U	141
MKJ-071620-2	J			23.7	U	25	U	206	U	28.2
MKJ-071620-3	J			23.6	U	25	U	206	U	28.2
MKJ-071620-5	U			23.7	U	25	U	206	U	28.2
MKJ-071620-6	U			23.6	U	25	U	206	U	28.2
MKJ-071620-7	J			23.6	U	25	U	206	U	28.2
MKJ-071720-1	U			23.7	U	25	U	206	U	28.2
MKJ-071720-2	U			23.6	U	24.9	U	205	U	28.1
MKJ-071720-3	U			80.4	J	25	U	206	U	28.2
MKJ-072221-6	U	21.5		67.4	U	24	U	122	U	17.2
MKJ-090623-1	U			13.5	U	4.8	U	24.4	U	6.9
MKJ-090623-2	U			13.5	U	4.8	U	24.5	U	6.9
MKJ-090623-3	U			13.5	U	4.8	U	24.5	U	6.9

Appendix B: All Data for Prioritization

Dichloroethane ug/kg		HPAH ug/kg		Indeno(1,2,3-Cd)Pyrene ug/kg		Isophorone ug/kg		Lead mg/kg	
SYS_SAMPLE_CODE	INTERPRETED_QUALIFIERS	RESULT_TEXT	INTERPRETED_QUALIFIERS	RESULT_TEXT	INTERPRETED_QUALIFIERS	RESULT_TEXT	INTERPRETED_QUALIFIERS	RESULT_TEXT	INTERPRETED_QUALIFIERS
MKJ-030524-4									
MKJ-030524-5									
MKJ-030524-6									
MKJ-050124-1	U	2617	J	620	U	465	U	161	323
MKJ-050124-2	U	10204		567	U	426	U	50.6	617
MKJ-050124-3	U	23539		500	U	375	U	65.4	607
MKJ-050124-4	U	444730		22700		2220	U	110	97400
MKJ-052518-2	U	227		28.3	U	36.6	U	79.8	J
MKJ-052518-3	U	5434.4		295		36.4	U	115	J
MKJ-052518-5	U	5851		321		36.6	U	67.7	J
MKJ-052518-7	U	3976.9		156		37	U	150	J
MKJ-052622-1	U	2890		73.1	U	19.6	U	65.7	
MKJ-052622-2	U	3817		101		19.6	U	58.5	
MKJ-060623-1	U	3654	J	167	J	95.2	U	141	
MKJ-060623-2	U	251.5	J	146	U	95.1	U	45.4	
MKJ-060623-3	U	398	U	146	U	95	U	29.4	
MKJ-060623-4	U	1778.7	J	146	U	95	U	49.6	
MKJ-060623-5	U	135500		5020		95.4	U	141	
MKJ-061021-2									
MKJ-061218-1	U	22913		1380		37.8	U	65.7	
MKJ-061218-2	U	3681	J	249	J	114	U	113	
MKJ-061520-3	U	703.5	J	35.7	J	38.2	U	18.3	
MKJ-061520-4	U	4849.7	J	180		38.7	U	236	
MKJ-061720-1	U	2084.1	J	116		38.7	U	228	
MKJ-061720-2	U	6035		252		38.7	U	78.5	
MKJ-061721-1	U	712.8	J	73.3	U	19.7	U	44.5	
MKJ-061721-2	U	707.4	J	73.2	U	19.6	U	21.2	
MKJ-061721-3	U	431.3	J	73.2	U	19.6	U	12.4	
MKJ-062519-2									
MKJ-062519-3									
MKJ-070319-1	U	1713.1	J	67.4		7.7	U	29	
MKJ-070319-3	U	1385.8	J	44.9		7.7	U	29.8	
MKJ-070319-4	U	1182.6		34.1		7.7	U	28.1	
MKJ-071522-5	U	1988.8	J	81.8	J	19.6	U	29.9	
MKJ-071620-1	U	4468	J	257	J	193	U	136	
MKJ-071620-2	U	4573.6	J	185		38.7	U	123	
MKJ-071620-3	U	2322.2	J	93.1	J	38.6	U	87.2	
MKJ-071620-5	U	1093.5	J	56.7	J	38.7	U	694	
MKJ-071620-6	U	1798.7	J	57.6	J	38.6	U	53.3	
MKJ-071620-7	U	2938	J	92	J	38.6	U	684	
MKJ-071720-1	U	2837	J	173	J	38.7	U	114	
MKJ-071720-2	U	3136.2	J	194	J	38.5	U	54.8	
MKJ-071720-3	U	198.2	J	29.9	U	38.7	U	29.6	
MKJ-072221-6	U	3094.2	J	83.2	J	19.6	U	31.4	
MKJ-090623-1	U	303.6	J	14.6	U	9.5	U	12.7	J
MKJ-090623-2	U	300.8	J	17.7	J	9.5	U	27.5	J
MKJ-090623-3	U	204.3	J	14.6	U	9.5	U	9.22	J

LPAH ug/kg		Medium Sand %		Medium Silt %		Mercury mg/kg		Motor Oil Range mg/kg		
SYS_SAMPLE_CODE	INTERPRETED_QUALIFIERS	RESULT_TEXT	INTERPRETED_QUALIFIERS	RESULT_TEXT	INTERPRETED_QUALIFIERS	RESULT_TEXT	INTERPRETED_QUALIFIERS	RESULT_TEXT	INTERPRETED_QUALIFIERS	RESULT_TEXT
MKJ-030524-4										
MKJ-030524-5										
MKJ-030524-6										
MKJ-050124-1	J	5.3				0.459				310
MKJ-050124-2		7.2				0.121				284
MKJ-050124-3	J	18.5				0.0876				250
MKJ-050124-4	J	2.9				0.178				1670
MKJ-052518-2		16				0.0282				143
MKJ-052518-3		10				0.131				109
MKJ-052518-5		13.2				0.0981				47.1
MKJ-052518-7		5.7				0.267				47.3
MKJ-052622-1	J	24.8				0.124				69
MKJ-052622-2	J	14.7				0.117				60.5
MKJ-060623-1	J					0.26				75.9
MKJ-060623-2	J	11.3				0.0705				42.3
MKJ-060623-3	U	12.4				0.0251	J			42.2
MKJ-060623-4	J	28				0.0882				59.5
MKJ-060623-5	J	7.9				0.232				371
MKJ-061021-2										
MKJ-061218-1	J	22.6				0.0845				90
MKJ-061218-2	J	3.4				0.174				118
MKJ-061520-3	J	10.2				0.0135	J			25.9
MKJ-061520-4	J	4.4				0.187				49.6
MKJ-061720-1	J	10.2				0.399				68.8
MKJ-061720-2	J	13.2				0.13				57.1
MKJ-061721-1		14.8				0.0735				21.2
MKJ-061721-2	J	6.3				0.0552				21.2
MKJ-061721-3	U	10.7				0.0338				21.2
MKJ-062519-2										
MKJ-062519-3										
MKJ-070319-1	J	13.8				0.0369				28.2
MKJ-070319-3	J	24.2				0.0512				8.6
MKJ-070319-4	J	22.2				0.0259	J			18.6
MKJ-071522-5	J	24.1				0.047				41.9
MKJ-071620-1	J					0.248				131
MKJ-071620-2	J					0.224				79.3
MKJ-071620-3	J					0.154				40.4
MKJ-071620-5						0.447				26.2
MKJ-071620-6	J					0.093				35.8
MKJ-071620-7	J					0.391				90.1
MKJ-071720-1	J	7				0.152				63.4
MKJ-071720-2	J	8.6				0.111				32.5
MKJ-071720-3	U	18.6				0.0246	J			26.2
MKJ-072221-6	J	18.5		4.6		0.0692		7420		31
MKJ-090623-1	J	17.1				0.0127	J			10.8
MKJ-090623-2		19.3				0.00606	U			21.3
MKJ-090623-3		2.6				0.0599				37.8

Naphthalene ug/kg		Nitrobenzene ug/kg		N-Nitroso-Di-N-Propylamine ug/kg		N-Nitrosodiphenylamine ug/kg		Pentachlorophenol ug/kg		
SYS_SAMPLE_CODE	INTERPRETED_QUALIFIERS	RESULT_TEXT	INTERPRETED_QUALIFIERS	RESULT_TEXT	INTERPRETED_QUALIFIERS	RESULT_TEXT	INTERPRETED_QUALIFIERS	RESULT_TEXT	INTERPRETED_QUALIFIERS	RESULT_TEXT
MKJ-030524-4										
MKJ-030524-5										
MKJ-030524-6										
MKJ-050124-1	U	310	U	465	U	310	U	6200	U	323
MKJ-050124-2	U	284	U	426	U	284	U	1420	U	617
MKJ-050124-3	U	250	U	375	U	250	U	5000	U	304
MKJ-050124-4	J	1480	U	2220	U	1480	U	7400	U	70000
MKJ-052518-2		37.5	U	50.9	U	45.1	U	148	U	64.5
MKJ-052518-3		37.4	U	50.8	U	54.1	J	147	U	410
MKJ-052518-5	J	37.5	U	50.9	U	45.1	U	148	U	276
MKJ-052518-7	J	37.9	U	51.5	U	45.7	U	149	U	443
MKJ-052622-1	J	36.1	U	37.2	U	26.6	UJ	156	U	536
MKJ-052622-2	J	36.1	U	37.2	U	26.5	UJ	156	U	407
MKJ-060623-1	J	72.2	U	74.3	U	64.4	J	312	U	359
MKJ-060623-2	U	72.2	U	74.3	U	53	UJ	311	U	176
MKJ-060623-3	U	72.1	U	74.2	U	53	UJ	311	U	86.8
MKJ-060623-4	J	72.1	U	74.2	U	53	UJ	311	U	270
MKJ-060623-5		72.4	U	74.5	U	53.2	UJ	313	U	17300
MKJ-061021-2										
MKJ-061218-1	J	38.8	U	52.7	U	46.7	U	153	U	2530
MKJ-061218-2	J	117	U	159	U	141	U	461	U	430
MKJ-061520-3	U	39.2	U	53.2	U	47.1	U	154	U	78.4
MKJ-061520-4	J	39.7	U	53.9	U	47.7	U	156	U	353
MKJ-061720-1	J	39.7	U	53.9	U	47.8	U	156	U	180
MKJ-061720-2	J	39.7	U	53.9	U	47.7	U	156	U	252
MKJ-061721-1	UJ	36.2	U	37.3	U	26.6	U	156	U	116
MKJ-061721-2	UJ	36.2	U	37.2	U	26.6	U	156	U	61
MKJ-061721-3	UJ	36.2	U	37.2	U	26.6	U	156	U	43.6
MKJ-062519-2										
MKJ-062519-3										
MKJ-070319-1		7.9	U	10.7	U	9.5	U	31.1	U	137
MKJ-070319-3	J	7.9	U	10.7	U	9.5	U	31.1	U	111
MKJ-070319-4	J	7.9	U	10.8	U	9.6	U	31.3	U	91.2
MKJ-071522-5	J	36.2	U	37.2	U	62.7	J	156	U	345
MKJ-071620-1	U	198	U	269	U	239	U	781	U	386
MKJ-071620-2	J	39.7	U	53.9	U	48.1	J	156	U	626
MKJ-071620-3	J	39.6	U	53.9	U	47.7	U	156	U	166
MKJ-071620-5	U	39.7	U	54	U	47.8	U	156	U	110
MKJ-071620-6	J	39.6	U	53.8	U	47.7	U	156	U	178
MKJ-071620-7	J	39.6	U	53.8	U	108		156	U	357
MKJ-071720-1	J	39.7	U	54	U	137	J	156	U	178
MKJ-071720-2	J	39.5	U	53.7	U	47.6	U	156	U	336
MKJ-071720-3	U	39.7	U	54	U	47.8	U	156	U	23.4
MKJ-072221-6	J	36.2	U	37.2	U	26.6	U	156	U	299
MKJ-090623-1	J	7.2	U	7.4	U	5.3	U	31.2	U	27.8
MKJ-090623-2		7.2	U	7.5	U	5.3	U	31.3	U	27.6
MKJ-090623-3		7.2	U	7.4	U	5.3	U	31.2	U	33.7

Phenanthrene ug/kg		Phenol ug/kg		Polychlorinated Biphenyls ug/kg		Pyrene ug/kg		TEQ ng/kg		
SYS_SAMPLE_CODE	INTERPRETED_QUALIFIERS	RESULT_TEXT	INTERPRETED_QUALIFIERS	RESULT_TEXT	INTERPRETED_QUALIFIERS	RESULT_TEXT	INTERPRETED_QUALIFIERS	RESULT_TEXT	INTERPRETED_QUALIFIERS	RESULT_TEXT
MKJ-030524-4				33.7	J					
MKJ-030524-5				248	J					
MKJ-030524-6				36.3	J					
MKJ-050124-1	J	310	U	408	J	1150				
MKJ-050124-2		284	U	99.7		2480				
MKJ-050124-3	J	250	U	99.6		7560				
MKJ-050124-4		1480	U	439		80000				
MKJ-052518-2	J	38.8	U	27.3		78.2	J			
MKJ-052518-3		84.7	J	328.5		978				
MKJ-052518-5		77	J	145.2		1010				
MKJ-052518-7		113		343.6		800				
MKJ-052622-1		249		360.2	J	696				
MKJ-052622-2		102		122.1		756				
MKJ-060623-1		113	J	190.5	J	673				
MKJ-060623-2	J	43.8	U	24.2		80.6	J			
MKJ-060623-3	U	43.7	U	19.9	U	56.5	U			
MKJ-060623-4		56.8	J	98.6	J	445				
MKJ-060623-5		180	J	310.1	J	24200				
MKJ-061021-2				8.8	J					
MKJ-061218-1		115		252.6		3770				
MKJ-061218-2		179	J	259.7		592				
MKJ-061520-3	J	40.5	U	19.9	U	146				
MKJ-061520-4		96.2	J	225.6		806				
MKJ-061720-1		129		1386		361				
MKJ-061720-2		83.9	J	119.6	J	1100				
MKJ-061721-1		73.6	J	152.5		129				
MKJ-061721-2	J	139		20.6		165				
MKJ-061721-3	U	21.9	U	20	U	101				
MKJ-062519-2				307						
MKJ-062519-3				194						
MKJ-070319-1		143		1186.4		366				
MKJ-070319-3		12.7	J	513		295				
MKJ-070319-4		69.9		876.7		252				
MKJ-071522-5		53.3	J	73.2		476				
MKJ-071620-1	J	205	U	183.9		888				
MKJ-071620-2		343		359		999				
MKJ-071620-3		140		370.9		421				
MKJ-071620-5		293		83.4		214				
MKJ-071620-6		115		24.6		406				
MKJ-071620-7		132		132.9		777				
MKJ-071720-1		128		346.8		569				
MKJ-071720-2		69.3	J	251.6		589				
MKJ-071720-3	U	41.1	U	19.7	U	38.1	J			
MKJ-072221-6		21.9	U	61		727				
MKJ-090623-1		4.4	U	19.9		80.9				
MKJ-090623-2		5.8	J	19.8	U	64.4				
MKJ-090623-3		9.7	J	19.9	U	44.6				

Total Fines %		Total Organic Carbon %		Very Coarse Sand %		Very Fine Sand %		Very Fine Silt %		
SYS_SAMPLE_CODE	INTERPRETED_QUALIFIERS	RESULT_TEXT	INTERPRETED_QUALIFIERS	RESULT_TEXT	INTERPRETED_QUALIFIERS	RESULT_TEXT	INTERPRETED_QUALIFIERS	RESULT_TEXT	INTERPRETED_QUALIFIERS	RESULT_TEXT
MKJ-030524-4										
MKJ-030524-5										
MKJ-030524-6										
MKJ-050124-1		17.6	J	3.3		10.9				862
MKJ-050124-2		19	J	6.3		11				736
MKJ-050124-3		6.27	J	3.2		8.5				445
MKJ-050124-4		26.8	J	3.3		6.6				741
MKJ-052518-2		0.53		14		0.7				198
MKJ-052518-3		6.8		5.4		7.8				1020
MKJ-052518-5		6.54		8.6		7.6				459
MKJ-052518-7		3.12		1.6		9.8				970
MKJ-052622-1		18.5		4.9		7.6				602
MKJ-052622-2		6.96		3.7		10.5				450
MKJ-060623-1		14.4	J							1580
MKJ-060623-2		1.07	J	25.3		1.8				199
MKJ-060623-3		0.95	J	27.2		0.9				157
MKJ-060623-4		8.33	J	6.5		7.5				588
MKJ-060623-5		21.3	J	8.7		11.7				1180
MKJ-061021-2										
MKJ-061218-1		9.42	J	8.2		13.2				432
MKJ-061218-2		8.87	J	1.1		12.8				932
MKJ-061520-3		1.33		15.8		3.7				118
MKJ-061520-4		16.1		2		9.3				721
MKJ-061720-1		7.61		7.9		8.5				1120
MKJ-061720-2		6.32		3.7		8.6				513
MKJ-061721-1		3.21		7		4.8				298
MKJ-061721-2		3.39		10.3		5.4				96
MKJ-061721-3		2.67		7.4		9.2				76.4
MKJ-062519-2		0.49								
MKJ-062519-3		0.53								
MKJ-070319-1		2.42		11.8		1.7				221
MKJ-070319-3		1.06		13		1				232
MKJ-070319-4		1.57		14.8		0.9				207
MKJ-071522-5		8.06		5.2		3.4				361
MKJ-071620-1		10.4								1240
MKJ-071620-2		13.5								1890
MKJ-071620-3		5.56								737
MKJ-071620-5		16.2								1850
MKJ-071620-6		13.2								681
MKJ-071620-7		13.4								3220
MKJ-071720-1		7.05		3.7		9.8				749
MKJ-071720-2		1.54		1.6		17.3				207
MKJ-071720-3		1.45		15.8		8.3				152
MKJ-072221-6		6.48		8.8		8.1		4.3		396
MKJ-090623-1		0.43		14.7		0.5				111
MKJ-090623-2		0.99		13.3		1.5				306
MKJ-090623-3		0.47		0.6		6.7				86

Zinc mg/kg	
SYS_SAMPLE_CODE	INTERPRETED_QUALIFIERS
MKJ-030524-4	
MKJ-030524-5	
MKJ-030524-6	
MKJ-050124-1	
MKJ-050124-2	
MKJ-050124-3	
MKJ-050124-4	
MKJ-052518-2	
MKJ-052518-3	
MKJ-052518-5	
MKJ-052518-7	
MKJ-052622-1	
MKJ-052622-2	
MKJ-060623-1	
MKJ-060623-2	
MKJ-060623-3	
MKJ-060623-4	
MKJ-060623-5	
MKJ-061021-2	
MKJ-061218-1	
MKJ-061218-2	
MKJ-061520-3	
MKJ-061520-4	
MKJ-061720-1	
MKJ-061720-2	
MKJ-061721-1	
MKJ-061721-2	
MKJ-061721-3	
MKJ-062519-2	
MKJ-062519-3	
MKJ-070319-1	
MKJ-070319-3	
MKJ-070319-4	
MKJ-071522-5	
MKJ-071620-1	
MKJ-071620-2	
MKJ-071620-3	
MKJ-071620-5	
MKJ-071620-6	
MKJ-071620-7	
MKJ-071720-1	
MKJ-071720-2	
MKJ-071720-3	
MKJ-072221-6	
MKJ-090623-1	J
MKJ-090623-2	J
MKJ-090623-3	J

SYS_SAMPLE_CODE	SYS_LOC_CO DE	X_COORD	Y_COORD	SAMPLE_DATE	Loc_Group_Code	LOC_DESC
MKJ-090623-4	MH226	1271510.096	201104.918	9/6/2023	S Brighton St SD	Mid-S. Brighton b/w Rosella Foods and diesel ASTs
MKJ-090623-5	MH101	1271076.59	201126.61	9/6/2023	S Brighton St SD	MH on W side of Fox Ave S and S Brighton St
MKJ-091720-2	MH223	1270726.749	201133.36	9/17/2020	S Brighton St SD	Immediately u/s of MH222
MKJ-092316	CB121	1271815.48	210402.96	9/23/2016	Diagonal Ave S CSO/SD	620 S Industrial Way
MKJ-100721-1	RCB130	1280872.625	190998.593	10/7/2021	S Norfolk St CSO/PS17 EOF/SD	Airport Way S at S Norfolk St
MKJ-100721-2	MH81	1281702.51	189711.74	10/7/2021	S Norfolk St CSO/PS17 EOF/SD	At the inlet end of a culvert pipe between the two I5 retention ponds, at the ripwrap
MKJ-100721-3	MH74	1280455.285	190806.989	10/7/2021	S Norfolk St CSO/PS17 EOF/SD	MH in center of S Norfolk St btwn East Marginal Way S & Airport Way S
MKJ-101217-1	CB299	1272237.326	211307.304	10/12/2017	Diagonal Ave S CSO/SD	CB on North side of bldg near offices
MKJ-101217-2	CB300	1272326.909	211262.86	10/12/2017	Diagonal Ave S CSO/SD	CB on east side of repair garage
MKJ-101217-4	CB301	1271193.072	210407.435	10/12/2017	Diagonal Ave S CSO/SD	CB in north lot, SW CB new building, Feakey 1538697
MKJ-101217-5	CB214	1271256.556	210407.792	10/12/2017	Diagonal Ave S CSO/SD	East of front door 20ft
MKJ-101217-6	CB302	1271138.181	210156.707	10/12/2017	Diagonal Ave S CSO/SD	CB along 4th Ave S to the South of Will Call door
MKJ-101217-7	CB303	1271228.459	209681.985	10/12/2017	Diagonal Ave S CSO/SD	CB in south loading dock area, east of the two CBs
MKJ-101723-1	MH264	1270146.599	202234.8	10/17/2023	1st Ave S SD (east)	S Michigan St between E Marginal Way S and Occidental Ave S. Sort of under 1st Ave S Bridge off-ramp
MKJ-101723-2	RCB396	1270023.82	202213.03	10/17/2023	1st Ave S SD (east)	NEC RCB at S Michigan St/Occidental Ave S
MKJ-101723-4	RCB397	1270017	202170.6	10/17/2023	1st Ave S SD (east)	SEC RCB at S Michigan St/Occidental Ave S
MKJ-111616-1	CB321	1271518.524	208111.037	11/16/2016	Diagonal Ave S CSO/SD	CB at middle of west wall refer house.
MKJ-122116-3	CB237	1271847.106	208333.223	12/21/2016	Diagonal Ave S CSO/SD	Central lot CB on South side of Evoque Building, feakey 1586524
MKJ-122116-5	RCB139	1270554.757	198709.783	12/21/2016	2nd Ave S SD	S Austin St and 2nd Ave S
MKJ-122116-6	RCB203	1270622.249	198708.731	12/21/2016	7th Ave S SD	Sand box d/s of RCB139, 2nd structure east of 2nd ave s on S Austin St north side.
MKJ-122116-8	RCB70	1270703.668	198706.226	12/21/2016	7th Ave S SD	3rd CB east of 2nd Ave S on north side of S Austin St
MKJ-122116-9	RCB71	1270622.002	198674.837	12/21/2016	7th Ave S SD	CB on south side of S Austin St, 1st CB this side of road and east of 2nd Ave S
MKJ-122216-2	RCB178	1271635.85	200532.89	12/22/2016	S Brighton St SD	West side of Fox Ave s by Seattle Boiler Works
MKJ-122916-1	RCB165	1271525.29	197873.88	12/29/2016	7th Ave S SD	NE of Marine Lumber main office on S Chicago St
MYR-ST1-051023	MYR-ST1	1271648.789	200328.275	5/10/2023	S Myrtle St SD	MH at W end S Myrtle St opposite Seattle Iron and Metals
MYR-ST1-061724	MYR-ST1	1271648.789	200328.275	6/17/2024	S Myrtle St SD	MH at W end S Myrtle St opposite Seattle Iron and Metals
MYR-ST1-101222	MYR-ST1	1271648.789	200328.275	10/12/2022	S Myrtle St SD	MH at W end S Myrtle St opposite Seattle Iron and Metals
NCH-020122-1	MH211	1269926.625	201715.296	2/1/2022	S River St SD	Last MH on line
NCH-020122-2	CB349	1272079.847	199822.756	2/1/2022	S Garden St SD	CBs Next to the filterras at S Garden St
NCH-020122-3	MH18	1271741.79	208576.18	2/1/2022	Diagonal Ave S CSO/SD	6th Ave S and S Snoqualmie St
NCH-020222-1	RCB200A	1265107.542	210662.845	2/2/2022	SW Dakota St SD/Ditch	SW Dakota St just east of W Marginal Wy SW
NCH-020222-2	MH52	1269281.61	209080.07	2/2/2022	Diagonal Ave S CSO/SD	Various lids in location. Taken from MH in SE of north junction, just upstream from flap gate
NCH-020822-1	CB356	1280010.72	190668.96	2/8/2022	S Norfolk St CSO/PS17 EOF/SD	Inline of curb, North side of Norrfolk, taking flow from Boeing
NCH-020822-2	CB357	1280025.48	190671.25	2/8/2022	S Norfolk St CSO/PS17 EOF/SD	Roadway CB on Norfolk, mid block near Boeing Storage
NCH-020822-3	MH75	1280459.94	190888.51	2/8/2022	S Norfolk St CSO/PS17 EOF/SD	Center of KC Airport border at S Norfolk St
NCH-020822-4	CB358	1279462.407	190268.559	2/9/2022	S Norfolk St CSO/PS17 EOF/SD	3 CBs in bus pullout in SW corner of S Norfolk St/E Marginal Way S
NCH-022620-2	MH1	1282284.102	189388.744	2/26/2020	S Norfolk St CSO/PS17 EOF/SD	Norfolk-MLK Way SD 36" outfall to ditch
NCH-042022-1	RCB85	1274886.079	195466.875	4/20/2022	17th Ave S SD	Sample from presettling cell of Bioretention Cell C, near S Cloverdale, North of Cell F
NCH-042920-1	RCB75	1274885.551	195417.768	4/29/2020	17th Ave S SD	Presettling Cell @ Bioretention cell F @ T117 cleanup project
NCH-042920-3	RCB317	1274794.7	195744.54	4/29/2020	17th Ave S SD	Presettling Cell on Bioretention Cell A @ T117
NCH-052021	ID-ST3	1263879.13	206423.86	5/20/2021	SW Idaho St SD	North end of 19th Ave SW at SW Dawson St
NCH-060519-2	MH23	1273477.642	199762.409	6/5/2019	Georgetown SD	MH to east of motel
NCH-060719-1	RCB200A	1265107.542	210662.845	6/7/2019	SW Dakota St SD/Ditch	SW Dakota St just east of W Marginal Wy SW
NCH-062320-1	MH59	1267147.11	209084.83	6/23/2020	Diagonal Ave S CSO/SD	MH at Diagonal outfall, five feet from river. D056-123
NCH-062320-2	ST1	1268420.845	209048.792	6/23/2020	Diagonal Ave S CSO/SD	E Marginal Wy and S Oregon St
NCH-062320-3	MH58	1268999.4	209038.58	6/23/2020	Diagonal Ave S CSO/SD	D056-134, NE of Ohio Ave S, at mainline bend
NCH-06721-2	MH58	1268999.4	209038.58	6/7/2021	Diagonal Ave S CSO/SD	D056-134, NE of Ohio Ave S, at mainline bend

CHEMICAL_NAME RESULT_UNIT			>10 Phi Clay %	1,2,4-Trichlorobenzene ug/kg	1,2-Dichlorobenzene ug/kg	1,3-Dichlorobenzene ug/kg	1,4
SYS_SAMPLE_CODE	SAMPLE_METHOD	LOC_MAJ OR_BASIN	RESULT_TEXT INTERPRETED_QUALIFIERS	RESULT_TEXT INTERPRETED_QUALIFIERS	RESULT_TEXT INTERPRETED_QUALIFIERS	RESULT_TEXT INTERPRETED_QUALIFIERS	RESULT_TEXT
MKJ-090623-4	Grab-Manual	MS4		8.5 UJ	6.1 UJ	3.1 UJ	6.3
MKJ-090623-5	Grab-Manual	MS4		42.6 U	30.7 U	15.6 U	31.8
MKJ-091720-2	Grab-Manual	MS4		29.8 U	23.3 U	25.3 U	21.9
MKJ-092316	Grab-Manual	MS4		28.7 U	22.5 U	24.4 U	21.2
MKJ-100721-1	Grab-Manual	MS4		10.7 U	7.1 U	9.4 U	9.4
MKJ-100721-2	Grab-Manual	MS4		101 U	67.2 U	88.8 U	89.1
MKJ-100721-3	Grab-Manual	MS4		279 U	185 U	245 U	245
MKJ-101217-1	Grab-Manual	MS4		133 U	104 U	113 U	97.9
MKJ-101217-2	Grab-Manual	MS4		28.7 U	22.5 U	24.4 U	21.2
MKJ-101217-4	Grab-Manual	MS4		87.4 U	68.3 U	74.4 U	64.4
MKJ-101217-5	Grab-Manual	MS4		131 U	102 U	111 U	96.2
MKJ-101217-6	Grab-Manual	MS4		44.3 U	34.7 U	37.7 U	32.7
MKJ-101217-7	Grab-Manual	MS4		44.5 U	34.8 U	37.8 U	32.8
MKJ-101723-1	Grab-Manual	MS4		8.5 UJ	6.1 UJ	3.1 UJ	6.3
MKJ-101723-2	Grab-Manual	MS4		8.5 UJ	6.1 UJ	3.1 UJ	6.3
MKJ-101723-4	Grab-Manual	MS4		8.5 UJ	6.1 UJ	3.1 UJ	6.3
MKJ-111616-1	Grab-Manual	MS4					
MKJ-122116-3	Grab-Manual	MS4					
MKJ-122116-5	Grab-Manual	MS4					
MKJ-122116-6	Grab-Manual	MS4					
MKJ-122116-8	Grab-Manual	MS4					
MKJ-122116-9	Grab-Manual	MS4					
MKJ-122216-2	Grab-Manual	MS4					
MKJ-122916-1	Grab-Manual	MS4					
MYR-ST1-051023	SedTrap	MS4		17.8 U	15.2 J	15.6 U	53
MYR-ST1-061724	SedTrap	MS4		49.9 U	49.9 U	49.9 U	49.9
MYR-ST1-101222	SedTrap	MS4		299 U	198 U	262 U	263
NCH-020122-1	Grab-Manual	MS4		17.8 U	11.8 U	15.6 U	15.7
NCH-020122-2	Grab-Manual	MS4		17.8 U	11.8 U	15.6 U	15.7
NCH-020122-3	Grab-Manual	MS4		17.8 U	11.8 U	15.6 U	15.7
NCH-020222-1	Grab-Manual	MS4		17.8 U	11.8 U	15.6 U	15.7
NCH-020222-2	Grab-Manual	MS4		47.4 U	31.5 U	41.6 U	41.7
NCH-020822-1	Grab-Manual	MS4		17.8 U	11.8 U	15.6 U	15.7
NCH-020822-2	Grab-Manual	MS4		17.8 U	11.8 U	15.6 U	15.7
NCH-020822-3	Grab-Manual	MS4					
NCH-020822-4	Grab-Manual	MS4		17.8 U	11.8 U	15.6 U	15.7
NCH-022620-2	Grab-Manual	MS4		29.7 UJ	23.3 UJ	25.3 UJ	21.9
NCH-042022-1	Grab-Manual	MS4		17.9 U	11.9 U	15.7 U	15.7
NCH-042920-1	Grab-Manual	MS4		29.7 U	23.2 U	25.2 U	21.9
NCH-042920-3	Grab-Manual	MS4		29.7 U	23.2 U	25.3 U	21.9
NCH-052021	SedTrap	MS4		29.8 U	23.3 U	25.4 U	22
NCH-060519-2	Grab-Manual	MS4		29.7 UJ	23.2 UJ	25.3 UJ	21.9
NCH-060719-1	Grab-Manual	MS4		88.7 U	69.3 U	75.4 U	65.3
NCH-062320-1	Grab-Manual	MS4		5.9 U	4.6 U	5 U	7
NCH-062320-2	Grab-Manual	MS4		11.8 U	9.3 U	10.1 U	8.7
NCH-062320-3	Grab-Manual	MS4		5.9 U	4.6 U	5.1 U	4.4
NCH-06721-2	Grab-Manual	MS4		6 U	4.7 U	5.1 U	4.4

Dichlorobenzene ug/kg		1-Methylnaphthalene ug/kg		2,2'-Oxybis(1-chloropropane) ug/kg		2,4,5-Trichlorophenol ug/kg		2,4,6-Trichlorophenol ug/kg		2,4
SYS_SAMPLE_CODE	INTERPRETED_QUALIFIERS	RESULT_TEXT	INTERPRETED_QUALIFIERS	RESULT_TEXT	INTERPRETED_QUALIFIERS	RESULT_TEXT	INTERPRETED_QUALIFIERS	RESULT_TEXT	INTERPRETED_QUALIFIERS	RESULT_TEXT
MKJ-090623-4	UJ	8.9	J	3.4	UJ	25.7	UJ	9	UJ	15.3
MKJ-090623-5	U	44	J	16.8	U	129	U	44.9	U	76.6
MKJ-091720-2	U	29.7	U	28.3	U	134	U	127	U	160
MKJ-092316	U	28.7	U	27.3	U	130	U	122	U	154
MKJ-100721-1	U	15.8	U	10.1	U	77.2	U	26.9	U	46
MKJ-100721-2	U	149	U	95.6	U	731	U	255	U	435
MKJ-100721-3	U	418	J	263	U	2010	U	702	U	1200
MKJ-101217-1	U	133	U	127	U	600	U	567	U	714
MKJ-101217-2	U	35.9	J	27.3	U	130	U	122	U	154
MKJ-101217-4	U	87.3	U	83.2	U	395	U	373	U	469
MKJ-101217-5	U	130	U	124	U	589	U	557	U	701
MKJ-101217-6	U	132	J	42.2	U	200	U	189	U	238
MKJ-101217-7	U	206		42.3	U	201	U	189	U	239
MKJ-101723-1	UJ	5.2	UJ	3.4	UJ	25.6	UJ	8.9	UJ	15.2
MKJ-101723-2	UJ	45.5	J	3.4	UJ	25.7	UJ	9	UJ	15.3
MKJ-101723-4	UJ	16.7	J	3.4	UJ	25.7	UJ	9	UJ	15.3
MKJ-111616-1										
MKJ-122116-3										
MKJ-122116-5										
MKJ-122116-6										
MKJ-122116-8										
MKJ-122116-9										
MKJ-122216-2										
MKJ-122916-1										
MYR-ST1-051023	J	129		16.8	U	129	U	44.9	U	76.6
MYR-ST1-061724	U	94.7	J	49.9	U	250	U	250	U	250
MYR-ST1-101222	U	440	U	282	U					
NCH-020122-1	U	26.3	U	16.8	U	129	U	44.9	U	76.6
NCH-020122-2	U	77.8	J	16.8	U	128	U	44.8	U	76.5
NCH-020122-3	U	68.8	J	16.8	U	129	U	44.9	U	76.6
NCH-020222-1	U	26.3	U	16.8	U	129	U	44.9	U	76.6
NCH-020222-2	U	746	J	44.8	U	342	U	119	U	204
NCH-020822-1	U	26.3	U	16.8	U	129	U	44.9	U	76.6
NCH-020822-2	U	26.3	U	16.8	U	129	U	44.8	U	76.5
NCH-020822-3										
NCH-020822-4	U	26.3	U	16.8	U	129	U	44.8	U	76.5
NCH-022620-2	UJ	40.3	J	28.3	UJ	134	UJ	127	UJ	160
NCH-042022-1	U	26.3	U	16.9	U	129	U	44.9	U	76.6
NCH-042920-1	U	29.6	U	28.2	U	134	U	126	U	159
NCH-042920-3	U	29.6	U	28.2	U	134	U	127	U	159
NCH-052021	U	29.8	U	28.4	U	135	U	127	U	160
NCH-060519-2	UJ	29.7	UJ	28.3	UJ	134	UJ	127	UJ	160
NCH-060719-1	U	88.5	U	84.3	U	400	U	378	U	476
NCH-062320-1	J	7	J	5.6	U	26.5	U	25	U	31.6
NCH-062320-2	U	11.8	U	11.3	U	53.5	U	50.5	U	63.6
NCH-062320-3	U	5.9	U	5.7	U	26.8	U	25.3	U	31.9
NCH-06721-2	U	5.9	U	5.7	U	26.9	U	25.4	U	32

l-Dichlorophenol ug/kg		2,4-Dimethylphenol ug/kg		2,4-Dinitrophenol ug/kg		2,4-Dinitrotoluene ug/kg		2,6-Dinitrotoluene ug/kg		2-C
SYS_SAMPLE_CODE	INTERPRETED_QUALIFIERS	RESULT_TEXT	INTERPRETED_QUALIFIERS	RESULT_TEXT	INTERPRETED_QUALIFIERS	RESULT_TEXT	INTERPRETED_QUALIFIERS	RESULT_TEXT	INTERPRETED_QUALIFIERS	RESULT_TEXT
MKJ-090623-4	UJ	8.9	UJ	33.7	UJ	16.2	UJ	20.4	UJ	7.9
MKJ-090623-5	U	44.6	U	169	U	81	U	102	U	39.8
MKJ-091720-2	U	134	U	206	U	114	U	133	U	22.2
MKJ-092316	U	129	U	199	U	110	U	129	U	21.4
MKJ-100721-1	U	11.3	U	101	U	48.6	U	61.4	U	23.9
MKJ-100721-2	U	107	U	959	U	460	U	581	U	226
MKJ-100721-3	U	295	U	2640	U	1270	U	1600	U	622
MKJ-101217-1	U	598	U	921	U	511	U	596	U	99.1
MKJ-101217-2	U	129	U	199	U	110	U	129	U	21.4
MKJ-101217-4	U	393	U	606	U	336	U	392	U	65.1
MKJ-101217-5	U	587	U	905	U	502	U	585	U	97.3
MKJ-101217-6	U	199	U	307	U	170	U	199	U	33
MKJ-101217-7	U	200	U	308	U	171	U	199	U	33.1
MKJ-101723-1	UJ	8.9	UJ	33.6	UJ	16.1	UJ	20.4	UJ	7.9
MKJ-101723-2	UJ	8.9	UJ	33.7	UJ	16.2	UJ	20.4	UJ	7.9
MKJ-101723-4	UJ	8.9	UJ	33.7	UJ	16.2	UJ	20.4	UJ	7.9
MKJ-111616-1										
MKJ-122116-3										
MKJ-122116-5										
MKJ-122116-6										
MKJ-122116-8										
MKJ-122116-9										
MKJ-122216-2										
MKJ-122916-1										
MYR-ST1-051023	U	18.9	U	169	U	81	U	102	U	39.8
MYR-ST1-061724	U	250	U	499	U	250	U	250	U	49.9
MYR-ST1-101222						1360	U	1710	U	666
NCH-020122-1	U	18.9	U	169	U	81	U	102	U	39.8
NCH-020122-2	U	18.9	U	169	U	80.9	U	102	U	39.7
NCH-020122-3	U	18.9	U	169	U	81	U	102	U	39.8
NCH-020222-1	U	18.9	U	169	U	81	U	102	U	39.8
NCH-020222-2	U	50.2	U	449	U	215	U	272	U	106
NCH-020822-1	U	18.9	U	169	U	81	U	102	U	39.8
NCH-020822-2	U	18.9	U	169	U	80.9	U	102	U	39.7
NCH-020822-3										
NCH-020822-4	U	18.9	U	169	U	80.9	U	102	U	39.7
NCH-022620-2	UJ	134	UJ	206	UJ	114	UJ	133	UJ	22.2
NCH-042022-1	U	18.9	U	169	U	81.1	U	102	U	39.8
NCH-042920-1	U	133	U	206	U	114	U	133	U	22.1
NCH-042920-3	U	134	U	206	U	114	U	133	U	22.1
NCH-052021	U	134	U	207	U	115	U	134	U	22.2
NCH-060519-2	UJ	134	UJ	206	UJ	114	UJ	133	UJ	22.1
NCH-060719-1	U	399	U	614	U	341	U	397	U	66
NCH-062320-1	U	26.4	U	40.7	U	22.6	U	26.3	U	4.4
NCH-062320-2	U	53.3	U	82.1	U	45.5	U	53.1	U	8.8
NCH-062320-3	U	26.7	U	41.2	U	22.8	U	26.6	U	4.4
NCH-06721-2	U	26.8	U	41.3	U	22.9	U	26.7	U	4.4

nloronaphthalene ug/kg		2-Chlorophenol ug/kg		2-Methylnaphthalene ug/kg		2-Methylphenol ug/kg		2-Nitroaniline ug/kg		
SYS_SAMPLE_CODE	INTERPRETED_QUALIFIERS	RESULT_TEXT	INTERPRETED_QUALIFIERS	RESULT_TEXT	INTERPRETED_QUALIFIERS	RESULT_TEXT	INTERPRETED_QUALIFIERS	RESULT_TEXT	INTERPRETED_QUALIFIERS	RESULT_TEXT
MKJ-090623-4	UJ	13.8	UJ	17.1	J	6.6	UJ	16.4	UJ	4.8
MKJ-090623-5	U	69.2	U	86.5	J	33.3	U	82.1	U	24.3
MKJ-091720-2	U	32.3	U	38.6	J	39.2	U	151	U	34.6
MKJ-092316	U	31.2	U	39.6	J	37.8	U	146	U	33.3
MKJ-100721-1	U	41.5	U	13.5	U	20	U	49.3	U	14.6
MKJ-100721-2	U	393	U	128	U	189	U	466	U	138
MKJ-100721-3	U	1080	U	787	J	520	U	1280	U	380
MKJ-101217-1	U	144	U	127	U	175	U	674	U	154
MKJ-101217-2	U	31.2	U	81.7	J	37.8	U	146	U	33.4
MKJ-101217-4	U	94.9	U	83.2	U	115	U	443	U	101
MKJ-101217-5	U	142	U	186	J	172	U	662	U	152
MKJ-101217-6	U	48.1	U	256		58.3	U	225	U	51.5
MKJ-101217-7	U	48.3	U	325		58.5	U	225	U	51.6
MKJ-101723-1	UJ	13.8	UJ	4.5	UJ	6.6	UJ	16.3	UJ	4.8
MKJ-101723-2	UJ	13.8	UJ	82.2	J	6.6	UJ	16.4	UJ	4.8
MKJ-101723-4	UJ	13.8	UJ	26.1	J	6.6	UJ	16.4	UJ	4.8
MKJ-111616-1										
MKJ-122116-3										
MKJ-122116-5										
MKJ-122116-6										
MKJ-122116-8										
MKJ-122116-9										
MKJ-122216-2										
MKJ-122916-1										
MYR-ST1-051023	U	69.2	U	243		35.1	J	82.1	U	24.3
MYR-ST1-061724	U	99.8	U	173		49.9	U	250	U	49.9
MYR-ST1-101222	U			725	J			1370	U	
NCH-020122-1	U	69.2	U	39.3	J	33.3	U	82.1	U	24.3
NCH-020122-2	U	69.1	U	142		33.2	U	81.9	U	24.3
NCH-020122-3	U	69.2	U	113		33.3	U	82.1	U	24.3
NCH-020222-1	U	69.2	U	22.5	U	34.6	J	82.1	U	24.3
NCH-020222-2	U	184	U	1150	J	88.5	U	218	U	64.6
NCH-020822-1	U	69.2	U	45.8	J	33.3	U	82.1	U	24.3
NCH-020822-2	U	69.2	U	22.5	U	33.3	U	82	U	24.3
NCH-020822-3										
NCH-020822-4	U	69.1	U	42.9	J	33.2	U	82	U	24.3
NCH-022620-2	UJ	32.3	UJ	76.9	J	39.1	UJ	151	UJ	34.5
NCH-042022-1	U	69.3	U	22.6	U	33.3	U	82.1	U	24.3
NCH-042920-1	U	32.2	U	53.6	J	39	U	150	U	34.4
NCH-042920-3	U	32.2	U	41.3	J	39.1	U	150	U	34.5
NCH-052021	U	32.4	U	28.4	U	39.2	U	151	U	34.6
NCH-060519-2	UJ	32.3	UJ	46.6	J	39.1	UJ	151	UJ	34.5
NCH-060719-1	U	96.2	U	84.3	U	117	U	449	U	103
NCH-062320-1	U	6.4	U	8.1	J	7.7	U	29.8	U	6.8
NCH-062320-2	U	12.9	U	11.3	U	15.6	U	60	U	13.8
NCH-062320-3	U	6.4	U	5.7	U	7.8	U	30.1	U	6.9
NCH-06721-2	U	6.5	U	5.7	U	7.8	U	30.2	U	6.9

2-Nitrophenol ug/kg		3,3'-Dichlorobenzidine ug/kg		3-Nitroaniline ug/kg		4,6-Dinitro-2-Methylphenol ug/kg		4-Bromophenyl Phenyl Ether ug/kg		4-Chloro
SYS_SAMPLE_CODE	INTERPRETED_QUALIFIERS	RESULT_TEXT	INTERPRETED_QUALIFIERS	RESULT_TEXT	INTERPRETED_QUALIFIERS	RESULT_TEXT	INTERPRETED_QUALIFIERS	RESULT_TEXT	INTERPRETED_QUALIFIERS	RESULT_TEXT
MKJ-090623-4	UJ	7.1	UJ	22.2	UJ	37.9	UJ	17	UJ	12.4
MKJ-090623-5	U	35.4	U	111	U	190	U	85	U	62
MKJ-091720-2	U	156	U	188	U	252	U	30.3	U	144
MKJ-092316	U	150	UJ	182	UJ	243	U	29.2	U	139
MKJ-100721-1	U	21.3	U	66.8	U	114	U	51	U	37.2
MKJ-100721-2	U	201	U	632	U	1080	U	483	U	352
MKJ-100721-3	U	554	U	1740	U	2970	U	1330	U	970
MKJ-101217-1	U	696	U	841	U	1130	U	135	U	645
MKJ-101217-2	U	150	U	182	U	243	U	29.3	U	139
MKJ-101217-4	U	458	U	553	U	741	U	89	U	424
MKJ-101217-5	U	684	U	826	U	1110	U	133	U	633
MKJ-101217-6	U	232	U	280	U	376	U	45.1	U	215
MKJ-101217-7	U	233	U	281	U	377	U	45.3	U	216
MKJ-101723-1	UJ	7.1	UJ	22.1	UJ	37.8	UJ	16.9	UJ	12.3
MKJ-101723-2	UJ	7.1	UJ	22.2	UJ	37.9	UJ	17	UJ	12.4
MKJ-101723-4	UJ	7.1	UJ	22.2	UJ	37.9	UJ	17	UJ	12.4
MKJ-111616-1										
MKJ-122116-3										
MKJ-122116-5										
MKJ-122116-6										
MKJ-122116-8										
MKJ-122116-9										
MKJ-122216-2										
MKJ-122916-1										
MYR-ST1-051023	U			111	U	190	U	85	U	62
MYR-ST1-061724	U	250	U	250	U	499	U	99.8	U	250
MYR-ST1-101222		593	U	1860	U			1420	U	
NCH-020122-1	U	35.4	U	111	U	190	U	85	U	62
NCH-020122-2	U	35.4	U	111	U	190	U	84.9	U	61.9
NCH-020122-3	U	35.4	U	111	U	190	U	85	U	62
NCH-020222-1	U	35.4	U	111	U	190	U	85	U	62
NCH-020222-2	U	94.2	U	296	U	505	U	226	U	165
NCH-020822-1	U	35.4	U	111	U	190	U	85	U	62
NCH-020822-2	U	35.4	U	111	U	190	U	84.9	U	62
NCH-020822-3										
NCH-020822-4	U	35.4	U	111	U	190	U	84.9	U	61.9
NCH-022620-2	UJ	156	UJ	188	UJ	252	UJ	30.3	UJ	144
NCH-042022-1	U	35.5	U	111	U	190	U	85.1	U	62.1
NCH-042920-1	U	155	U	188	U	251	U	30.2	U	144
NCH-042920-3	U	155	U	188	U	252	U	30.2	U	144
NCH-052021	U	156	U	189	U	253	U	30.4	U	145
NCH-060519-2	UJ	156	UJ	188	UJ	252	UJ	30.3	UJ	144
NCH-060719-1	U	464	U	561	U	751	U	90.3	U	430
NCH-062320-1	U	30.8	U	37.2	U	49.8	U	6	U	28.5
NCH-062320-2	U	62	U	74.9	U	100	U	12.1	U	57.5
NCH-062320-3	U	31.1	U	37.6	U	50.3	U	6	U	28.8
NCH-06721-2	U	31.2	U	37.7	U	50.5	U	6.1	U	28.9

o-3-Methylphenol ug/kg		4-Chloroaniline ug/kg		4-Chlorophenyl Phenylether ug/kg		4-Methylphenol ug/kg		4-Nitroaniline ug/kg		
SYS_SAMPLE_CODE	INTERPRETED_QUALIFIERS	RESULT_TEXT	INTERPRETED_QUALIFIERS	RESULT_TEXT	INTERPRETED_QUALIFIERS	RESULT_TEXT	INTERPRETED_QUALIFIERS	RESULT_TEXT	INTERPRETED_QUALIFIERS	RESULT_TEXT
MKJ-090623-4	UJ	26.3	UJ	19.1	UJ	7.4	UJ	29.3	UJ	32.6
MKJ-090623-5	U	132	U	95.7	U	36.9	U	147	U	163
MKJ-091720-2	U	168	U	34.8	U	73.4	U	174	U	222
MKJ-092316	U	162	UJ	33.5	U	971		168	UJ	214
MKJ-100721-1	U	25.1	U	57.4	U	22.2	U	88.2	U	97.9
MKJ-100721-2	U	238	U	543	U	750		834	U	926
MKJ-100721-3	U	655	U	1500	U	1030	J	2300	U	2550
MKJ-101217-1	U	752	U	155	U	377	J	779	U	991
MKJ-101217-2	U	162	U	33.5	U	70.9	U	168	U	214
MKJ-101217-4	U	494	U	102	U	560		512	U	651
MKJ-101217-5	U	738	U	152	U	1250		765	U	973
MKJ-101217-6	U	251	U	51.8	U	257		260	U	330
MKJ-101217-7	U	251	U	51.9	U	1420		260	U	331
MKJ-101723-1	UJ	26.2	UJ	19	UJ	7.3	UJ	29.2	UJ	32.5
MKJ-101723-2	UJ	26.3	UJ	19.1	UJ	165	J	29.3	UJ	32.6
MKJ-101723-4	UJ	26.3	UJ	19.1	UJ	7.4	UJ	29.3	UJ	32.6
MKJ-111616-1										
MKJ-122116-3										
MKJ-122116-5										
MKJ-122116-6										
MKJ-122116-8										
MKJ-122116-9										
MKJ-122216-2										
MKJ-122916-1										
MYR-ST1-051023	U	41.9	U	95.7	U	186		147	U	163
MYR-ST1-061724	U	250	U	175	U	246		250	U	250
MYR-ST1-101222		701	U	1600	U	618	R	2460	U	2730
NCH-020122-1	U	41.9	U	95.7	U	36.9	U	147	U	163
NCH-020122-2	U	41.8	U	95.6	U	662		147	U	163
NCH-020122-3	U	41.9	U	95.7	U	47.6	J	147	U	163
NCH-020222-1	U	41.9	U	95.7	U	193	J	147	U	163
NCH-020222-2	U	111	U	254	U	4530	J	391	U	434
NCH-020822-1	U	41.9	U	95.7	U	128		147	U	163
NCH-020822-2	U	41.8	U	95.6	U	41	J	147	U	163
NCH-020822-3										
NCH-020822-4	U	41.8	U	95.6	U	207		147	U	163
NCH-022620-2	UJ	168	UJ	34.7	UJ	73.3	UJ	174	UJ	222
NCH-042022-1	U	41.9	U	95.8	U	37	U	147	U	163
NCH-042920-1	U	168	U	34.6	U	111		174	U	221
NCH-042920-3	U	168	U	34.7	U	73.2	U	174	U	221
NCH-052021	U	169	U	34.8	U	273		175	U	222
NCH-060519-2	UJ	168	UJ	34.7	UJ	613	J	174	UJ	221
NCH-060719-1	U	501	U	104	U	461		519	U	660
NCH-062320-1	U	33.2	U	6.9	U	14.5	U	34.4	U	43.8
NCH-062320-2	U	67	U	13.8	U	29.2	U	69.4	U	88.3
NCH-062320-3	U	33.6	U	6.9	U	14.7	U	34.8	U	44.3
NCH-06721-2	U	33.7	U	7	U	14.7	U	34.9	U	44.4

4-Nitrophenol ug/kg		8-9 Phi Clay %		9-10 Phi Clay %		Acenaphthene ug/kg		Acenaphthylene ug/kg		
SYS_SAMPLE_CODE	INTERPRETED_QUALIFIERS	RESULT_TEXT	INTERPRETED_QUALIFIERS	RESULT_TEXT	INTERPRETED_QUALIFIERS	RESULT_TEXT	INTERPRETED_QUALIFIERS	RESULT_TEXT	INTERPRETED_QUALIFIERS	RESULT_TEXT
MKJ-090623-4	UJ					6.1	J	12.4	J	28.3
MKJ-090623-5	U					44.9	J	61.5	J	169
MKJ-091720-2	U					275		48.1	J	191
MKJ-092316	U					24.7	U	23	U	50.7
MKJ-100721-1	U					15.7	U	18.7	U	23
MKJ-100721-2	U					148	U	177	U	204
MKJ-100721-3	U					408	U	705	J	1590
MKJ-101217-1	U					114	U	106	U	132
MKJ-101217-2	U					24.7	U	23	U	28.6
MKJ-101217-4	U					104	J	70	U	166
MKJ-101217-5	U					112	U	105	U	135
MKJ-101217-6	U					115	J	35.5	U	263
MKJ-101217-7	U					38.3	U	112	J	301
MKJ-101723-1	UJ					5.2	UJ	6.2	UJ	7.1
MKJ-101723-2	UJ					14	J	6.2	UJ	44.8
MKJ-101723-4	UJ					28.5	J	11.5	J	68.6
MKJ-111616-1										
MKJ-122116-3										
MKJ-122116-5										
MKJ-122116-6										
MKJ-122116-8										
MKJ-122116-9										
MKJ-122216-2										
MKJ-122916-1										
MYR-ST1-051023	U					55.3	J	39.1	J	106
MYR-ST1-061724	U					49.9	U	49.9	U	88.2
MYR-ST1-101222	R					437	U	522	U	602
NCH-020122-1	U					26.8	J	42.6	J	106
NCH-020122-2	U					105		63	J	276
NCH-020122-3	U					187		38.5	J	445
NCH-020222-1	U					37.3	J	31.2	U	81.7
NCH-020222-2	U					4920	J	95.6	J	4870
NCH-020822-1	U					26.1	U	31.2	U	72.6
NCH-020822-2	U					26.1	U	31.2	U	35.9
NCH-020822-3										
NCH-020822-4	U					26.1	U	31.1	U	35.9
NCH-022620-2	UJ					60.2	J	41.3	J	378
NCH-042022-1	U					26.1	U	31.2	U	36
NCH-042920-1	U					25.5	U	23.7	U	51.2
NCH-042920-3	U					25.6	U	28.1	J	35.7
NCH-052021	U					25.7	U	23.9	U	29.7
NCH-060519-2	UJ					89.2	J	31.1	J	302
NCH-060719-1	U					76.3	U	71	U	143
NCH-062320-1	U					59.4		4.7	U	190
NCH-062320-2	U					10.2	U	9.5	U	11.8
NCH-062320-3	U					5.1	U	4.8	U	6.9
NCH-06721-2	U					5.1	U	4.8	U	6.7

Anthracene ug/kg		Aroclor 1016 ug/kg		Aroclor 1221 ug/kg		Aroclor 1232 ug/kg		Aroclor 1242 ug/kg		
SYS_SAMPLE_CODE	INTERPRETED_QUALIFIERS	RESULT_TEXT	INTERPRETED_QUALIFIERS	RESULT_TEXT	INTERPRETED_QUALIFIERS	RESULT_TEXT	INTERPRETED_QUALIFIERS	RESULT_TEXT	INTERPRETED_QUALIFIERS	RESULT_TEXT
MKJ-090623-4	J	19.9	U	19.9	U	19.9	U	19.9	U	21.6
MKJ-090623-5		20	UJ	20	UJ	20	UJ	20	UJ	54.9
MKJ-091720-2		19.6	U	19.6	U	19.6	U	19.6	U	67.1
MKJ-092316	J	7.7	U	7.7	U	7.7	U	7.7	U	193
MKJ-100721-1	J	19.8	U	19.8	U	19.8	U	19.8	U	19.8
MKJ-100721-2	U	191	U	191	U	191	U	191	U	191
MKJ-100721-3		521	UJ	521	UJ	521	UJ	521	UJ	521
MKJ-101217-1	U	19.8	U	19.8	U	19.8	U	19.8	U	23.1
MKJ-101217-2	U	18.5	U	18.5	U	18.5	U	18.5	U	18.5
MKJ-101217-4	J	18.8	UJ	18.8	UJ	18.8	UJ	18.8	UJ	35.3
MKJ-101217-5	J	18.5	U	18.5	U	18.5	U	18.5	U	25.4
MKJ-101217-6		19.1	U	19.1	U	19.1	U	19.1	U	19.1
MKJ-101217-7		19.9	U	19.9	U	19.9	U	19.9	U	93.6
MKJ-101723-1	UJ	99.4	U	99.4	U	99.4	U	99.4	U	99.4
MKJ-101723-2	J	99.6	U	99.6	U	99.6	U	99.6	U	99.6
MKJ-101723-4	J	99.4	U	99.4	U	99.4	U	99.4	U	99.4
MKJ-111616-1		19.8	U	19.8	U	19.8	U	19.8	U	29.7
MKJ-122116-3		19.3	U	19.3	U	19.3	U	19.3	U	145
MKJ-122116-5		18.2	U	18.2	U	18.2	U	18.2	U	35.8
MKJ-122116-6		17.1	U	17.1	U	17.1	U	17.1	U	58.5
MKJ-122116-8		18.3	U	18.3	U	18.3	U	18.3	U	24.4
MKJ-122116-9		19.2	U	19.2	U	19.2	U	19.2	U	57
MKJ-122216-2		18.4	U	18.4	U	18.4	U	18.4	U	261
MKJ-122916-1		19.7	U	19.7	U	19.7	U	19.7	U	19.7
MYR-ST1-051023		20	UJ	20	UJ	20	UJ	20	UJ	958
MYR-ST1-061724	J	19.9	UJ	19.9	UJ	19.9	UJ	19.9	UJ	729
MYR-ST1-101222	U	168	U	168	U	168	U	168	U	1740
NCH-020122-1		19.9	UJ	19.9	UJ	19.9	UJ	19.9	UJ	22.6
NCH-020122-2		20	UJ	20	UJ	20	UJ	884	J	20
NCH-020122-3		20	U	20	U	20	U	20	U	205
NCH-020222-1	J	20	U	20	U	20	U	20	U	62.6
NCH-020222-2	J	39.8	U	39.8	U	39.8	U	39.8	U	270
NCH-020822-1	J	20	UJ	20	UJ	20	UJ	20	UJ	20
NCH-020822-2	U	19.7	U	19.7	U	19.7	U	19.7	U	19.7
NCH-020822-3		20	U	20	U	20	U	20	U	20
NCH-020822-4	U	19.9	U	19.9	U	19.9	U	44.9		19.9
NCH-022620-2	J	19.9	U	19.9	U	19.9	U	19.9	U	89.6
NCH-042022-1	U	19.9	U	19.9	U	19.9	U	19.9	U	19.9
NCH-042920-1	J	20	U	20	U	20	U	20	U	29.3
NCH-042920-3	J	20	U	20	U	20	U	20	U	52.7
NCH-052021	U	99.8	U	99.8	U	99.8	U	99.8	U	99.8
NCH-060519-2	J	19.9	U	19.9	U	19.9	U	19.9	U	47
NCH-060719-1	J	19.2	U	19.2	U	19.2	U	19.2	U	63.2
NCH-062320-1		19.4	U	19.4	U	19.4	U	62.9		19.4
NCH-062320-2	U	19.7	U	19.7	U	19.7	U	47.4		19.7
NCH-062320-3	J	19.9	U	19.9	U	19.9	U	23.2		19.9
NCH-06721-2	J	20	U	20	U	20	U	20	U	20

Aroclor 1248 ug/kg		Aroclor 1254 ug/kg		Aroclor 1260 ug/kg		Arsenic mg/kg		Benzo(A)Anthracene ug/kg		B
SYS_SAMPLE_CODE	INTERPRETED_QUALIFIERS	RESULT_TEXT	INTERPRETED_QUALIFIERS	RESULT_TEXT	INTERPRETED_QUALIFIERS	RESULT_TEXT	INTERPRETED_QUALIFIERS	RESULT_TEXT	INTERPRETED_QUALIFIERS	RESULT_TEXT
MKJ-090623-4		24.7		19.9	U	5.36	J	190	J	205
MKJ-090623-5	J	52.1	J	85.4	J	23		672		765
MKJ-091720-2		87.9		166		37.2		466		486
MKJ-092316	U	5820		1810		10.1		79.3	J	91.2
MKJ-100721-1	U	19.8	U	19.8	U			72.6		60.6
MKJ-100721-2	U	191	U	191	U	21	J	169	U	139
MKJ-100721-3	UJ	1170	J	1690	J	9.12		5860		8370
MKJ-101217-1		47.4		65.6		11.3	U	159		164
MKJ-101217-2	U	55.8		109		24.2	U	71.6		104
MKJ-101217-4	J	67.8	J	80.5	J	6.73		609		806
MKJ-101217-5		37		47.6		9.88	U	369		394
MKJ-101217-6	U	243	J	3910	J	8.68	U	687		831
MKJ-101217-7		114		72.4		8.63		993		1050
MKJ-101723-1	U	99.4	U	99.4	U	5.67	J	59.6	J	41.1
MKJ-101723-2	U	99.6	U	99.6	U	5.49	J	135	J	4.2
MKJ-101723-4	U	99.4	U	99.4	U	6.66	J	164	J	210
MKJ-111616-1	U	113		609	J					
MKJ-122116-3	U	574		217						
MKJ-122116-5		105		160						
MKJ-122116-6		52.3		72.8						
MKJ-122116-8		47.8		76.3						
MKJ-122116-9		166		643						
MKJ-122216-2		195		106	J					
MKJ-122916-1	U	19.7	U	19.7	U					
MYR-ST1-051023	J	570	J	196	J	15.7		396		434
MYR-ST1-061724	J	674	J	208	J	16.7		262		319
MYR-ST1-101222		1440	J	1270		13.5		2000		1710
NCH-020122-1	J	41	J	60.9	J	17.3		401		461
NCH-020122-2	UJ	552	J	588	J	17.2		454		309
NCH-020122-3		242		538		37.1		1080		1070
NCH-020222-1		65.7		50.5		8.95		238		265
NCH-020222-2		202		162		17.7		8610		9110
NCH-020822-1	UJ	44.1	J	68	J	5.02		213		267
NCH-020822-2	U	19.7	U	19.7	U	11.1		58.1	J	64.5
NCH-020822-3	U	23.5		26						
NCH-020822-4	U	35.1		32.1		4.88		471		652
NCH-022620-2		171		64.8		20.6		498	J	709
NCH-042022-1	U	42.9	J	95.2		0.723	U	59.9	J	81.8
NCH-042920-1		46.2		67.6		9.74		161		198
NCH-042920-3		53.7		86.6		14.3		148		214
NCH-052021	U	99.8	U	99.8	U	10.2		25.9	U	32.4
NCH-060519-2	J	61		121		8.36		2310	J	2720
NCH-060719-1		87.9	J	47	J	17.9	U	375		463
NCH-062320-1	U	19.4	U	19.4	U	7.61		260		228
NCH-062320-2	U	19.7	U	19.7	U	7.87		21.3	J	22
NCH-062320-3	U	19.9	U	19.9	U	6.26	U	26.4		27.6
NCH-06721-2	U	20	U	20	U	0.59	U	10.2	J	20.1

enzo(A)Pyrene ug/kg		Benzo(G,H,I)Perylene ug/kg		Benzofluoranthenes, Total ug/kg		Benzoic Acid ug/kg		Benzyl Alcohol ug/kg		bis(2-Cf
SYS_SAMPLE_CODE	INTERPRETED_QUALIFIERS	RESULT_TEXT	INTERPRETED_QUALIFIERS	RESULT_TEXT	INTERPRETED_QUALIFIERS	RESULT_TEXT	INTERPRETED_QUALIFIERS	RESULT_TEXT	INTERPRETED_QUALIFIERS	RESULT_TEXT
MKJ-090623-4	J	208	J	356	J	82.4	J	16.2	UJ	4.3
MKJ-090623-5		651	J	1350		836	J	81.3	U	21.5
MKJ-091720-2		791	J	1150		401	J	74.4	U	31.7
MKJ-092316	J	175		241		25600	J	698		30.5
MKJ-100721-1		40.8	U	164		117	U	48.8	U	12.9
MKJ-100721-2	J	386	U	427	J	3010	J	640		122
MKJ-100721-3		9430		25500		8670	J	1270	U	337
MKJ-101217-1	J	316	J	369	J	1320	U	332	U	141
MKJ-101217-2		272		186	J	646	J	71.8	U	30.6
MKJ-101217-4		1070		1610		1170	J	219	U	93
MKJ-101217-5	J	1080		788	J	1290	U	326	U	139
MKJ-101217-6		918		1510		818	J	111	U	47.2
MKJ-101217-7		1040		2070		1680		1810		47.3
MKJ-101723-1	J	36.5	J	83.8	J	38.8	UJ	16.2	UJ	4.3
MKJ-101723-2	UJ	243	J	20.9	UJ	282	J	39.6	J	4.3
MKJ-101723-4	J	214	J	398	J	50.4	J	16.2	UJ	4.3
MKJ-111616-1										
MKJ-122116-3										
MKJ-122116-5										
MKJ-122116-6										
MKJ-122116-8										
MKJ-122116-9										
MKJ-122216-2										
MKJ-122916-1										
MYR-ST1-051023		163		841		1310		81.3	U	21.5
MYR-ST1-061724		130		833		499	U	201		49.9
MYR-ST1-101222		2900		4220		3270	R	1360	U	361
NCH-020122-1		340		1410		569	J	99.4	J	21.5
NCH-020122-2		91.8	J	1030		296	J	268		21.5
NCH-020122-3		340		2390		409	J	81.3	U	21.5
NCH-020222-1		234	J	635		1890		2080	J	21.5
NCH-020222-2		2540	J	14600		2270	J	351	J	57.3
NCH-020822-1		348		605		1330		420		21.5
NCH-020822-2	J	91.9	J	151	J	195	U	81.2	U	21.5
NCH-020822-3										
NCH-020822-4		600		1380		1310		547		21.5
NCH-022620-2	J	466	J	1660	J	576	J	301	J	31.6
NCH-042022-1	J	101		311		454	U	173		21.6
NCH-042920-1		316		638		3370		2260		31.6
NCH-042920-3		273		555		294	U	451		31.6
NCH-052021	U	49.6	J	66.7	J	1000		1350		31.7
NCH-060519-2	J	1280	J	5750	J	295	UJ	120	J	31.6
NCH-060719-1	J	424		1230		879	U	526		94.3
NCH-062320-1		138		382		318		14.7	U	6.3
NCH-062320-2	J	35.4	J	61.5	J	117	U	47.2		12.6
NCH-062320-3		22.1		52.9		58.9	U	14.9	U	6.3
NCH-06721-2		30.1		31.8	J	213		43.3		6.3

Methoxy methane ug/kg		Bis-(2-chloroethyl) ether ug/kg		Bis(2-ethylhexyl)phthalate ug/kg		Butylbenzylphthalate ug/kg		Carbazole ug/kg		
SYS_SAMPLE_CODE	INTERPRETED_QUALIFIERS	RESULT_TEXT	INTERPRETED_QUALIFIERS	RESULT_TEXT	INTERPRETED_QUALIFIERS	RESULT_TEXT	INTERPRETED_QUALIFIERS	RESULT_TEXT	INTERPRETED_QUALIFIERS	RESULT_TEXT
MKJ-090623-4	UJ	19.2	UJ	292	J	103	J	17.5	J	307
MKJ-090623-5	U	96.4	U	2720		328		21.4	U	1220
MKJ-091720-2	U	33.9	U	4260		521		86.7	J	919
MKJ-092316	U	32.7	UJ	13600	U	4770		35.5	UJ	711
MKJ-100721-1	U	57.9	U	110	J	28.2	U	12.9	U	186
MKJ-100721-2	U	547	U	2240		267	U	122	U	301
MKJ-100721-3	U	1510	U	81500		16000		1880		16800
MKJ-101217-1	U	151	U	9550		180	U	164	U	321
MKJ-101217-2	U	32.7	U	1740		175		35.5	U	154
MKJ-101217-4	U	99.4	U	15500		333		309		1390
MKJ-101217-5	U	149	U	12900		759		161	U	906
MKJ-101217-6	U	50.4	U	17500		674		295		1560
MKJ-101217-7	U	50.6	U	52700		927		313		2020
MKJ-101723-1	UJ	19.2	UJ	415		19.8	J	4.3	UJ	47.5
MKJ-101723-2	UJ	19.2	UJ	4950	J	207	J	29.8	J	461
MKJ-101723-4	UJ	19.2	UJ	1480	J	271	J	30.1	J	448
MKJ-111616-1										
MKJ-122116-3										
MKJ-122116-5										
MKJ-122116-6										
MKJ-122116-8										
MKJ-122116-9										
MKJ-122216-2										
MKJ-122916-1										
MYR-ST1-051023	U	96.4	U	21100		1450		21.4	U	1050
MYR-ST1-061724	U	175	U	23900		1570		64.2	J	598
MYR-ST1-101222	U	1610	U	98700		4500		359	U	3810
NCH-020122-1	U	96.4	U	4600		165	J	67.5	J	765
NCH-020122-2	U	96.3	U	35100		1520	J	94.3	J	1060
NCH-020122-3	U	96.4	U	2910		596	J	220		1490
NCH-020222-1	U	96.4	U	5420		176	J	49.5	J	462
NCH-020222-2	U	256	U	22500		429	J	1560		11300
NCH-020822-1	U	96.4	U	29800		34600		88.1	J	472
NCH-020822-2	U	96.3	U	15500		47	U	21.4	U	131
NCH-020822-3										
NCH-020822-4	U	96.3	U	4150		703		155		814
NCH-022620-2	UJ	33.8	UJ	10600	J	202	J	96.5	J	1080
NCH-042022-1	U	96.5	U	2370		99.8	J	29.3	J	184
NCH-042920-1	U	33.7	U	5420		444		77.1	J	479
NCH-042920-3	U	33.8	U	5110		643		52.8	J	497
NCH-052021	U	33.9	U	464		40.3	U	36.9	U	45
NCH-060519-2	UJ	33.8	UJ	11200	J	990	J	351	J	3400
NCH-060719-1	U	101	U	12500		489		110	U	914
NCH-062320-1	U	6.7	U	719		15.7	J	47.6		305
NCH-062320-2	U	13.5	U	2510		109		14.7	U	50.4
NCH-062320-3	U	6.8	U	460		12.9	J	7.3	U	45.4
NCH-06721-2	U	6.8	U	333		8	U	7.4	U	29.3

Chrysene ug/kg		Coarse Sand %		Coarse Silt %		Copper mg/kg		cPAH ug/kg		Diben
SYS_SAMPLE_CODE	INTERPRETED_QUALIFIERS	RESULT_TEXT	INTERPRETED_QUALIFIERS	RESULT_TEXT	INTERPRETED_QUALIFIERS	RESULT_TEXT	INTERPRETED_QUALIFIERS	RESULT_TEXT	INTERPRETED_QUALIFIERS	RESULT_TEXT
MKJ-090623-4	J					239	J	285.93	J	26.4
MKJ-090623-5		12.7				131	J	1068		137
MKJ-091720-2		2.8				200		749.39	J	125
MKJ-092316		11.8				301		159.06	J	48.6
MKJ-100721-1								102.6	J	51.7
MKJ-100721-2	J	2.6				174	J	354.81	J	489
MKJ-100721-3		7.4				171	J	13355		2390
MKJ-101217-1	J	8.6				276		331.51	J	137
MKJ-101217-2		21.5				380		167.86	J	57.4
MKJ-101217-4		9				169		1230	J	275
MKJ-101217-5		7.6				82		646.46	J	135
MKJ-101217-6		16.7				110		1216.6		209
MKJ-101217-7		9.2				168		1538.2		264
MKJ-101723-1	J	12.6				65.3		61.835	J	17.1
MKJ-101723-2	J	11.2				64.6		43.135	J	17.2
MKJ-101723-4	J	6.4				88.4		284.8	J	32.8
MKJ-111616-1										
MKJ-122116-3										
MKJ-122116-5										
MKJ-122116-6										
MKJ-122116-8										
MKJ-122116-9										
MKJ-122216-2										
MKJ-122916-1										
MYR-ST1-051023						1020		597.74	J	86.1
MYR-ST1-061724		2.8				1170		459.43		99.8
MYR-ST1-101222		1.3						2855.1	J	1440
NCH-020122-1		7.8				145		718.05		110
NCH-020122-2		0.9				662		492.95		86
NCH-020122-3		10.5				161		1502.4		101
NCH-020222-1		3.1				129		393.82		86.1
NCH-020222-2		2.4				157		12194.4		931
NCH-020822-1		7.5				77.6		392.4		86.1
NCH-020822-2		34				30.9		111.695	J	86
NCH-020822-3										
NCH-020822-4		9.7				90.6		932.84		128
NCH-022620-2	J					158		1023.8	J	126
NCH-042022-1		17.5				84.5		145.73	J	86.2
NCH-042920-1						107		314.31	J	43.8
NCH-042920-3						247		320.71	J	45.1
NCH-052021	J	8.6				41.8		87.12	J	30.8
NCH-060519-2	J	13				130		3815.2	J	353
NCH-060719-1		2.7				138		716.34	J	91.6
NCH-062320-1		21.8				41.6		329.53		53.2
NCH-062320-2		23.8				41.5		40.654	J	12.2
NCH-062320-3		9.8				36.8		41.814	J	6.1
NCH-06721-2		2.7				22.3		29.453	J	6.2

zo(A,H)Anthracene ug/kg		Dibenzofuran ug/kg		Diesel Range Hydrocarbons mg/kg		Diethylphthalate ug/kg		Dimethylphthalate ug/kg		Di-
SYS_SAMPLE_CODE	INTERPRETED_QUALIFIERS	RESULT_TEXT	INTERPRETED_QUALIFIERS	RESULT_TEXT	INTERPRETED_QUALIFIERS	RESULT_TEXT	INTERPRETED_QUALIFIERS	RESULT_TEXT	INTERPRETED_QUALIFIERS	RESULT_TEXT
MKJ-090623-4	J	14.1	UJ			22.3	UJ	17	J	17.7
MKJ-090623-5		70.6	U			98.5	U	88.8	J	28
MKJ-091720-2	J	54.5	J			88.4	U	126		975
MKJ-092316	J	22.2	U	1050		85.3	U	31	U	3910
MKJ-100721-1	U	42.4	U			59.1	U	46	J	16.8
MKJ-100721-2	U	401	U			1800		125	U	159
MKJ-100721-3		1100	U			1540	U	3790		734
MKJ-101217-1	U	103	U			395	U	234	J	157
MKJ-101217-2	J	23.2	J			85.3	U	375		435
MKJ-101217-4	J	67.6	U			260	U	94.4	U	371
MKJ-101217-5	U	101	U			388	U	141	U	6710
MKJ-101217-6		34.3	U			132	U	47.9	U	80.1
MKJ-101217-7		34.4	U			132	U	48	U	657
MKJ-101723-1	UJ	14	UJ			19.6	UJ	4.4	UJ	5.6
MKJ-101723-2	UJ	14.1	UJ			23.5	UJ	4.4	UJ	83.3
MKJ-101723-4	J	30.9	J			19.7	UJ	4.4	UJ	5.6
MKJ-111616-1										
MKJ-122116-3										
MKJ-122116-5										
MKJ-122116-6										
MKJ-122116-8										
MKJ-122116-9										
MKJ-122216-2										
MKJ-122916-1										
MYR-ST1-051023	U	86.5	J			100	J	1530		624
MYR-ST1-061724	U	99.8	U			175	U	1410		830
MYR-ST1-101222	U	1180	U			2100	J	1570	J	1400
NCH-020122-1		70.6	U			98.5	U	162		59.3
NCH-020122-2	U	92.7	J			98.4	U	302		371
NCH-020122-3		110				98.5	U	87.8	J	83.1
NCH-020222-1	U	70.6	U			98.5	U	21.9	U	133
NCH-020222-2		1530				262	U	58.3	U	137
NCH-020822-1	U	70.6	U			98.5	U	21.9	U	1810
NCH-020822-2	U	70.5	U			98.4	U	21.9	U	28
NCH-020822-3										
NCH-020822-4		70.5	U			98.4	U	21.9	U	77.8
NCH-022620-2	J	60.1	J			88.3	UJ	32.1	UJ	138
NCH-042022-1	U	70.6	U			98.6	U	94.6	J	28.1
NCH-042920-1	J	30.4	J			88.1	U	152		259
NCH-042920-3	J	25.8	J			88.2	U	328		471
NCH-052021	U	23.1	U			88.5	U	32.2	U	101
NCH-060519-2	J	52.5	J			3080	J	305	J	173
NCH-060719-1	U	68.6	U			263	U	173	J	243
NCH-062320-1		33.1				17.5	U	27.8		5.2
NCH-062320-2	U	9.2	U			35.2	U	14	J	10.6
NCH-062320-3	U	4.6	U			17.6	U	6.4	U	5.3
NCH-06721-2	U	4.6	U			17.7	U	6.4	U	12.3

N-Butylphthalate ug/kg		Di-N-Octylphthalate ug/kg		Fine Sand %		Fine Silt %		Fluoranthene ug/kg	
SYS_SAMPLE_CODE	INTERPRETED_QUALIFIERS	RESULT_TEXT	INTERPRETED_QUALIFIERS	RESULT_TEXT	INTERPRETED_QUALIFIERS	RESULT_TEXT	INTERPRETED_QUALIFIERS	RESULT_TEXT	INTERPRETED_QUALIFIERS
MKJ-090623-4	J	4.4	UJ					442	J
MKJ-090623-5	U	21.9	U	14.3				1960	
MKJ-091720-2		353		3.1				1680	
MKJ-092316		42	U	3.2				243	
MKJ-100721-1	U	13.2	U					220	
MKJ-100721-2	U	125	U	4.2				336	J
MKJ-100721-3	J	10900		7.6				15700	
MKJ-101217-1	J	195	U	14.1				335	J
MKJ-101217-2		42	U	10.6				135	
MKJ-101217-4		1410		8.8				2090	
MKJ-101217-5		871		19.3				1080	
MKJ-101217-6	J	64.9	U	6.9				2280	
MKJ-101217-7		5500		15.5				2730	
MKJ-101723-1	UJ	4.4	UJ	8.4				45.2	J
MKJ-101723-2	J	4.4	UJ	5.5				1080	J
MKJ-101723-4	UJ	4.4	UJ	14.1				1260	J
MKJ-111616-1									
MKJ-122116-3									
MKJ-122116-5									
MKJ-122116-6									
MKJ-122116-8									
MKJ-122116-9									
MKJ-122216-2									
MKJ-122916-1									
MYR-ST1-051023		1500	J					601	
MYR-ST1-061724		49.9	U	3.1				853	
MYR-ST1-101222	J	367	U	9.6				4230	
NCH-020122-1	J	156		8.4				939	
NCH-020122-2		3120		1.6				862	
NCH-020122-3	J	84.2	J	2.9				2310	
NCH-020222-1		349		3.1				533	J
NCH-020222-2	J	3160		1.5				11900	J
NCH-020822-1		21.9	U	4.3				668	
NCH-020822-2	U	21.9	U	3.1				146	
NCH-020822-3									
NCH-020822-4	J	21.9	U	18.5				1270	
NCH-022620-2	J	43.5	UJ					1610	J
NCH-042022-1	U	22	U	7.1				307	
NCH-042920-1		264						735	
NCH-042920-3		210						510	
NCH-052021		43.6	U	18.6				40.2	J
NCH-060519-2	J	318	J	12.6				7360	J
NCH-060719-1	J	880		14.1				1780	J
NCH-062320-1	U	24.4		2.7				664	
NCH-062320-2	U	1470		7.9				60.8	
NCH-062320-3	U	32.3		4.3				66.1	
NCH-06721-2	J	8.7	U	0.4				44.1	

Fluorene ug/kg		Gravel %		Hexachlorobenzene ug/kg		Hexachlorobutadiene ug/kg		Hexachlorocyclopentadiene ug/kg		He
SYS_SAMPLE_CODE	INTERPRETED_QUALIFIERS	RESULT_TEXT	INTERPRETED_QUALIFIERS	RESULT_TEXT	INTERPRETED_QUALIFIERS	RESULT_TEXT	INTERPRETED_QUALIFIERS	RESULT_TEXT	INTERPRETED_QUALIFIERS	RESULT_TEXT
MKJ-090623-4	UJ			13.4	UJ	4.8	UJ	24.4	UJ	6.9
MKJ-090623-5	U			67.4	U	24	U	122	U	34.5
MKJ-091720-2	J			23.7	U	25	U	206	U	28.2
MKJ-092316	J			22.8	U	24.1	U	199	U	27.2
MKJ-100721-1	U			40.4	U	14.4	U	73.4	U	10.3
MKJ-100721-2	U			382	U	136	U	694	U	97.9
MKJ-100721-3	U			1050	U	376	U	1910	U	270
MKJ-101217-1	U			106	U	112	U	921	U	126
MKJ-101217-2	U			22.8	U	24.1	U	199	U	27.2
MKJ-101217-4	J			69.5	U	73.5	U	606	U	82.9
MKJ-101217-5	J			104	U	110	U	905	U	124
MKJ-101217-6				35.3	U	37.3	U	307	U	42
MKJ-101217-7				35.4	U	37.4	U	308	U	42.2
MKJ-101723-1	UJ			13.4	UJ	4.8	UJ	24.3	UJ	6.9
MKJ-101723-2	J			13.4	UJ	4.8	UJ	24.4	UJ	6.9
MKJ-101723-4	J			13.5	UJ	4.8	UJ	24.4	UJ	6.9
MKJ-111616-1										
MKJ-122116-3										
MKJ-122116-5										
MKJ-122116-6										
MKJ-122116-8										
MKJ-122116-9										
MKJ-122216-2										
MKJ-122916-1										
MYR-ST1-051023	J			67.4	U	24	U	122	U	17.2
MYR-ST1-061724	U			99.8	U	49.9	U	250	U	49.9
MYR-ST1-101222	U			1130	U	403	U	2050	U	289
NCH-020122-1	U			67.4	U	24	U	122	U	17.2
NCH-020122-2	J			67.3	U	24	U	122	U	17.2
NCH-020122-3				67.4	U	24	U	122	U	17.2
NCH-020222-1	U			67.4	U	24	U	122	U	17.2
NCH-020222-2				179	U	63.9	U	325	U	45.8
NCH-020822-1	U			67.4	U	24	U	122	U	17.2
NCH-020822-2	U			67.3	U	24	U	122	U	17.2
NCH-020822-3										
NCH-020822-4	U			67.3	U	24	U	122	U	17.2
NCH-022620-2	J			23.7	UJ	25	UJ	206	UJ	28.2
NCH-042022-1	U			67.4	U	24.1	U	122	U	17.3
NCH-042920-1	J			23.6	U	24.9	U	206	U	28.1
NCH-042920-3	U			23.6	U	25	U	206	U	28.1
NCH-052021	U			23.7	U	25.1	U	207	U	28.3
NCH-060519-2	J			23.6	UJ	25	UJ	206	UJ	28.2
NCH-060719-1	J			70.5	U	74.5	U	614	U	84
NCH-062320-1				4.7	U	4.9	U	40.7	U	5.6
NCH-062320-2	U			9.4	U	10	U	82.1	U	11.2
NCH-062320-3	U			4.7	U	5	U	41.2	U	5.6
NCH-06721-2	U			4.7	U	5	U	41.3	U	5.6

Dichloroethane ug/kg		HPAH ug/kg		Indeno(1,2,3-Cd)Pyrene ug/kg		Isophorone ug/kg		Lead mg/kg		
SYS_SAMPLE_CODE	INTERPRETED_QUALIFIERS	RESULT_TEXT	INTERPRETED_QUALIFIERS	RESULT_TEXT	INTERPRETED_QUALIFIERS	RESULT_TEXT	INTERPRETED_QUALIFIERS	RESULT_TEXT	INTERPRETED_QUALIFIERS	RESULT_TEXT
MKJ-090623-4	UJ	2422.4	J	127	J	9.5	UJ	40	J	255.3
MKJ-090623-5	U	8863	J	338		47.7	U	109	J	1116.4
MKJ-091720-2	U	7443	J	426	J	38.7	U	185		913.3
MKJ-092316	U	1953.9	J	92.8	J	37.3	U	63		494.2
MKJ-100721-1	U	966	J	44.8	J	11.8	U			131
MKJ-100721-2	U	1561	J	416	U	112	U	60.1	J	272
MKJ-100721-3	U	108000		7250		307	U	344	J	12215
MKJ-101217-1	U	2136	J	134	U	173	U	122		397
MKJ-101217-2	U	1329	J	136		37.4	U	214		192.6
MKJ-101217-4	U	11182	J	782		114	U	151	J	2281
MKJ-101217-5	U	6948	J	401	J	170	U	54.9	J	1724
MKJ-101217-6	U	11342		667		57.6	U	74.7	J	2453
MKJ-101217-7	U	14058		561		57.8	U	181	J	3118
MKJ-101723-1	UJ	333.1	J	19.4	J	9.5	UJ	20.1	J	25.2
MKJ-101723-2	UJ	3589.3	J	90.3	J	9.5	UJ	30.9	J	531.7
MKJ-101723-4	UJ	3956.8	J	14.6	UJ	9.5	UJ	16.8	J	691.5
MKJ-111616-1										
MKJ-122116-3										
MKJ-122116-5										
MKJ-122116-6										
MKJ-122116-8										
MKJ-122116-9										
MKJ-122216-2										
MKJ-122916-1										
MYR-ST1-051023	U	4690.4	J	95.4	J	19.6	U	672		1545.9
MYR-ST1-061724	U	4125		99.8	U	74.9	U	648		748.2
MYR-ST1-101222	U	26090	J	1510	J	329	U			3840
NCH-020122-1	U	5719		243		19.6	U	94.8		513.3
NCH-020122-2	U	4806.8	J	73.1	U	19.6	U	478		1497.4
NCH-020122-3	U	11092		301		19.6	U	416		2804.5
NCH-020222-1	U	3091	J	169		19.6	U	88.2	J	490.8
NCH-020222-2	U	75571	J	2780		52.2	U	127	J	34845.6
NCH-020822-1	U	3460		189		19.6	U	63.9		641
NCH-020822-2	U	799.5	J	73.2	U	19.6	U	67.8		104.7
NCH-020822-3										
NCH-020822-4	U	6899		364		19.6	U	41.8		774
NCH-022620-2	UJ	8167	J	378	J	38.7	UJ	100	J	1398.2
NCH-042022-1	U	1303.7	J	73.3	U	19.7	U	30.5		185.9
NCH-042920-1	U	3387.8	J	141		38.6	U	40.8		604.8
NCH-042920-3	U	2954.1	J	134		38.6	U	72.6		420.4
NCH-052021	U	247.8	J	30	U	38.8	U	52.9		30.3
NCH-060519-2	UJ	30343	J	1140	J	38.6	UJ	102		2829.3
NCH-060719-1	U	7147	J	241	J	115	U	111		874.2
NCH-062320-1	U	2744.2		130		7.6	U	15.8		1151.2
NCH-062320-2	U	341.7	J	19.1	J	15.4	U	24.7		35.8
NCH-062320-3	U	327.8	J	18.5	J	7.7	U	81.1		43.6
NCH-06721-2	U	296.2	J	8.6	J	7.7	U	3.26		33

LPAH ug/kg		Medium Sand %		Medium Silt %		Mercury mg/kg		Motor Oil Range mg/kg		
SYS_SAMPLE_CODE	INTERPRETED_QUALIFIERS	RESULT_TEXT	INTERPRETED_QUALIFIERS	RESULT_TEXT	INTERPRETED_QUALIFIERS	RESULT_TEXT	INTERPRETED_QUALIFIERS	RESULT_TEXT	INTERPRETED_QUALIFIERS	RESULT_TEXT
MKJ-090623-4	J					0.304				31.5
MKJ-090623-5	J	19.3				0.0794				443
MKJ-091720-2	J	3.7				0.289				56
MKJ-092316	J	19.2				1.411	J	3790		92.6
MKJ-100721-1	J									12.7
MKJ-100721-2	J	12.7				0.244				120
MKJ-100721-3	J	16.4				0.113				1300
MKJ-101217-1	J	13.2				0.251				121
MKJ-101217-2	J	25				0.784				63.6
MKJ-101217-4	J	14.4				0.106				122
MKJ-101217-5	J	11.3				0.0661				309
MKJ-101217-6	J	17.8				0.0844				137
MKJ-101217-7	J	12.9				0.161				312
MKJ-101723-1	J	26.1				0.0222	J			5.7
MKJ-101723-2	J	15.1				0.0245	J			92.1
MKJ-101723-4	J	11.8				0.0456	J			31.1
MKJ-111616-1										
MKJ-122116-3										
MKJ-122116-5										
MKJ-122116-6										
MKJ-122116-8										
MKJ-122116-9										
MKJ-122216-2										
MKJ-122916-1										
MYR-ST1-051023	J					0.889				561
MYR-ST1-061724	J	4.2				27.2				211
MYR-ST1-101222	J	4.2				0.735				1610
NCH-020122-1	J	10.8				0.0879				79.9
NCH-020122-2	J	1.7				0.0399	J			157
NCH-020122-3	J	9.9				1.52				125
NCH-020222-1	J	10.2				0.0743				83.8
NCH-020222-2	J	2				0.0618	J			3780
NCH-020822-1	J	9.7				0.02	J			97.4
NCH-020822-2	J	12.4				0.00525	U			25.2
NCH-020822-3										
NCH-020822-4		16.9				0.0357	J			111
NCH-022620-2	J					0.183				95.7
NCH-042022-1	J	16.4				0.0201	J			55.9
NCH-042920-1	J					0.0447				97.1
NCH-042920-3	J					0.11				86.6
NCH-052021	J	21.2				0.145				26.3
NCH-060519-2	J	15.1				0.164				80
NCH-060719-1	J	5.9				0.262				78.1
NCH-062320-1		23.6				0.0275				94.3
NCH-062320-2	J	37.1				0.0591				10.4
NCH-062320-3	J	82.1				0.0363				5.2
NCH-06721-2	J	0.4				0.0576	J			5.2

Naphthalene ug/kg		Nitrobenzene ug/kg		N-Nitroso-Di-N-Propylamine ug/kg		N-Nitrosodiphenylamine ug/kg		Pentachlorophenol ug/kg		
SYS_SAMPLE_CODE	INTERPRETED_QUALIFIERS	RESULT_TEXT	INTERPRETED_QUALIFIERS	RESULT_TEXT	INTERPRETED_QUALIFIERS	RESULT_TEXT	INTERPRETED_QUALIFIERS	RESULT_TEXT	INTERPRETED_QUALIFIERS	RESULT_TEXT
MKJ-090623-4	J	7.2	UJ	7.4	UJ	10.2	J	31.2	UJ	177
MKJ-090623-5		36.2	U	37.2	U	26.6	U	156	U	398
MKJ-091720-2	U	39.7	U	54	U	70.4	J	156	U	349
MKJ-092316	J	431		52	U	46.1	U	151	U	316
MKJ-100721-1	U	21.7	U	22.3	U	16	U	93.7	U	108
MKJ-100721-2	U	205	U	211	U	151	U	887	U	272
MKJ-100721-3	J	566	U	582	U	416	U	2440	U	8620
MKJ-101217-1	J	177	U	241	U	214	U	698	U	276
MKJ-101217-2	J	38.3	U	52.1	U	46.1	U	151	U	129
MKJ-101217-4	J	117	U	158	U	140	U	459	U	1720
MKJ-101217-5	J	174	U	237	U	210	U	686	U	1120
MKJ-101217-6	J	59.1	U	80.3	U	71.2	U	233	U	1720
MKJ-101217-7		59.3	U	80.6	U	71.4	U	234	U	2060
MKJ-101723-1	J	7.2	UJ	7.4	UJ	5.3	UJ	31.1	UJ	19.5
MKJ-101723-2	J	7.2	UJ	7.4	UJ	50.5	J	31.2	UJ	340
MKJ-101723-4	J	7.2	UJ	7.4	UJ	5.3	UJ	31.2	UJ	509
MKJ-111616-1										
MKJ-122116-3										
MKJ-122116-5										
MKJ-122116-6										
MKJ-122116-8										
MKJ-122116-9										
MKJ-122216-2										
MKJ-122916-1										
MYR-ST1-051023		36.2	U	37.2	U	26.6	UJ	156	U	708
MYR-ST1-061724		49.9	U	74.9	U	49.9	U	250	U	449
MYR-ST1-101222	J	606	U	624	U	445	U	2620	R	2230
NCH-020122-1	J	36.2	U	37.2	U	26.6	U	156	U	258
NCH-020122-2		36.1	U	37.2	U	150		156	U	800
NCH-020122-3		36.2	U	37.2	U	26.6	U	156	U	1800
NCH-020222-1	J	36.2	U	37.2	U	26.6	UJ	156	U	288
NCH-020222-2	J	96.2	U	99	U	70.7	UJ	415	U	18400
NCH-020822-1	J	36.2	U	37.2	U	39.2	J	156	U	471
NCH-020822-2	J	36.2	U	37.2	U	26.6	U	156	U	79.5
NCH-020822-3										
NCH-020822-4		36.1	U	37.2	U	26.6	U	156	U	663
NCH-022620-2	J	39.7	UJ	53.9	UJ	176	J	156	UJ	718
NCH-042022-1	J	36.2	U	37.3	U	26.6	UJ	156	U	130
NCH-042920-1	J	39.6	U	53.8	U	47.6	U	371	J	428
NCH-042920-3	J	39.6	U	53.8	U	47.7	U	242	J	270
NCH-052021	U	39.8	U	54	U	47.9	U	157	U	30.3
NCH-060519-2	J	39.6	UJ	53.9	UJ	47.7	UJ	156	UJ	2210
NCH-060719-1	U	118	U	161	U	142	U	466	U	632
NCH-062320-1		7.8	U	10.7	U	9.4	U	30.9	U	729
NCH-062320-2	U	15.8	U	21.5	U	19	U	62.2	U	35.8
NCH-062320-3	U	7.9	U	10.8	U	9.5	U	31.2	U	36.7
NCH-06721-2	U	7.9	U	10.8	U	9.6	UJ	31.3	U	26.3

Phenanthrene ug/kg		Phenol ug/kg		Polychlorinated Biphenyls ug/kg		Pyrene ug/kg		TEQ ng/kg		
SYS_SAMPLE_CODE	INTERPRETED_QUALIFIERS	RESULT_TEXT	INTERPRETED_QUALIFIERS	RESULT_TEXT	INTERPRETED_QUALIFIERS	RESULT_TEXT	INTERPRETED_QUALIFIERS	RESULT_TEXT	INTERPRETED_QUALIFIERS	RESULT_TEXT
MKJ-090623-4	J	137	J	46.3		561	J			
MKJ-090623-5		98.1	J	192.4	J	1770				
MKJ-091720-2		117		321		1400				
MKJ-092316		629		7630		272				
MKJ-100721-1		13.2	U	19.8	U	218				
MKJ-100721-2	J	425	J	191	U	358	J			
MKJ-100721-3		1900		2860	J	16700				
MKJ-101217-1	J	184	U	136.1		472				
MKJ-101217-2		87.8	J	164.8		213				
MKJ-101217-4		154	J	183.6	J	2550				
MKJ-101217-5		180	U	110		1930				
MKJ-101217-6		135	J	4153	J	2680				
MKJ-101217-7		283		280		3330				
MKJ-101723-1	J	9.4	J	99.4	U	5.6	UJ			
MKJ-101723-2	J	32.3	J	99.6	U	1580	J			
MKJ-101723-4	J	18.6	J	99.4	U	1230	J			
MKJ-111616-1				722	J					
MKJ-122116-3				791						
MKJ-122116-5				300.8						
MKJ-122116-6				183.6						
MKJ-122116-8				148.5						
MKJ-122116-9				866						
MKJ-122216-2				562	J					
MKJ-122916-1				19.7	U					
MYR-ST1-051023		692		1724	J	1110				
MYR-ST1-061724		639		1611	J	1130				
MYR-ST1-101222		1730	J	4450	J	5710				
NCH-020122-1		107		124.5	J	1050				
NCH-020122-2		361		2024	J	1000				
NCH-020122-3		95.4	J	985		2010				
NCH-020222-1	J	287	J	178.8		555	J			
NCH-020222-2	J	530	J	634		13800	J			
NCH-020822-1		346		112.1	J	698				
NCH-020822-2	J	21.9	U	19.7	U	157				
NCH-020822-3				49.5						
NCH-020822-4		222		112.1		1220				
NCH-022620-2	J	127	UJ	325.4		1640	J			
NCH-042022-1		76.3	U	138.1	J	259				
NCH-042920-1		288		143.1		676				
NCH-042920-3		203		193		578				
NCH-052021	J	41.2	U	99.8	U	46.3	J			
NCH-060519-2	J	92.6	J	229	J	6030	J			
NCH-060719-1		227	J	198.1	J	1720	J			
NCH-062320-1		11.9	J	62.9		584				
NCH-062320-2	J	19.8	J	47.4		71.2				
NCH-062320-3		8.2	U	23.2		68.8				
NCH-06721-2		115		20	U	122				

Total Fines %		Total Organic Carbon %		Very Coarse Sand %		Very Fine Sand %		Very Fine Silt %		
SYS_SAMPLE_CODE	INTERPRETED_QUALIFIERS	RESULT_TEXT	INTERPRETED_QUALIFIERS	RESULT_TEXT	INTERPRETED_QUALIFIERS	RESULT_TEXT	INTERPRETED_QUALIFIERS	RESULT_TEXT	INTERPRETED_QUALIFIERS	RESULT_TEXT
MKJ-090623-4		2.92								355
MKJ-090623-5		16.3		7.8		7				687
MKJ-091720-2		16.1		2.1		6				1090
MKJ-092316		10.9		13.1		11				1620
MKJ-100721-1		1.21								
MKJ-100721-2		16.1		2		4.4				1180
MKJ-100721-3		9.4		45.3		4.8				995
MKJ-101217-1		5.46		5.4		16.7				767
MKJ-101217-2		8.23		11.8		6.3				689
MKJ-101217-4		5.31	J	7		14.7				737
MKJ-101217-5		14	J	6.9		16.3				930
MKJ-101217-6		3.37	J	14		7.6				484
MKJ-101217-7		10.5	J	6.5		14.4				1100
MKJ-101723-1		0.76	J	7.8		2.1				366
MKJ-101723-2		9.77	J	12.6		5.4				446
MKJ-101723-4		3.98	J	5.4		11.3				310
MKJ-111616-1		6.91								
MKJ-122116-3		13.9								
MKJ-122116-5		6.15								
MKJ-122116-6		2.11								
MKJ-122116-8		2.74								
MKJ-122116-9		12.1								
MKJ-122216-2		7.02								
MKJ-122916-1		1.08	J							
MYR-ST1-051023		22.3	J							3960
MYR-ST1-061724				1.2		6.1				3920
MYR-ST1-101222		8.76		0.6		9.8				
NCH-020122-1		4.68		3.7		5.3				624
NCH-020122-2		7.93		0.7		1.4				2760
NCH-020122-3		9.4		10		1.4				676
NCH-020222-1		5.02		1.8		2				1010
NCH-020222-2		11.4		1.5		1.1				1210
NCH-020822-1		7.06		2.5		2.7				422
NCH-020822-2		2.07		16.5		1.5				124
NCH-020822-3		0.46								
NCH-020822-4		10.4		5.7		10.2				633
NCH-022620-2		10.2								941
NCH-042022-1		12.2		19.3		3				440
NCH-042920-1		17								669
NCH-042920-3		16.2								679
NCH-052021		7.68		6.9		8.8				298
NCH-060519-2		7.65		8.5		14.6				579
NCH-060719-1		10.8		2.7		18.6				921
NCH-062320-1		0.72		18.3		0.7				193
NCH-062320-2		0.83		8.3		1.6				191
NCH-062320-3		0.42		0.9		0.2				154
NCH-06721-2		1.04		19.8		0.3				55.3

Zinc mg/kg	
SYS_SAMPLE_CODE	INTERPRETED_QUALIFIERS
MKJ-090623-4	J
MKJ-090623-5	J
MKJ-091720-2	
MKJ-092316	
MKJ-100721-1	
MKJ-100721-2	
MKJ-100721-3	
MKJ-101217-1	
MKJ-101217-2	
MKJ-101217-4	
MKJ-101217-5	
MKJ-101217-6	
MKJ-101217-7	
MKJ-101723-1	J
MKJ-101723-2	J
MKJ-101723-4	J
MKJ-111616-1	
MKJ-122116-3	
MKJ-122116-5	
MKJ-122116-6	
MKJ-122116-8	
MKJ-122116-9	
MKJ-122216-2	
MKJ-122916-1	
MYR-ST1-051023	
MYR-ST1-061724	
MYR-ST1-101222	
NCH-020122-1	
NCH-020122-2	
NCH-020122-3	
NCH-020222-1	
NCH-020222-2	
NCH-020822-1	
NCH-020822-2	
NCH-020822-3	
NCH-020822-4	
NCH-022620-2	
NCH-042022-1	
NCH-042920-1	
NCH-042920-3	
NCH-052021	
NCH-060519-2	
NCH-060719-1	
NCH-062320-1	
NCH-062320-2	
NCH-062320-3	
NCH-06721-2	

SYS_SAMPLE_CODE	SYS_LOC_CO DE	X_COORD	Y_COORD	SAMPLE_DATE	Loc_Group_Code	LOC_DESC
NCH-101918-2	MH231	1271739.966	208296.776	10/19/2018	Diagonal Ave S CSO/SD	MH at S Alaska St and 6th Ave S
NCH-111220-1	ST09	1272356.017	208569.675	11/12/2020	Diagonal Ave S CSO/SD	In MH in center of 7th and S Snoqualmie St, in mainline entering from the north, taking flow from 7th Ave S.
NCH-111220-2	ST10	1271739.351	208296.237	11/12/2020	Diagonal Ave S CSO/SD	In MH in corner of 6th and S Alaskan St, in driveway towards rail transload yard.
NST1-041719	NST1	1283043.326	189358.244	4/17/2019	S Norfolk St CSO/PS17 EOF/SD	60-in line west of MLK Way
NST1-041719-G	NST1	1283043.326	189358.244	4/17/2019	S Norfolk St CSO/PS17 EOF/SD	60-in line west of MLK Way
NST1-042222	NST1	1283043.326	189358.244	4/22/2022	S Norfolk St CSO/PS17 EOF/SD	60-in line west of MLK Way
NST1-042222-G	NST1	1283043.326	189358.244	4/22/2022	S Norfolk St CSO/PS17 EOF/SD	60-in line west of MLK Way
NST1-051023	NST1	1283043.326	189358.244	5/10/2023	S Norfolk St CSO/PS17 EOF/SD	60-in line west of MLK Way
NST1-051023-G	NST1	1283043.326	189358.244	5/10/2023	S Norfolk St CSO/PS17 EOF/SD	60-in line west of MLK Way
NST1-102020	NST1	1283043.326	189358.244	10/20/2020	S Norfolk St CSO/PS17 EOF/SD	60-in line west of MLK Way
NST1-102020-G	NST1	1283043.326	189358.244	10/20/2020	S Norfolk St CSO/PS17 EOF/SD	60-in line west of MLK Way
NST3-031808	NST3	1283147.012	188728.613	3/18/2008	S Norfolk St CSO/PS17 EOF/SD	Ditch at MLK Way and Boeing Access Rd
NST3-031808G	NST3	1283147.012	188728.613	3/18/2008	S Norfolk St CSO/PS17 EOF/SD	Ditch at MLK Way and Boeing Access Rd
NST3-040809	NST3	1283147.012	188728.613	4/8/2009	S Norfolk St CSO/PS17 EOF/SD	Ditch at MLK Way and Boeing Access Rd
NST3-040809G	NST3	1283147.012	188728.613	4/8/2009	S Norfolk St CSO/PS17 EOF/SD	Ditch at MLK Way and Boeing Access Rd
NST3-041618	NST3	1283147.012	188728.613	4/16/2018	S Norfolk St CSO/PS17 EOF/SD	Ditch at MLK Way and Boeing Access Rd
NST3-041619	NST3	1283147.012	188728.613	4/16/2019	S Norfolk St CSO/PS17 EOF/SD	Ditch at MLK Way and Boeing Access Rd
NST3-050417	NST3	1283147.012	188728.613	5/4/2017	S Norfolk St CSO/PS17 EOF/SD	Ditch at MLK Way and Boeing Access Rd
NST3-051216	NST3	1283147.012	188728.613	5/12/2016	S Norfolk St CSO/PS17 EOF/SD	Ditch at MLK Way and Boeing Access Rd
NST3-052215	NST3	1283147.012	188728.613	5/22/2015	S Norfolk St CSO/PS17 EOF/SD	Ditch at MLK Way and Boeing Access Rd
NST3-052215G	NST3	1283147.012	188728.613	5/22/2015	S Norfolk St CSO/PS17 EOF/SD	Ditch at MLK Way and Boeing Access Rd
NST3-052314	NST3	1283147.012	188728.613	5/23/2014	S Norfolk St CSO/PS17 EOF/SD	Ditch at MLK Way and Boeing Access Rd
NST3-052314G	NST3	1283147.012	188728.613	5/23/2014	S Norfolk St CSO/PS17 EOF/SD	Ditch at MLK Way and Boeing Access Rd
NST3-052813	NST3	1283147.012	188728.613	5/28/2013	S Norfolk St CSO/PS17 EOF/SD	Ditch at MLK Way and Boeing Access Rd
NST3-052813G	NST3	1283147.012	188728.613	5/28/2013	S Norfolk St CSO/PS17 EOF/SD	Ditch at MLK Way and Boeing Access Rd
NST3-061021	NST3	1283147.012	188728.613	6/10/2021	S Norfolk St CSO/PS17 EOF/SD	Ditch at MLK Way and Boeing Access Rd
NST3-072512	NST3	1283147.012	188728.613	7/25/2012	S Norfolk St CSO/PS17 EOF/SD	Ditch at MLK Way and Boeing Access Rd
NST3-072512G	NST3	1283147.012	188728.613	7/25/2012	S Norfolk St CSO/PS17 EOF/SD	Ditch at MLK Way and Boeing Access Rd
NST3-080923	NST3	1283147.012	188728.613	8/9/2023	S Norfolk St CSO/PS17 EOF/SD	Ditch at MLK Way and Boeing Access Rd
NST3-091807G	NST3	1283147.012	188728.613	9/18/2007	S Norfolk St CSO/PS17 EOF/SD	Ditch at MLK Way and Boeing Access Rd
NST3-100208	NST3	1283147.012	188728.613	10/2/2008	S Norfolk St CSO/PS17 EOF/SD	Ditch at MLK Way and Boeing Access Rd
NST3-100208G	NST3	1283147.012	188728.613	10/2/2008	S Norfolk St CSO/PS17 EOF/SD	Ditch at MLK Way and Boeing Access Rd
NST3-100709	NST3	1283147.012	188728.613	10/7/2009	S Norfolk St CSO/PS17 EOF/SD	Ditch at MLK Way and Boeing Access Rd
NST3-100709G	NST3	1283147.012	188728.613	10/7/2009	S Norfolk St CSO/PS17 EOF/SD	Ditch at MLK Way and Boeing Access Rd
NST3-101620	NST3	1283147.012	188728.613	10/16/2020	S Norfolk St CSO/PS17 EOF/SD	Ditch at MLK Way and Boeing Access Rd
NST3-110310	NST3	1283147.012	188728.613	11/3/2010	S Norfolk St CSO/PS17 EOF/SD	Ditch at MLK Way and Boeing Access Rd
NST3-110310G	NST3	1283147.012	188728.613	11/3/2010	S Norfolk St CSO/PS17 EOF/SD	Ditch at MLK Way and Boeing Access Rd
NST3G-031808	NST3	1283147.012	188728.613	3/18/2008	S Norfolk St CSO/PS17 EOF/SD	Ditch at MLK Way and Boeing Access Rd
NST3G-091807	NST3	1283147.012	188728.613	9/18/2007	S Norfolk St CSO/PS17 EOF/SD	Ditch at MLK Way and Boeing Access Rd
NST4-031524	NSt4	1280697.585	190890.739	3/15/2024	S Norfolk St CSO/PS17 EOF/SD	S Norfolk St at SE corner KC Airport
NST4-031808	NST4	1280697.585	190890.739	3/18/2008	S Norfolk St CSO/PS17 EOF/SD	S Norfolk St at SE corner KC Airport
NST4-040709	NST4	1280697.585	190890.739	4/7/2009	S Norfolk St CSO/PS17 EOF/SD	S Norfolk St at SE corner KC Airport
NST4-040709G	NST4	1280697.585	190890.739	4/7/2009	S Norfolk St CSO/PS17 EOF/SD	S Norfolk St at SE corner KC Airport
NST4-041619	NST4	1280697.585	190890.739	4/16/2019	S Norfolk St CSO/PS17 EOF/SD	S Norfolk St at SE corner KC Airport
NST4-041718	NST4	1280697.585	190890.739	4/17/2018	S Norfolk St CSO/PS17 EOF/SD	S Norfolk St at SE corner KC Airport
NST4-042517	NST4	1280697.585	190890.739	4/25/2017	S Norfolk St CSO/PS17 EOF/SD	S Norfolk St at SE corner KC Airport
NST4-042517-G	NST4	1280697.585	190890.739	4/25/2017	S Norfolk St CSO/PS17 EOF/SD	S Norfolk St at SE corner KC Airport

CHEMICAL_NAME RESULT_UNIT			>10 Phi Clay %	1,2,4-Trichlorobenzene ug/kg	1,2-Dichlorobenzene ug/kg	1,3-Dichlorobenzene ug/kg	1,4
SYS_SAMPLE_CODE	SAMPLE_METHOD	LOC_MAJ OR_BASIN	RESULT_TEXT INTERPRETED_QUALIFIERS	RESULT_TEXT INTERPRETED_QUALIFIERS	RESULT_TEXT INTERPRETED_QUALIFIERS	RESULT_TEXT INTERPRETED_QUALIFIERS	RESULT_TEXT
NCH-101918-2	Grab-Manual	MS4		29.7 U	23.3 U	25.3 U	21.9
NCH-111220-1	SedTrap	MS4		273 U	213 U	232 U	201
NCH-111220-2	SedTrap	MS4		190 U	149 U	162 U	140
NST1-041719	SedTrap	MS4		29.8 UJ	23.3 UJ	25.3 UJ	21.9
NST1-041719-G	Grab-Manual	MS4		41.8 J	13.9 U	15.2 U	13.1
NST1-042222	SedTrap	MS4		10.7 U	7.1 U	9.4 U	9.4
NST1-042222-G	Grab-Manual	MS4		10.7 U	7.1 U	9.4 U	9.4
NST1-051023	SedTrap	MS4		17.9 U	11.9 U	15.7 U	15.7
NST1-051023-G	SedTrap	MS4		17.8 U	11.8 U	15.6 U	15.7
NST1-102020	SedTrap	MS4		88.9 U	69.5 U	75.6 U	65.5
NST1-102020-G	Grab-Manual	MS4		29.6 U	23.1 U	25.2 U	21.8
NST3-031808	SedTrap	Non-MS4	1.4	380 U	380 U	380 U	380
NST3-031808G	SedTrap	Non-MS4		460 U	460 U	460 U	460
NST3-040809	SedTrap	Non-MS4	1.7	50 U	50 U	50 U	50
NST3-040809G	Grab-Manual	Non-MS4	1.4	48 U	48 U	48 U	48
NST3-041618	SedTrap	Non-MS4		28.7 U	22.5 U	24.4 U	21.2
NST3-041619	SedTrap	Non-MS4		29.7 UJ	23.2 UJ	25.3 UJ	21.9
NST3-050417	SedTrap	Non-MS4		87.6 U	68.5 U	74.5 U	64.5
NST3-051216	SedTrap	Non-MS4		94 U	94 U	94 U	94
NST3-052215	SedTrap	Non-MS4		120 U	120 U	120 U	120
NST3-052215G	Grab-Manual	Non-MS4	6.1	77 U	77 U	77 U	77
NST3-052314	SedTrap	Non-MS4	0.2	62 U	62 U	62 U	62
NST3-052314G	Grab-Manual	Non-MS4	3.5 U	56 U	56 U	56 U	56
NST3-052813	SedTrap	Non-MS4	0.8	220 U	220 U	220 U	220
NST3-052813G	Grab-Manual	Non-MS4	0.5	62 U	62 U	62 U	62
NST3-061021		Non-MS4		29.7 U	23.3 U	25.3 U	21.9
NST3-072512	SedTrap	Non-MS4	0.8	93 U	93 U	93 U	93
NST3-072512G	Grab-Manual	Non-MS4	0.2	57 U	57 U	57 U	57
NST3-080923	SedTrap	Non-MS4		8.5 U	6.1 U	3.1 U	6.4
NST3-091807G	SedTrap	Non-MS4		250 U	250 U	250 U	250
NST3-100208	SedTrap	Non-MS4	1.1	59 U	59 U	59 U	59
NST3-100208G	Grab-Manual	Non-MS4	0.1	59 U	59 U	59 U	59
NST3-100709	SedTrap	Non-MS4	2.2	1000 U	1000 U	1000 U	1000
NST3-100709G	Grab-Manual	Non-MS4	0.5	59 U	59 U	59 U	59
NST3-101620	SedTrap	Non-MS4		29.8 UJ	23.3 UJ	25.3 UJ	21.9
NST3-110310	SedTrap	Non-MS4	0.7	250 U	250 U	250 U	250
NST3-110310G	Grab-Manual	Non-MS4	0.2	77 U	77 U	77 U	77
NST3G-031808	Grab-Manual	Non-MS4	1.1	460 U	460 U	460 U	460
NST3G-091807	Grab-Manual	Non-MS4	1	250 U	250 U	250 U	250
NST4-031524	SedTrap	MS4		19 U	13.7 U	7 U	14.2
NST4-031808	SedTrap	MS4	1.7	230 U	230 U	230 U	230
NST4-040709	SedTrap	MS4					
NST4-040709G	Grab-Manual	MS4	0.5	20 U	20 U	20 U	20
NST4-041619	SedTrap	MS4		236 UJ	184 UJ	200 UJ	174
NST4-041718	SedTrap	MS4		88.1 U	68.9 U	74.9 U	64.9
NST4-042517		MS4		87.5 U	68.4 U	74.5 U	64.5
NST4-042517-G	Grab-Manual	MS4		29.2 U	22.8 U	24.8 U	21.5

Dichlorobenzene ug/kg		1-Methylnaphthalene ug/kg		2,2'-Oxybis(1-chloropropane) ug/kg		2,4,5-Trichlorophenol ug/kg		2,4,6-Trichlorophenol ug/kg		2,4
SYS_SAMPLE_CODE	INTERPRETED_QUALIFIERS	RESULT_TEXT	INTERPRETED_QUALIFIERS	RESULT_TEXT	INTERPRETED_QUALIFIERS	RESULT_TEXT	INTERPRETED_QUALIFIERS	RESULT_TEXT	INTERPRETED_QUALIFIERS	RESULT_TEXT
NCH-101918-2	U	63.3	J	28.3	U	134	U	127	U	160
NCH-111220-1	U	272	U	260	U	1230	U	1160	U	1460
NCH-111220-2	U	190	U	181	U	859	U	811	U	1020
NST1-041719	UJ	35.9	J	28.3	UJ	134	UJ	127	UJ	160
NST1-041719-G	U	17.8	U	17	U	80.5	U	76	U	95.7
NST1-042222	U	20.3	J	10.1	U	77.2	U	26.9	U	46
NST1-042222-G	U	16.7	J	10.1	U	77.1	U	26.9	U	45.8
NST1-051023	U	29.8	J	16.9	U	129	U	44.9	U	76.6
NST1-051023-G	U	33.8	J	16.8	U	129	U	44.9	U	76.5
NST1-102020	U	88.7	U	84.6	U	401	U	379	U	477
NST1-102020-G	U	29.5	U	28.2	U	134	U	126	U	159
NST3-031808	U			380	U	1900	U	1900	U	1900
NST3-031808G	U			460	U	2300	U	2300	U	2300
NST3-040809	U			50	U	250	U	250	U	250
NST3-040809G	U			48	U	240	U	240	U	240
NST3-041618	U	28.7	U	27.3	U	130	U	122	U	154
NST3-041619	UJ	29.7	UJ	28.3	UJ	134	UJ	127	UJ	160
NST3-050417	U	87.5	U	83.3	U	395	U	373	U	470
NST3-051216	U	500		94	U	470	U	470	U	470
NST3-052215	U	120	U	120	U	580	U	580	U	580
NST3-052215G	U	77	U	77	U	380	U	380	U	380
NST3-052314	U	62	U	62	U	310	U	310	U	310
NST3-052314G	U	56	U	56	U	280	U	280	U	280
NST3-052813	U	220	U	220	U	1100	U	1100	U	2200
NST3-052813G	U	62	U	62	U	310	U	310	U	620
NST3-061021	U	29.7	U	28.3	U	134	U	127	U	160
NST3-072512	U	93	U	93	U	460	U	460	U	930
NST3-072512G	U	57	U	57	U	280	U	280	U	570
NST3-080923	U	9.4	J	3.4	U	25.7	U	9	U	15.3
NST3-091807G	U			250	U	1200	U	1200	U	1200
NST3-100208	U			59	U	300	U	300	U	300
NST3-100208G	U			59	U	300	U	300	U	300
NST3-100709	U	1000	U	1000	U	5100	U	5100	U	5100
NST3-100709G	U	59	U	59	U	300	U	300	U	300
NST3-101620	UJ	29.7	UJ	28.3	UJ	134	UJ	127	UJ	160
NST3-110310	U	250	U	250	U	1200	U	1200	U	1200
NST3-110310G	U	77	U	77	U	380	U	380	U	380
NST3G-031808	U			460	U	2300	U	2300	U	2300
NST3G-091807	U			250	U	1200	U	1200	U	1200
NST4-031524	U	19.6	J	7.5	U	57.3	U	20	U	34.1
NST4-031808	U			230	U	1200	U	1200	U	1200
NST4-040709										
NST4-040709G	U			20	U	98	U	98	U	98
NST4-041619	UJ	235	UJ	224	UJ	1060	UJ	1000	UJ	1260
NST4-041718	U	87.9	U	83.8	U	398	U	375	U	473
NST4-042517	U	87.4	U	83.3	U	395	U	373	U	470
NST4-042517-G	U	29.1	U	27.7	U	132	U	124	U	157

l-Dichlorophenol ug/kg		2,4-Dimethylphenol ug/kg		2,4-Dinitrophenol ug/kg		2,4-Dinitrotoluene ug/kg		2,6-Dinitrotoluene ug/kg		2-C
SYS_SAMPLE_CODE	INTERPRETED_QUALIFIERS	RESULT_TEXT	INTERPRETED_QUALIFIERS	RESULT_TEXT	INTERPRETED_QUALIFIERS	RESULT_TEXT	INTERPRETED_QUALIFIERS	RESULT_TEXT	INTERPRETED_QUALIFIERS	RESULT_TEXT
NCH-101918-2	U	134	U	206	U	114	U	133	U	22.2
NCH-111220-1	U	1230	U	1890	U	1050	U	1220	U	203
NCH-111220-2	U	855	U	1320	U	731	U	852	U	142
NST1-041719	UJ	134	UJ	206	UJ	114	UJ	133	UJ	22.2
NST1-041719-G	U	80.2	U	124	U	143	J	136	J	92.5
NST1-042222	U	11.3	U	101	U	48.6	U	61.4	U	23.9
NST1-042222-G	U	11.3	U	101	U	48.5	U	61.3	U	23.8
NST1-051023	U	18.9	U	169	U	81.1	U	102	U	39.8
NST1-051023-G	U	18.9	U	169	U	81	U	102	U	39.8
NST1-102020	U	400	U	616	U	342	U	398	U	66.2
NST1-102020-G	U	133	U	205	U	114	U	133	U	22
NST3-031808	U	380	U	3800	U	1900	U	1900	U	380
NST3-031808G	U	460	U	4600	U	2300	U	2300	U	460
NST3-040809	U	50	U	500	U	250	U	250	U	50
NST3-040809G	U	48	U	480	U	240	U	240	U	48
NST3-041618	U	129	U	199	U	110	U	129	U	21.4
NST3-041619	UJ	134	UJ	206	UJ	114	UJ	133	UJ	22.2
NST3-050417	U	394	U	607	U	337	U	392	U	65.3
NST3-051216	U	470	U	940	U	470	U	470	U	94
NST3-052215	U	580	U	1200	U	580	U	580	U	120
NST3-052215G	U	380	U	770	U	380	U	380	U	77
NST3-052314	U	310	U	620	U	310	U	310	U	62
NST3-052314G	U	280	U	560	U	280	U	280	U	56
NST3-052813	U	430	U	9200	UJ	1100	U	1100	U	220
NST3-052813G	U	120	U	2700	U	310	U	310	U	62
NST3-061021	U	134	U	206	U	114	U	133	U	22.2
NST3-072512	U	190	U	3900	U	460	U	460	U	93
NST3-072512G	U	110	U	2400	U	280	U	280	U	57
NST3-080923	U	8.9	U	33.8	U	16.2	U	20.5	U	8
NST3-091807G	U	250	U	2500	U	1200	U	1200	U	250
NST3-100208	U	59	U	590	U	300	U	300	U	59
NST3-100208G	U	59	U	590	U	300	U	300	U	59
NST3-100709	U	1000	U	10000	U	5100	U	5100	U	1000
NST3-100709G	U	59	U	590	U	300	U	300	U	59
NST3-101620	UJ	134	UJ	206	UJ	114	UJ	133	UJ	22.2
NST3-110310	U	250	U	2500	U	1200	U	1200	U	250
NST3-110310G	U	77	U	770	U	380	U	380	U	77
NST3G-031808	U	460	U	4600	U	2300	U	2300	U	460
NST3G-091807	U	250	U	2500	U	1200	U	1200	U	250
NST4-031524	U			75.3	U	36.1	U	45.6	U	17.7
NST4-031808	U	230	U	2300	U	1200	U	1200	U	230
NST4-040709										
NST4-040709G	U	20	U	200	U	98	U	98	U	20
NST4-041619	UJ	1060	UJ	1630	UJ	905	UJ	1060	UJ	175
NST4-041718	U	396	U	610	U	338	U	395	U	65.6
NST4-042517	U	394	U	607	U	336	U	392	U	65.2
NST4-042517-G	U	131	UJ	202	U	112	U	131	U	21.7

nloronaphthalene ug/kg		2-Chlorophenol ug/kg		2-Methylnaphthalene ug/kg		2-Methylphenol ug/kg		2-Nitroaniline ug/kg		
SYS_SAMPLE_CODE	INTERPRETED_QUALIFIERS	RESULT_TEXT	INTERPRETED_QUALIFIERS	RESULT_TEXT	INTERPRETED_QUALIFIERS	RESULT_TEXT	INTERPRETED_QUALIFIERS	RESULT_TEXT	INTERPRETED_QUALIFIERS	RESULT_TEXT
NCH-101918-2	U	32.3	U	150		39.1	U	151	U	34.5
NCH-111220-1	U	296	U	260	U	359	U	1380	U	317
NCH-111220-2	U	207	U	181	U	250	U	964	U	221
NST1-041719	UJ	32.3	UJ	53.1	J	39.2	UJ	151	UJ	34.6
NST1-041719-G		19.4	U	19.9	J	23.5	U	90.3	U	20.7
NST1-042222	U	41.5	U	27.2	J	20	U	49.2	U	14.6
NST1-042222-G	U	41.4	U	25.3	J	19.9	U	49.1	U	14.5
NST1-051023	U	69.3	U	44.2	J	33.3	UJ	82.1	U	24.3
NST1-051023-G	U	69.2	U	52.7	J	33.3	UJ	82	U	24.3
NST1-102020	U	96.5	U	84.6	U	117	U	450	U	103
NST1-102020-G	U	32.1	U	32.2	J	38.9	U	150	U	34.4
NST3-031808	U	380	U	380	U	380	U	1900	U	1900
NST3-031808G	U	460	U	460	U	460	U	2300	U	2300
NST3-040809	U	50	U	50	U	50	U	250	U	250
NST3-040809G	U	48	U	48	U	48	U	240	U	240
NST3-041618	U	31.2	U	27.3	U	37.8	U	146	U	33.4
NST3-041619	UJ	32.3	UJ	74.2	J	39.1	UJ	151	UJ	34.5
NST3-050417	U	95.1	U	83.3	U	115	U	444	U	102
NST3-051216	U	94	U	600		94	U	470	U	94
NST3-052215	U	120	U	120	U	46	J	580	U	120
NST3-052215G	U	77	U	34	J	77	U	380	U	77
NST3-052314	U	62	U	40	J	62	U	310	U	62
NST3-052314G	U	56	U	56	U	56	U	280	U	56
NST3-052813	U	220	U	220	U	220	U	1100	U	1100
NST3-052813G	U	62	U	62	U	62	U	310	U	310
NST3-061021	U	32.3	U	28.3	U	39.1	U	151	U	34.5
NST3-072512	U	93	U	93	U	93	U	460	U	460
NST3-072512G	U	57	U	57	U	57	U	280	U	280
NST3-080923	U	13.8	U	23.1		7.3	J	16.4	U	4.9
NST3-091807G	U	250	U	250	U	250	U	1200	U	1200
NST3-100208	U	59	U	59	U	83		300	U	300
NST3-100208G	U	59	U	59	U	59	U	300	U	300
NST3-100709	U	1000	U	1000	U	1000	U	5100	U	5100
NST3-100709G	U	59	U	59	U	59	U	300	U	300
NST3-101620	UJ	32.3	UJ	28.3	UJ	39.2	UJ	151	UJ	34.6
NST3-110310	U	250	U	250	U	190	J	1200	U	250
NST3-110310G	U	77	U	77	U	77	U	380	U	77
NST3G-031808	U	460	U	460	U	460	U	2300	U	2300
NST3G-091807	U	250	U	250	U	250	U	1200	U	1200
NST4-031524	U	30.8	U	44.7		14.8	U	36.6	U	10.8
NST4-031808	U	230	U	230	U	230	U	1200	U	1200
NST4-040709										
NST4-040709G	U	20	U	20	U	20	U	98	U	98
NST4-041619	UJ	256	UJ	224	UJ	310	UJ	1190	UJ	274
NST4-041718	U	95.6	U	83.8	U	116	U	446	U	102
NST4-042517	U	95	U	300		115	U	444	UJ	102
NST4-042517-G	U	31.6	U	27.7	U	38.3	U	148	UJ	33.8

2-Nitrophenol ug/kg		3,3'-Dichlorobenzidine ug/kg		3-Nitroaniline ug/kg		4,6-Dinitro-2-Methylphenol ug/kg		4-Bromophenyl Phenyl Ether ug/kg		4-Chloro
SYS_SAMPLE_CODE	INTERPRETED_QUALIFIERS	RESULT_TEXT	INTERPRETED_QUALIFIERS	RESULT_TEXT	INTERPRETED_QUALIFIERS	RESULT_TEXT	INTERPRETED_QUALIFIERS	RESULT_TEXT	INTERPRETED_QUALIFIERS	RESULT_TEXT
NCH-101918-2	U	156	U	188	U	252	U	30.3	U	144
NCH-111220-1	U	1430	U	1730	U	2310	U	278	U	1320
NCH-111220-2	U	996	U	1200	U	1610	U	194	U	922
NST1-041719	UJ	156	UJ	188	UJ	252	UJ	30.3	UJ	144
NST1-041719-G	U	93.3	U	113	U	151	U	18.2	U	86.4
NST1-042222	U	21.3	U	66.8	U	114	U	51	U	37.2
NST1-042222-G	U	21.2	U	66.6	U	114	U	50.9	U	37.1
NST1-051023	U			111	U	190	U	85.1	U	62.1
NST1-051023-G	U			111	U	190	U	85	U	62
NST1-102020	U	465	U	562	U	753	U	90.5	U	431
NST1-102020-G	U	155	U	187	U	251	U	30.1	U	144
NST3-031808	U	1900	U	1900	U	3800	U	380	U	1900
NST3-031808G	U	2300	U	2300	U	4600	U	460	U	2300
NST3-040809	U	250	U	250	U	500	U	50	U	250
NST3-040809G	U	240	U	240	U	480	U	48	U	240
NST3-041618	U	150	U	182	U	243	U	29.3	U	139
NST3-041619	UJ	156	UJ	188	UJ	252	UJ	30.3	UJ	144
NST3-050417	U	459	UJ	554	U	742	U	89.2	U	425
NST3-051216	U	470	U	470	U	940	U	94	U	470
NST3-052215	U	580	R	580	U	1200	U	120	U	580
NST3-052215G	U	380	R	380	UJ	770	U	77	U	380
NST3-052314	U	310	U	310	U	620	U	62	U	310
NST3-052314G	U	280	U	280	U	560	U	56	U	280
NST3-052813	U	1600	UJ	1100	UJ	2200	U	220	U	1100
NST3-052813G	U	470	U	310	U	620	U	62	U	310
NST3-061021	U	156	U	188	U	252	U	30.3	U	144
NST3-072512	U	700	UJ	460	U	930	U	93	U	460
NST3-072512G	U	430	UJ	280	U	570	U	57	U	280
NST3-080923	U	7.1	U	22.2	U	37.9	U	17	U	12.4
NST3-091807G	U	1200	U	1200	U	2500	U	250	U	1200
NST3-100208	U	300	U	300	U	590	U	59	U	300
NST3-100208G	U	300	U	300	U	590	U	59	U	300
NST3-100709	U	5100	U	5100	U	10000	U	1000	U	5100
NST3-100709G	U	300	U	300	U	590	U	59	U	300
NST3-101620	UJ	156	UJ	188	UJ	252	UJ	30.3	UJ	144
NST3-110310	U	1200	U	1200	U	2500	U	250	U	1200
NST3-110310G	U	380	U	380	U	770	U	77	U	380
NST3G-031808	U	2300	U	2300	U	4600	U	460	U	2300
NST3G-091807	U	1200	U	1200	U	2500	U	250	U	1200
NST4-031524	U	15.8	U	49.6	U	84.6	U	37.9	U	27.6
NST4-031808	U	1200	U	1200	U	2300	U	230	U	1200
NST4-040709										
NST4-040709G	U	98	U	98	U	200	U	20	U	98
NST4-041619	UJ	1230	UJ	1490	UJ	2000	UJ	240	UJ	1140
NST4-041718	U	461	U	557	U	746	U	89.7	U	427
NST4-042517	U	458	UJ	554	UJ	742	U	89.1	U	424
NST4-042517-G	U	153	UJ	184	U	247	U	29.7	U	141

o-3-Methylphenol ug/kg		4-Chloroaniline ug/kg		4-Chlorophenyl Phenylether ug/kg		4-Methylphenol ug/kg		4-Nitroaniline ug/kg		
SYS_SAMPLE_CODE	INTERPRETED_QUALIFIERS	RESULT_TEXT	INTERPRETED_QUALIFIERS	RESULT_TEXT	INTERPRETED_QUALIFIERS	RESULT_TEXT	INTERPRETED_QUALIFIERS	RESULT_TEXT	INTERPRETED_QUALIFIERS	RESULT_TEXT
NCH-101918-2	U	168	U	34.7	U	102		174	U	222
NCH-111220-1	U	1540	U	319	U	673	U	1600	U	2030
NCH-111220-2	U	1080	U	222	U	469	U	1110	U	1420
NST1-041719	UJ	168	UJ	34.8	UJ	109	J	174	UJ	222
NST1-041719-G	U	101	U	20.8	U	44	U	104	U	133
NST1-042222	U	25.1	U	57.4	U	90.8		88.2	U	97.9
NST1-042222-G	U	25.1	U	57.3	U	50.2	J	88	U	97.7
NST1-051023	U	41.9	U	95.8	U	284		147	U	163
NST1-051023-G	U	41.9	U	95.6	U	41	J	147	U	163
NST1-102020	U	503	U	104	U	219	U	521	U	662
NST1-102020-G	U	167	U	34.6	U	73	U	173	U	220
NST3-031808	U	1900	U	380	U	1500		1900	U	1900
NST3-031808G	U	2300	U	460	U	4400		2300	U	2300
NST3-040809	U	250	U	50	U	720		250	U	250
NST3-040809G	U	240	U	48	U	1000		240	U	240
NST3-041618	U	162	U	33.6	U	70.9	U	168	U	214
NST3-041619	UJ	168	UJ	34.7	UJ	1340	J	174	UJ	222
NST3-050417	U	495	U	102	U	2360		513	U	653
NST3-051216	U	470	U	94	U	270		470	U	470
NST3-052215	U	580	U	120	U	560		580	U	580
NST3-052215G	U	380	R	77	U	77	U	380	UJ	380
NST3-052314	U	310	U	62	U	120		310	U	310
NST3-052314G	U	280	UJ	56	U	56	U	280	U	280
NST3-052813	U	2900	U	220	U	29000		1100	U	1100
NST3-052813G	U	840	U	62	U	160		310	U	310
NST3-061021	U	168	U	34.7	U	7070		174	U	222
NST3-072512	U	1200	U	93	U	590		460	U	460
NST3-072512G	U	770	U	57	U	110	U	280	U	280
NST3-080923	U	26.3	U	19.1	U	391	J	29.4	U	32.6
NST3-091807G	U	1200	U	250	U	250	U	1200	U	1200
NST3-100208	U	300	U	59	U	610		300	U	300
NST3-100208G	U	300	U	59	U	59	U	300	U	300
NST3-100709	U	5100	U	1000	U	1000	U	5100	U	5100
NST3-100709G	U	300	U	59	U	620		300	U	300
NST3-101620	UJ	168	UJ	34.8	UJ	73.4	UJ	174	UJ	222
NST3-110310	U	1200	U	250	U	640		1200	UJ	1200
NST3-110310G	U	380	U	77	U	77	U	380	UJ	380
NST3G-031808	U	2300	U	460	U	4400		2300	U	2300
NST3G-091807	U	1200	U	250	U	250	U	1200	U	1200
NST4-031524	U	58.7	U	42.6	U	135		65.5	U	72.7
NST4-031808	U	1200	U	230	U	230	U	1200	U	1200
NST4-040709										
NST4-040709G	U	98	U	20	U	20	U	98	U	98
NST4-041619	UJ	1330	UJ	275	UJ	581	UJ	1380	UJ	1750
NST4-041718	U	498	U	103	U	217	U	516	U	656
NST4-042517	U	495	U	102	U	216	U	513	UJ	652
NST4-042517-G	U	165	U	34	U	71.9	U	171	U	217

4-Nitrophenol ug/kg		8-9 Phi Clay %		9-10 Phi Clay %		Acenaphthene ug/kg		Acenaphthylene ug/kg		
SYS_SAMPLE_CODE	INTERPRETED_QUALIFIERS	RESULT_TEXT	INTERPRETED_QUALIFIERS	RESULT_TEXT	INTERPRETED_QUALIFIERS	RESULT_TEXT	INTERPRETED_QUALIFIERS	RESULT_TEXT	INTERPRETED_QUALIFIERS	RESULT_TEXT
NCH-101918-2	U					25.6	U	23.8	U	96.9
NCH-111220-1	U					235	U	218	U	271
NCH-111220-2	U					164	U	152	U	189
NST1-041719	UJ					63.5	J	42.8	J	134
NST1-041719-G	U					25.8	J	16.3	J	59.2
NST1-042222	U					33	J	21.5	J	51.6
NST1-042222-G	U					46.4	J	18.7	U	74
NST1-051023	U					42.4	J	31.2	U	64.7
NST1-051023-G	U					68.9	J	31.2	U	101
NST1-102020	U					76.5	U	71.1	U	105
NST1-102020-G	U					39	J	23.7	U	70.3
NST3-031808	U	2.6		1.3		380	U	380	U	380
NST3-031808G	U									
NST3-040809	U	2.8		1.7		50	U	50	U	68
NST3-040809G	U	1.9		1		48	U	48	U	72
NST3-041618	U					24.7	U	23	U	28.6
NST3-041619	UJ					25.6	UJ	28.9	J	266
NST3-050417	U					75.4	U	70.1	U	87.2
NST3-051216	U					4600		80	J	7700
NST3-052215	U					120	U	120	U	34
NST3-052215G	U	0.3		0.1	U	77	U	19	J	77
NST3-052314	U	0.6		0.3		62	U	62	U	62
NST3-052314G	U	3.5	U	3.5	U	56	U	56	U	56
NST3-052813	U	1.4		0.2		220	U	220	U	220
NST3-052813G	U	1.3		0.5		62	U	62	U	47
NST3-061021	U					25.6	U	26.9	J	35.8
NST3-072512	U	0.3		0.1		93	U	93	U	70
NST3-072512G	U	0.3		0.1		57	U	57	U	57
NST3-080923	U					7.8	J	18.8	J	27.7
NST3-091807G	U									
NST3-100208	U	1.6		0.8		59	U	59	U	52
NST3-100208G	U	0.3		0.1		59	U	59	U	51
NST3-100709	U	3.1		2.6		1000	U	1000	U	1000
NST3-100709G	U	0.9		0.5		59	U	59	U	94
NST3-101620	UJ					25.6	UJ	23.8	UJ	29.6
NST3-110310	U	1.1		0.6		250	U	250	U	250
NST3-110310G	U	0.3		0.1		77	U	77	U	77
NST3G-031808	U	2		1.4		460	U	460	U	460
NST3G-091807	U	2.7		1.1		250	U	250	U	250
NST4-031524	U					11.6	U	28.2	J	90.3
NST4-031808	U	2		1.7		230	U	230	U	230
NST4-040709										
NST4-040709G	U	0.6		0.5		20	U	20	U	20
NST4-041619	UJ					203	UJ	189	UJ	234
NST4-041718	U					75.8	U	70.5	U	87.6
NST4-042517	U					695		2990		66300
NST4-042517-G	U					25.1	U	23.3	U	29

Appendix B: All Data for Prioritization

Anthracene ug/kg		Aroclor 1016 ug/kg		Aroclor 1221 ug/kg		Aroclor 1232 ug/kg		Aroclor 1242 ug/kg		
SYS_SAMPLE_CODE	INTERPRETED_QUALIFIERS	RESULT_TEXT	INTERPRETED_QUALIFIERS	RESULT_TEXT	INTERPRETED_QUALIFIERS	RESULT_TEXT	INTERPRETED_QUALIFIERS	RESULT_TEXT	INTERPRETED_QUALIFIERS	RESULT_TEXT
NCH-101918-2	J	19.2	U	19.2	U	19.2	U	19.2	U	48.7
NCH-111220-1	U	18.4	U	18.4	U	18.4	U	18.4	U	87.8
NCH-111220-2	U	12.7	U	12.7	U	12.7	U	12.7	U	52.7
NST1-041719	J	19.9	U	19.9	U	19.9	U	19.9	U	31.9
NST1-041719-G	J	19.9	U	19.9	U	19.9	U	19.9	U	19.9
NST1-042222	J	19.9	U	19.9	U	19.9	U	19.9	U	75.4
NST1-042222-G		19.9	U	19.9	U	19.9	U	19.9	U	127
NST1-051023	J	19.9	UJ	19.9	UJ	19.9	UJ	19.9	UJ	47.1
NST1-051023-G		19.9	UJ	19.9	UJ	19.9	UJ	19.9	UJ	53.1
NST1-102020	J	19.2	U	19.2	U	19.2	U	19.2	U	64.8
NST1-102020-G	J	19.3	U	19.3	U	19.3	U	19.3	U	19.3
NST3-031808	U	990	U	990	U	990	U	990	U	990
NST3-031808G										
NST3-040809		20	U	20	U	20	U	20	U	20
NST3-040809G		20	U	20	U	20	U	20	U	20
NST3-041618	U	17.6	U	17.6	U	17.6	U	17.6	U	17.6
NST3-041619	J	20	U	20	U	20	U	20	U	20
NST3-050417	U	19.7	U	19.7	U	19.7	U	19.7	U	19.7
NST3-051216		19	U	19	U	19	U	19	U	19
NST3-052215	J	19	U	19	U	19	U	19	U	19
NST3-052215G	UJ	17	U	17	U	17	U	17	U	17
NST3-052314	U	19	U	19	U	19	U	19	U	19
NST3-052314G	U	17	U	17	U	17	U	17	U	17
NST3-052813	U	19	U	19	U	19	U	19	U	19
NST3-052813G	J	20	U	20	U	20	U	20	U	20
NST3-061021	J	19.8	U	19.8	U	19.8	U	19.8	U	19.8
NST3-072512	J	17	U	17	U	17	U	17	U	17
NST3-072512G	U	17	U	17	U	17	U	17	U	17
NST3-080923		20	U	20	U	20	U	20	U	20
NST3-091807G										
NST3-100208	J	20	U	20	U	20	U	20	U	20
NST3-100208G	J	20	U	20	U	20	U	20	U	20
NST3-100709	U	19	U	19	U	19	U	19	U	19
NST3-100709G		19	U	19	U	19	U	19	U	19
NST3-101620	UJ	20	U	20	U	20	U	20	U	20
NST3-110310	U	19	U	19	U	19	U	19	U	24
NST3-110310G	U	20	U	20	U	20	U	20	U	20
NST3G-031808	U	970	U	970	U	970	U	970	U	970
NST3G-091807	U	20	U	20	U	20	U	20	U	20
NST4-031524		44.5	UJ	44.5	UJ	44.5	UJ	44.5	UJ	44.5
NST4-031808	U	900	U	900	U	900	U	900	U	900
NST4-040709		37	U	37	U	37	U	37	U	37
NST4-040709G	U	20	U	20	U	20	U	20	U	20
NST4-041619	UJ	395	U	395	U	395	U	395	U	395
NST4-041718	U	29.6	U	29.6	U	29.6	U	29.6	U	29.6
NST4-042517		19.5	U	19.5	U	19.5	U	19.5	U	19.5
NST4-042517-G	U	18.2	U	18.2	U	18.2	U	18.2	U	18.2

Aroclor 1248 ug/kg		Aroclor 1254 ug/kg		Aroclor 1260 ug/kg		Arsenic mg/kg		Benzo(A)Anthracene ug/kg		B
SYS_SAMPLE_CODE	INTERPRETED_QUALIFIERS	RESULT_TEXT	INTERPRETED_QUALIFIERS	RESULT_TEXT	INTERPRETED_QUALIFIERS	RESULT_TEXT	INTERPRETED_QUALIFIERS	RESULT_TEXT	INTERPRETED_QUALIFIERS	RESULT_TEXT
NCH-101918-2		45		121		10.7		245		259
NCH-111220-1		132		60.7				1040		1030
NCH-111220-2		63.4		74.4				238	J	243
NST1-041719		82.7	J	47.7		11.2		513	J	660
NST1-041719-G	U	88.2		23		6.75	U	218		285
NST1-042222		134		67	J	1.06	U	184		231
NST1-042222-G		246		58.9		0.913	U	269		342
NST1-051023	J	87.7	J	35.8	J	10	J	265		406
NST1-051023-G	J	68.3	J	66.8	J	9.19	J	328		506
NST1-102020		119		49.2		9.82	U	385		480
NST1-102020-G	U	49.5		28.4		8.9	U	282		351
NST3-031808	U	990	U	990	U	10	U	350	J	540
NST3-031808G										
NST3-040809	U	26		20	U	10	UJ	210		410
NST3-040809G	U	26		20	U	10	UJ	200		430
NST3-041618	U	17.6	U	17.6	U	6.13	U	87.9	J	132
NST3-041619	U	20	U	20	U	10.2	U	440	J	380
NST3-050417	U	43.1		25.4		6.73		338		381
NST3-051216	U	19	U	19	U	7		9500		9600
NST3-052215	U	19	U	19	U	8	U	150		220
NST3-052215G	U	17	U	17	U	7		65	J	88
NST3-052314	U	19	UJ	19	U	21		68		140
NST3-052314G	U	17	U	17	U	10		54	J	99
NST3-052813	U	47	Y	30	J	10	U	310		480
NST3-052813G	U	28		19	J	8	U	400		560
NST3-061021	U	19.8	U	19.8	U	3.31		145		264
NST3-072512	U	17	U	22	J	8	U	310		420
NST3-072512G	U	17	U	17	U	6	U	210		300
NST3-080923	U	46.7		20	U	7.09	J	158		288
NST3-091807G										
NST3-100208	U	20	U	20	U	10	U	360		500
NST3-100208G	U	20	U	20	U	6	U	310		440
NST3-100709	U	28		26		10	UJ	620	J	750
NST3-100709G	U	56		52		8	UJ	380		420
NST3-101620	U	20	U	20	U	6.44		64.2	J	125
NST3-110310	Y	36		21		20	U	260		1100
NST3-110310G	U	20	U	20	U	7	U	190		280
NST3G-031808	U	970	U	970	U	10	U	360	J	510
NST3G-091807	U	25		25		9		480		860
NST4-031524	UJ	44.5	UJ	60.7	J	20.7	J	113		192
NST4-031808	U	900	U	900	U	11		230	U	180
NST4-040709	U	37	U	37	U	30	UJ			
NST4-040709G	U	20	U	20	U	7	J	31		43
NST4-041619	U	866	J	395	U	95.4	U	250	J	359
NST4-041718	U	54.7		51.7		35.8	U	169	J	257
NST4-042517	U	46.4		47.9		16.3	U	22000		35400
NST4-042517-G	U	18.2	U	18.2	U	11.6		81.7	J	86.3

enzo(A)Pyrene ug/kg		Benzo(G,H,I)Perylene ug/kg		Benzofluoranthenes, Total ug/kg		Benzoic Acid ug/kg		Benzyl Alcohol ug/kg		bis(2-Cf
SYS_SAMPLE_CODE	INTERPRETED_QUALIFIERS	RESULT_TEXT	INTERPRETED_QUALIFIERS	RESULT_TEXT	INTERPRETED_QUALIFIERS	RESULT_TEXT	INTERPRETED_QUALIFIERS	RESULT_TEXT	INTERPRETED_QUALIFIERS	RESULT_TEXT
NCH-101918-2		520		530		1250		74.3	U	31.6
NCH-111220-1		1390		2290		2710	U	682	U	290
NCH-111220-2	J	667		603	J	1890	U	476	U	202
NST1-041719	J	411	J	1570	J	398	J	455	J	31.7
NST1-041719-G		219		593		177	UJ	52.4	J	19
NST1-042222		156		622		422	U	147		12.9
NST1-042222-G		190		814		263	U	135		12.9
NST1-051023		301		1130		917	J	294		21.6
NST1-051023-G		324		1070		195	U	159		21.5
NST1-102020		637		1060		881	U	346		94.6
NST1-102020-G		429		739		293	U	222		31.5
NST3-031808		240	J	1850		3800	U	380	U	380
NST3-031808G						4600	U	460	U	460
NST3-040809		330		1250		500	U	50	U	50
NST3-040809G		300		1230		390	J	48	U	48
NST3-041618		114		283		285	U	71.8	U	30.6
NST3-041619	J	322	J	909	J	743	J	242	J	31.6
NST3-050417		563		910		869	U	219	U	93.2
NST3-051216		3200		16000		940	U	94	U	94
NST3-052215		180		680		950	J	300	J	120
NST3-052215G	J	140		270		380	J	77	R	77
NST3-052314		130		330		620	U	83		62
NST3-052314G		76		230		560	U	48	J	56
NST3-052813		650		990		31000		1700	J	220
NST3-052813G		440		1200		610	J	270		62
NST3-061021		246		792		1560		513		31.6
NST3-072512		460		940		840	J	93	U	93
NST3-072512G		330		650		1100	U	57	U	57
NST3-080923		445	J	665		661	J	316		4.3
NST3-091807G						2500	U	250	U	250
NST3-100208		450		1340		590	U	59	U	59
NST3-100208G		350		1100		590	U	59	U	59
NST3-100709	J	820	J	1460	J	10000	U	1000	U	1000
NST3-100709G		260		1160		590	U	59	U	59
NST3-101620	J	216	J	303	J	295	UJ	74.4	UJ	31.7
NST3-110310		600		2500		820	J	250	UJ	250
NST3-110310G		210		630		770	U	77	UJ	77
NST3G-031808		240	J	1810		4600	U	460	U	460
NST3G-091807		490		2490		2500	U	250	U	250
NST4-031524		111		542		649		447		9.6
NST4-031808	J	230	U	610		2300	U	230	U	230
NST4-040709										
NST4-040709G		52		121		200	U	20	U	20
NST4-041619	J	586	J	997	J	2340	UJ	589	UJ	251
NST4-041718	J	202	J	710		1930	J	577		93.7
NST4-042517		8400		48600		868	U	219	U	93.1
NST4-042517-G	J	131		242		289	U	72.9	U	31

Methoxy methane ug/kg		Bis-(2-chloroethyl) ether ug/kg		Bis(2-ethylhexyl)phthalate ug/kg		Butylbenzylphthalate ug/kg		Carbazole ug/kg		
SYS_SAMPLE_CODE	INTERPRETED_QUALIFIERS	RESULT_TEXT	INTERPRETED_QUALIFIERS	RESULT_TEXT	INTERPRETED_QUALIFIERS	RESULT_TEXT	INTERPRETED_QUALIFIERS	RESULT_TEXT	INTERPRETED_QUALIFIERS	RESULT_TEXT
NCH-101918-2	U	33.8	U	5910		212		53.9	J	760
NCH-111220-1	U	310	U	9310		578	J	337	U	1810
NCH-111220-2	U	216	U	5300		315	J	235	U	774
NST1-041719	UJ	33.9	UJ	9950	J	156	J	93.8	J	1030
NST1-041719-G	U	20.3	U	3070		50.9	J	150		388
NST1-042222	U	57.9	U	6670		179		49.5	J	424
NST1-042222-G	U	57.7	U	7470		131		71.3		572
NST1-051023	U	96.5	U			231		114		629
NST1-051023-G	U	96.3	U	3780		123		21.4	U	782
NST1-102020	U	101	U	8130		277	J	110	U	811
NST1-102020-G	U	33.7	U	4700		88.9	J	50.6	J	540
NST3-031808	U	380	U	16000		380	U	380	U	930
NST3-031808G	U	460	U					460	U	
NST3-040809	U	50	U	7000		300		97		660
NST3-040809G	U	48	U	5100		290		96		710
NST3-041618	U	32.7	U	352		38.8	U	35.5	U	135
NST3-041619	UJ	33.8	UJ	15700	J	427	J	134	J	739
NST3-050417	U	99.7	UJ	2350		118	U	108	UJ	542
NST3-051216	U	94	U	780		94	U	4000		11000
NST3-052215	U	120	U	3300		120	U	46	J	120
NST3-052215G	U	77	U	480		38	J	77	U	150
NST3-052314	U	62	U	800		62	U	62	U	150
NST3-052314G	U	56	U	300		56	U	56	U	130
NST3-052813	U	220	U	5700		220	U	130	J	780
NST3-052813G	U	62	U	2100		62	U	110		670
NST3-061021	U	1280		1590		128		54.4	J	408
NST3-072512	U	93	U	1700	B	200	J	74	J	530
NST3-072512G	U	57	U	1000	B	82	J	54	J	440
NST3-080923	U	19.3	U	1690		9.4	U	45.8		359
NST3-091807G	U	250	U					250	U	
NST3-100208	U	59	U	6100		1500		130		730
NST3-100208G	U	59	U	1500		110		81		530
NST3-100709	U	1000	U	7800		1000	U	1000	U	1100
NST3-100709G	U	59	U	4400	B	400		98		560
NST3-101620	UJ	33.9	UJ	1000	J	40.2	UJ	36.8	UJ	184
NST3-110310	U	250	U	13000	B	250	U	170	J	1500
NST3-110310G	U	77	U	1200	B	77	U	52	J	330
NST3G-031808	U	460	U	13000		310	J	460	U	880
NST3G-091807	U	250	U	5000		250	U	250	U	1200
NST4-031524	U	43	U	366		56		34.2	J	317
NST4-031808	U	230	U	390		230	U	230	U	320
NST4-040709										
NST4-040709G	U	20	U	44		20	U	10	J	69
NST4-041619	UJ	268	UJ	2060	J	318	UJ	291	UJ	410
NST4-041718	U	100	U	746		119	U	109	U	330
NST4-042517	U	99.6	U	423	U	118	U	4000	J	122000
NST4-042517-G	U	33.2	UJ	210	J	39.4	U	36	UJ	172

Chrysene ug/kg		Coarse Sand %		Coarse Silt %		Copper mg/kg		cPAH ug/kg		Diben
SYS_SAMPLE_CODE	INTERPRETED_QUALIFIERS	RESULT_TEXT	INTERPRETED_QUALIFIERS	RESULT_TEXT	INTERPRETED_QUALIFIERS	RESULT_TEXT	INTERPRETED_QUALIFIERS	RESULT_TEXT	INTERPRETED_QUALIFIERS	RESULT_TEXT
NCH-101918-2		0.7				96.5		391.82	J	76.3
NCH-111220-1										282
NCH-111220-2										197
NST1-041719	J					110		963.3	J	129
NST1-041719-G		11.9				40				54.6
NST1-042222		1.8				145		338.44		51.7
NST1-042222-G		3.3				115		492.48	J	53.4
NST1-051023		4.5				182		592.49		86.2
NST1-051023-G		0.7				139		694.7		86.1
NST1-102020						190		739.91	J	156
NST1-102020-G		11.6				109	J	523.16	J	82.9
NST3-031808		3.7		13.5		105		865.3		380
NST3-031808G										
NST3-040809		5.7		14.5		107		612.6		65
NST3-040809G		5		16.9		106	J	634.1		75
NST3-041618						30.8		194.54	J	29.7
NST3-041619	J	12.3				94.7		573.13	J	77.1
NST3-050417		13.5				106		589.42	J	108
NST3-051216		20.6				48.4		13230		1500
NST3-052215	U	22.3				76.3		345.6		120
NST3-052215G		29.5		6.8		36.5		149.8	J	42
NST3-052314		20.8		4		207		203.3		62
NST3-052314G		22.6		3.5	U	28.4		145.3	J	56
NST3-052813		8		13.3		90.8		724.8	J	170
NST3-052813G		7.6		12.1		66		805.7		110
NST3-061021		21.1				73.9		404.38	J	64
NST3-072512		21.2		4.8		79		649.3		160
NST3-072512G		25.4		4.6		57.5		466.4		130
NST3-080923						111		420.73	J	64.6
NST3-091807G										
NST3-100208		5.2		10.4		113		741.7		71
NST3-100208G		6.7		3.6		39.2		628.1		59
NST3-100709	NJ	1.7		15.8		112		1235		1000
NST3-100709G		5		14.7		88.5	J	618.4		59
NST3-101620	J	18				50.1		195.84	J	30.8
NST3-110310		10.9		15		105		1485		250
NST3-110310G		13.1		1.6		57.5	J	397.7		77
NST3G-031808		5.5		10.7		90.7		850.8		460
NST3G-091807		5.1		16.3		102		1267		250
NST4-031524						62.2		279.77		38.4
NST4-031808		24.2		2.6		55.1		313.2		230
NST4-040709						79				
NST4-040709G		15.6		1.2		19	J	67.09		20
NST4-041619	J					111		683.2	J	243
NST4-041718						85.3		424.2	J	91
NST4-042517						69.5		49324		9960
NST4-042517-G		22				19.8		149.76	J	30.1

zo(A,H)Anthracene ug/kg		Dibenzofuran ug/kg		Diesel Range Hydrocarbons mg/kg		Diethylphthalate ug/kg		Dimethylphthalate ug/kg		Di-
SYS_SAMPLE_CODE	INTERPRETED_QUALIFIERS	RESULT_TEXT	INTERPRETED_QUALIFIERS	RESULT_TEXT	INTERPRETED_QUALIFIERS	RESULT_TEXT	INTERPRETED_QUALIFIERS	RESULT_TEXT	INTERPRETED_QUALIFIERS	RESULT_TEXT
NCH-101918-2	J	54.1	J			88.3	U	32.1	U	77.6
NCH-111220-1	U	211	U			810	U	295	U	1480
NCH-111220-2	U	147	U			565	U	206	U	829
NST1-041719	J	46.7	J			88.5	UJ	32.2	UJ	290
NST1-041719-G	J	15.5	J			52.9	U	19.3	U	34.4
NST1-042222	U	42.4	U			59.1	U	34.4	J	16.8
NST1-042222-G	J	42.3	U			59	U	23.2	J	42.5
NST1-051023	U	70.6	U			98.6	U	64.8	J	133
NST1-051023-G	U	70.5	U			98.4	U	21.9	U	77.6
NST1-102020	J	68.8	U			264	U	96.1	U	147
NST1-102020-G	J	30.1	J			87.9	U	32	U	84
NST3-031808	U	380	U			380	U	380	U	380
NST3-031808G		460	U							
NST3-040809		50	U	1400		50	U	50	U	50
NST3-040809G		48	U	1400		160		48	U	40
NST3-041618	U	22.2	U			85.3	U	31	U	47.9
NST3-041619	J	40.1	J			88.3	UJ	113	J	255
NST3-050417	J	67.8	U			260	U	94.7	U	78
NST3-051216		2700		74		94	U	94	U	94
NST3-052215	U	120	U	540		120	U	120	U	120
NST3-052215G	J	77	U	120		77	U	77	U	23
NST3-052314	U	62	U	280		62	U	62	U	62
NST3-052314G	UJ	56	U	82		56	U	56	U	56
NST3-052813	J	220	U	830		540	U	220	U	1300
NST3-052813G		62	U	250		160	U	62	U	150
NST3-061021	J	23	U			88.4	U	32.1	U	75.2
NST3-072512		93	U	150		230	U	93	U	93
NST3-072512G		57	U	180		140	U	57	U	57
NST3-080923	J	14.1	U			42	J	72		164
NST3-091807G		250	U							
NST3-100208		59	U	840		59	U	59	U	47
NST3-100208G	U	59	U	200		59	U	59	U	48
NST3-100709	U	1000	U	330		1000	U	1000	U	1000
NST3-100709G	U	59	U	440	J	59	U	33	J	93
NST3-101620	UJ	23	UJ			88.4	UJ	32.2	UJ	67.3
NST3-110310	U	250	U	510		250	U	250	U	250
NST3-110310G	U	77	U	80		77	U	77	U	77
NST3G-031808	U	460	U			460	U	460	U	460
NST3G-091807	U	250	U	470		250	U	250	U	250
NST4-031524	U	31.4	U			590		9.8	U	26.4
NST4-031808	U	230	U			230	U	230	U	230
NST4-040709										
NST4-040709G	U	20	U	64	U	20	U	20	U	20
NST4-041619	UJ	182	UJ			700	UJ	255	UJ	1310
NST4-041718	U	68.1	U			262	U	95.2	U	78.5
NST4-042517		335				260	U	94.6	U	78
NST4-042517-G	U	22.5	U			86.6	U	31.5	U	47.3

N-Butylphthalate ug/kg		Di-N-Octylphthalate ug/kg		Fine Sand %		Fine Silt %		Fluoranthene ug/kg		
SYS_SAMPLE_CODE	INTERPRETED_QUALIFIERS	RESULT_TEXT	INTERPRETED_QUALIFIERS	RESULT_TEXT	INTERPRETED_QUALIFIERS	RESULT_TEXT	INTERPRETED_QUALIFIERS	RESULT_TEXT	INTERPRETED_QUALIFIERS	
NCH-101918-2	J	43.5	U	17.9				579		57.6
NCH-111220-1		399	U					2220		227
NCH-111220-2		278	U					659		158
NST1-041719	J	3000	J					1690	J	64.2
NST1-041719-G	J	729		11.8				692		32.8
NST1-042222	U	2570		6.3				582		43.7
NST1-042222-G	J	1590		7.7				839		50.9
NST1-051023		2870	J	3.1				468		72.9
NST1-051023-G	J	605	J	1.7				564		72.8
NST1-102020	J	4320						1110		109
NST1-102020-G	J	1360		7.6				794		66.7
NST3-031808	U	1100		10.9		12.9		1700		380
NST3-031808G										
NST3-040809	U	470		13.4		10.3		940		50
NST3-040809G	J	420		11.6		11.1		970		48
NST3-041618	J	42	U					196		23.9
NST3-041619	J	725	J	13.8				1510	J	56.8
NST3-050417	U	128	U	8.4				763		72.8
NST3-051216	U	94	U	9.4				32000		4400
NST3-052215	U	1900		4				490		120
NST3-052215G	J	77	U	2.6		0.4		160		19
NST3-052314	U	46	J	16.5		1.6		170		62
NST3-052314G	U	56	U	10.6		3.5	U	160		56
NST3-052813		220	U	4.7		4.7		760		220
NST3-052813G		62	U	16.5		3.6		720		62
NST3-061021	J	43.5	U	9.5				501		24.7
NST3-072512	U	160		16.7		0.2		730		93
NST3-072512G	U	46	J	11		1.2		600		57
NST3-080923		4.4	UJ					860		14.6
NST3-091807G										
NST3-100208	J	620		20.5		8.6		1100		32
NST3-100208G	J	52	J	36.1		1.2		840		59
NST3-100709	U	1000	U	8.5		10.5		1700		1000
NST3-100709G		170	J	24.5		4.9		1000		38
NST3-101620	J	43.6	UJ	8.8				199	J	24.7
NST3-110310	U	250	U	14.1		3.6		2300		250
NST3-110310G	U	77	U	33.2		0.9		550		77
NST3G-031808	U	960		23.1		10.8		1700		460
NST3G-091807	U	310		12		9.9		1900		250
NST4-031524	J	9.8	U					265		32.4
NST4-031808	U	230	U	10		3.1		550		230
NST4-040709										
NST4-040709G	U	20	U	21.2		0.7		100		20
NST4-041619	J	345	UJ					428	J	196
NST4-041718	U	129	U					462		73.2
NST4-042517	U	128	U					42800		1230
NST4-042517-G	J	42.7	U	8.8				159		24.2

Fluorene ug/kg		Gravel %		Hexachlorobenzene ug/kg		Hexachlorobutadiene ug/kg		Hexachlorocyclopentadiene ug/kg		He
SYS_SAMPLE_CODE	INTERPRETED_QUALIFIERS	RESULT_TEXT	INTERPRETED_QUALIFIERS	RESULT_TEXT	INTERPRETED_QUALIFIERS	RESULT_TEXT	INTERPRETED_QUALIFIERS	RESULT_TEXT	INTERPRETED_QUALIFIERS	RESULT_TEXT
NCH-101918-2	J			23.7	U	25	U	206	U	28.2
NCH-111220-1	U			217	U	229	U	1890	U	259
NCH-111220-2	U			151	U	160	U	1320	U	180
NST1-041719	J			23.7	UJ	25	UJ	206	UJ	28.2
NST1-041719-G	J			103		30.9	J	124	U	16.9
NST1-042222	U			40.4	U	14.4	U	73.4	U	10.3
NST1-042222-G	J			40.3	U	14.4	U	73.2	U	10.3
NST1-051023	U			67.4	U	24.1	U	122	U	17.3
NST1-051023-G	U			67.3	U	24	U	122	U	17.2
NST1-102020	J			70.7	U	74.7	U	616	U	84.3
NST1-102020-G	J			23.5	U	24.9	U	205	U	28.1
NST3-031808	U	1.6		380	U	380	U	1900	U	380
NST3-031808G				460	U	460	U	2300	U	460
NST3-040809	U	2.2		50	U	50	U	250	U	50
NST3-040809G	U	1.8		48	U	48	U	240	U	48
NST3-041618	U			22.9	U	24.2	U	199	U	27.2
NST3-041619	J			23.6	UJ	25	UJ	206	UJ	28.2
NST3-050417	U			69.7	U	73.6	U	607	U	83
NST3-051216		8.1		94	U	94	U	470	U	94
NST3-052215	U	6.3		120	U	120	U	580	U	120
NST3-052215G	J	12.3		77	U	77	U	380	U	77
NST3-052314	U	4.6		62	U	62	U	310	U	62
NST3-052314G	U	18.3		56	U	56	U	280	U	56
NST3-052813	U	9.5		220	U	220	U	4300	UJ	220
NST3-052813G	U	12.4		62	U	62	U	1200	U	62
NST3-061021	U			23.7	U	25	U	206	U	28.2
NST3-072512	U	1.5		93	U	93	U	1900	U	93
NST3-072512G	U	8.3		57	U	57	U	1100	U	57
NST3-080923	U			13.5	U	4.8	U	24.4	U	22.8
NST3-091807G				250	U	250	U	1200	U	250
NST3-100208	J	5.6		59	U	59	U	300	U	59
NST3-100208G	U	3.6		59	U	59	U	300	U	59
NST3-100709	U	1.9		1000	U	1000	U	5100	U	1000
NST3-100709G	J	0.9		59	U	59	U	300	U	59
NST3-101620	UJ			23.7	UJ	25	UJ	206	UJ	28.2
NST3-110310	U	11.8		250	U	250	U	1200	U	250
NST3-110310G	U	4		77	U	77	U	380	U	77
NST3G-031808	U	2.3		460	U	460	U	2300	U	460
NST3G-091807	U	0.6		250	U	250	U	1200	U	250
NST4-031524	U			30	U	10.7	U	54.5	U	15.4
NST4-031808	U	6.8		230	U	230	U	1200	U	230
NST4-040709										
NST4-040709G	U	2.6		20	U	20	U	98	U	20
NST4-041619	UJ			187	UJ	198	UJ	1630	UJ	223
NST4-041718	U			70.1	U	74	U	610	U	83.5
NST4-042517				69.6	U	73.6	U	607	U	83
NST4-042517-G	U			23.2	U	24.5	U	202	U	27.6

Dichloroethane ug/kg		HPAH ug/kg		Indeno(1,2,3-Cd)Pyrene ug/kg		Isophorone ug/kg		Lead mg/kg		
SYS_SAMPLE_CODE	INTERPRETED_QUALIFIERS	RESULT_TEXT	INTERPRETED_QUALIFIERS	RESULT_TEXT	INTERPRETED_QUALIFIERS	RESULT_TEXT	INTERPRETED_QUALIFIERS	RESULT_TEXT	INTERPRETED_QUALIFIERS	
NCH-101918-2	U	4211.3	J	172		65.6	J	62.8		930.5
NCH-111220-1	U	13186	J	736	J	355	U			712
NCH-111220-2	U	4304	J	242	J	247	U			424
NST1-041719	UJ	8074	J	331	J	38.7	UJ	76.4		1020.3
NST1-041719-G	U			154		62.2		27.6		
NST1-042222	U	2914		106		11.8	U	70.6		456.1
NST1-042222-G	U	4074.4	J	151		11.8	U	63.7		682.2
NST1-051023	U	3983		207		19.7	U	60.7		603.2
NST1-051023-G	U	4507		211		19.6	U	78.7		674
NST1-102020	U	6278	J	449		116	U	93.4		793
NST1-102020-G	U	4444.9	J	315		38.5	U	52.1		606.5
NST3-031808	U	6910	J	200	J	380	U	75		580
NST3-031808G	U					460	U			
NST3-040809	U	5605		240		50	U	79		488
NST3-040809G	U	5555		240		48	U	69	J	492
NST3-041618	U	1210.3	J	28.9	U	37.4	U	14.4		307.9
NST3-041619	UJ	6017.1	J	200	J	38.7	UJ	72.7		1024.7
NST3-050417	U	4634	J	350		114	U	55.9		390
NST3-051216	U	113500		3700		94	U	26		49780
NST3-052215	U	2350		180		120	U	36		274
NST3-052215G	U	1175	J	100		77	U	15		142
NST3-052314	U	1264		96		62	U	95		74
NST3-052314G	U	943	J	54	J	56	U	17		68
NST3-052813	U	5510	J	390		220	U	65		410
NST3-052813G	U	5280		350		62	U	36	J	395
NST3-061021	U	3112	J	170		38.7	U	33.7		344.1
NST3-072512	U	4590		350		93	U	78		506
NST3-072512G	U	3460		240		57	U	26	J	220
NST3-080923		3880.6	J	210	J	9.5	U	51.5		313.8
NST3-091807G	U					250	U			
NST3-100208	U	5821		360		59	U	92		614
NST3-100208G	U	4540		300		59	U	32		411
NST3-100709	U	8210	J	660	J	1000	U	73		750
NST3-100709G	U	4670		270		59	U	62	J	602
NST3-101620	UJ	1419.2	J	123	J	38.7	UJ	25.6		82.3
NST3-110310	U	10400		440		250	U	79		1140
NST3-110310G	U	2730		170		77	U	24		200
NST3G-031808	U	6500	J	460	U	460	U	68		570
NST3G-091807	U	9000		480		250	U	78		640
NST4-031524	U	1937		102		21.2	U	141		327.7
NST4-031808	U	1990	J	230	U	230	U	87		180
NST4-040709								110		
NST4-040709G	U	532		42		20	U	42	J	37
NST4-041619	UJ	3872	J	372	J	306	UJ	407		791
NST4-041718	U	2969	J	168	J	115	U	285		940
NST4-042517	U	360160		16600		114	U	219		79127
NST4-042517-G	UJ	1150.1	J	98.1		37.9	U	69.9		66.1

LPAH ug/kg		Medium Sand %		Medium Silt %		Mercury mg/kg		Motor Oil Range mg/kg		
SYS_SAMPLE_CODE	INTERPRETED_QUALIFIERS	RESULT_TEXT	INTERPRETED_QUALIFIERS	RESULT_TEXT	INTERPRETED_QUALIFIERS	RESULT_TEXT	INTERPRETED_QUALIFIERS	RESULT_TEXT	INTERPRETED_QUALIFIERS	RESULT_TEXT
NCH-101918-2	J	3.3				0.0635				219
NCH-111220-1	J									240
NCH-111220-2	J									168
NST1-041719	J					0.117				67.8
NST1-041719-G		18.6				0.0573				20.9
NST1-042222	J	2.8				0.113				34
NST1-042222-G	J	4.6				0.165	J			35.9
NST1-051023	J	4.2				0.118				70.1
NST1-051023-G	J	1.4				0.121				70.1
NST1-102020	J					0.125				78.3
NST1-102020-G	J	12.4				0.0655				43.5
NST3-031808		5.7		21.3		0.7				380
NST3-031808G										
NST3-040809		8.2		13.8		0.09	J	8200		50
NST3-040809G		5.9		17		0.09	J	8100		48
NST3-041618	J					0.0328	U			25.3
NST3-041619	J	15.6				0.142				109
NST3-050417		24.5				0.05582	J			77.2
NST3-051216	J	22.7				0.03	U	570		1000
NST3-052215	J	17.6				0.06		2500		40
NST3-052215G	J	16.9		1.3		0.03		780		27
NST3-052314		34.7		2.9		0.12		1600		62
NST3-052314G		28.3		3.5	U	0.03	U	500		56
NST3-052813		8.6		10.8		0.09		5000		220
NST3-052813G	J	7.7		6.6		0.08		1400		38
NST3-061021	J	21.2				0.47	U			53.4
NST3-072512	J	47.7		1.1		0.07		950		46
NST3-072512G		19.4		1.8		0.02	U	1200		57
NST3-080923	J					0.0718				44.5
NST3-091807G										
NST3-100208	J	9.7		12.3		0.1		5200		59
NST3-100208G	J	37.2		2.1		0.05	U	1200		59
NST3-100709	J	7.5		12.4		0.09	J	1900		1000
NST3-100709G	J	10.7		9		0.18	J	2400	J	59
NST3-101620	J	15.8				0.0312				26.2
NST3-110310	J	13.9		6.2		0.09		4900		140
NST3-110310G		33.8		1.5		0.03	U	930		77
NST3G-031808		8.6		16.7		0.1				460
NST3G-091807		5.4		14.9		0.13		4300		250
NST4-031524	J					0.0907	J			82.2
NST4-031808	J	28.6		3.6		0.07	U			230
NST4-040709						0.2	UJ			
NST4-040709G		50.6		0.6		0.05	UJ	130		20
NST4-041619						0.104	UJ			208
NST4-041718	J					0.185	U			77.6
NST4-042517						0.1553				702
NST4-042517-G	J	48.1				0.03071				25.7

Appendix B: All Data for Prioritization

Naphthalene ug/kg		Nitrobenzene ug/kg		N-Nitroso-Di-N-Propylamine ug/kg		N-Nitrosodiphenylamine ug/kg		Pentachlorophenol ug/kg		
SYS_SAMPLE_CODE	INTERPRETED_QUALIFIERS	RESULT_TEXT	INTERPRETED_QUALIFIERS	RESULT_TEXT	INTERPRETED_QUALIFIERS	RESULT_TEXT	INTERPRETED_QUALIFIERS	RESULT_TEXT	INTERPRETED_QUALIFIERS	RESULT_TEXT
NCH-101918-2		39.7	U	53.9	U	47.8	U	259	J	557
NCH-111220-1	U	364	U	494	U	438	U	1430	U	712
NCH-111220-2	U	254	U	345	U	305	U	999	U	424
NST1-041719	J	39.7	UJ	54	UJ	47.8	UJ	156	UJ	648
NST1-041719-G	J	36.1	J	32.3	U	28.6	U	93.6	U	259
NST1-042222	J	21.7	U	22.3	U	162	J	93.7	U	316
NST1-042222-G	J	21.7	U	22.3	U	117	J	93.5	U	475
NST1-051023	J	36.2	U	37.3	U	26.6	UJ	156	U	426
NST1-051023-G	J	36.2	U	37.2	U	26.6	UJ	156	U	434
NST1-102020	U	119	U	161	U	235	J	467	U	579
NST1-102020-G	J	39.5	U	53.6	U	107		155	U	387
NST3-031808	U	380	U	1900	U	380	U	1900	U	580
NST3-031808G		460	U	2300	U	460	U	2300	U	
NST3-040809	U	50	U	250	U	50	U	250	U	420
NST3-040809G	U	48	U	240	U	48	U	240	U	420
NST3-041618	U	38.3	U	52.1	U	46.1	U	151	U	66.9
NST3-041619	J	39.7	UJ	53.9	UJ	47.7	UJ	156	UJ	564
NST3-050417	U	117	U	159	UJ	141	U	460	U	390
NST3-051216		94	U	94	U	94	U	470	UJ	32000
NST3-052215	J	120	U	120	U	120	U	580	U	200
NST3-052215G	J	77	U	77	U	77	U	380	U	77
NST3-052314	U	62	U	62	U	62	U	310	U	74
NST3-052314G	U	56	U	56	U	56	U	280	U	68
NST3-052813	U	220	U	220	U	220	U	2200	U	410
NST3-052813G	J	62	U	62	U	62	U	620	U	310
NST3-061021	J	39.7	U	53.9	U	47.8	U	156	U	228
NST3-072512	J	93	U	93	U	93	U	930	UJ	390
NST3-072512G	U	57	U	57	U	57	U	570	UJ	220
NST3-080923		7.2	U	7.4	U	5.3	UJ	31.2	U	215
NST3-091807G		250	U	1200	U	250	U	1200	U	
NST3-100208	U	59	U	300	U	59	U	300	U	530
NST3-100208G	U	59	U	300	U	59	U	300	U	360
NST3-100709	U	1000	U	5100	U	1000	U	5100	U	750
NST3-100709G	U	59	U	300	U	59	U	300	U	470
NST3-101620	UJ	39.7	UJ	54	UJ	47.8	UJ	156	UJ	82.3
NST3-110310	J	250	U	250	U	250	U			1000
NST3-110310G	U	77	U	77	U	77	U	380	U	200
NST3G-031808	U	460	U	2300	U	460	U	2300	U	570
NST3G-091807	U	250	U	1200	U	250	U	1200	U	640
NST4-031524		16.1	U	16.6	U	11.8	U	69.6	U	127
NST4-031808	U	230	U	1200	U	230	U	1200	U	180
NST4-040709										
NST4-040709G	U	20	U	98	U	20	U	98	U	37
NST4-041619	UJ	314	UJ	427	UJ	378	UJ	1240	UJ	185
NST4-041718	U	118	U	160	U	141	U	463	U	200
NST4-042517		117	UJ	159	U	141	U	460	U	7210
NST4-042517-G	U	38.9	U	52.8	UJ	46.8	U	153	U	66.1

Phenanthrene ug/kg		Phenol ug/kg		Polychlorinated Biphenyls ug/kg		Pyrene ug/kg		TEQ ng/kg		
SYS_SAMPLE_CODE	INTERPRETED_QUALIFIERS	RESULT_TEXT	INTERPRETED_QUALIFIERS	RESULT_TEXT	INTERPRETED_QUALIFIERS	RESULT_TEXT	INTERPRETED_QUALIFIERS	RESULT_TEXT	INTERPRETED_QUALIFIERS	RESULT_TEXT
NCH-101918-2		128		214.7		1070				
NCH-111220-1	J	377	U	280.5		2670				
NCH-111220-2	J	263	U	190.5		878				
NST1-041719	J	124	J	162.3	J	1740	J			
NST1-041719-G		53.8	J			667				
NST1-042222		70.6		276.4	J	609				
NST1-042222-G		61.1		431.9		844				
NST1-051023		157		170.6	J	577				
NST1-051023-G		62.8	U	188.2	J	722				
NST1-102020		123	U	233		1190				
NST1-102020-G		102		77.9		912				
NST3-031808		380	U	990	U	1100				59.8
NST3-031808G		470								
NST3-040809		75	J	26		1500				50.5
NST3-040809G		140	J	26		1400				54.4
NST3-041618	J	39.7	U	17.6	U	166				
NST3-041619	J	357	J	20	U	1440	J			
NST3-050417		334		68.5		679				
NST3-051216		94	U	19	U	27000				
NST3-052215		160	J	19	U	450				
NST3-052215G		77	U	17	U	160				
NST3-052314		43	J	19	U	180				10.8
NST3-052314G		56	U	17	U	140				3.5
NST3-052813		2900	J	30	J	980				33.7
NST3-052813G		81		47	J	830				27.1
NST3-061021		854		19.8	U	522				
NST3-072512		250		22	J	690				7.8
NST3-072512G		57	U	17	U	560				8.9
NST3-080923		81.1		46.7		831				
NST3-091807G		250	U							
NST3-100208		70		20	U	910				39.4
NST3-100208G		59	U	20	U	670				8.1
NST3-100709	J	1000	U	54		1100				53.2
NST3-100709G		59	U	108		620				32.8
NST3-101620	J	41.1	UJ	20	U	205	J			
NST3-110310	J	250	U	57		1700				29.5
NST3-110310G		77	U	20	U	370				5.1
NST3G-031808		470		970	U	1000				49.2
NST3G-091807		250	U	50		1100				51.9
NST4-031524		9.8	U	60.7	J	295				
NST4-031808	J	230	U	900	U	330				17.5
NST4-040709				37	U					
NST4-040709G		20	U	20	U	74				4.8
NST4-041619	UJ	325	UJ	866	J	470	J			
NST4-041718	J	126	J	180.4		523				
NST4-042517		121	U	94.3		54400				
NST4-042517-G	J	40.3	U	18.2	U	180				

Appendix B: All Data for Prioritization

Total Fines %		Total Organic Carbon %		Very Coarse Sand %		Very Fine Sand %		Very Fine Silt %		
SYS_SAMPLE_CODE	INTERPRETED_QUALIFIERS	RESULT_TEXT	INTERPRETED_QUALIFIERS	RESULT_TEXT	INTERPRETED_QUALIFIERS	RESULT_TEXT	INTERPRETED_QUALIFIERS	RESULT_TEXT	INTERPRETED_QUALIFIERS	RESULT_TEXT
NCH-101918-2		11.5		0.2		19.4				1120
NCH-111220-1										
NCH-111220-2										
NST1-041719		1.51								713
NST1-041719-G		1.79		11.1		7.1				207
NST1-042222		10.3		1.4		7.1				722
NST1-042222-G		6.97		2.6		6.2				552
NST1-051023		13.3	J	3.2		7.5				821
NST1-051023-G		9.97	J	0.6		6.4				709
NST1-102020		8.62								792
NST1-102020-G		4.01		8.5		9.1				430
NST3-031808		8.18		3		15.3		6.8		705
NST3-031808G										
NST3-040809		6.86		4.8		15.4		5.7		836
NST3-040809G		6.52		4.1		17.2		5.1		766
NST3-041618		3.27	J							169
NST3-041619		9.61		9		6.3				463
NST3-050417		12.3		10.7		8.1				605
NST3-051216		2.49		14.5		6.1				228
NST3-052215		5.1		14.4		5.2				358
NST3-052215G		1.15		16.1		1.2		1		191
NST3-052314		1.77		8.1		4.4		1.2		1300
NST3-052314G		3.57		15		1.7		3.5	U	158
NST3-052813		5.91		9.1		26.5		2.5		508
NST3-052813G		4.3	J	9.8		18.8		2.5		1760
NST3-061021		12.3		13.8		7				372
NST3-072512		4.82		3.6		1.5		0.5		671
NST3-072512G		4.57		20.8		6.1		0.7		389
NST3-080923		11.1								473
NST3-091807G										
NST3-100208		13.3		5.2		14.2		4.6		823
NST3-100208G		4.49		2.1		6.1		0.7		289
NST3-100709		10.2		8.2		19.1		6.6		870
NST3-100709G		6.02		4.4		21.7		2.3		645
NST3-101620		3.89		13.8		3.5				248
NST3-110310		12.6		10.3		9.5		2.3		974
NST3-110310G		4.4		4.1		6.7		0.6		356
NST3G-031808		8.12		4		7.3		6.6		657
NST3G-091807		5.86		5.2		19.7		6		741
NST4-031524		5.42								199
NST4-031808		4.48		9.1		3.9		2.8		274
NST4-040709										309
NST4-040709G		4.07		3.2		2.1		0.7		107
NST4-041619		7								434
NST4-041718		3.72	J							300
NST4-042517		4.75								208
NST4-042517-G		0.89		6.5		2.6				95.7

Zinc mg/kg	
SYS_SAMPLE_CODE	INTERPRETED_QUALIFIERS
NCH-101918-2	
NCH-111220-1	
NCH-111220-2	
NST1-041719	
NST1-041719-G	
NST1-042222	
NST1-042222-G	
NST1-051023	
NST1-051023-G	
NST1-102020	
NST1-102020-G	
NST3-031808	
NST3-031808G	
NST3-040809	
NST3-040809G	J
NST3-041618	
NST3-041619	
NST3-050417	
NST3-051216	
NST3-052215	
NST3-052215G	
NST3-052314	
NST3-052314G	
NST3-052813	
NST3-052813G	
NST3-061021	
NST3-072512	
NST3-072512G	
NST3-080923	
NST3-091807G	
NST3-100208	
NST3-100208G	
NST3-100709	
NST3-100709G	J
NST3-101620	
NST3-110310	
NST3-110310G	J
NST3G-031808	
NST3G-091807	
NST4-031524	
NST4-031808	
NST4-040709	
NST4-040709G	J
NST4-041619	
NST4-041718	
NST4-042517	
NST4-042517-G	

SYS_SAMPLE_CODE	SYS_LOC_CO DE	X_COORD	Y_COORD	SAMPLE_DATE	Loc_Group_Code	LOC_DESC
NST4-051216	NST4	1280697.585	190890.739	5/12/2016	S Norfolk St CSO/PS17 EOF/SD	S Norfolk St at SE corner KC Airport
NST4-051216G	NST4	1280697.585	190890.739	5/12/2016	S Norfolk St CSO/PS17 EOF/SD	S Norfolk St at SE corner KC Airport
NST4-052115	NST4	1280697.585	190890.739	5/21/2015	S Norfolk St CSO/PS17 EOF/SD	S Norfolk St at SE corner KC Airport
NST4-052115G	NST4	1280697.585	190890.739	5/21/2015	S Norfolk St CSO/PS17 EOF/SD	S Norfolk St at SE corner KC Airport
NST4-052813	NST4	1280697.585	190890.739	5/28/2013	S Norfolk St CSO/PS17 EOF/SD	S Norfolk St at SE corner KC Airport
NST4-052813G	NST4	1280697.585	190890.739	5/28/2013	S Norfolk St CSO/PS17 EOF/SD	S Norfolk St at SE corner KC Airport
NST4-063014	NST4	1280697.585	190890.739	6/30/2014	S Norfolk St CSO/PS17 EOF/SD	S Norfolk St at SE corner KC Airport
NST4-063014G	NST4	1280697.585	190890.739	6/30/2014	S Norfolk St CSO/PS17 EOF/SD	S Norfolk St at SE corner KC Airport
NST4-071223	NST4	1280697.585	190890.739	7/12/2023	S Norfolk St CSO/PS17 EOF/SD	S Norfolk St at SE corner KC Airport
NST4-072412	NST4	1280697.585	190890.739	7/24/2012	S Norfolk St CSO/PS17 EOF/SD	S Norfolk St at SE corner KC Airport
NST4-072412G	NST4	1280697.585	190890.739	7/24/2012	S Norfolk St CSO/PS17 EOF/SD	S Norfolk St at SE corner KC Airport
NST4-091807G	NST4	1280697.585	190890.739	9/18/2007	S Norfolk St CSO/PS17 EOF/SD	S Norfolk St at SE corner KC Airport
NST4-100709	NST4	1280697.585	190890.739	10/7/2009	S Norfolk St CSO/PS17 EOF/SD	S Norfolk St at SE corner KC Airport
NST4-100709G	NST4	1280697.585	190890.739	10/7/2009	S Norfolk St CSO/PS17 EOF/SD	S Norfolk St at SE corner KC Airport
NST4-100808	NST4	1280697.585	190890.739	10/8/2008	S Norfolk St CSO/PS17 EOF/SD	S Norfolk St at SE corner KC Airport
NST4-100808G	NST4	1280697.585	190890.739	10/8/2008	S Norfolk St CSO/PS17 EOF/SD	S Norfolk St at SE corner KC Airport
NST4-102020	NST4	1280697.585	190890.739	10/20/2020	S Norfolk St CSO/PS17 EOF/SD	S Norfolk St at SE corner KC Airport
NST4-110922	NST4	1280697.585	190890.739	11/9/2022	S Norfolk St CSO/PS17 EOF/SD	S Norfolk St at SE corner KC Airport
NST4-111510	NST4	1280697.585	190890.739	11/15/2010	S Norfolk St CSO/PS17 EOF/SD	S Norfolk St at SE corner KC Airport
NST4-111510-G	NST4	1280697.585	190890.739	11/15/2010	S Norfolk St CSO/PS17 EOF/SD	S Norfolk St at SE corner KC Airport
NST4-112421	NST4	1280697.585	190890.739	11/24/2021	S Norfolk St CSO/PS17 EOF/SD	S Norfolk St at SE corner KC Airport
NST4G-091807	NST4	1280697.585	190890.739	9/18/2007	S Norfolk St CSO/PS17 EOF/SD	S Norfolk St at SE corner KC Airport
NST5-031524	NSt5	1279322.049	190882.618	3/15/2024	S Norfolk St CSO/PS17 EOF/SD	E Marginal Wy S at S Norfolk St
NST5-031808	NST5	1279322.049	190882.618	3/18/2008	S Norfolk St CSO/PS17 EOF/SD	E Marginal Wy S at S Norfolk St
NST5-040809	NST5	1279322.049	190882.618	4/8/2009	S Norfolk St CSO/PS17 EOF/SD	E Marginal Wy S at S Norfolk St
NST5-041223	NST5	1279322.049	190882.618	4/12/2023	S Norfolk St CSO/PS17 EOF/SD	E Marginal Wy S at S Norfolk St
NST5-041619	NST5	1279322.049	190882.618	4/16/2019	S Norfolk St CSO/PS17 EOF/SD	E Marginal Wy S at S Norfolk St
NST5-042222	NST5	1279322.049	190882.618	4/22/2022	S Norfolk St CSO/PS17 EOF/SD	E Marginal Wy S at S Norfolk St
NST5-042517	NST5	1279322.049	190882.618	5/1/2017	S Norfolk St CSO/PS17 EOF/SD	E Marginal Wy S at S Norfolk St
NST5-050916	NST5	1279322.049	190882.618	5/9/2016	S Norfolk St CSO/PS17 EOF/SD	E Marginal Wy S at S Norfolk St
NST5-051815	NST5	1279322.049	190882.618	5/18/2015	S Norfolk St CSO/PS17 EOF/SD	E Marginal Wy S at S Norfolk St
NST5-052813	NST5	1279322.049	190882.618	5/28/2013	S Norfolk St CSO/PS17 EOF/SD	E Marginal Wy S at S Norfolk St
NST5-063014	NST5	1279322.049	190882.618	6/30/2014	S Norfolk St CSO/PS17 EOF/SD	E Marginal Wy S at S Norfolk St
NST5-100208	NST5	1279322.049	190882.618	10/2/2008	S Norfolk St CSO/PS17 EOF/SD	E Marginal Wy S at S Norfolk St
NST5-100709	NST5	1279322.049	190882.618	10/7/2009	S Norfolk St CSO/PS17 EOF/SD	E Marginal Wy S at S Norfolk St
NST5-101620	NST5	1279322.049	190882.618	10/16/2020	S Norfolk St CSO/PS17 EOF/SD	E Marginal Wy S at S Norfolk St
NST5-110310	NST5	1279322.049	190882.618	11/3/2010	S Norfolk St CSO/PS17 EOF/SD	E Marginal Wy S at S Norfolk St
NST5-112421	NST5	1279322.049	190882.618	11/24/2021	S Norfolk St CSO/PS17 EOF/SD	E Marginal Wy S at S Norfolk St
RCB100-070512	RCB100	1276729.3	218424.9	7/5/2012	Diagonal Ave S CSO/SD	CB at entrance to Ralph's concrete
RCB100-111406	RCB100	1276729.3	218424.9	11/14/2006	Diagonal Ave S CSO/SD	CB at entrance to Ralph's concrete
RCB10-031504	RCB10	1277039.918	218100.417	3/15/2004	Diagonal Ave S CSO/SD	Rainier Ave S at S Massachusetts St
RCB108-033007	RCB108	1273171.289	200354.866	3/30/2007	I-5 SD at Slip 4	Ellis Ave S at S Myrtle
RCB109-080910	RCB109	1270438.599	198969.873	8/9/2010	2nd Ave S SD	2nd Ave S at S Webster St
RCB110-052507	RCB110	1270370.022	198640.88	5/25/2007	2nd Ave S SD	2nd Ave S at PACO Yard #3
RCB110-060710	RCB110	1270370.022	198640.88	6/7/2010	2nd Ave S SD	2nd Ave S at PACO Yard #3
RCB116-111607	RCB116	1279420.875	198373.218	11/16/2007	S Norfolk St CSO/PS17 EOF/SD	Military Rd S at S Austin St
RCB118-111607	RCB118	1279583.6	197877.2	11/16/2007	S Norfolk St CSO/PS17 EOF/SD	30th Ave S at S Portland St

CHEMICAL_NAME RESULT_UNIT			>10 Phi Clay %	1,2,4-Trichlorobenzene ug/kg	1,2-Dichlorobenzene ug/kg	1,3-Dichlorobenzene ug/kg	1,4
SYS_SAMPLE_CODE	SAMPLE_METHOD	LOC_MAJ OR_BASIS N	RESULT_TEXT INTERPRETED_QUALIFIERS	RESULT_TEXT INTERPRETED_QUALIFIERS	RESULT_TEXT INTERPRETED_QUALIFIERS	RESULT_TEXT INTERPRETED_QUALIFIERS	RESULT_TEXT
NST4-051216	SedTrap	MS4		100 U	100 U	100 U	100
NST4-051216G	Grab-Manual	MS4		56 U	56 U	56 U	56
NST4-052115	SedTrap	MS4		120 U	120 U	120 U	120
NST4-052115G	Grab-Manual	MS4	5.8	19 U	19 U	19 U	19
NST4-052813	SedTrap	MS4					
NST4-052813G	Grab-Manual	MS4	1.9	19 U	19 U	19 U	19
NST4-063014	SedTrap	MS4		330 U	330 U	330 U	330
NST4-063014G	Grab-Manual	MS4	1.2	20 U	20 U	20 U	20
NST4-071223	SedTrap	MS4					
NST4-072412	SedTrap	MS4					
NST4-072412G	Grab-Manual	MS4	1	19 U	19 U	19 U	19
NST4-091807G	SedTrap	MS4		20 U	20 U	20 U	20
NST4-100709	SedTrap	MS4					
NST4-100709G	Grab-Manual	MS4	0.7	59 U	59 U	59 U	59
NST4-100808	SedTrap	MS4					
NST4-100808G	Grab-Manual	MS4	0.7	20 U	20 U	20 U	20
NST4-102020	SedTrap	MS4					
NST4-110922	SedTrap	MS4		3.6 U	2.4 U	3.1 U	3.1
NST4-111510	SedTrap	MS4		400 U	400 U	400 U	740
NST4-111510-G	Grab-Manual	MS4	1.1	20 U	20 U	20 U	31
NST4-112421	SedTrap	MS4		3.6 U	2.4 U	3.1 U	3.1
NST4G-091807	Grab-Manual	MS4	1.1	20 U	20 U	20 U	20
NST5-031524	SedTrap	Non-MS4		6.1 U	4.4 U	2.2 U	4.5
NST5-031808	SedTrap	Non-MS4		210 U	210 U	210 U	210
NST5-040809	SedTrap	Non-MS4					
NST5-041223	SedTrap	Non-MS4		5.1 J	5.5 J	3.1 U	11.6
NST5-041619	SedTrap	Non-MS4					
NST5-042222	SedTrap	Non-MS4					
NST5-042517	SedTrap	Non-MS4		92.7 U	72.5 U	78.9 U	68.3
NST5-050916	SedTrap	Non-MS4					
NST5-051815	SedTrap	Non-MS4					
NST5-052813	SedTrap	Non-MS4		180 U	180 U	180 U	180
NST5-063014	SedTrap	Non-MS4					
NST5-100208	SedTrap	Non-MS4					
NST5-100709	SedTrap	Non-MS4					
NST5-101620	SedTrap	Non-MS4					
NST5-110310	SedTrap	Non-MS4		1200 U	1200 U	1200 U	1200
NST5-112421	SedTrap	Non-MS4		3.6 U	2.4 U	3.1 U	3.1
RCB100-070512	Grab-Manual	MS4	0.8	34 U	34 U	34 U	34
RCB100-111406	Grab-Manual	MS4	0.7	300	300 U	300 U	300
RCB10-031504	Grab-Manual	MS4	2	1200 U	1200 U	1200 U	1200
RCB108-033007	Grab-Manual	MS4					
RCB109-080910	Grab-Manual	MS4	0.9	190 U	190 U	190 U	190
RCB110-052507	Grab-Manual	MS4	0.6	140 U	140 U	140 U	140
RCB110-060710	Grab-Manual	MS4	2.5	160 U	160 U	160 U	160
RCB116-111607	Grab-Manual	MS4	0.4	60 U	60 U	60 U	60
RCB118-111607	Grab-Manual	MS4	0.8	60 U	60 U	60 U	60

Dichlorobenzene ug/kg		1-Methylnaphthalene ug/kg		2,2'-Oxybis(1-chloropropane) ug/kg		2,4,5-Trichlorophenol ug/kg		2,4,6-Trichlorophenol ug/kg		2,4
SYS_SAMPLE_CODE	INTERPRETED_QUALIFIERS	RESULT_TEXT	INTERPRETED_QUALIFIERS	RESULT_TEXT	INTERPRETED_QUALIFIERS	RESULT_TEXT	INTERPRETED_QUALIFIERS	RESULT_TEXT	INTERPRETED_QUALIFIERS	RESULT_TEXT
NST4-051216	U	100	U	100	U	520	U	520	U	520
NST4-051216G	U	56	U	56	U	280	U	280	U	280
NST4-052115	U	120	U	120	U	580	U	580	U	580
NST4-052115G	U	9.4	J	19	U	94	U	94	U	94
NST4-052813										
NST4-052813G	U	11	J	19	U	96	U	96	U	190
NST4-063014	U	330	U	330	U	1600	U	1600	U	1600
NST4-063014G	U	20	U	20	U	98	U	98	U	98
NST4-071223										
NST4-072412										
NST4-072412G	U	15	J	19	U	94	U	94	U	190
NST4-091807G	U			20	U	99	U	99	U	99
NST4-100709										
NST4-100709G	U	59	U	59	U	300	U	300	U	300
NST4-100808										
NST4-100808G	U			20	U	97	U	97	U	97
NST4-102020										
NST4-110922	U	14.8	J	3.4	U	25.7	U	9	U	15.3
NST4-111510	J	400	U	400	U	2000	U	2000	U	2000
NST4-111510-G	U	20	U	20	U	100	U	100	U	100
NST4-112421	U	46.3		3.4	U	25.7	U	9	U	15.3
NST4G-091807	U			20	U	99	U	99	U	99
NST5-031524	U	5.3	J	2.4	U	18.3	U	6.4	U	10.9
NST5-031808	U			210	U	1100	U	1100	U	1100
NST5-040809										
NST5-041223	J	78		3.4	U	25.7	U	9	U	15.3
NST5-041619										
NST5-042222										
NST5-042517	U	92.6	U	88.2	U	418	U	395	U	498
NST5-050916										
NST5-051815										
NST5-052813	U	180	U	180	U	880	U	880	U	1800
NST5-063014										
NST5-100208										
NST5-100709										
NST5-101620										
NST5-110310	U	1200	U	1200	U	5700	U	5700	U	5700
NST5-112421	U	46.1		3.4	U	25.7	U	9	U	15.3
RCB100-070512	U	50		34	U	170	U	170	U	340
RCB100-111406				300	U	1500	U	1500	U	1500
RCB10-031504	U			1200	U	5800	U	5800	U	3500
RCB108-033007										
RCB109-080910	U	150	J	190	U	950	U	950	U	950
RCB110-052507	U			140	U	700	U	700	U	700
RCB110-060710	U	160	U	160	U	780	U	780	U	780
RCB116-111607	U			60	U	300	U	300	U	300
RCB118-111607	U			60	U	300	U	300	U	300

l-Dichlorophenol ug/kg		2,4-Dimethylphenol ug/kg		2,4-Dinitrophenol ug/kg		2,4-Dinitrotoluene ug/kg		2,6-Dinitrotoluene ug/kg		2-C
SYS_SAMPLE_CODE	INTERPRETED_QUALIFIERS	RESULT_TEXT	INTERPRETED_QUALIFIERS	RESULT_TEXT	INTERPRETED_QUALIFIERS	RESULT_TEXT	INTERPRETED_QUALIFIERS	RESULT_TEXT	INTERPRETED_QUALIFIERS	RESULT_TEXT
NST4-051216	U	520	U	1000	U	520	U	520	U	100
NST4-051216G	U	280	U	560	U	280	U	280	U	56
NST4-052115	UJ	580	U	1200	U	580	U	580	U	120
NST4-052115G	U	94	U	190	U	94	U	94	U	19
NST4-052813										
NST4-052813G	U	38	U	820	U	96	U	96	U	19
NST4-063014	U	1600	U	3300	UJ	1600	U	1600	U	330
NST4-063014G	U	98	U	200	UJ	98	U	98	U	20
NST4-071223										
NST4-072412										
NST4-072412G	U	38	U	800	UJ	94	U	94	U	19
NST4-091807G	U	20	U	200	U	99	U	99	U	20
NST4-100709										
NST4-100709G	U	59	U	590	U	300	U	300	U	59
NST4-100808										
NST4-100808G	U	20	U	200	U	97	U	97	U	20
NST4-102020										
NST4-110922	U	3.8	U	33.8	U	16.2	U	20.5	U	8
NST4-111510	U	400	U	4000	U	2000	U	2000	U	400
NST4-111510-G	U	20	U	200	U	100	U	100	U	20
NST4-112421	U	3.8	U	33.8	U	16.2	U	20.4	U	7.9
NST4G-091807	U	20	U	200	U	99	U	99	U	20
NST5-031524	U			24.1	U	11.6	U	14.6	U	5.7
NST5-031808	U	210	U	2100	U	1100	U	1100	U	210
NST5-040809										
NST5-041223	U	3.8	U	33.8	U	16.2	U	20.5	U	7.9
NST5-041619										
NST5-042222										
NST5-042517	U	417	U	642	U	356	U	415	U	69.1
NST5-050916										
NST5-051815										
NST5-052813	U	350	U	7500	UJ	880	U	880	U	180
NST5-063014										
NST5-100208										
NST5-100709										
NST5-101620										
NST5-110310	U	1200	U	12000	U	5700	U	5700	U	1200
NST5-112421	U	3.8	U	33.8	U	16.2	U	73.5	J	7.9
RCB100-070512	UJ	67	U	1400	UJ	170	U	170	U	34
RCB100-111406		300		3000	U	1500	U	1500	U	300
RCB10-031504	U	1200	U	12000	U	5800	U	5800	U	1200
RCB108-033007										
RCB109-080910	U	190	U	1900	UJ	950	U	950	U	190
RCB110-052507	U	140	U	1400	U	6400		700	U	140
RCB110-060710	U	160	U	1600	U	9300		310	J	160
RCB116-111607	U	60	U	600	U	300	U	300	U	60
RCB118-111607	U	60	U	600	U	300	U	300	U	60

nloronaphthalene ug/kg		2-Chlorophenol ug/kg		2-Methylnaphthalene ug/kg		2-Methylphenol ug/kg		2-Nitroaniline ug/kg		
SYS_SAMPLE_CODE	INTERPRETED_QUALIFIERS	RESULT_TEXT	INTERPRETED_QUALIFIERS	RESULT_TEXT	INTERPRETED_QUALIFIERS	RESULT_TEXT	INTERPRETED_QUALIFIERS	RESULT_TEXT	INTERPRETED_QUALIFIERS	RESULT_TEXT
NST4-051216	U	100	U	100	U	100	U	520	U	100
NST4-051216G	U	56	U	34	J	56	U	280	U	56
NST4-052115	U	120	U	46	J	120	U	580	U	120
NST4-052115G	U	19	U	18	J	19	U	94	U	19
NST4-052813										
NST4-052813G	U	19	U	16	J	19	U	96	U	96
NST4-063014	U	330	U	330	U	330	U	1600	U	330
NST4-063014G	U	20	U	14	J	20	U	98	U	20
NST4-071223										
NST4-072412										
NST4-072412G	U	19	U	25		19	U	94	U	94
NST4-091807G	U	20	U	20	U	20	U	99	U	99
NST4-100709										
NST4-100709G	U	59	U	37	J	59	U	300	U	300
NST4-100808										
NST4-100808G	U	20	U	20	U	20	U	97	U	97
NST4-102020										
NST4-110922	U	13.8	U	22		6.7	U	16.4	U	4.9
NST4-111510	U	400	U	400	U	400	U	2000	U	400
NST4-111510-G	U	20	U	20	U	20	U	100	U	20
NST4-112421	U	13.8	U	59.4		10.6	J	16.4	U	4.9
NST4G-091807	U	20	U	20	U	20	U	99	U	99
NST5-031524	U	9.9	U	13.7	J	4.7	U	11.7	U	3.5
NST5-031808	U	210	U	210	U	210	U	1100	U	1100
NST5-040809										
NST5-041223	U	13.8	U	87.3		16.5	J	16.4	U	4.9
NST5-041619										
NST5-042222										
NST5-042517	U	101	U	88.2	U	122	U	470	UJ	108
NST5-050916										
NST5-051815										
NST5-052813	U	180	U	180	U	180	U	880	U	880
NST5-063014										
NST5-100208										
NST5-100709										
NST5-101620										
NST5-110310	U	1200	U	1200	U	1200	U	5700	U	1200
NST5-112421	U	13.8	U	65.4		6.6	U	16.4	U	4.9
RCB100-070512	U	34	U	86		34	U	170	U	170
RCB100-111406	U	300	U	290		300		1500	U	1500
RCB10-031504	U	1200	U	1200	U	1200	U	5800	U	5800
RCB108-033007										
RCB109-080910	U	190	U	190		190	U	950	U	190
RCB110-052507	U	140	U	140	U	140	U	700	U	700
RCB110-060710	U	160	U	160	U	160	U	780	U	160
RCB116-111607	U	60	U	60	U	60	U	300	U	300
RCB118-111607	U	60	U	60	U	60	U	300	U	300

2-Nitrophenol ug/kg		3,3'-Dichlorobenzidine ug/kg		3-Nitroaniline ug/kg		4,6-Dinitro-2-Methylphenol ug/kg		4-Bromophenyl Phenyl Ether ug/kg		4-Chloro
SYS_SAMPLE_CODE	INTERPRETED_QUALIFIERS	RESULT_TEXT	INTERPRETED_QUALIFIERS	RESULT_TEXT	INTERPRETED_QUALIFIERS	RESULT_TEXT	INTERPRETED_QUALIFIERS	RESULT_TEXT	INTERPRETED_QUALIFIERS	RESULT_TEXT
NST4-051216	U	520	U	520	U	1000	U	100	U	520
NST4-051216G	U	280	UJ	280	UJ	560	U	56	U	280
NST4-052115	U	580	R	580	U	1200	U	120	U	580
NST4-052115G	U	94	U	94	U	190	U	19	U	94
NST4-052813										
NST4-052813G	U	140	U	96	U	190	U	19	U	96
NST4-063014	U	1600	U	1600	U	3300	U	330	U	1600
NST4-063014G	U	98	U	98	U	200	U	20	U	98
NST4-071223										
NST4-072412										
NST4-072412G	U	140	UJ	94	U	190	U	19	U	94
NST4-091807G	U	99	U	99	U	200	U	20	U	99
NST4-100709										
NST4-100709G	U	300	U	300	U	590	U	59	U	300
NST4-100808										
NST4-100808G	U	97	U	97	U	200	U	20	U	97
NST4-102020										
NST4-110922	U	7.1	U	22.3	U	38	U	17	U	12.4
NST4-111510	U	2000	U	2000	U	4000	U	400	U	2000
NST4-111510-G	U	100	U	100	U	200	U	20	U	100
NST4-112421	U	7.1	U	22.2	U	37.9	U	17	U	12.4
NST4G-091807	U	99	U	99	U	200	U	20	U	99
NST5-031524	U	5.1	U	15.9	U	27.1	U	12.1	U	8.8
NST5-031808	U	1100	U	1100	U	2100	U	210	U	1100
NST5-040809										
NST5-041223	U	7.1	U	22.2	U	37.9	U	17	U	12.4
NST5-041619										
NST5-042222										
NST5-042517	U	485	UJ	586	UJ	786	U	94.4	U	450
NST5-050916										
NST5-051815										
NST5-052813	U	1300	UJ	880	UJ	1800	U	180	U	880
NST5-063014										
NST5-100208										
NST5-100709										
NST5-101620										
NST5-110310	U	5700	U	5700	U	12000	U	1200	U	5700
NST5-112421	U	7.1	U	22.2	U	37.9	U	17	U	12.4
RCB100-070512	U	250	UJ	170	U	340	U	34	U	170
RCB100-111406	U	1500	U	1500	U	3000	U	300	U	1500
RCB10-031504	U	5800	U	6900	U	12000	U	1200	U	2300
RCB108-033007										
RCB109-080910	U	950	U	950	U	1900	U	190	U	950
RCB110-052507	U	700	U	700	U	1400	U	140	U	700
RCB110-060710	U	780	U	780	U	1600	U	160	U	780
RCB116-111607	U	300	U	300	U	600	U	60	U	300
RCB118-111607	U	300	U	300	U	600	U	60	U	300

o-3-Methylphenol ug/kg		4-Chloroaniline ug/kg		4-Chlorophenyl Phenylether ug/kg		4-Methylphenol ug/kg		4-Nitroaniline ug/kg		
SYS_SAMPLE_CODE	INTERPRETED_QUALIFIERS	RESULT_TEXT	INTERPRETED_QUALIFIERS	RESULT_TEXT	INTERPRETED_QUALIFIERS	RESULT_TEXT	INTERPRETED_QUALIFIERS	RESULT_TEXT	INTERPRETED_QUALIFIERS	RESULT_TEXT
NST4-051216	U	520	U	100	U	150		520	U	520
NST4-051216G	U	280	U	56	U	56	U	280	U	280
NST4-052115	U	580	U	120	U	120	U	580	U	580
NST4-052115G	U	94	U	19	U	19	U	94	U	94
NST4-052813										
NST4-052813G	U	260	U	19	U	19	U	96	U	96
NST4-063014	U	1600	U	330	U	330	U	1600	U	1600
NST4-063014G	U	98	U	20	U	17	J	98	U	98
NST4-071223										
NST4-072412										
NST4-072412G	U	250	U	19	U	16	J	94	U	94
NST4-091807G	U	99	U	20	U	20	U	99	U	99
NST4-100709										
NST4-100709G	U	300	U	59	U	59	U	300	U	300
NST4-100808										
NST4-100808G	U	97	U	20	U	20	U	97	U	97
NST4-102020										
NST4-110922	U	8.4	UJ	19.1	U	7.4	U	29.4	U	32.6
NST4-111510	U	2000	U	400	U	400	U	2000	UJ	2000
NST4-111510-G	U	100	U	20	U	20	U	100	UJ	100
NST4-112421	U	8.4	U	19.1	U	42.9		29.4	U	32.6
NST4G-091807	U	99	U	20	U	20	U	99	U	99
NST5-031524	U	18.8	U	13.6	U	6.9	J	21	U	23.3
NST5-031808	U	1100	U	210	U	210	U	1100	U	1100
NST5-040809										
NST5-041223	U	8.4	U	19.1	U	53.7		29.4	U	32.6
NST5-041619										
NST5-042222										
NST5-042517	U	524	U	108	U	229	U	543	UJ	691
NST5-050916										
NST5-051815										
NST5-052813	U	2400	U	180	U	180	U	880	U	880
NST5-063014										
NST5-100208										
NST5-100709										
NST5-101620										
NST5-110310	U	5700	U	1200	U	1200	U	5700	UJ	5700
NST5-112421	U	8.4	U	19.1	U	7.4	U	29.4	U	32.6
RCB100-070512	U	460	U	34	U	420		170	U	170
RCB100-111406		1500	U	300	U	180		1500	U	1500
RCB10-031504	U	3500	U	1200	U	1200	U	5800	U	5800
RCB108-033007										
RCB109-080910	U	950	U	190	U	190	U	950	U	950
RCB110-052507	U	700	U	140	U	140	U	700	U	700
RCB110-060710	U	780	U	160	U	160	U	780	U	780
RCB116-111607	U	300	U	60	U	68		300	U	300
RCB118-111607	U	300	U	60	U	230		300	U	300

4-Nitrophenol ug/kg		8-9 Phi Clay %		9-10 Phi Clay %		Acenaphthene ug/kg		Acenaphthylene ug/kg		
SYS_SAMPLE_CODE	INTERPRETED_QUALIFIERS	RESULT_TEXT	INTERPRETED_QUALIFIERS	RESULT_TEXT	INTERPRETED_QUALIFIERS	RESULT_TEXT	INTERPRETED_QUALIFIERS	RESULT_TEXT	INTERPRETED_QUALIFIERS	RESULT_TEXT
NST4-051216	U					100	U	100	U	78
NST4-051216G	U					56	U	56	U	40
NST4-052115	U					120	U	120	U	130
NST4-052115G	R	0.1		0.1	U	11	J	10	J	31
NST4-052813										
NST4-052813G	U	1.6		1.4		15	J	13	J	36
NST4-063014	U					330	U	330	U	330
NST4-063014G	UJ	1.1		0.9		18	J	15	J	91
NST4-071223										
NST4-072412										
NST4-072412G	U	1.2		1		22		24		75
NST4-091807G	U									
NST4-100709										
NST4-100709G	U	0.6		0.6		37	J	59	U	59
NST4-100808										
NST4-100808G	U	0.8		0.7		20	U	20	U	20
NST4-102020										
NST4-110922	U					5.2	U	6.2	U	33.6
NST4-111510	U					400	U	400	U	400
NST4-111510-G	U	1.1		0.9		20	U	20	U	23
NST4-112421	U					39		19.8	J	84.1
NST4G-091807	U	0.7		0.7		20	U	20	U	20
NST5-031524	U					3.7	U	4.4	U	7.6
NST5-031808	U					210	U	210	U	210
NST5-040809										
NST5-041223	U					27.6		17.6	J	43
NST5-041619										
NST5-042222										
NST5-042517	U					79.8	U	74.2	U	158
NST5-050916										
NST5-051815										
NST5-052813	U					180	U	180	U	180
NST5-063014										
NST5-100208										
NST5-100709										
NST5-101620										
NST5-110310	U					1200	U	1200	U	1200
NST5-112421	U					16.7	J	12.4	J	23.9
RCB100-070512	U	1.4		0.9		34	U	34	U	34
RCB100-111406	U	1		0.7		300	U	300	U	300
RCB10-031504	U	2		1.1		1200	U	1200	U	1200
RCB108-033007										
RCB109-080910	U	0.3		0.3		190	U	190	U	140
RCB110-052507	U	3		1.1		140	U	140	U	140
RCB110-060710	U	6.7		3.7		160	U	160	U	160
RCB116-111607	U	1		0.2		60	U	60	U	60
RCB118-111607	U	0.8		0.6		60	U	60	U	60

Appendix B: All Data for Prioritization

Anthracene ug/kg		Aroclor 1016 ug/kg		Aroclor 1221 ug/kg		Aroclor 1232 ug/kg		Aroclor 1242 ug/kg		
SYS_SAMPLE_CODE	INTERPRETED_QUALIFIERS	RESULT_TEXT	INTERPRETED_QUALIFIERS	RESULT_TEXT	INTERPRETED_QUALIFIERS	RESULT_TEXT	INTERPRETED_QUALIFIERS	RESULT_TEXT	INTERPRETED_QUALIFIERS	RESULT_TEXT
NST4-051216	J	20	U	20	U	20	U	20	U	20
NST4-051216G	J	18	U	18	U	18	U	18	U	18
NST4-052115		20	U	20	U	20	U	20	U	20
NST4-052115G		19	U	19	U	19	U	19	U	19
NST4-052813		26	U	26	U	26	U	26	U	26
NST4-052813G		19	U	19	U	19	U	19	U	19
NST4-063014	U	20	U	20	U	20	U	20	U	20
NST4-063014G		20	U	20	U	20	U	20	U	20
NST4-071223		133	U	133	U	133	U	133	U	133
NST4-072412										
NST4-072412G		18	U	18	U	18	U	18	U	18
NST4-091807G										
NST4-100709		14	U	41	Y	14	U	14	U	14
NST4-100709G	U	18	U	18	U	18	U	18	U	18
NST4-100808		96	U	96	U	96	U	96	U	96
NST4-100808G	U	20	U	20	U	20	U	20	U	20
NST4-102020		85.4	U	85.4	U	85.4	U	85.4	U	85.4
NST4-110922		19.9	UJ	19.9	UJ	19.9	UJ	19.9	UJ	19.9
NST4-111510	U	20	U	20	U	20	U	20	U	20
NST4-111510-G		20	U	20	U	20	U	20	U	20
NST4-112421		20	U	20	U	20	U	20	U	20
NST4G-091807	U	19	U	19	U	19	U	19	U	19
NST5-031524	J	14.2	U	14.2	U	14.2	U	14.2	U	14.2
NST5-031808	U	960	U	960	U	960	U	960	U	960
NST5-040809		150	U	150	U	150	U	150	U	150
NST5-041223		20	U	20	U	20	U	20	U	50.5
NST5-041619		50.7	U	50.7	U	50.7	U	50.7	U	50.7
NST5-042222		19.8	U	19.8	U	19.8	U	19.8	U	19.8
NST5-042517	J									
NST5-050916		27	U	27	U	27	U	27	U	41
NST5-051815		73	U	73	U	73	U	73	U	73
NST5-052813	U	18	U	18	U	18	U	18	U	37
NST5-063014		58	U	58	U	58	U	58	U	88
NST5-100208		22	U	22	U	22	U	22	U	22
NST5-100709		110	U	110	U	110	U	110	U	110
NST5-101620		38	U	38	U	38	U	38	U	38
NST5-110310	U	69	U	69	U	69	U	69	U	100
NST5-112421		19.9	U	19.9	U	19.9	U	19.9	U	29.6
RCB100-070512	U	20	U	20	U	20	U	20	U	20
RCB100-111406	U	20	U	20	U	39	Y	20	U	20
RCB10-031504	U	20	U	20	U	20	U	20	U	42
RCB108-033007		20	U	20	U	20	U	20	U	20
RCB109-080910	J	20	U	20	U	20	U	20	U	64
RCB110-052507	U	20	U	20	U	20	U	20	U	28
RCB110-060710	U	20	U	20	U	20	U	20	U	30
RCB116-111607	U	20	U	20	U	20	U	20	U	20
RCB118-111607	U	19	U	19	U	19	U	19	U	19

Aroclor 1248 ug/kg		Aroclor 1254 ug/kg		Aroclor 1260 ug/kg		Arsenic mg/kg		Benzo(A)Anthracene ug/kg		B
SYS_SAMPLE_CODE	INTERPRETED_QUALIFIERS	RESULT_TEXT	INTERPRETED_QUALIFIERS	RESULT_TEXT	INTERPRETED_QUALIFIERS	RESULT_TEXT	INTERPRETED_QUALIFIERS	RESULT_TEXT	INTERPRETED_QUALIFIERS	RESULT_TEXT
NST4-051216	U	120		60		20	U	200	J	300
NST4-051216G	U	15	J	12	J	9	U	160		260
NST4-052115	U	59	J	36		40	U	180		240
NST4-052115G	U	18	J	19	J	9		110		160
NST4-052813	U	40	Y	36						
NST4-052813G	U	25		19		9	U	130		250
NST4-063014	U	80		56		20		300	J	390
NST4-063014G	U	24		18	J	9	U	180	J	270
NST4-071223	U	133	U	133	U					
NST4-072412						11.6				
NST4-072412G	U	18		21	J	8	U	510		660
NST4-091807G										
NST4-100709	U	23		27						
NST4-100709G	U	18	U	18	U	6	UJ	56	J	82
NST4-100808	U	96	U	96	U	40	U			
NST4-100808G	U	20	U	20	U	7	U	43		89
NST4-102020	U	85.4	U	85.4	U					
NST4-110922	UJ	19.9	UJ	21.8	J	10.1		53.8		61.7
NST4-111510	U	24		40				360	J	620
NST4-111510-G	U	20	U	20	U	8	U	100		160
NST4-112421	U	20	U	20	U	21.1		110		165
NST4G-091807	U	19	U	19	U	7		52		92
NST5-031524	U	14.2	U	26.6		5.96	J	19		43.3
NST5-031808	U	960	U	960	U	8	U	210	U	110
NST5-040809	U	190		150	U	10	UJ			
NST5-041223		72.3		209		27.4		65.3		95.1
NST5-041619	U	312		180						
NST5-042222	U	22.9		22.2		1.46	U			
NST5-042517						43.6	U	284	J	365
NST5-050916	U	120		89						
NST5-051815	U	130	J	180						
NST5-052813	Y	230		170		30		270		480
NST5-063014	U	380		300		30				
NST5-100208	U	100		36						
NST5-100709	U	310		220						
NST5-101620	U	38	U	73.7						
NST5-110310	Y	240		140		40	U	1300		1800
NST5-112421		55.4		34.9		3.82	J	47.2		79.5
RCB100-070512	U	22		20	U	7	U	29	J	34
RCB100-111406	U	23		20	U	7		300	U	300
RCB10-031504	Y	54		20	U	10	U	1200	U	1200
RCB108-033007	U	32		33						
RCB109-080910		99		48		8		140	J	230
RCB110-052507		65		110		9	U	130	J	170
RCB110-060710		60		98		14		130	J	300
RCB116-111607	U	20	U	20	U	8	U	60	U	60
RCB118-111607	U	19	U	19	U	7	U	60	U	60

enzo(A)Pyrene ug/kg		Benzo(G,H,I)Perylene ug/kg		Benzofluoranthenes, Total ug/kg		Benzoic Acid ug/kg		Benzyl Alcohol ug/kg		bis(2-Cl
SYS_SAMPLE_CODE	INTERPRETED_QUALIFIERS	RESULT_TEXT	INTERPRETED_QUALIFIERS	RESULT_TEXT	INTERPRETED_QUALIFIERS	RESULT_TEXT	INTERPRETED_QUALIFIERS	RESULT_TEXT	INTERPRETED_QUALIFIERS	RESULT_TEXT
NST4-051216		250		680		690	J	560		100
NST4-051216G		410		610		240	J	59		56
NST4-052115		270		750		4600		120	R	120
NST4-052115G		170		470		280		19	U	19
NST4-052813										
NST4-052813G		350		580		380	U	19	U	19
NST4-063014		560		1100		3300	UJ	690		330
NST4-063014G		330		770		220	J	66		20
NST4-071223										
NST4-072412										
NST4-072412G		700		1500		350	J	78		19
NST4-091807G						200	U	20	U	20
NST4-100709										
NST4-100709G		76	J	178		590	U	59	U	59
NST4-100808										
NST4-100808G		100		240		200	U	20	U	20
NST4-102020										
NST4-110922		87.1		160		889		617		4.3
NST4-111510		420		1900		4000	U	400	U	400
NST4-111510-G		87		480		51	J	20	U	20
NST4-112421		172		432		139	J	16.2	U	4.3
NST4G-091807		36		350		200	U	20	U	20
NST5-031524		24.8		130		56.4	J	21.6		3.1
NST5-031808	J	210	U	380	J	2100	U	210	U	210
NST5-040809										
NST5-041223		55.7	J	361		883		238		4.3
NST5-041619										
NST5-042222										
NST5-042517		464		843		919	U	232	U	98.6
NST5-050916										
NST5-051815										
NST5-052813		890		1200		3500	U	180	UJ	180
NST5-063014										
NST5-100208										
NST5-100709										
NST5-101620										
NST5-110310		2400		4200		12000	U	1200	UJ	1200
NST5-112421		84.2		211		84.5	J	26.3		4.3
RCB100-070512	U	74		91		240	J	34	U	34
RCB100-111406	U	300	U	300	U	3000		300		300
RCB10-031504	U	1200	U	1200	U	12000	U	1200	U	1200
RCB108-033007										
RCB109-080910		170	J	600		1900	U	190	U	190
RCB110-052507		150		600		1400	U	140	UJ	140
RCB110-060710		300		680	J	1600	U	160	U	160
RCB116-111607	U	60	U	73		600	U	60	U	60
RCB118-111607	U	60	U	60	U	600	U	60	U	60

Methoxy methane ug/kg		Bis-(2-chloroethyl) ether ug/kg		Bis(2-ethylhexyl)phthalate ug/kg		Butylbenzylphthalate ug/kg		Carbazole ug/kg		
SYS_SAMPLE_CODE	INTERPRETED_QUALIFIERS	RESULT_TEXT	INTERPRETED_QUALIFIERS	RESULT_TEXT	INTERPRETED_QUALIFIERS	RESULT_TEXT	INTERPRETED_QUALIFIERS	RESULT_TEXT	INTERPRETED_QUALIFIERS	RESULT_TEXT
NST4-051216	U	100	U	850		100	U	68	J	430
NST4-051216G	U	56	U	180		56	U	71	J	350
NST4-052115	U	120	U	1300		120		69	J	510
NST4-052115G	U	19	UJ	120		16	J	51	J	260
NST4-052813										
NST4-052813G	U	19	U	120		86		70		310
NST4-063014	U	330	U	1400		330	U	180	J	720
NST4-063014G	U	20	U	180		32		82	J	470
NST4-071223										
NST4-072412										
NST4-072412G	U	19	U	380	B	54	J	110		1100
NST4-091807G	U	20	U					21		
NST4-100709										
NST4-100709G	U	59	U	73	U	59	U	59	U	120
NST4-100808										
NST4-100808G	U	20	U	53		20	U	15	J	110
NST4-102020										
NST4-110922	U	19.3	U	134		9.4	U	19.7	J	110
NST4-111510	U	400	U	1800		400	U	400	U	850
NST4-111510-G	U	20	U	120		20	U	34		230
NST4-112421	U	19.3	U	478		48.9		45.7		356
NST4G-091807	U	20	U	82		20	U	21		140
NST5-031524	U	13.7	U	171		6.7	U	3.1	U	48.9
NST5-031808	U	210	U	1000		210	U	210	U	200
NST5-040809										
NST5-041223	U	19.3	U	382		93.4		37.7		161
NST5-041619										
NST5-042222										
NST5-042517	U	105	U	3810		125	U	115	UJ	698
NST5-050916										
NST5-051815										
NST5-052813	U	180	U	2000		190		150	J	670
NST5-063014										
NST5-100208										
NST5-100709										
NST5-101620										
NST5-110310	U	1200	U	30000	B	1200	U	1200	U	2500
NST5-112421	U	19.3	U	461		9.4	U	22.1		135
RCB100-070512	U	34	U	8100	B	170		34	U	110
RCB100-111406	U	300	U	6200		300		300		300
RCB10-031504	U	2300	U	35000	J	1200	U	1200	U	1200
RCB108-033007										
RCB109-080910	U	190	U	8200		190	U	190	U	560
RCB110-052507	U	140	U	2100	B	95	U	140	U	310
RCB110-060710	U	160	U	3200		250	J	160	U	510
RCB116-111607	U	60	U	2700		640		60	U	93
RCB118-111607	U	60	U	660		60	U	60	U	60

Chrysene ug/kg		Coarse Sand %		Coarse Silt %		Copper mg/kg		cPAH ug/kg		Diben
SYS_SAMPLE_CODE	INTERPRETED_QUALIFIERS	RESULT_TEXT	INTERPRETED_QUALIFIERS	RESULT_TEXT	INTERPRETED_QUALIFIERS	RESULT_TEXT	INTERPRETED_QUALIFIERS	RESULT_TEXT	INTERPRETED_QUALIFIERS	RESULT_TEXT
NST4-051216	J					73.1		432.3	J	100
NST4-051216G		34				29.6		406.5		85
NST4-052115						59		405.3	J	98
NST4-052115G		17.1		9		28.2		268		71
NST4-052813										
NST4-052813G		16.9		0.6		30.9		381.7		74
NST4-063014						86		646.2	J	330
NST4-063014G		11.9		0.5		31.6		423.5	J	67
NST4-071223										
NST4-072412										
NST4-072412G		8.4		2.1		34.6	J	1021		230
NST4-091807G										
NST4-100709										
NST4-100709G		20.2		1.9		17.6	J	126.3		59
NST4-100808						103				
NST4-100808G		12.3		0.2		17.2		135.2		17
NST4-102020										
NST4-110922						35.5		93.9		17.2
NST4-111510								972.5		400
NST4-111510-G		12.2		3.5		22.2		242.1		33
NST4-112421		9.2				26.4		262.82		56.9
NST4G-091807		8.3		1.5		20		142.7		20
NST5-031524						63.3		63.609		12.3
NST5-031808	J					37.9		213		210
NST5-040809						54.2				
NST5-041223						55.9		148.16	J	17.2
NST5-041619										
NST5-042222						17.6				
NST5-042517						90		581.28	J	95.8
NST5-050916										
NST5-051815										
NST5-052813						95		753.7	J	140
NST5-063014						127				
NST5-100208										
NST5-100709										
NST5-101620										
NST5-110310						124		2851		740
NST5-112421						29.2		117.51		17.2
RCB100-070512		9.7		12.5		74.3		38.6		34
RCB100-111406	U	6		7.6		66.9		513		300
RCB10-031504	U	15.4		4.3		183		1026		1200
RCB108-033007										
RCB109-080910		15.1		3.3		124		212		57
RCB110-052507		14.5		5.4		141		310.7		140
RCB110-060710		9.1		7.1		154		434.1		160
RCB116-111607		14.2		3.1		44.2		66.53		60
RCB118-111607	U	9.3		6.8		53.2		51.3		60

zo(A,H)Anthracene ug/kg		Dibenzofuran ug/kg		Diesel Range Hydrocarbons mg/kg		Diethylphthalate ug/kg		Dimethylphthalate ug/kg		Di-
SYS_SAMPLE_CODE	INTERPRETED_QUALIFIERS	RESULT_TEXT	INTERPRETED_QUALIFIERS	RESULT_TEXT	INTERPRETED_QUALIFIERS	RESULT_TEXT	INTERPRETED_QUALIFIERS	RESULT_TEXT	INTERPRETED_QUALIFIERS	RESULT_TEXT
NST4-051216	U	100	U			100	U	100	U	100
NST4-051216G		56	U	23		56	U	56	U	56
NST4-052115	J	120	U			120	U	120	U	120
NST4-052115G		17	J	86		19	U	18	J	11
NST4-052813										
NST4-052813G		29		86	U	48	U	15	J	19
NST4-063014	U	330	U			330	U	330	U	330
NST4-063014G		22		76	J	20	U	16	J	20
NST4-071223										
NST4-072412										
NST4-072412G		31		75		43	J	32		19
NST4-091807G		20	U							
NST4-100709										
NST4-100709G	U	59	U	60	UJ	59	U	59	U	59
NST4-100808										
NST4-100808G	J	20	U	7	U	20	U	20	U	20
NST4-102020										
NST4-110922	U	14.1	U			19.7	U	4.4	U	5.6
NST4-111510	U	400	U			400	U	400	U	400
NST4-111510-G		20	U	75	U	20	U	15	J	10
NST4-112421		56.9				28	J	25		5.6
NST4G-091807	U	20	U	68	U	20	U	20	U	20
NST5-031524	U	10.1	U			38.2		196		4
NST5-031808	U	210	U			210	U	210	U	210
NST5-040809										
NST5-041223	U	46				19.7	U	76.9		22.8
NST5-041619										
NST5-042222										
NST5-042517	U	71.7	U			275	U	224	J	82.6
NST5-050916										
NST5-051815										
NST5-052813	J	180	U			440	U	180	U	180
NST5-063014										
NST5-100208										
NST5-100709										
NST5-101620										
NST5-110310	J	1200	U			1200	U	1200	U	1200
NST5-112421	U	56.2				37.4	J	34.3		5.6
RCB100-070512	U	34	U	2300		84	U	34	U	110
RCB100-111406	U	300		3800		300		300		300
RCB10-031504	U	1200	U	6300		1200	U	1200	U	1200
RCB108-033007										
RCB109-080910	J	190	J	680		190	U	190	U	190
RCB110-052507	U	140	U	690		140	U	140	U	4800
RCB110-060710	U	160	U	330	U	160	U	160	U	160
RCB116-111607	U	60	U	180		60	U	60	U	60
RCB118-111607	U	60	U	64	U	60	U	60	U	60

Appendix B: All Data for Prioritization

N-Butylphthalate ug/kg		Di-N-Octylphthalate ug/kg		Fine Sand %		Fine Silt %		Fluoranthene ug/kg	
SYS_SAMPLE_CODE	INTERPRETED_QUALIFIERS	RESULT_TEXT	INTERPRETED_QUALIFIERS	RESULT_TEXT	INTERPRETED_QUALIFIERS	RESULT_TEXT	INTERPRETED_QUALIFIERS	RESULT_TEXT	INTERPRETED_QUALIFIERS
NST4-051216	U	100	U					530	J
NST4-051216G	U	56	U	4				510	
NST4-052115	U	100	J					490	
NST4-052115G	J	19	U	8.3		1.8		320	
NST4-052813									
NST4-052813G	U	19	U	23		1.5		380	
NST4-063014	U	330	U					800	
NST4-063014G	U	13	J	25.7		1.8		520	
NST4-071223									
NST4-072412									
NST4-072412G		19	U	30.3		1.7		1200	
NST4-091807G									
NST4-100709									
NST4-100709G	U	59	U	18.5		1		200	
NST4-100808									
NST4-100808G	U	20	U	28		0.9		150	
NST4-102020									
NST4-110922	U	4.4	U					126	
NST4-111510	U	400	U					970	
NST4-111510-G	J	20	U	29.7		1.5		320	
NST4-112421	U	4.4	U	19.1				328	
NST4G-091807	U	20	U	30.5		0.9		230	
NST5-031524	U	3.1	U					56.4	
NST5-031808	U	210	U					300	
NST5-040809									
NST5-041223		68.9						149	
NST5-041619									
NST5-042222									
NST5-042517	U	1260						663	
NST5-050916									
NST5-051815									
NST5-052813	U	390						830	
NST5-063014									
NST5-100208									
NST5-100709									
NST5-101620									
NST5-110310	U	1200	U					3400	
NST5-112421	U	4.4	U					140	
RCB100-070512		110		12.7		4.9		130	
RCB100-111406		240		15.2		3.3		300	U
RCB10-031504	U	2200	J	13.2		4.7		1800	
RCB108-033007									
RCB109-080910		670	J	13.7		1.5		870	
RCB110-052507	U	100	J	12.6		11.6		350	
RCB110-060710		18000	J	10.1		10.8		520	U
RCB116-111607	U	140		14.1		2.7		140	
RCB118-111607	U	60	U	25.9		2.2		100	

Fluorene ug/kg		Gravel %		Hexachlorobenzene ug/kg		Hexachlorobutadiene ug/kg		Hexachlorocyclopentadiene ug/kg		He
SYS_SAMPLE_CODE	INTERPRETED_QUALIFIERS	RESULT_TEXT	INTERPRETED_QUALIFIERS	RESULT_TEXT	INTERPRETED_QUALIFIERS	RESULT_TEXT	INTERPRETED_QUALIFIERS	RESULT_TEXT	INTERPRETED_QUALIFIERS	RESULT_TEXT
NST4-051216	U			100	U	100	U	520	U	100
NST4-051216G	U	0.9		56	U	56	U	280	U	56
NST4-052115	U			120	U	120	U	580	U	120
NST4-052115G	J	1.6		19	U	19	U	94	U	19
NST4-052813										
NST4-052813G		2.8		19	U	19	U	380	U	19
NST4-063014	U			330	U	330	U	1600	UJ	330
NST4-063014G	J	7.7		20	U	20	U	98	UJ	20
NST4-071223										
NST4-072412										
NST4-072412G		1.6		19	U	19	U	380	U	19
NST4-091807G				20	U	20	U	99	U	20
NST4-100709										
NST4-100709G	J	1.4		59	U	59	U	300	U	59
NST4-100808										
NST4-100808G	U	1.1		20	U	20	U	97	U	20
NST4-102020										
NST4-110922	U			13.5	U	4.8	U	24.5	U	3.4
NST4-111510	U			400	U	400	U	2000	U	400
NST4-111510-G	U	4.7		20	U	20	U	100	U	20
NST4-112421				13.5	U	4.8	U	24.4	U	3.4
NST4G-091807	U	0.2		20	U	20	U	99	U	20
NST5-031524	U			9.6	U	3.4	U	17.4	U	4.9
NST5-031808	U			210	U	210	U	1100	U	210
NST5-040809										
NST5-041223				13.5	U	4.8	U	24.4	U	3.4
NST5-041619										
NST5-042222										
NST5-042517	U			73.7	U	77.9	U	642	U	87.9
NST5-050916										
NST5-051815										
NST5-052813	U			180	U	180	U	3500	UJ	180
NST5-063014										
NST5-100208										
NST5-100709										
NST5-101620										
NST5-110310	U			1200	U	1200	U	5700	U	1200
NST5-112421				13.5	U	4.8	U	24.4	U	3.4
RCB100-070512		10.1		34	U	34	U	670	U	34
RCB100-111406		25.7		300		300		1500	U	300
RCB10-031504		13.2		1200	U	1200	U	5800	U	1200
RCB108-033007										
RCB109-080910	J	10.4		190	U	190	U	950	UJ	190
RCB110-052507	U	1.7		140	U	140	U	700	U	140
RCB110-060710		4.2	U	160	U	160	U	780	U	160
RCB116-111607	U	21.5		60	U	60	U	300	U	60
RCB118-111607	U	8.7		60	U	60	U	300	U	60

Appendix B: All Data for Prioritization

Dichloroethane ug/kg		HPAH ug/kg		Indeno(1,2,3-Cd)Pyrene ug/kg		Isophorone ug/kg		Lead mg/kg		
SYS_SAMPLE_CODE	INTERPRETED_QUALIFIERS	RESULT_TEXT	INTERPRETED_QUALIFIERS	RESULT_TEXT	INTERPRETED_QUALIFIERS	RESULT_TEXT	INTERPRETED_QUALIFIERS	RESULT_TEXT	INTERPRETED_QUALIFIERS	
NST4-051216	U	3070	J	200		100	U	163		340
NST4-051216G	U	3145		320		56	U	56		351
NST4-052115	U	3228	J	280		120	U	100		432
NST4-052115G	U	2041		190		19	U	48		249
NST4-052813										
NST4-052813G	U	2754		280		19	U	70	J	317
NST4-063014	U	5020	J	430		330	U	120		280
NST4-063014G	U	3347	J	270		20	U	59		352
NST4-071223										
NST4-072412										
NST4-072412G	U	7670		570		19	U	64	J	672
NST4-091807G	U					20	U			
NST4-100709										
NST4-100709G	U	921	J	79	J	59	U	32	J	270
NST4-100808								130		
NST4-100808G	U	949	J	100		20	U	34		53
NST4-102020										
NST4-110922	U	788.8		57.2		3.9	U	61.5		158
NST4-111510	U	6350	J	380	J	400	U			320
NST4-111510-G	U	1746		86		20	U	47		176
NST4-112421	U	2122.9		173		3.9	U	79		512.5
NST4G-091807	U	1101		51		20	U	44		70
NST5-031524	U	411.9		20.6		6.8	U	37.4		67.1
NST5-031808	U	1220	J	210	U	210	U	40		120
NST5-040809								85		
NST5-041223	U	1111.3	J	48.2	J	3.9	U	107		469.9
NST5-041619										
NST5-042222								35.5		
NST5-042517	U	4292	J	344		121	U	163		477
NST5-050916										
NST5-051815										
NST5-052813	U	6010	J	640		180	U	110		700
NST5-063014								533		
NST5-100208										
NST5-100709										
NST5-101620										
NST5-110310	U	21040	J	1800		1200	U	160		1400
NST5-112421	U	905.3		68.4		3.9	U	105		517.7
RCB100-070512	U	674	J	34	U	34	U	29		331
RCB100-111406		350		300	U	300		28		1100
RCB10-031504	U	3400	J	1200	U	1200	U	109		7400
RCB108-033007										
RCB109-080910	U	3717	J	120	J	190	U	91		800
RCB110-052507	U	2266	J	86	J	140	U	115		120
RCB110-060710	U	2390	J	160	U	160	U	135		160
RCB116-111607	U	496		60	U	60	U	36		100
RCB118-111607	U	169		60	U	60	U	20		66

LPAH ug/kg		Medium Sand %		Medium Silt %		Mercury mg/kg		Motor Oil Range mg/kg		
SYS_SAMPLE_CODE	INTERPRETED_QUALIFIERS	RESULT_TEXT	INTERPRETED_QUALIFIERS	RESULT_TEXT	INTERPRETED_QUALIFIERS	RESULT_TEXT	INTERPRETED_QUALIFIERS	RESULT_TEXT	INTERPRETED_QUALIFIERS	RESULT_TEXT
NST4-051216	J					0.13				42
NST4-051216G	J	8.1				0.05		140		71
NST4-052115	J					0.2	U			92
NST4-052115G	J	46.3		0.1	U	0.06		340		26
NST4-052813										
NST4-052813G	J	35.3		3		0.06		180		34
NST4-063014	J					0.2				330
NST4-063014G	J	37		2.5		0.06		420		33
NST4-071223										
NST4-072412										
NST4-072412G		39.9		2.4		0.07		200		56
NST4-091807G										
NST4-100709										
NST4-100709G	J	44.9		1.3		0.03	J	120	UJ	93
NST4-100808						0.3	U			
NST4-100808G		46.6		0.9		0.05	U	32		20
NST4-102020										
NST4-110922						0.0513				46.5
NST4-111510	J									400
NST4-111510-G	J	39.1		1.9		0.04		150	U	13
NST4-112421	J	35.4				0.0327				90.3
NST4G-091807		49.4		1.4		0.05	U	180		20
NST5-031524	J					0.0383				30.4
NST5-031808	J					0.09				210
NST5-040809						0.13	J			
NST5-041223	J					0.125				125
NST5-041619										
NST5-042222						0.00909	J			
NST5-042517	J					0.2131				81.7
NST5-050916										
NST5-051815										
NST5-052813						0.18				180
NST5-063014						0.15				
NST5-100208										
NST5-100709	J									
NST5-101620										
NST5-110310						0.16				1200
NST5-112421	J					0.0787				230
RCB100-070512	J	11.6		9.6		0.04		7200		32
RCB100-111406		17		4.7		0.05		9500		300
RCB10-031504		18		5.8		0.1	U	14000		1200
RCB108-033007										
RCB109-080910		19.2		17.6		0.11		3900		190
RCB110-052507		18.2		8.6		0.13		4600		140
RCB110-060710		13.6		9.7		0.15		3100		160
RCB116-111607		22.2		3		0.06	U	1500		60
RCB118-111607		19.7		2.8		0.05	U	620		60

Naphthalene ug/kg		Nitrobenzene ug/kg		N-Nitroso-Di-N-Propylamine ug/kg		N-Nitrosodiphenylamine ug/kg		Pentachlorophenol ug/kg		
SYS_SAMPLE_CODE	INTERPRETED_QUALIFIERS	RESULT_TEXT	INTERPRETED_QUALIFIERS	RESULT_TEXT	INTERPRETED_QUALIFIERS	RESULT_TEXT	INTERPRETED_QUALIFIERS	RESULT_TEXT	INTERPRETED_QUALIFIERS	RESULT_TEXT
NST4-051216	J	100	U	100	U	100	U	520	UJ	220
NST4-051216G		56	U	56	U	56	U	280	U	240
NST4-052115	J	120	U	120	U	120	U	580	U	210
NST4-052115G		19	U	19	UJ	19	U	94	U	160
NST4-052813										
NST4-052813G		19	U	19	U	19	U	190	U	200
NST4-063014	U	330	U	330	U	330	U	1600	UJ	280
NST4-063014G		20	U	20	U	20	U	98	UJ	180
NST4-071223										
NST4-072412										
NST4-072412G		19	U	19	U	19	U	190	UJ	470
NST4-091807G		20	U	99	U	20	U	99	U	
NST4-100709										
NST4-100709G		59	U	300	U	59	U	300	U	85
NST4-100808										
NST4-100808G	U	20	U	97	U	20	U	97	U	53
NST4-102020										
NST4-110922		7.2	U	7.4	U	5.3	UJ	31.2	U	77.9
NST4-111510	U	400	U	400	U	400	U	2000	U	320
NST4-111510-G	J	20	U	20	U	20	U	100	U	140
NST4-112421		7.2	U	7.4	U	5.3	U	31.2	U	224
NST4G-091807	U	20	U	99	U	20	U	99	U	70
NST5-031524		5.2	U	5.3	U	3.8	U	22.3	U	29.1
NST5-031808	U	210	U	1100	U	210	U	1100	U	120
NST5-040809										
NST5-041223		7.2	U	7.4	U	5.3	U	31.2	U	213
NST5-041619										
NST5-042222										
NST5-042517	U	124	UJ	168	U	149	U	487	U	319
NST5-050916										
NST5-051815										
NST5-052813		180	U	180	U	180	U	1800	U	520
NST5-063014										
NST5-100208										
NST5-100709										
NST5-101620										
NST5-110310	U	1200	U	1200	U	1200	U	5700	U	1400
NST5-112421		7.2	U	7.4	U	5.3	U	31.2	U	212
RCB100-070512	J	34	U	34	U	34	U	340	U	240
RCB100-111406	U	300	U	1500	U	340		1500		680
RCB10-031504	U	1200	U	2300	U	1200	U	5800	U	4900
RCB108-033007										
RCB109-080910	U	190	U	950	U	190	Y	950	U	540
RCB110-052507	U	140	U	700	U	4900	U	700	UJ	120
RCB110-060710		160	U	780	U	14000		780		210
RCB116-111607	U	60	U	300	U	60	U	300	U	100
RCB118-111607	U	60	U	300	U	60	U	300	U	66

Phenanthrene ug/kg		Phenol ug/kg		Polychlorinated Biphenyls ug/kg		Pyrene ug/kg		TEQ ng/kg		
SYS_SAMPLE_CODE	INTERPRETED_QUALIFIERS	RESULT_TEXT	INTERPRETED_QUALIFIERS	RESULT_TEXT	INTERPRETED_QUALIFIERS	RESULT_TEXT	INTERPRETED_QUALIFIERS	RESULT_TEXT	INTERPRETED_QUALIFIERS	RESULT_TEXT
NST4-051216		110		180		480				
NST4-051216G		56	U	27	J	440				
NST4-052115		390		95	J	410				
NST4-052115G		40	J	37	J	290				
NST4-052813				36						
NST4-052813G		19	U	44		400				12.1
NST4-063014	J	330	U	136		720				
NST4-063014G		35		42	J	470				9.2
NST4-071223				133	U					
NST4-072412										
NST4-072412G		52		39	J	1200				10.7
NST4-091807G		20	U							
NST4-100709				50						
NST4-100709G		59	U	18	U	130				99.3
NST4-100808				96	U					
NST4-100808G		20	U	20	U	100				4.9
NST4-102020				85.4	U					
NST4-110922		115		21.8	J	133				
NST4-111510	J	400	U	64		850				
NST4-111510-G		20	U	20	U	250				10.9
NST4-112421		15.9	J	20	U	330				
NST4G-091807		20	U	19	U	150				6.9
NST5-031524		3.1	U	26.6		68.9				
NST5-031808	J	210	U	960	U	230				
NST5-040809				190						
NST5-041223		198		331.8		176				
NST5-041619				492						
NST5-042222				45.1						
NST5-042517		128	U			631				
NST5-050916				209						
NST5-051815				310	J					
NST5-052813		180	J	400		890				
NST5-063014				680						
NST5-100208				136						
NST5-100709				530						
NST5-101620				73.7						
NST5-110310		1200	U	380		2900				
NST5-112421		14.6	J	119.9		140				
RCB100-070512		47		22		240				32.8
RCB100-111406		300		23		350				20
RCB10-031504		1200	U	54		1600	J			23.1
RCB108-033007				65						
RCB109-080910		190	U	211		970				24.4
RCB110-052507	J	140	U	203		470				32.8
RCB110-060710	U	160	U	188		470				51
RCB116-111607		60	U	20	U	190				12.5
RCB118-111607		60	U	19	U	69				15

Total Fines %		Total Organic Carbon %		Very Coarse Sand %		Very Fine Sand %		Very Fine Silt %		
SYS_SAMPLE_CODE	INTERPRETED_QUALIFIERS	RESULT_TEXT	INTERPRETED_QUALIFIERS	RESULT_TEXT	INTERPRETED_QUALIFIERS	RESULT_TEXT	INTERPRETED_QUALIFIERS	RESULT_TEXT	INTERPRETED_QUALIFIERS	RESULT_TEXT
NST4-051216		6.52								226
NST4-051216G		1.05		1.9		2.2				130
NST4-052115		5.34								195
NST4-052115G		1.63		3.4		1.5		0.9		116
NST4-052813		5.29								
NST4-052813G		1.89	J	4.2		5.7		2		145
NST4-063014		4.28								275
NST4-063014G		1.1		4.3		4.1		1.3		136
NST4-071223										
NST4-072412										
NST4-072412G		4.66		2.4		6.6		1.4		147
NST4-091807G										
NST4-100709										
NST4-100709G		2.1		5.3		2.8		0.8		74
NST4-100808										484
NST4-100808G		3.4		3.9		3.3		0.8		88
NST4-102020		3.56								
NST4-110922		2.65	J							111
NST4-111510		7.81								
NST4-111510-G		3.38		3.5		0.1	U	0.9		108
NST4-112421		2.34		3.6		13.6				99.8
NST4G-091807		1.99		0.7		4.1		0.6		94
NST5-031524		0.51								176
NST5-031808										245
NST5-040809										574
NST5-041223		3.75	J							835
NST5-041619										
NST5-042222										157
NST5-042517		11.6								970
NST5-050916		6.69								
NST5-051815										
NST5-052813		5.49								1140
NST5-063014		3.33								1670
NST5-100208										
NST5-100709										
NST5-101620		3.23								
NST5-110310										1680
NST5-112421		1.37								97.2
RCB100-070512		4.33		11.4		11.7		2.6		228
RCB100-111406		2.71		6.1		10.2		2		174
RCB10-031504		10		10.3		6.9		3.2		589
RCB108-033007		2.52								
RCB109-080910		5.71		7.9		9.3		0.5		452
RCB110-052507		8.33		12.7		7.5		2.5		592
RCB110-060710		6.49		5.4		6.6		10.6		630
RCB116-111607		9.13666667		10.2		5.3		2.1		161
RCB118-111607		1.5		7.5		14		1		73

Appendix B: All Data for Prioritization

Zinc mg/kg	
SYS_SAMPLE_CODE	INTERPRETED_QUALIFIERS
NST4-051216	
NST4-051216G	
NST4-052115	
NST4-052115G	
NST4-052813	
NST4-052813G	
NST4-063014	
NST4-063014G	
NST4-071223	
NST4-072412	
NST4-072412G	
NST4-091807G	
NST4-100709	
NST4-100709G	J
NST4-100808	
NST4-100808G	
NST4-102020	
NST4-110922	
NST4-111510	
NST4-111510-G	
NST4-112421	
NST4G-091807	
NST5-031524	
NST5-031808	
NST5-040809	
NST5-041223	
NST5-041619	
NST5-042222	
NST5-042517	
NST5-050916	
NST5-051815	
NST5-052813	
NST5-063014	
NST5-100208	
NST5-100709	
NST5-101620	
NST5-110310	
NST5-112421	
RCB100-070512	
RCB100-111406	
RCB10-031504	
RCB108-033007	
RCB109-080910	
RCB110-052507	
RCB110-060710	
RCB116-111607	
RCB118-111607	

SYS_SAMPLE_CODE	SYS_LOC_CO DE	X_COORD	Y_COORD	SAMPLE_DATE	Loc_Group_Code	LOC_DESC
RCB12-040704	RCB12	1272798.055	211114.725	4/7/2004	Diagonal Ave S CSO/SD	Airport Way S at S Bradford St
RCB124-010708	RCB124	1282899.315	188126.175	1/7/2008	S Norfolk St CSO/PS17 EOF/SD	I-5 Northbound, South of S Boeing Access Rd
RCB162-091114	RCB62	1271883.371	198387.161	9/11/2014	7th Ave S SD	S Holden St & 7th Ave S, SE corner
RCB163-091114	RCB63	1271844.318	198473.835	9/11/2014	7th Ave S SD	S Riverside Dr just north of intersection w/S Holden St & 7th Ave S
RCB175-080312	RCB175	1270378.29	198411.28	8/3/2012	2nd Ave S SD	CB at SW corner of intersection 2nd Ave S and S Holden St
RCB190-080910	RCB190	1270438.39	198970.22	8/9/2010	2nd Ave S SD	CB at NE corner of 2nd Ave S & S Webster St
RCB191-012011	RCB191	1277250.484	217843.818	1/20/2011	Diagonal Ave S CSO/SD	Adjacent to Seattle Collision Center, 1752 Rainier Ave S
RCB192-040116	RCB192	1270529.81	201943.84	4/1/2016	S River St SD	NW corner of S River St & 3rd Ave S
RCB192-111711	RCB192	1270529.81	201943.84	11/17/2011	S River St SD	NW corner of S River St & 3rd Ave S
RCB193-112911	RCB193	1275814.3	220233.6	11/29/2011	Diagonal Ave S CSO/SD	S Charles St downhill from Recycling Depot
RCB194-112911	RCB194	1275776.1	220353.9	11/29/2011	Diagonal Ave S CSO/SD	CB in all adjacent to Recycling Depot yard
RCB199-040413	RCB199	1273148.429	213035.173	4/4/2013	Diagonal Ave S CSO/SD	RCB at NE corner of Airport Way S & S Horton St
RCB200-031709	RCB200B	1270388.582	198972.633	3/17/2009	2nd Ave S SD	CB NW corner SW Webster St and 2nd Ave S
RCB200B-072512	RCB200B	1270388.582	198972.633	7/25/2012	2nd Ave S SD	CB NW corner SW Webster St and 2nd Ave S
RCB201-042409	RCB201	1270377.818	198814.368	4/24/2009	2nd Ave S SD	Sand box d/s of RCB139
RCB210-051909	RCB210	1274557.68	196248.28	5/19/2009	16th Ave S SD (west)	12" CMP beneath 16th Ave S bridge on west side river
RCB22-041604	RCB22	1274823.008	216191.344	4/16/2004	Diagonal Ave S CSO/SD	S College St at 14th Ave S
RCB221-060309	RCB210	1274557.68	196248.28	6/3/2009	16th Ave S SD (west)	12" CMP beneath 16th Ave S bridge on west side river
RCB231-031111	RCB231	1281767	189456	3/11/2011	S Norfolk St CSO/PS17 EOF/SD	Ditch W of I5 near SPU new Norfolk pond access road north of Boeing Access Rd
RCB262-042211	RCB262	1269448.328	197061.711	4/22/2011	1st Ave S SD (west)	MH at Entrance to Waste Management employee parking lot
RCB28-042104	RCB28	1276174.391	226578.308	4/21/2004	Diagonal Ave S CSO/SD	E Spring at 17th Ave
RCB285-081512	RCB246	1275349.107	212566.916	8/15/2012	Diagonal Ave S CSO/SD	SE corner of S Hinds St and 16th Ave S
RCB286-082312	RCB286	1274459.616	213300.342	8/23/2012	Diagonal Ave S CSO/SD	Corner of 13th Ave S & S Hanford St
RCB293-041614	RCB293	1272637.417	207181.198	4/16/2014	Diagonal Ave S CSO/SD	4848 Airport Way S right of way next to Olympic Foundry
RCB298-040616	RCB298	1271537.36	198892.91	4/6/2016	S Webster St SD	RCB at south side of S Riverside Dr near S Webster St
RCB351-091213	RCB351	1269957.378	210259.59	9/12/2013	Diagonal Ave S CSO/SD	CB near parking under 1st Ave S, just south of S Dakota St
RCB44-041305	RCB44	1270368.603	198653.253	4/13/2005	2nd Ave S SD	2nd Ave S at Ditch opposite PACO
RCB45-041305	RCB45	1270397.691	199150.205	4/13/2005	2nd Ave S SD	2nd Ave S at Ditch u/s tide gate
RCB50-021006	RCB50	1275209.978	203105.753	2/10/2006	I-5 SD at Slip 4	16th Ave S at S Graham St
RCB60-040214	RCB60	1271587.664	211174.27	4/2/2014	Diagonal Ave S CSO/SD	West of intersection, north side of Diagonal Ave S
RCB61-061314	RCB61	1271784.647	198392.455	6/13/2014	7th Ave S SD	S Holden St & 7th Ave S, SW corner
RCB62-061314	RCB62	1271883.371	198387.161	6/13/2014	7th Ave S SD	S Holden St & 7th Ave S, SE corner
RCB63-061314	RCB63	1271844.318	198473.835	6/13/2014	7th Ave S SD	S Riverside Dr just north of intersection w/S Holden St & 7th Ave S
RCB64-061314	RCB64	1271824.843	198460.76	6/13/2014	7th Ave S SD	S Riverside Dr just north of intersection w/S Holden St & 7th Ave S
RCB77-032416	RCB77	1270723.96	201957.06	3/24/2016	S River St SD	CB at top of drainage on S River St, in gutter line near SCL pole #1359242
RCB78-032416	RCB78	1270287.14	201894.6	3/24/2016	S River St SD	Grated CB at base of City Light pole 1359101, NW corner 2nd Ave S & S River St
RCB79-032416	RCB79	1270330.26	201906.46	3/24/2016	S River St SD	Normal CB w/grated top, shown on GIS but not in inventory
RCB81-040116	RCB81	1270599.72	202160.15	4/1/2016	S River St SD	Frontage road along E Marginal Way S & S 3rd Ave
RCB-D071039	RCB-D071039	1273547.852	201951.603	1/18/2007	I-5 SD at Slip 4	Entrance to KC maintenance yard
RCB-D071041	RCB-D071041	1273333.233	201046.316	1/18/2007	I-5 SD at Slip 4	S Warsaw St at Ellis Ave S
RORY-D-102820	ST2	1272836.858	211846.874	10/28/2020	Diagonal Ave S CSO/SD	Airport Wy S and S Spokane St (I-5 SB RP)
ROW24-011405	RCB100	1276729.3	218424.9	1/14/2005	Diagonal Ave S CSO/SD	CB at entrance to Ralph's concrete
RVR-ST1-061423	RVR-ST1	1269926.63	201715.3	6/14/2023	S River St SD	SedTrap in last MH before outfall at S River St, south of 108 S River St
RVR-ST1-061423-G	RVR-ST1	1269926.63	201715.3	6/14/2023	S River St SD	SedTrap in last MH before outfall at S River St, south of 108 S River St
SL4-042717	SL4-T6	1274989.403	202833.998	4/27/2017	I-5 SD at Slip 4	MH at Airport Way S and S Hardy St
SL4-T6-010907	SL4-T6	1274989.403	202833.998	1/9/2007	I-5 SD at Slip 4	MH at Airport Way S and S Hardy St
SL4-T6-031606	SL4-T6	1274989.403	202833.998	3/16/2006	I-5 SD at Slip 4	MH at Airport Way S and S Hardy St

CHEMICAL_NAME RESULT_UNIT			>10 Phi Clay %	1,2,4-Trichlorobenzene ug/kg	1,2-Dichlorobenzene ug/kg	1,3-Dichlorobenzene ug/kg	1,4
SYS_SAMPLE_CODE	SAMPLE_METHOD	LOC_MAJ OR_BASIN	RESULT_TEXT INTERPRETED_QUALIFIERS	RESULT_TEXT INTERPRETED_QUALIFIERS	RESULT_TEXT INTERPRETED_QUALIFIERS	RESULT_TEXT INTERPRETED_QUALIFIERS	RESULT_TEXT
RCB12-040704	Grab-Manual	MS4	2.4	160 U	160 U	160 U	160
RCB124-010708	Grab-Manual	Non-MS4	3.6	90 U	90 U	90 U	90
RCB162-091114	Grab-Manual	MS4	4.4	140 U	140 U	140 U	140
RCB163-091114	Grab-Manual	MS4	4.4	180 U	180 U	180 U	180
RCB175-080312	Grab-Manual	MS4	1.1	77 U	77 U	77 U	77
RCB190-080910	Grab-Manual	MS4	1.7	360 U	360 U	360 U	360
RCB191-012011	Grab-Manual	MS4	1.1	120 U	120 U	120 U	120
RCB192-040116	Grab-Manual	MS4		300 U	300 U	300 U	300
RCB192-111711	Grab-Manual	MS4	3	62 U	62 U	62 U	62
RCB193-112911	Grab-Manual	MS4	0.5	220 U	220 U	220 U	220
RCB194-112911	Grab-Manual	MS4	2	120 U	120 U	120 U	120
RCB199-040413	Grab-Manual	MS4					
RCB200-031709	Grab-Manual	MS4	0.6	87 U	87 U	87 U	87
RCB200B-072512	Grab-Manual	MS4	0.4	56 U	56 U	56 U	56
RCB201-042409	Grab-Manual	MS4	0.7	59 U	59 U	59 U	59
RCB210-051909	Grab-Manual	Non-MS4	0.5	230 U	230 U	230 U	230
RCB22-041604	Grab-Manual	MS4	0.3	78 U	78 U	78 U	78
RCB221-060309	Grab-Manual	Non-MS4		19 U	19 U	19 U	19
RCB231-031111	Grab-Manual	MS4	0.9	20 U	20 U	20 U	20
RCB262-042211	Grab-Manual	MS4	1.3	480 U	480 U	480 U	480
RCB28-042104	Grab-Manual	Non-MS4	0.7	190 U	190 U	190 U	190
RCB285-081512	Grab-Manual	MS4	0.3	95 U	95 U	95 U	95
RCB286-082312	Grab-Manual	MS4	9.1 U	38 U	38 U	38 U	38
RCB293-041614	Grab-Manual	MS4	0.1	57 U	57 U	57 U	57
RCB298-040616	Grab-Manual	MS4		280 U	280 U	280 U	280
RCB351-091213	Grab-Manual	MS4	0.3	95 U	95 U	95 U	95
RCB44-041305	Grab-Manual	MS4	1.8	130 U	130 U	130 U	130
RCB45-041305	Grab-Manual	MS4	1.2	210 U	210 U	210 U	210
RCB50-021006	Grab-Manual	MS4	0.3	200 U	200 U	200 U	200
RCB60-040214	Grab-Manual	MS4	1.4	95 U	95 U	95 U	95
RCB61-061314	Grab-Manual	MS4	1.8	420 U	420 U	420 U	420
RCB62-061314	Grab-Manual	MS4	10.8	220 U	220 U	220 U	220
RCB63-061314	Grab-Manual	MS4	6.7	220 U	220 U	220 U	220
RCB64-061314	Grab-Manual	MS4	7.9	320 U	320 U	320 U	320
RCB77-032416	Grab-Manual	MS4		290 U	290 U	290 U	290
RCB78-032416	Grab-Manual	MS4		230 U	230 U	230 U	230
RCB79-032416	Grab-Manual	MS4		220 U	220 U	220 U	220
RCB81-040116	Grab-Manual	MS4		280 U	280 U	280 U	280
RCB-D071039	Grab-Manual	MS4		37 U	37 U	37 U	37
RCB-D071041	Grab-Manual	MS4		43 U	43 U	43 U	43
RORY-D-102820	SedTrap	MS4		29.8 U	23.3 U	25.3 U	21.9
ROW24-011405	Grab-Manual	MS4	0.5	2000 U	2000 U	2000 U	2000
RVR-ST1-061423	SedTrap	MS4		8.5 U	6.1 U	3.1 U	6.3
RVR-ST1-061423-G	SedTrap	MS4		8.5 U	6.1 U	3.1 U	6.4
SL4-042717	SedTrap	MS4		16.9 U	13.2 U	14.3 U	12.4
SL4-T6-010907	SedTrap	MS4	0.3	45 U	45 U	45 U	45
SL4-T6-031606	SedTrap	MS4	0.7	210 U	210 U	210 U	210

Appendix B: All Data for Prioritization

Dichlorobenzene ug/kg		1-Methylnaphthalene ug/kg		2,2'-Oxybis(1-chloropropane) ug/kg		2,4,5-Trichlorophenol ug/kg		2,4,6-Trichlorophenol ug/kg		2,4
SYS_SAMPLE_CODE	INTERPRETED_QUALIFIERS	RESULT_TEXT	INTERPRETED_QUALIFIERS	RESULT_TEXT	INTERPRETED_QUALIFIERS	RESULT_TEXT	INTERPRETED_QUALIFIERS	RESULT_TEXT	INTERPRETED_QUALIFIERS	RESULT_TEXT
RCB12-040704	U			160	U	800	U	800	U	480
RCB124-010708	U			90	U	450	U	450	U	450
RCB162-091114	U	140	U	140	U	670	U	670	U	670
RCB163-091114	U	180	U	180	U	890	U	890	U	890
RCB175-080312	U	77	U	77	U	390	U	390	U	770
RCB190-080910	U	360	U	360	U	1800	U	1800	U	1800
RCB191-012011	U	200		120	U	600	U	600	U	600
RCB192-040116	U	300	U	300	U	1500	U	1500	U	1500
RCB192-111711	U	31	J	62	U	310	U	310	U	620
RCB193-112911	U	220	U	220	U	1100	U	1100	U	2200
RCB194-112911	U	63	J	120	U	580	U	580	U	1200
RCB199-040413										
RCB200-031709	U			87	U	440	U	440	U	440
RCB200B-072512	U	56	U	56	U	280	U	280	U	560
RCB201-042409	U			59	U	300	U	300	U	300
RCB210-051909	U			230	U	1200	U	1200	U	1200
RCB22-041604	U			78	U	390	U	390	U	230
RCB221-060309	U			19	U	95	U	95	U	95
RCB231-031111	U	20	U	20	U	98	U	98	U	98
RCB262-042211	U	480	U	480	U	2400	U	2400	U	2400
RCB28-042104	U			190	U	930	U	930	U	560
RCB285-081512	U	95	U	95	U	470	U	470	U	950
RCB286-082312	U	38	U	38	U	190	U	190	U	380
RCB293-041614	U	57	U	57	U	290	U	290	U	290
RCB298-040616	U	280	U	280	U	1400	U	1400	U	1400
RCB351-091213	U	52	J	95	U	480	U	480	U	480
RCB44-041305	U			130	U	650	U	650	U	650
RCB45-041305	U			210	U	1000	U	1000	U	1000
RCB50-021006	U			200	U	980	U	980	U	980
RCB60-040214	U	48	J	95	U	480	U	480	U	480
RCB61-061314	U	420	U	420	U	2100	U	2100	U	2100
RCB62-061314	U	220	U	220	U	1100	U	1100	U	1100
RCB63-061314	U	220	U	220	U	1100	U	1100	U	1100
RCB64-061314	U	320	U	320	U	1600	U	1600	U	1600
RCB77-032416	U	290	U	290	U	1400	U	1400	U	1400
RCB78-032416	U	230	U	230	U	1200	U	1200	U	1200
RCB79-032416	U	220	U	220	U	1100	U	1100	U	1100
RCB81-040116	U	280	U	280	U	1400	U	1400	U	1400
RCB-D071039	U			37	U	190	U	190	U	190
RCB-D071041	U			43	U	220	U	220	U	220
RORY-D-102820	U	29.7	U	28.3	U	134	U	127	U	160
ROW24-011405	U			2000	U	10000	U	10000	U	10000
RVR-ST1-061423	U	5.2	U	3.4	U	25.6	U	8.9	U	15.2
RVR-ST1-061423-G	U	5.3	U	3.4	U	25.7	U	9	U	15.3
SL4-042717	U	16.8	U	16	U	76.1	U	71.9	U	90.5
SL4-T6-010907	U			45	U	220	U	220	U	220
SL4-T6-031606	U			210	U	1000	U	1000	U	1000

Appendix B: All Data for Prioritization

l-Dichlorophenol ug/kg		2,4-Dimethylphenol ug/kg		2,4-Dinitrophenol ug/kg		2,4-Dinitrotoluene ug/kg		2,6-Dinitrotoluene ug/kg		2-C
SYS_SAMPLE_CODE	INTERPRETED_QUALIFIERS	RESULT_TEXT	INTERPRETED_QUALIFIERS	RESULT_TEXT	INTERPRETED_QUALIFIERS	RESULT_TEXT	INTERPRETED_QUALIFIERS	RESULT_TEXT	INTERPRETED_QUALIFIERS	RESULT_TEXT
RCB12-040704	U	160	U	1600	U	800	U	800	U	160
RCB124-010708	U	90	U	900	U	450	U	450	U	90
RCB162-091114	U	670	U	1400	UJ	670	U	670	U	140
RCB163-091114	U	890	U	1800	UJ	890	U	890	U	180
RCB175-080312	U	160	U	3300	U	390	U	390	U	77
RCB190-080910	U	360	U	3600	UJ	1800	U	1800	U	360
RCB191-012011	U	120	U	1200	U	600	U	600	U	120
RCB192-040116	U	1500	U	3000	U	1500	U	1500	U	300
RCB192-111711	U	120	U	2700	U	310	U	310	U	62
RCB193-112911	U	430	U	9200	UJ	1100	U	1100	U	220
RCB194-112911	U	230	U	4900	UJ	580	U	580	U	120
RCB199-040413										
RCB200-031709	U	87	U	870	U	440	U	440	U	87
RCB200B-072512	U	110	U	2400	U	280	U	280	U	56
RCB201-042409	U	59	U	590	U	300	U	300	U	59
RCB210-051909	U	230	U	2300	U	1200	U	1200	U	230
RCB22-041604	U	78	U	780	U	390	U	390	U	78
RCB221-060309	U	19	U	190	U	95	U	95	U	19
RCB231-031111	U	20	U	200	U	98	U	98	U	20
RCB262-042211	U	480	U	5100	U	2400	U	2400	U	480
RCB28-042104	U	190	U	1900	U	930	U	930	U	190
RCB285-081512	U	190	U	4000	U	470	U	470	U	95
RCB286-082312	U	76	U	1600	UJ	190	U	190	U	38
RCB293-041614	U	290	U	570	U	290	U	290	U	57
RCB298-040616	U	1400	U	2800	U	1400	U	1400	U	280
RCB351-091213	U	480	U	950	U	480	U	480	U	95
RCB44-041305	U	130	U	1300	U	29000		490	J	130
RCB45-041305	U	210	U	2100	U	1000	U	1000	U	210
RCB50-021006	U	200	U	2000	U	980	U	980	U	200
RCB60-040214	U	480	U	950	U	480	U	480	U	95
RCB61-061314	U	2100	U	4200	U	2100	U	2100	U	420
RCB62-061314	U	1100	U	2200	U	1100	U	1100	U	220
RCB63-061314	U	1100	U	2200	U	1100	U	1100	U	220
RCB64-061314	U	1600	U	3200	U	1600	U	1600	U	320
RCB77-032416	U	1400	U	2900	U	1400	U	1400	U	290
RCB78-032416	U	1200	U	2300	U	1200	U	1200	U	230
RCB79-032416	U	1100	U	2200	U	1100	U	1100	U	220
RCB81-040116	U	1400	U	2800	U	1400	U	1400	U	280
RCB-D071039	U	37	U	370	U	190	U	190	U	37
RCB-D071041	U	43	U	430	U	220	U	220	U	43
RORY-D-102820	U	134	U	206	U	114	U	133	U	22.2
ROW24-011405	U	2000	U	20000	U	10000	U	10000	U	2000
RVR-ST1-061423	U	8.9	U	33.6	U	16.1	U	20.4	U	7.9
RVR-ST1-061423-G	U	8.9	U	33.8	U	16.2	U	20.5	U	8
SL4-042717	U	75.8	U	117	U	64.8	U	75.5	U	12.6
SL4-T6-010907	U	45	U	450	U	220	U	220	U	45
SL4-T6-031606	U	210	U	2100	U	1000	U	1000	U	210

Appendix B: All Data for Prioritization

nloronaphthalene ug/kg		2-Chlorophenol ug/kg		2-Methylnaphthalene ug/kg		2-Methylphenol ug/kg		2-Nitroaniline ug/kg		
SYS_SAMPLE_CODE	INTERPRETED_QUALIFIERS	RESULT_TEXT	INTERPRETED_QUALIFIERS	RESULT_TEXT	INTERPRETED_QUALIFIERS	RESULT_TEXT	INTERPRETED_QUALIFIERS	RESULT_TEXT	INTERPRETED_QUALIFIERS	RESULT_TEXT
RCB12-040704	U	160	U	160	U	160	U	800	U	800
RCB124-010708	U	90	U	90	U	90	U	450	U	450
RCB162-091114	U	140	U	140	U	140	U	670	U	140
RCB163-091114	U	180	U	180	U	180	U	890	U	180
RCB175-080312	U	77	U	62	J	77	U	390	U	390
RCB190-080910	U	360	U	360	U	360	U	1800	U	360
RCB191-012011	U	120	U	380		120	U	600	U	120
RCB192-040116	U	300	U	300	U	300	U	1500	U	300
RCB192-111711	U	62	U	50	J	62	U	310	U	310
RCB193-112911	U	220	U	220	U	220	U	1100	U	1100
RCB194-112911	U	120	U	120		120	U	580	U	580
RCB199-040413										
RCB200-031709	U	87	U	87	U	87	U	440	U	440
RCB200B-072512	U	56	U	56	U	42	J	280	U	280
RCB201-042409	U	59	U	59	U	59	U	300	U	300
RCB210-051909	U	230	U	230	U	230	U	1200	U	1200
RCB22-041604	U	78	U	78	U	78	U	390	U	390
RCB221-060309	U	19	U	19	U	19	U	95	U	95
RCB231-031111	U	20	U	20	U	20	U	98	U	20
RCB262-042211	U	480	U	240	J	480	U	2400	U	2400
RCB28-042104	U	190	U	190	U	190	U	930	U	930
RCB285-081512	U	95	U	95	U	95	U	470	U	470
RCB286-082312	U	38	U	38	U	38	U	190	U	190
RCB293-041614	U	57	U	52	J	57	U	290	U	57
RCB298-040616	U	280	U	280	U	280	U	1400	U	280
RCB351-091213	U	95	U	95		95	U	480	U	95
RCB44-041305	U	130	U	130	U	130	U	650	U	650
RCB45-041305	U	210	U	210	U	210	U	1000	U	1000
RCB50-021006	U	200	U	200	U	200	U	980	U	980
RCB60-040214	U	95	U	100		95	U	480	U	95
RCB61-061314	U	420	UJ	420	U	420	U	2100	U	420
RCB62-061314	U	220	UJ	220	U	220	U	1100	U	220
RCB63-061314	U	220	UJ	220	U	220	U	1100	U	220
RCB64-061314	U	320	UJ	320	U	320	U	1600	U	320
RCB77-032416	U	290	U	290	U	290	U	1400	U	290
RCB78-032416	U	230	U	230	U	230	U	1200	U	230
RCB79-032416	U	220	U	220	U	220	U	1100	U	220
RCB81-040116	U	280	U	280	U	280	U	1400	U	280
RCB-D071039	U	37	U	370	U	37	U	190	U	190
RCB-D071041	U	43	U	43	J	43	U	220	U	220
RORY-D-102820	U	32.3	U	48.7	J	39.2	U	151	U	34.6
ROW24-011405	U	2000	U	4200		2000	U	10000	U	10000
RVR-ST1-061423	U	13.8	U	4.5	U	6.6	UJ	16.3	U	4.8
RVR-ST1-061423-G	U	13.8	U	4.5	U	6.7	UJ	16.4	U	4.9
SL4-042717	U	18.3	U	37.7	J	22.2	U	85.4	UJ	19.6
SL4-T6-010907	U	45	U	45	U	45	U	220	U	220
SL4-T6-031606	U	210	U	210	U	210	U	1000	U	1000

2-Nitrophenol ug/kg		3,3'-Dichlorobenzidine ug/kg		3-Nitroaniline ug/kg		4,6-Dinitro-2-Methylphenol ug/kg		4-Bromophenyl Phenyl Ether ug/kg		4-Chloro
SYS_SAMPLE_CODE	INTERPRETED_QUALIFIERS	RESULT_TEXT	INTERPRETED_QUALIFIERS	RESULT_TEXT	INTERPRETED_QUALIFIERS	RESULT_TEXT	INTERPRETED_QUALIFIERS	RESULT_TEXT	INTERPRETED_QUALIFIERS	RESULT_TEXT
RCB12-040704	U	800	U	960	U	1600	U	160	U	320
RCB124-010708	U	450	U	450	U	900	U	90	U	450
RCB162-091114	U	670	U	670	U	1400	U	140	U	670
RCB163-091114	U	890	U	890	U	1800	U	180	U	890
RCB175-080312	U	580	UJ	390	U	770	U	77	U	390
RCB190-080910	U	1800	U	1800	U	3600	U	360	U	1800
RCB191-012011	U	600	U	600	U	1200	U	120	U	600
RCB192-040116	U	1500	U	1500	U	3000	U	300	U	1500
RCB192-111711	U	470	U	310	U	620	U	62	U	310
RCB193-112911	U	1600	UJ	1100	U	2200	U	220	U	1100
RCB194-112911	U	860	UJ	580	U	1200	U	120	U	580
RCB199-040413										
RCB200-031709	U	440	U	440	U	870	U	87	U	440
RCB200B-072512	U	420	UJ	280	U	560	U	56	U	280
RCB201-042409	U	300	U	300	U	590	U	59	U	300
RCB210-051909	U	1200	U	1200	U	2300	U	230	U	1200
RCB22-041604	U	390	U	470	U	780	U	78	U	160
RCB221-060309	U	95	U	95	U	190	U	19	U	95
RCB231-031111	U	98	U	98	U	200	U	20	U	98
RCB262-042211	U	2400	U	2400	U	4800	U	480	U	2400
RCB28-042104	U	930	U	1100	U	1900	U	190	U	370
RCB285-081512	U	710	UJ	470	U	950	U	95	U	470
RCB286-082312	U	280	UJ	190	U	380	U	38	U	190
RCB293-041614	U	290	UJ	290	U	570	U	57	U	290
RCB298-040616	U	1400	U	1400	U	2800	U	280	U	1400
RCB351-091213	U	480	UJ	480	U	950	U	95	U	480
RCB44-041305	U	650	U	650	U	1300	U	130	U	650
RCB45-041305	U	1000		1000	U	2100	U	210	U	1000
RCB50-021006	U	980	U	980	U	2000	U	200	U	980
RCB60-040214	U	480	U	480	U	950	U	95	U	480
RCB61-061314	U	2100	U	2100	U	4200	U	420	U	2100
RCB62-061314	U	1100	U	1100	U	2200	U	220	U	1100
RCB63-061314	U	1100	U	1100	U	2200	U	220	U	1100
RCB64-061314	U	1600	U	1600	U	3200	U	320	U	1600
RCB77-032416	U	1400	UJ	1400	U	2900	U	290	U	1400
RCB78-032416	U	1200	UJ	1200	U	2300	U	230	U	1200
RCB79-032416	U	1100	UJ	1100	U	2200	U	220	U	1100
RCB81-040116	U	1400	U	1400	U	2800	U	280	U	1400
RCB-D071039	U	190	U	190	U	370	U	37	U	190
RCB-D071041	U	220	U	220	U	430	U	43	U	220
RORY-D-102820	U	156	U	188	U	252	U	30.3	U	144
ROW24-011405	U	10000	U	10000	U	20000	U	2000	U	10000
RVR-ST1-061423	U	7.1	U	22.1	U	37.8	U	16.9	U	12.3
RVR-ST1-061423-G	U	7.1	U	22.2	U	38	U	17	U	12.4
SL4-042717	U	88.3	U	107	U	143	U	17.2	U	81.8
SL4-T6-010907	U	220	U	220	U	450	U	45	U	220
SL4-T6-031606	U			1000	U	2100	U	210	U	1000

Appendix B: All Data for Prioritization

o-3-Methylphenol ug/kg		4-Chloroaniline ug/kg		4-Chlorophenyl Phenylether ug/kg		4-Methylphenol ug/kg		4-Nitroaniline ug/kg		
SYS_SAMPLE_CODE	INTERPRETED_QUALIFIERS	RESULT_TEXT	INTERPRETED_QUALIFIERS	RESULT_TEXT	INTERPRETED_QUALIFIERS	RESULT_TEXT	INTERPRETED_QUALIFIERS	RESULT_TEXT	INTERPRETED_QUALIFIERS	RESULT_TEXT
RCB12-040704	U	480	U	160	U	30000		800	U	800
RCB124-010708	U	450	U	90	U	90	U	450	U	450
RCB162-091114	U	670	U	140	U	540		670	U	670
RCB163-091114	U	890	U	180	U	740		890	U	890
RCB175-080312	U	1000	U	77	U	250		390	U	390
RCB190-080910	U	1800	U	360	U	360	U	1800	U	1800
RCB191-012011	U	600	U	120	U	3600		600	U	600
RCB192-040116	U	1500	U	300	U	4900		1500	U	1500
RCB192-111711	U	840	U	62	U	81	J	310	UJ	310
RCB193-112911	U	2900	U	220	U	620		1100	U	1100
RCB194-112911	U	1600	U	120	U	250		580	U	580
RCB199-040413										
RCB200-031709	U	440	U	87	U	87	U	440	U	440
RCB200B-072512	U	760	U	56	U	130		280	U	280
RCB201-042409	U	300	U	59	U	59	U	300	U	300
RCB210-051909	U	1200	U	230	U	530		1200	U	1200
RCB22-041604	U	230	U	78	U	78	U	390	U	390
RCB221-060309	U	95	U	19	U	19	U	95	U	95
RCB231-031111	U	98	U	20	U	20	U	98	UJ	98
RCB262-042211	U	2400	U	480	U	290	J	2400	U	2400
RCB28-042104	U	560	U	190	U	190	U	930	U	930
RCB285-081512	U	1300	U	95	U	190	U	470	U	470
RCB286-082312	U	510	U	38	U	290		190	U	190
RCB293-041614	U	290	U	57	U	180		290	U	290
RCB298-040616	U	1400	U	280	U	1300		1400	U	1400
RCB351-091213	U	480	U	95	U	4200		480	U	480
RCB44-041305	U	650	U	130	U	130	U	650	U	650
RCB45-041305	U	1000	U	210	U	210	U	1000	U	1000
RCB50-021006	U	980	U	200	U	200	U	980	U	980
RCB60-040214	U	480	U	95	U	470		480	U	480
RCB61-061314	U	2100	U	420	U	11000		2100	UJ	2100
RCB62-061314	U	1100	U	220	U	8000		1100	UJ	1100
RCB63-061314	U	1100	U	220	U	4700		1100	UJ	1100
RCB64-061314	U	1600	U	320	U	4000		1600	UJ	1600
RCB77-032416	U	1400	U	290	U	1500	J	1400	U	1400
RCB78-032416	U	1200	U	230	U	560	J	1200	U	1200
RCB79-032416	U	1100	U	220	U	220	UJ	1100	U	1100
RCB81-040116	U	1400	U	280	U	2300		1400	U	1400
RCB-D071039	U	190	U	37	U	37	U	190	U	190
RCB-D071041	U	220	U	43	U	43	J	220	U	220
RORY-D-102820	U	168	U	34.8	U	1220		174	U	222
ROW24-011405	U	10000	U	2000	U	2000		10000	U	10000
RVR-ST1-061423	U	26.2	U	19.1	U	7.4	UJ	29.3	U	32.5
RVR-ST1-061423-G	U	26.3	U	19.1	U	7.4	UJ	29.4	U	32.6
SL4-042717	U	95.3	U	19.7	U	145		98.7	UJ	126
SL4-T6-010907	U	220	U	45	U	810		220	U	220
SL4-T6-031606	U			210	U	770		1000	U	1000

Appendix B: All Data for Prioritization

4-Nitrophenol ug/kg		8-9 Phi Clay %		9-10 Phi Clay %		Acenaphthene ug/kg		Acenaphthylene ug/kg		
SYS_SAMPLE_CODE	INTERPRETED_QUALIFIERS	RESULT_TEXT	INTERPRETED_QUALIFIERS	RESULT_TEXT	INTERPRETED_QUALIFIERS	RESULT_TEXT	INTERPRETED_QUALIFIERS	RESULT_TEXT	INTERPRETED_QUALIFIERS	RESULT_TEXT
RCB12-040704	U	0.8		0.6		160	U	160	U	160
RCB124-010708	U	4		3.3		90	U	90	U	90
RCB162-091114	U	6.2		5.8		140	U	140	U	290
RCB163-091114	U	5.8		5.4		180	U	180	U	300
RCB175-080312	U	1.3		1.1		77	U	77	U	77
RCB190-080910	U	1.2		1		360	U	360	U	360
RCB191-012011	U	1.4		0.7		120	U	120	U	120
RCB192-040116	U					300	U	300	U	1300
RCB192-111711	U	1.3		1.1		62	U	62	U	100
RCB193-112911	U	0.8		0.6		220	U	220	U	220
RCB194-112911	U	2		2.1		120	U	120	U	120
RCB199-040413										
RCB200-031709	U	0.9		0.6		87	U	87	U	87
RCB200B-072512	U	0.2		0.1		56	U	56	U	28
RCB201-042409	U	0.7		0.5		59	U	59	U	59
RCB210-051909	U	1.1		0.7		230	U	230	U	230
RCB22-041604	U	0.4		0.1		78	U	78	U	78
RCB221-060309	U					19	U	19	U	19
RCB231-031111	U	1.5		1.1		20	U	20	U	20
RCB262-042211	U	1.3		0.9		480	U	480	U	480
RCB28-042104	U	1.1		0.2		190	U	190	U	190
RCB285-081512	U	0.3		0.1	U	95	U	95	U	95
RCB286-082312	U	9.1	U	9.1	U	38	U	38	U	38
RCB293-041614	U	0.4		0.1		57	U	57	U	52
RCB298-040616	U					280		280	U	1200
RCB351-091213	U	0.7		0.6		95	U	95	U	100
RCB44-041305	U	3.2		1.5		130	U	130	U	130
RCB45-041305	U	1.7		1.1		210	U	210	U	210
RCB50-021006	U	0.3				200	U	200	U	200
RCB60-040214	U	2.3		1.8		210		160		2000
RCB61-061314	U	4.8		2.7		420	U	420	U	420
RCB62-061314	U	12.8		10.7		220	U	220	U	320
RCB63-061314	U	7.8		5.3		220	U	220	U	600
RCB64-061314	U	11.5		7.4		320	U	320	U	250
RCB77-032416	U					290	U	130	J	600
RCB78-032416	U					81	J	69	J	160
RCB79-032416	U					220	U	220	U	78
RCB81-040116	U					280	U	280	U	110
RCB-D071039	U					37	U	37	U	37
RCB-D071041	U					43	U	43	U	43
RORY-D-102820	U					25.6	U	27.3	J	49.8
ROW24-011405	U	1.7		0.2		2000	U	2000	U	2000
RVR-ST1-061423	U					5.2	J	6.2	U	7.8
RVR-ST1-061423-G	U					5.2	U	6.2	U	7.2
SL4-042717	U					44.5	J	35.4	J	157
SL4-T6-010907	U	0.5		0.2		59		45	U	100
SL4-T6-031606	U	0.5		0.3		210	U	210	U	130

Appendix B: All Data for Prioritization

Anthracene ug/kg		Aroclor 1016 ug/kg		Aroclor 1221 ug/kg		Aroclor 1232 ug/kg		Aroclor 1242 ug/kg		
SYS_SAMPLE_CODE	INTERPRETED_QUALIFIERS	RESULT_TEXT	INTERPRETED_QUALIFIERS	RESULT_TEXT	INTERPRETED_QUALIFIERS	RESULT_TEXT	INTERPRETED_QUALIFIERS	RESULT_TEXT	INTERPRETED_QUALIFIERS	RESULT_TEXT
RCB12-040704	U	20	U	20	U	20	U	20	U	20
RCB124-010708	U	20	U	20	U	20	U	20	U	20
RCB162-091114		19	U	19	U	19	U	19	U	81
RCB163-091114		20	U	20	U	20	U	20	U	62
RCB175-080312	U	18	U	18	U	18	U	18	U	34
RCB190-080910	U	19	U	19	U	19	U	19	U	48
RCB191-012011	U	20	U	20	U	20	U	20	U	25
RCB192-040116		19	U	19	U	19	U	19	U	47
RCB192-111711		38	U	38	U	38	U	38	U	80
RCB193-112911	U	95	U	95	U	95	U	95	U	170
RCB194-112911	U	190	U	190	U	190	U	190	U	310
RCB199-040413		18	U	18	U	18	U	18	U	18
RCB200-031709	U	20	U	20	U	20	U	20	U	20
RCB200B-072512	J	17	U	17	U	17	U	17	U	22
RCB201-042409	U	17	U	17	U	17	U	17	U	17
RCB210-051909	U	20	U	20	U	20	U	20	U	20
RCB22-041604	U	20	U	20	U	20	U	20	U	20
RCB221-060309	U	19	U	19	U	19	U	19	U	19
RCB231-031111	U	20	U	20	U	20	U	20	U	20
RCB262-042211	U	19	U	19	U	19	U	19	U	29
RCB28-042104	U	20	U	20	U	20	U	20	U	20
RCB285-081512	U	20	U	20	U	20	U	20	U	20
RCB286-082312	U	19	U	19	U	19	U	19	U	19
RCB293-041614	J	18	U	18	U	18	U	18	U	34
RCB298-040616		19	U	19	U	19	U	19	U	19
RCB351-091213		90	U	90	U	90	U	90	U	90
RCB44-041305	U	59	U	120	Y	59	U	59	U	59
RCB45-041305	U	20	U	20	U	20	U	20	U	20
RCB50-021006	U	20	U	20	U	20	U	20	U	20
RCB60-040214		18	U	18	U	18	U	18	U	37
RCB61-061314	U	19	U	19	U	19	U	19	U	86
RCB62-061314		19	U	19	U	19	U	19	U	91
RCB63-061314		19	U	19	U	19	U	19	U	58
RCB64-061314	J	92	U	92	U	92	U	92	U	92
RCB77-032416		19	U	19	U	19	U	19	U	65
RCB78-032416	J	18	U	18	U	18	U	18	U	27
RCB79-032416	J	19	U	19	U	19	U	19	U	19
RCB81-040116	J	19	U	19	U	19	U	19	U	19
RCB-D071039	U	4	U	4	U	4	U	4	U	4
RCB-D071041	U	9.4	U	9.4	U	9.4	U	9.4	U	9.4
RORY-D-102820	J	53.2	U	53.2	U	53.2	U	141		53.2
ROW24-011405		58	U	58	U	58	U	58	U	58
RVR-ST1-061423	J	20	U	20	U	20	U	20	U	20
RVR-ST1-061423-G	U	19.9	U	19.9	U	19.9	U	19.9	U	19.9
SL4-042717		17.9	U	17.9	U	17.9	U	17.9	U	21.4
SL4-T6-010907		32	U	32	U	32	U	32	U	32
SL4-T6-031606	J	20	U	20	U	20	U	20	U	39

Appendix B: All Data for Prioritization

Aroclor 1248 ug/kg		Aroclor 1254 ug/kg		Aroclor 1260 ug/kg		Arsenic mg/kg		Benzo(A)Anthracene ug/kg		B
SYS_SAMPLE_CODE	INTERPRETED_QUALIFIERS	RESULT_TEXT	INTERPRETED_QUALIFIERS	RESULT_TEXT	INTERPRETED_QUALIFIERS	RESULT_TEXT	INTERPRETED_QUALIFIERS	RESULT_TEXT	INTERPRETED_QUALIFIERS	RESULT_TEXT
RCB12-040704	U	30		20	J	10	U	530		400
RCB124-010708	U	46		39	Y	10	U	90	U	90
RCB162-091114		180		310		8	U	320		300
RCB163-091114	J	130		230		9	U	650		670
RCB175-080312		43		38	J	5.3		120		140
RCB190-080910	Y	110		41		9	U	840		720
RCB191-012011	Y	43		38		10	U	80	J	150
RCB192-040116	U	60		54		8	U	430		330
RCB192-111711		130		81		9	U	380		570
RCB193-112911		260		140		9	U	240		260
RCB194-112911		580		190	U	40	U	120	U	120
RCB199-040413	U	210		230						
RCB200-031709	U	31		31		8		87	U	87
RCB200B-072512		33		41	J	8	U	95		120
RCB201-042409	U	17	U	26		7		59	U	59
RCB210-051909	U	84		180		20	J	190	J	160
RCB22-041604	U	20	U	21	J	6	U	81		89
RCB221-060309	U	19	U	19	U	9	J	19	U	19
RCB231-031111	U	20	U	25	J	14		20	U	20
RCB262-042211	Y	72	J	34	J	13		480	U	480
RCB28-042104	U	36		20	U	10	U	250		260
RCB285-081512	U	25	UJ	20	U	7	U	160		150
RCB286-082312	U	23	UJ	19	UJ	9.9		28	J	38
RCB293-041614		46		24		20		190		200
RCB298-040616	U	35		40		8	U	5600		5500
RCB351-091213	U	2700		90	U	10		250		200
RCB44-041305	U	100		150		11		130	U	270
RCB45-041305	U	48	P	74		23		210	U	210
RCB50-021006	U	110		79		6	U	200	U	200
RCB60-040214	U	130		89		9	U	3200		3000
RCB61-061314	J	160		150		10		290	J	330
RCB62-061314		140	U	450		10	U	550		520
RCB63-061314		140		190		9		650		580
RCB64-061314	U	130		240		10		980		1200
RCB77-032416	U	94		100		10	U	1100		1100
RCB78-032416	U	64		41		22		690		470
RCB79-032416	U	84	J	27		7	U	260		190
RCB81-040116	U	37		43		19		240	J	240
RCB-D071039	U	9.4		9.2		8		37	U	37
RCB-D071041	U	16		12	U	20	U	36	J	38
RORY-D-102820	U	53.2	U	53.2	U	16		162		187
ROW24-011405	U	58	U	58	U	20	U	2000	U	2000
RVR-ST1-061423	U	20	U	20	U	3.94	J	57.1		61.9
RVR-ST1-061423-G	U	19.9	U	19.9	U	3.67	J	6	U	9.8
SL4-042717		51.4		26.9		6.86	U	459		383
SL4-T6-010907	U	48		38		8	U	280		270
SL4-T6-031606	Y	100		150		9		370		340

Appendix B: All Data for Prioritization

enzo(A)Pyrene ug/kg		Benzo(G,H,I)Perylene ug/kg		Benzofluoranthenes, Total ug/kg		Benzoic Acid ug/kg		Benzyl Alcohol ug/kg		bis(2-Cl
SYS_SAMPLE_CODE	INTERPRETED_QUALIFIERS	RESULT_TEXT	INTERPRETED_QUALIFIERS	RESULT_TEXT	INTERPRETED_QUALIFIERS	RESULT_TEXT	INTERPRETED_QUALIFIERS	RESULT_TEXT	INTERPRETED_QUALIFIERS	RESULT_TEXT
RCB12-040704		180		1000		3000		160	U	160
RCB124-010708	U	90	U	110		900	U	90	U	90
RCB162-091114		160		1100		610	J	350		140
RCB163-091114		420		1900		810	J	320		180
RCB175-080312		180	J	370		1600	U	77	U	77
RCB190-080910		270	J	1600		3600	U	360	UJ	360
RCB191-012011		260	J	270		1000	J	600	U	120
RCB192-040116		310		880		1100	J	300	U	300
RCB192-111711		380		1300		1200	U	100		62
RCB193-112911		290		510		4300	U	220	UJ	220
RCB194-112911	U	120	U	100	J	2300	U	120	UJ	120
RCB199-040413										
RCB200-031709	U	87	U	140		870	U	87	U	87
RCB200B-072512		170		270		1100	U	100		56
RCB201-042409	U	59	U	184	J	590	U	59	U	59
RCB210-051909	J	130	J	520	J	2300	U	620		230
RCB22-041604		78	U	196		780	U	78	U	78
RCB221-060309	U	19	U	19	U	190	U	19	U	19
RCB231-031111	U	20	U	11	J	110	J	460		20
RCB262-042211	U	290	J	510		4800	U	480	U	480
RCB28-042104		190	U	460		1900	U	190	U	190
RCB285-081512		150		370		1900	U	120	Y	95
RCB286-082312		53		93		430	J	630		38
RCB293-041614		120		450		330	J	120		57
RCB298-040616		3800		10000		2800	U	280	UJ	280
RCB351-091213		280		570		500	J	200		95
RCB44-041305		130	U	530		1300	U	130	U	130
RCB45-041305	U	210	U	230		2100	U	210	U	210
RCB50-021006		200	U	100	J	2000	U	200	U	200
RCB60-040214		1000		6600		1000		110		95
RCB61-061314	J	400	J	790	J	4200	U	420	U	420
RCB62-061314		460		1600		1300	J	510		220
RCB63-061314		450		1600		1000	J	160	J	220
RCB64-061314		650		2800		3200	U	320	U	320
RCB77-032416		940		2500		2900	UJ	290	U	290
RCB78-032416		500		1800		2300	UJ	230	U	230
RCB79-032416	J	340		760		2200	UJ	220	U	220
RCB81-040116	J	300		590		2800	U	280	U	280
RCB-D071039	U	37	U	32	J	370	U	37	U	37
RCB-D071041	J	32	J	85	J	430	U	43	U	43
RORY-D-102820		237		459		716	J	136		31.7
ROW24-011405	U	2000	U	2000	U	20000	U	2000	U	2000
RVR-ST1-061423		55.9		153		47.2	J	40.7		4.3
RVR-ST1-061423-G	J	14.4	J	21	U	39	U	17.4	J	4.3
SL4-042717		330		752		237	J	97.7		17.9
SL4-T6-010907		96		710		450	U	45	U	45
SL4-T6-031606		150	J	910		2100	U	210	U	210

Appendix B: All Data for Prioritization

Methoxy methane ug/kg		Bis-(2-chloroethyl) ether ug/kg		Bis(2-ethylhexyl)phthalate ug/kg		Butylbenzylphthalate ug/kg		Carbazole ug/kg		
SYS_SAMPLE_CODE	INTERPRETED_QUALIFIERS	RESULT_TEXT	INTERPRETED_QUALIFIERS	RESULT_TEXT	INTERPRETED_QUALIFIERS	RESULT_TEXT	INTERPRETED_QUALIFIERS	RESULT_TEXT	INTERPRETED_QUALIFIERS	RESULT_TEXT
RCB12-040704	U	320	U	5600		220		160	U	730
RCB124-010708	U	90	U	1300		90	U	90	U	91
RCB162-091114	U	140	U	2200		180		150		1100
RCB163-091114	U	180	U	5000		230		200		1600
RCB175-080312	U	77	U	8200	B	260		77	U	340
RCB190-080910	U	360	U	13000	B	640		360	U	1300
RCB191-012011	U	120	U	19000		8800		120	U	270
RCB192-040116	U	300	U	2100		340		490		860
RCB192-111711	U	62	U	2200		170		130		810
RCB193-112911	U	220	U	7000		530		220	UJ	500
RCB194-112911	U	120	U	1600		400		120	UJ	92
RCB199-040413										
RCB200-031709	U	87	U	2400	B	190		87	U	140
RCB200B-072512	U	56	U	1700	B	250	J	56	U	210
RCB201-042409	U	59	U	980		140		59	U	93
RCB210-051909	U	230	U	3600		420		230	U	500
RCB22-041604	U	160	U	3100		160		78	U	170
RCB221-060309	U	19	U	24		19	U	19	U	10
RCB231-031111	U	20	U	11	J	20	UJ	20	U	20
RCB262-042211	U	480	U	25000	B	480	U	480	U	510
RCB28-042104	U	370	U	4100		290		190	U	400
RCB285-081512	U	95	U	1300	B	95	U	95	U	260
RCB286-082312	U	38	U	1400	B	110		38	U	72
RCB293-041614	U	57	U	2900		410		46	J	340
RCB298-040616	U	280	U	2400		280	U	1700	J	7300
RCB351-091213	U	95	U	6900		1300		230	J	580
RCB44-041305	U	130	U	1600		200		130	U	220
RCB45-041305	U	210	U	7800		210	U	210	U	220
RCB50-021006	U	200	U	2000		150		200	U	140
RCB60-040214	U	95	U	5100		280	J	290		5100
RCB61-061314	U	420	U	12000		500		420	U	900
RCB62-061314	U	220	U	3300		220	U	140	J	1600
RCB63-061314	U	220	U	4700		360		250		1400
RCB64-061314	U	320	U	7100		320	U	160	J	2300
RCB77-032416	UJ	290	UJ	6400		790		200		2800
RCB78-032416	UJ	230	UJ	3800		560		210		1600
RCB79-032416	UJ	220	UJ	3700		220	U	220	U	650
RCB81-040116	U	280	U	3200		380		280	U	590
RCB-D071039	U	37	U	300		37		37	U	28
RCB-D071041	U	43	U	360		250	U	43	U	49
RORY-D-102820	U	33.9	U	9360		261		37.1	J	414
ROW24-011405	U	2000	U	18000		2000		2000	U	2000
RVR-ST1-061423	U	19.2	U	623		9.4	U	10.5	J	109
RVR-ST1-061423-G	U	19.3	U	108		9.4	U	4.3	U	9.2
SL4-042717	U	19.2	U	4420		392		74.1		664
SL4-T6-010907	U	45	U	2600		240		78		330
SL4-T6-031606	U	210	U	7500		330		140	J	580

Appendix B: All Data for Prioritization

Chrysene ug/kg		Coarse Sand %		Coarse Silt %		Copper mg/kg		cPAH ug/kg		Diben
SYS_SAMPLE_CODE	INTERPRETED_QUALIFIERS	RESULT_TEXT	INTERPRETED_QUALIFIERS	RESULT_TEXT	INTERPRETED_QUALIFIERS	RESULT_TEXT	INTERPRETED_QUALIFIERS	RESULT_TEXT	INTERPRETED_QUALIFIERS	RESULT_TEXT
RCB12-040704		11.9		2.2		112		612.3		160
RCB124-010708		12		6.8		80.9		83.91		90
RCB162-091114		7.5		3.5		99.6		497		140
RCB163-091114		5.3		9.7		138		1018	J	120
RCB175-080312		10		5.5		110		216.3		77
RCB190-080910		13.3		11.3		151		1049		120
RCB191-012011		12.1		6.1		175		221		120
RCB192-040116		10.4				68.4		550.6	J	300
RCB192-111711		8.8		9		100	J	816.5		91
RCB193-112911		16.3		1.8		304	J	395		220
RCB194-112911	J	14.6		6.9		742		106.92		120
RCB199-040413										
RCB200-031709		12.8		7.6		98.4		85		87
RCB200B-072512		14		4.8		92.6	J	184		36
RCB201-042409		15.2		2.3		80.4		84.93	J	59
RCB210-051909		4.6		1.9		228	J	293.5		230
RCB22-041604		23.4		1.3		97.2		137.9		78
RCB221-060309	J	9.5				39.6	J	16.25		19
RCB231-031111	U	7.7		1.2		43.8		17.1		20
RCB262-042211		13.3		5.1		97.3	J	418.1		480
RCB28-042104		14.2		2.3		76.9		382.5		190
RCB285-081512		17.6		4.2		44.5		234.6		95
RCB286-082312		21.3		9.1	U	85.3		61.42		38
RCB293-041614		16.5		3.4		270		288		57
RCB298-040616		12.6				66.3		7983	J	1200
RCB351-091213		9.9		16.3		109		324.6	J	57
RCB44-041305		15.1		5.1		98.8		364.2		130
RCB45-041305		15.4		3.7		105		193.2		210
RCB50-021006	J	22.1		1.7		37.9		271.4		200
RCB60-040214		10.1		7.9		962		4278		370
RCB61-061314		6.2		12.5		177		552	J	420
RCB62-061314		5.5		6.5		110		834		220
RCB63-061314		5.1		10		128		902		220
RCB64-061314		2.6		5.4		147		1730		320
RCB77-032416		9.7				120		1602		290
RCB78-032416		11.7				151		819	J	130
RCB79-032416		14.2				64.9		359.5	J	220
RCB81-040116		5.3				93.6		400.9	J	280
RCB-D071039	J	11.1				720		55.28		37
RCB-D071041		45.5				59.4		35.095		43
RORY-D-102820						189		278.6	J	33.4
ROW24-011405	U	16.3		3.8		84.4		2820		2000
RVR-ST1-061423		43.7				13.5		92.34		17.1
RVR-ST1-061423-G	J	35.8				8.98		17.892	J	17.2
SL4-042717						87.7		570.62		94.2
SL4-T6-010907		9.2		4.8		75.6		390.8		45
SL4-T6-031606		5.5		6.4		93.3		529.8		210

Appendix B: All Data for Prioritization

zo(A,H)Anthracene ug/kg		Dibenzofuran ug/kg		Diesel Range Hydrocarbons mg/kg		Diethylphthalate ug/kg		Dimethylphthalate ug/kg		Di-
SYS_SAMPLE_CODE	INTERPRETED_QUALIFIERS	RESULT_TEXT	INTERPRETED_QUALIFIERS	RESULT_TEXT	INTERPRETED_QUALIFIERS	RESULT_TEXT	INTERPRETED_QUALIFIERS	RESULT_TEXT	INTERPRETED_QUALIFIERS	RESULT_TEXT
RCB12-040704	U	160	U	540		160	U	160	U	160
RCB124-010708	U	90	U	210		90	U	90	U	90
RCB162-091114	U	140	U	670		140	U	140	U	140
RCB163-091114	J	180	U	820		180	U	98	J	110
RCB175-080312	U	77	U	660		190	U	77	U	77
RCB190-080910	J	360	U	920		360	U	360	U	360
RCB191-012011	U	120	U	300		120	U	120	U	120
RCB192-040116	U	300	U	930		300	U	240	J	300
RCB192-111711		44	J	750		160	U	62	U	91
RCB193-112911	U	220	U	1600		540	U	220	U	440
RCB194-112911	U	120	U	1900		290	U	1200		170
RCB199-040413										
RCB200-031709	U	87	U	91		87	U	87	U	87
RCB200B-072512	J	56	U	71		140	U	120		45
RCB201-042409	U	59	U	100		59	U	59	U	59
RCB210-051909	U	230	U	590		230	U	190	J	370
RCB22-041604	U	78	U	230		78	U	78	U	78
RCB221-060309	U	19	U	57	U	19	U	19	U	19
RCB231-031111	U	20	U	72	U	20	U	20	U	20
RCB262-042211	U	480	U	2900		480	U	480	U	480
RCB28-042104	U	190	U	140		190	U	190	U	190
RCB285-081512	U	95	U	530		240	U	95	U	95
RCB286-082312	U	38	U	300		95	U	38	U	38
RCB293-041614	U	57	U	420		57	U	69		230
RCB298-040616		280	U	400		280	U	280	U	280
RCB351-091213	J	100		370		95	U	95	U	140
RCB44-041305	U	130	U	600		130	U	130	U	37000
RCB45-041305	U	210	U	880		210	U	210	U	370
RCB50-021006	U	200	U	340		200	U	100	U	200
RCB60-040214		140		1500		95	U	95	U	150
RCB61-061314	U	420	U	2800		420	U	270	J	420
RCB62-061314	U	220	U	1200		220	U	220	U	220
RCB63-061314	U	220	U	1100		220	U	220	U	220
RCB64-061314	U	320	U	1600		320	U	320	U	320
RCB77-032416	U	290	U	1900		290	U	290	U	100
RCB78-032416	J	58	J	600		230	U	130	J	81
RCB79-032416	U	220	U	1100		220	U	190	J	220
RCB81-040116	U	280	U	690		280	U	280	U	84
RCB-D071039	U	37	U	88		37	U	37	U	37
RCB-D071041	U	43	U	58		43	U	43	U	43
RORY-D-102820	J	23.7	J			88.5	U	52.1	J	102
ROW24-011405	U	2000	U	6400		2000		2000	U	2000
RVR-ST1-061423	U	14	U			19.6	U	24.2		5.8
RVR-ST1-061423-G	U	14.1	U			19.7	U	7.3	J	5.6
SL4-042717		13	U			50.1	U	18.2	U	95.4
SL4-T6-010907	U	45	U	280		45	U	40	J	51
SL4-T6-031606	U	210	U	530		210	U	210	U	210

Appendix B: All Data for Prioritization

N-Butylphthalate ug/kg		Di-N-Octylphthalate ug/kg		Fine Sand %		Fine Silt %		Fluoranthene ug/kg	
SYS_SAMPLE_CODE	INTERPRETED_QUALIFIERS	RESULT_TEXT	INTERPRETED_QUALIFIERS	RESULT_TEXT	INTERPRETED_QUALIFIERS	RESULT_TEXT	INTERPRETED_QUALIFIERS	RESULT_TEXT	INTERPRETED_QUALIFIERS
RCB12-040704	U	230		29		2		1800	
RCB124-010708	U	90	U	10.5		5.8		130	
RCB162-091114	U	110	J	4.7		6.7		770	
RCB163-091114	J	220		4.7		15.3		1900	
RCB175-080312		350		3.5		10		380	
RCB190-080910	U	1100	J	10.5		6.2		2000	
RCB191-012011	U	120	U	15.5		3.4		340	
RCB192-040116	U	250	J	13.6				1400	
RCB192-111711		170		11.2		5.2		1200	
RCB193-112911		220	UJ	13.8		2.5		790	
RCB194-112911		120	UJ	8.2		3.3		160	
RCB199-040413									
RCB200-031709	U	87	U	17.4		1.9		160	
RCB200B-072512	J	67		18.7		2.3		290	
RCB201-042409	U	120		8.7		1.3		130	
RCB210-051909		120	J	7.3		2.8		1100	
RCB22-041604	U	110		16.2		0.7		220	
RCB221-060309	U	19	U	2.2				18	J
RCB231-031111	U	20	U	8.8		3.5		10	J
RCB262-042211	U	480	U	7.1		4.2		680	
RCB28-042104	U	330		13		1.9		590	
RCB285-081512	U	95	U	13.7		0.8		440	
RCB286-082312	U	240		12.6		9.1	U	100	
RCB293-041614		140		14.4		0.9		440	
RCB298-040616	U	280	U	6.1				14000	
RCB351-091213		95	U	13.4		2.5		1000	
RCB44-041305	B	130	U	16		5.6		340	
RCB45-041305	B	210	U	18.5		3.6		390	
RCB50-021006	U	150	U	9.4		0.8		200	
RCB60-040214		95	U	11.8		6.7		6100	
RCB61-061314	U	420	U	10.5		14.3		1000	
RCB62-061314	U	220	U	4.4		10.6		1400	
RCB63-061314	U	160	J	5.3		12.2		1800	
RCB64-061314	U	320	U	4		17.5		3000	
RCB77-032416	J	290	U	9.2				2500	
RCB78-032416	J	250		18.8				2700	
RCB79-032416	U	220	U	7.1				960	
RCB81-040116	J	180	J	9.5				630	
RCB-D071039	U	23	J	9.2				44	
RCB-D071041	U	28		0.6				110	
RORY-D-102820		362						569	
ROW24-011405		2000		12.2		3.2		2000	U
RVR-ST1-061423	J	4.4	U	8.7				182	
RVR-ST1-061423-G	U	4.4	U	6.8				11.9	J
SL4-042717		1770						1030	
SL4-T6-010907		190		30.9		1.7		810	
SL4-T6-031606	U	1200		35.7		2.3		1100	

Fluorene ug/kg		Gravel %		Hexachlorobenzene ug/kg		Hexachlorobutadiene ug/kg		Hexachlorocyclopentadiene ug/kg		He
SYS_SAMPLE_CODE	INTERPRETED_QUALIFIERS	RESULT_TEXT	INTERPRETED_QUALIFIERS	RESULT_TEXT	INTERPRETED_QUALIFIERS	RESULT_TEXT	INTERPRETED_QUALIFIERS	RESULT_TEXT	INTERPRETED_QUALIFIERS	RESULT_TEXT
RCB12-040704	U	2.9		160	U	160	U	800	U	160
RCB124-010708	U	10.2		90	U	90	U	450	U	90
RCB162-091114	J	27.7		140	U	140	U	670	UJ	140
RCB163-091114	J	10.1		180	U	180	U	890	UJ	180
RCB175-080312	U	31.8		77	UJ	77	U	1600	U	77
RCB190-080910	U	9.1		360	U	360	U	1800	UJ	360
RCB191-012011	J	20.7		120	U	120	U	600	U	120
RCB192-040116	J	1.8		300	U	300	U	1500	U	300
RCB192-111711		1.9		62	U	310	U			62
RCB193-112911	U	16.7		220	U	1100	U	4300	U	220
RCB194-112911	U	23.4		120	U	580	U	2300	U	120
RCB199-040413										
RCB200-031709	U	11.8		87	U	87	U	440	U	87
RCB200B-072512	U	11.4		56	U	56	U	1100	U	56
RCB201-042409	U	31.3		59	U	59	U	300	U	59
RCB210-051909	U	57.2		230	U	230	U	1200	U	230
RCB22-041604	U	7.1		78	U	78	U	390	U	78
RCB221-060309	U	59.2		19	U	19	U	95	U	19
RCB231-031111	U	44.5		20	U	20	U	98	U	20
RCB262-042211	U	25.6		480	U	480	U	2400	U	480
RCB28-042104	U	27.2		190	U	190	U	930	U	190
RCB285-081512	U	20.3		95	U	95	U	1900	U	95
RCB286-082312	U	11		38	U	38	U	760	U	38
RCB293-041614	J	22.1		57	U	57	U	290	UJ	57
RCB298-040616		13.7		280	U	280	U	1400	U	280
RCB351-091213		16.1		95	U	95	U	480	U	95
RCB44-041305	U	3.4		130	U	130	U	650	U	130
RCB45-041305	U	5.6		210	U	210	U	1000	U	210
RCB50-021006	U	22.3		200	U	200	U	980	U	200
RCB60-040214		15.9		95	U	95	U	480	U	95
RCB61-061314	U	1		420	U	420	U	2100	UJ	420
RCB62-061314	U	3.9		220	U	220	U	1100	UJ	220
RCB63-061314	J	12.8		220	U	220	U	1100	UJ	220
RCB64-061314	U	4.4		320	U	320	U	1600	UJ	320
RCB77-032416	U	6.3		290	U	290	U	1400	U	290
RCB78-032416	J	7.2		230	U	230	U	1200	U	230
RCB79-032416	U	21.2		220	U	220	U	1100	U	220
RCB81-040116	U	2.8		280	U	280	U	1400	U	280
RCB-D071039	U	45.9		37	U	37	U	190	U	37
RCB-D071041	U	3.9		43	U	43	U	220	U	43
RORY-D-102820	U			23.7	U	25	U	206	U	28.2
ROW24-011405	U	19.2		2000		2000	U	10000	U	2000
RVR-ST1-061423	U			13.4	U	4.8	U	24.3	U	6.9
RVR-ST1-061423-G	U			13.5	U	4.8	U	24.4	U	6.9
SL4-042717	J			13.4	U	14.2	U	117	U	16
SL4-T6-010907		1.7		45	U	45	U	220	U	45
SL4-T6-031606	U	1		210	U	210	U	1000	U	210

Appendix B: All Data for Prioritization

Dichloroethane ug/kg		HPAH ug/kg		Indeno(1,2,3-Cd)Pyrene ug/kg		Isophorone ug/kg		Lead mg/kg		
SYS_SAMPLE_CODE	INTERPRETED_QUALIFIERS	RESULT_TEXT	INTERPRETED_QUALIFIERS	RESULT_TEXT	INTERPRETED_QUALIFIERS	RESULT_TEXT	INTERPRETED_QUALIFIERS	RESULT_TEXT	INTERPRETED_QUALIFIERS	
RCB12-040704	U	5810		200		160	U	77		660
RCB124-010708	U	461		90	U	90	U	63		90
RCB162-091114	U	4710		160		140	U	32		817
RCB163-091114	U	9350	J	290		180	U	95		1430
RCB175-080312	U	2085	J	85		77	U	47		242
RCB190-080910	U	9090	J	240	J	360	U	76		1000
RCB191-012011	U	1773	J	93	J	120	U	73		631
RCB192-040116	U	5820	J	210	J	300	U	35		2330
RCB192-111711	U	5971		340		62	U	85	J	818
RCB193-112911	U	3330	J	220	U	220	U	228		690
RCB194-112911	U	492	J	120	U	120	U	200		160
RCB199-040413										
RCB200-031709	U	620		87	U	87	U	60		87
RCB200B-072512	U	1561	J	110		56	U	56		208
RCB201-042409	U	607	J	59	U	59	U	43		59
RCB210-051909	U	3330	J	230	U	230	U	104	J	530
RCB22-041604	U	1006		78	U	78	U	65		100
RCB221-060309	U	42	J	19	U	19	U	9	J	14
RCB231-031111	U	21	J	20	U	20	U	47		20
RCB262-042211	U	2880	J	480	U	480	U	53	J	580
RCB28-042104	U	2550		190	U	190	U	131		380
RCB285-081512	U	2010		100		95	UJ	56		320
RCB286-082312	U	524	J	30	J	38	U	83		72
RCB293-041614	U	2392		92		57	U	41		445
RCB298-040616	U	62100	J	3700	J	280	U	19		8390
RCB351-091213	U	3937	J	140		95	U	53		1140
RCB44-041305	U	1600		130	U	130	U	113		130
RCB45-041305	U	1130		210	U	210	U	87		210
RCB50-021006	U	640	J	200	U	200	U	10		150
RCB60-040214	U	32560		990		95	U	56	J	5600
RCB61-061314	U	5010	J	420	U	420	U	90		620
RCB62-061314	U	8120		390		220	U	43		870
RCB63-061314	U	8570		390		220	U	93		1630
RCB64-061314	U	14380		650		320	U	155		1550
RCB77-032416	U	14300	J	560		290	U	68		2190
RCB78-032416	U	10210	J	320		230	U	88		1611
RCB79-032416	U	4030	J	170	J	220	U	24		398
RCB81-040116	U	3540	J	160	J	280	U	61		550
RCB-D071039	U	140	J	37	U	37	U	118		19
RCB-D071041	U	494		24	J	43	U	80		48
RORY-D-102820	U	2949.4	J	120		38.7	U	100		491.1
ROW24-011405	U	2000	U	2000	U	2000	U	19		9900
RVR-ST1-061423	U	818.5		43.6		9.5	U	3.64		80.2
RVR-ST1-061423-G	U	57.2	J	14.6	U	9.5	U	1.42	J	20
SL4-042717	U	5004.2		222		21.9	U	65.4		1102.3
SL4-T6-010907	U	3211		95		45	U	131		671
SL4-T6-031606	U	4410	J	140	J	210	U	91		870

Appendix B: All Data for Prioritization

LPAH ug/kg		Medium Sand %		Medium Silt %		Mercury mg/kg		Motor Oil Range mg/kg		
SYS_SAMPLE_CODE	INTERPRETED_QUALIFIERS	RESULT_TEXT	INTERPRETED_QUALIFIERS	RESULT_TEXT	INTERPRETED_QUALIFIERS	RESULT_TEXT	INTERPRETED_QUALIFIERS	RESULT_TEXT	INTERPRETED_QUALIFIERS	RESULT_TEXT
RCB12-040704		27.2		2.6		0.1	U	3000		160
RCB124-010708		15.6		5.2		0.08	U	1800		90
RCB162-091114	J	6.2		5.4		0.06		3900		40
RCB163-091114	J	5.5		15.1		0.05		4800		180
RCB175-080312	J	5.2		7		0.12		3200		42
RCB190-080910		13.9		11.6		0.07		6600		360
RCB191-012011	J	14.3		5.6		0.06		1200		200
RCB192-040116	J	11.4				0.04		2800		300
RCB192-111711	J	14		25.5		0.06		2800		56
RCB193-112911		15.3		4.8		0.74		5000		220
RCB194-112911		14		3.7		0.24		3200		120
RCB199-040413										
RCB200-031709		16.5		3.4		0.13		810		87
RCB200B-072512	J	17		3		0.05	J	600		56
RCB201-042409	U	12.8		2.2		0.06		590		59
RCB210-051909		6.3		4.6		0.06	J	3500		230
RCB22-041604		29.3		1.3		0.06	U	1500		78
RCB221-060309		7.8				0.02	UJ	110	U	19
RCB231-031111	U	10.1		4.3		0.09		140	U	20
RCB262-042211		13.4		6.2		0.25		16000		480
RCB28-042104		16.9		3.4		0.2		910		190
RCB285-081512		24.2		1.4		0.04		800		95
RCB286-082312		26.2		9.1	U	0.1	U	1400		38
RCB293-041614	J	19.9		1.3		0.04		1900		54
RCB298-040616		10.6				0.03		1700		280
RCB351-091213		12.3		3.7		0.06		2000		120
RCB44-041305	U	22.3		5.3		0.06		3100		130
RCB45-041305	U	25.1		4.3		0.07	U	3900		210
RCB50-021006	J	16.7		1.2		0.05	U	1400		200
RCB60-040214		13		7.5		0.19		5000		140
RCB61-061314		9.6		15.6		0.04	U	9900		420
RCB62-061314		5.1		6.9		0.13		5700		220
RCB63-061314	J	6.2		9.4		0.07		4300		220
RCB64-061314	J	3.6		15		0.11		6700		320
RCB77-032416	J	9.2				0.1		6600		160
RCB78-032416	J	18.5				0.03	U	2900		81
RCB79-032416	J	10.1				0.02	U	3700		220
RCB81-040116	J	8.9				0.04		3200		280
RCB-D071039		23.8				0.05	U	720		37
RCB-D071041		24.8				0.04	U	400		43
RORY-D-102820	J					0.108				88
ROW24-011405		17.1		4.4		0.06	U	14000		2000
RVR-ST1-061423	J	42.3				0.00524	U			5.7
RVR-ST1-061423-G	U	47				0.0052	U			4.2
SL4-042717	J					0.05037				37.9
SL4-T6-010907		32.1		2		0.06	U	1500		45
SL4-T6-031606	J	24.1		3.1		0.07		3000		210

Appendix B: All Data for Prioritization

Naphthalene ug/kg		Nitrobenzene ug/kg		N-Nitroso-Di-N-Propylamine ug/kg		N-Nitrosodiphenylamine ug/kg		Pentachlorophenol ug/kg		
SYS_SAMPLE_CODE	INTERPRETED_QUALIFIERS	RESULT_TEXT	INTERPRETED_QUALIFIERS	RESULT_TEXT	INTERPRETED_QUALIFIERS	RESULT_TEXT	INTERPRETED_QUALIFIERS	RESULT_TEXT	INTERPRETED_QUALIFIERS	RESULT_TEXT
RCB12-040704	U	160	U	320	UJ	160	U	800	U	660
RCB124-010708	U	90	U	450	U	90	U	450	U	90
RCB162-091114	J	140	U	140	U	140	U	670	U	400
RCB163-091114	U	180	U	180	U	180	U	890	U	1000
RCB175-080312	J	77	U	77	U	50	J	770	U	200
RCB190-080910	U	360	U	1800	U	360	U	1800	UJ	1000
RCB191-012011		120	U	120	U	120	U	600	U	360
RCB192-040116	U	300	U	300	U	300	U	1500	UJ	850
RCB192-111711	J	62	U	62	U	62	U	620	U	600
RCB193-112911	U	220	U	220	U	220	U	940	J	690
RCB194-112911	U	120	U	120	U	120	U	1200	U	160
RCB199-040413										
RCB200-031709	U	87	U	440	U	87	U	440	U	87
RCB200B-072512	U	56	U	56	U	56	U	560	UJ	180
RCB201-042409	U	59	U	300	U	59	U	300	U	59
RCB210-051909	U	230	U	1200	U	230	U	1200	U	530
RCB22-041604	U	78	U	160	U	78	U	390	U	100
RCB221-060309	U	19	U	95	U	19	U	95	U	14
RCB231-031111	U	20	U	20	U	20	U	98	U	20
RCB262-042211	U	480	U	480	U	480	U	2400	U	580
RCB28-042104	U	190	U	370	U	190	U	930	U	380
RCB285-081512	U	95	U	95	U	95	U	950	U	320
RCB286-082312	U	38	U	38	U	38	U	380	U	72
RCB293-041614	J	57	U	57	U	32	J	290	U	310
RCB298-040616	U	280	U	280	U	280	U	1400	U	6600
RCB351-091213		95	U	95	U	95	U	480	U	810
RCB44-041305	U	130	U	650	U	24000		650	U	130
RCB45-041305	U	210	U	1000	U	210	U	1000	U	210
RCB50-021006	U	200	U	980	U	200	U	980	U	150
RCB60-040214		95	U	95	U	95	U	150	J	2800
RCB61-061314	U	420	U	420	U	420	U	2100	UJ	620
RCB62-061314	U	220	U	220	U	220	U	1100	UJ	550
RCB63-061314	U	220	U	220	U	220	U	1100	UJ	920
RCB64-061314	U	320	U	320	U	320	U	1600	UJ	1300
RCB77-032416	J	290	U	290	U	290	U	1400	UJ	1300
RCB78-032416	J	230	U	230	U	230	U	1200	UJ	1100
RCB79-032416	U	220	U	220	U	220	U	1100	UJ	320
RCB81-040116	U	280	U	280	U	280	U	1400	UJ	440
RCB-D071039	U	37	U	190	U	37	U	190	U	19
RCB-D071041	U	43	U	220	U	43	U	220	U	48
RORY-D-102820	J	39.7	U	54	U	76.9	J	156	U	326
ROW24-011405		2000	U	10000	U	2000	U	10000	U	5900
RVR-ST1-061423	J	7.2	U	7.4	U	5.3	UJ	31.1	U	61.5
RVR-ST1-061423-G	U	7.2	U	7.4	U	5.3	UJ	31.2	U	8.7
SL4-042717	J	22.5	U	30.6	UJ	27.1	U	88.6	U	772
SL4-T6-010907	U	45	U	220	U	45	U	220	U	450
SL4-T6-031606	U	210	U	1000	U	210	U	1000	U	740

Appendix B: All Data for Prioritization

Phenanthrene ug/kg		Phenol ug/kg		Polychlorinated Biphenyls ug/kg		Pyrene ug/kg		TEQ ng/kg		
SYS_SAMPLE_CODE	INTERPRETED_QUALIFIERS	RESULT_TEXT	INTERPRETED_QUALIFIERS	RESULT_TEXT	INTERPRETED_QUALIFIERS	RESULT_TEXT	INTERPRETED_QUALIFIERS	RESULT_TEXT	INTERPRETED_QUALIFIERS	RESULT_TEXT
RCB12-040704		2000		50		970				12.2
RCB124-010708	U	90	U	46		130				35
RCB162-091114		470		571		800				39.5
RCB163-091114		590		422	J	1800				65.7
RCB175-080312		89		115	J	470				29.7
RCB190-080910		360	U	151		2000				35.8
RCB191-012011		120	U	81		310				20.6
RCB192-040116		1100		114		1400				
RCB192-111711		78	J	291		900				47
RCB193-112911		220		570		740	J			12.7
RCB194-112911		160		890		140	J			22.9
RCB199-040413				440						
RCB200-031709	U	87	U	62		180				16.4
RCB200B-072512		73		96	J	260				12.1
RCB201-042409	U	59	U	26		200				8.7
RCB210-051909		230	U	264		730				13.4
RCB22-041604		78	U	21	J	250				4.7
RCB221-060309	J	19	U	19	U	14	J			1.6
RCB231-031111	U	26		25	J	20	U			15.1
RCB262-042211		480	U	106	J	890				21.7
RCB28-042104		190	U	36		590				11.3
RCB285-081512		490		25	UJ	380				7.7
RCB286-082312		210		23	U	110				9.1
RCB293-041614		180		104		560				6.8
RCB298-040616		280	U	75		11000				
RCB351-091213		460		2700		860				25.4
RCB44-041305	U	130		250		240				27.1
RCB45-041305	U	210	U	122		290				18.3
RCB50-021006	J	200	U	189		200				4.9
RCB60-040214		320		219		6200				31.5
RCB61-061314		210	J	396	J	1300				60.3
RCB62-061314		460		541		1600				72.4
RCB63-061314		160	J	388		1700				61.4
RCB64-061314		320	U	370		2800				80.2
RCB77-032416		300		194		2800	J			
RCB78-032416		250		105		2000	J			
RCB79-032416		220	U	111	J	700	J			
RCB81-040116		170	J	80		790				
RCB-D071039		37	U	18.6		36	J			
RCB-D071041		43	U	28		120				
RORY-D-102820		115		141		768				
ROW24-011405		2000	U	58	U	2000	U			15.6
RVR-ST1-061423		4.4	U	20	U	156				
RVR-ST1-061423-G	U	4.4	U	19.9	U	11.9	J			
SL4-042717		23.3	U	99.7		1070				
SL4-T6-010907		100		86		620				10.6
SL4-T6-031606		210	U	250		820				14.8

Appendix B: All Data for Prioritization

Total Fines %		Total Organic Carbon %		Very Coarse Sand %		Very Fine Sand %		Very Fine Silt %		
SYS_SAMPLE_CODE	INTERPRETED_QUALIFIERS	RESULT_TEXT	INTERPRETED_QUALIFIERS	RESULT_TEXT	INTERPRETED_QUALIFIERS	RESULT_TEXT	INTERPRETED_QUALIFIERS	RESULT_TEXT	INTERPRETED_QUALIFIERS	RESULT_TEXT
RCB12-040704		5.83		7.5		9.3		1.6		384
RCB124-010708		3.76		10.3		6.4		6.3		530
RCB162-091114		2.3		10.2		4.2		7.4		255
RCB163-091114		5.48		3.7		4.9		10		393
RCB175-080312		5.45		16.5		3.2		3.7		554
RCB190-080910		6.86		9.6		7.9		2.8		591
RCB191-012011		13.5	J	8.9		7.9		2.3		670
RCB192-040116		10.6		3.5		14.6				273
RCB192-111711		5.34		6.3		10.9		1.9		352
RCB193-112911		9.68	J	16.3		8.9		1.7		739
RCB194-112911		4.38		11.7		5.2		2.9		1750
RCB199-040413		6.52								
RCB200-031709		2.73		10.9		14.2		1.4		311
RCB200B-072512		3.43		11		15.8		1.3		311
RCB201-042409		1.83		18		5.3		1		234
RCB210-051909		6.77		4.2		7.1		1.9		916
RCB22-041604		4.69		14.1		5.4		0.6		176
RCB221-060309		0.408		19.3		0.4				75
RCB231-031111		5.21		7.9		5.9		2.6		122
RCB262-042211		8.28		14.4		4.5		2.6		519
RCB28-042104		12.3		12.3		5.3		1.7		313
RCB285-081512		7.61		12.3		4.1		0.7		262
RCB286-082312		17		15.3		4.5		9.1	U	422
RCB293-041614		3.53		13.8		6.5		0.5		398
RCB298-040616		5.43		15		3.3				201
RCB351-091213		4.28		8.1		14.8		1.3		391
RCB44-041305		5.58		6.8		9.3		4.6		444
RCB45-041305		4.86		8.2		8.9		2.7		394
RCB50-021006		3.4		20.6		4		0.6		92.7
RCB60-040214		5.8		10.4		7.4		4		529
RCB61-061314		4.16		3.9		8.5		8.6		1670
RCB62-061314		3.74		5.2		3.4		14.1		293
RCB63-061314		3.75		4.2		5		10.1		351
RCB64-061314		4.25		1.7		3.5		15.6		464
RCB77-032416		11.8		7.5		8.2				727
RCB78-032416		5.8		9.6		15.5				705
RCB79-032416		3.48		18.9		4.5				296
RCB81-040116		3.33		4.2		11.2				296
RCB-D071039		0.785		8.6		0.4				242
RCB-D071041		1.16		25						276
RORY-D-102820		11.9	J							793
ROW24-011405		4.63		13.9		6.3		1.8		185
RVR-ST1-061423		0.44	J	1		3.1				56.4
RVR-ST1-061423-G		0.26		0.4		2				35.5
SL4-042717		1.71	J							354
SL4-T6-010907		4.9		3.9		11.7		1.1		405
SL4-T6-031606		4		2.3		16.6		1.5		697

Appendix B: All Data for Prioritization

Zinc mg/kg	
SYS_SAMPLE_CODE	INTERPRETED_QUALIFIERS
RCB12-040704	
RCB124-010708	
RCB162-091114	
RCB163-091114	
RCB175-080312	
RCB190-080910	
RCB191-012011	
RCB192-040116	
RCB192-111711	
RCB193-112911	
RCB194-112911	
RCB199-040413	
RCB200-031709	
RCB200B-072512	J
RCB201-042409	
RCB210-051909	J
RCB22-041604	
RCB221-060309	J
RCB231-031111	
RCB262-042211	J
RCB28-042104	
RCB285-081512	J
RCB286-082312	
RCB293-041614	
RCB298-040616	
RCB351-091213	
RCB44-041305	
RCB45-041305	
RCB50-021006	
RCB60-040214	
RCB61-061314	
RCB62-061314	
RCB63-061314	
RCB64-061314	
RCB77-032416	
RCB78-032416	
RCB79-032416	
RCB81-040116	
RCB-D071039	
RCB-D071041	
RORY-D-102820	
ROW24-011405	
RVR-ST1-061423	
RVR-ST1-061423-G	
SL4-042717	
SL4-T6-010907	
SL4-T6-031606	

SYS_SAMPLE_CODE	SYS_LOC_CO DE	X_COORD	Y_COORD	SAMPLE_DATE	Loc_Group_Code	LOC_DESC
SL4-T6-031808	SL4-T6	1274989.403	202833.998	3/18/2008	I-5 SD at Slip 4	MH at Airport Way S and S Hardy St
SL4-T6-040809	SL4-T6	1274989.403	202833.998	4/8/2009	I-5 SD at Slip 4	MH at Airport Way S and S Hardy St
SL4-T6-041223	SL4-T6	1274989.403	202833.998	4/12/2023	I-5 SD at Slip 4	MH at Airport Way S and S Hardy St
SL4-T6-041223-G	SL4-T6	1274989.403	202833.998	4/12/2023	I-5 SD at Slip 4	MH at Airport Way S and S Hardy St
SL4-T6-041619	SL4-T6	1274989.403	202833.998	4/16/2019	I-5 SD at Slip 4	MH at Airport Way S and S Hardy St
SL4-T6-041619-G	SL4-T6	1274989.403	202833.998	4/16/2019	I-5 SD at Slip 4	MH at Airport Way S and S Hardy St
SL4-T6-041718	SL4-T6	1274989.403	202833.998	4/17/2018	I-5 SD at Slip 4	MH at Airport Way S and S Hardy St
SL4-T6-041718-G	SL4-T6	1274989.403	202833.998	4/17/2018	I-5 SD at Slip 4	MH at Airport Way S and S Hardy St
SL4-T6-042222	SL4-T6	1274989.403	202833.998	4/22/2022	I-5 SD at Slip 4	MH at Airport Way S and S Hardy St
SL4-T6-042414	SL4-T6	1274989.403	202833.998	4/24/2014	I-5 SD at Slip 4	MH at Airport Way S and S Hardy St
SL4-T6-042910	SL4-T6	1274989.403	202833.998	4/29/2010	I-5 SD at Slip 4	MH at Airport Way S and S Hardy St
SL4-T6-050916	SL4-T6	1274989.403	202833.998	5/9/2016	I-5 SD at Slip 4	MH at Airport Way S and S Hardy St
SL4-T6-051707	SL4-T6	1274989.403	202833.998	5/17/2007	I-5 SD at Slip 4	MH at Airport Way S and S Hardy St
SL4-T6-051815	SL4-T6	1274989.403	202833.998	5/18/2015	I-5 SD at Slip 4	MH at Airport Way S and S Hardy St
SL4-T6-052224	SL4-T6	1274989.403	202833.998	5/22/2024	I-5 SD at Slip 4	MH at Airport Way S and S Hardy St
SL4-T6-052813	SL4-T6	1274989.403	202833.998	5/28/2013	I-5 SD at Slip 4	MH at Airport Way S and S Hardy St
SL4-T6-061412	SL4-T6	1274989.403	202833.998	6/14/2012	I-5 SD at Slip 4	MH at Airport Way S and S Hardy St
SL4-T6-061412G	SL4-T6	1274989.403	202833.998	6/14/2012	I-5 SD at Slip 4	MH at Airport Way S and S Hardy St
SL4-T6-080508	SL4-T6	1274989.403	202833.998	8/5/2008	I-5 SD at Slip 4	MH at Airport Way S and S Hardy St
SL4-T6-081105	SL4-T6	1274989.403	202833.998	8/11/2005	I-5 SD at Slip 4	MH at Airport Way S and S Hardy St
SL4-T6-100606	SL4-T6	1274989.403	202833.998	10/6/2006	I-5 SD at Slip 4	MH at Airport Way S and S Hardy St
SL4-T6-100709	SL4-T6	1274989.403	202833.998	10/7/2009	I-5 SD at Slip 4	MH at Airport Way S and S Hardy St
SL4-T6-100710	SL4-T6	1274989.403	202833.998	4/29/2010	I-5 SD at Slip 4	MH at Airport Way S and S Hardy St
SL4-T6-100711	SL4-T6	1274989.403	202833.998	11/3/2010	I-5 SD at Slip 4	MH at Airport Way S and S Hardy St
SL4-T6-101620	SL4-T6	1274989.403	202833.998	10/16/2020	I-5 SD at Slip 4	MH at Airport Way S and S Hardy St
SL4-T6-101620-G	SL4-T6	1274989.403	202833.998	10/16/2020	I-5 SD at Slip 4	MH at Airport Way S and S Hardy St
SL4-T6-110310	SL4-T6	1274989.403	202833.998	11/3/2010	I-5 SD at Slip 4	MH at Airport Way S and S Hardy St
ST-042717	ST1	1268420.845	209048.792	4/27/2017	Diagonal Ave S CSO/SD	E Marginal Wy and S Oregon St
ST-042717-G	ST1	1268420.845	209048.792	4/27/2017	Diagonal Ave S CSO/SD	E Marginal Wy and S Oregon St
ST1-021804	ST1	1268420.845	209048.792	2/18/2004	Diagonal Ave S CSO/SD	E Marginal Wy and S Oregon St
ST1-031405	ST1	1268420.845	209048.792	3/14/2005	Diagonal Ave S CSO/SD	E Marginal Wy and S Oregon St
ST1-032207	ST1	1268420.845	209048.792	3/22/2007	Diagonal Ave S CSO/SD	E Marginal Wy and S Oregon St
ST1-033106	ST1	1268420.845	209048.792	3/31/2006	Diagonal Ave S CSO/SD	E Marginal Wy and S Oregon St
ST1-033109	ST1	1268420.845	209048.792	3/31/2009	Diagonal Ave S CSO/SD	E Marginal Wy and S Oregon St
ST1-033109G	ST1	1268420.845	209048.792	3/31/2009	Diagonal Ave S CSO/SD	E Marginal Wy and S Oregon St
ST1-040908	ST1	1268420.845	209048.792	4/9/2008	Diagonal Ave S CSO/SD	E Marginal Wy and S Oregon St
ST1-040908G	ST1	1268420.845	209048.792	4/9/2008	Diagonal Ave S CSO/SD	E Marginal Wy and S Oregon St
ST1-041818	ST1	1268420.845	209048.792	4/18/2018	Diagonal Ave S CSO/SD	E Marginal Wy and S Oregon St
ST1-041818-G	ST1	1268420.845	209048.792	4/18/2018	Diagonal Ave S CSO/SD	E Marginal Wy and S Oregon St
ST1-042319	ST1	1268420.845	209048.792	4/23/2019	Diagonal Ave S CSO/SD	E Marginal Wy and S Oregon St
ST1-042319-G	ST1	1268420.845	209048.792	4/23/2019	Diagonal Ave S CSO/SD	E Marginal Wy and S Oregon St
ST1-042717	ST1	1268420.845	209048.792	4/27/2017	Diagonal Ave S CSO/SD	E Marginal Wy and S Oregon St
ST1-042717-G	ST1	1268420.845	209048.792	4/27/2017	Diagonal Ave S CSO/SD	E Marginal Wy and S Oregon St
ST1-043010G	ST1	1268420.845	209048.792	4/30/2010	Diagonal Ave S CSO/SD	E Marginal Wy and S Oregon St
ST1-043010-G	ST1	1268420.845	209048.792	4/30/2010	Diagonal Ave S CSO/SD	E Marginal Wy and S Oregon St
ST1-050916	ST1	1268420.845	209048.792	5/9/2016	Diagonal Ave S CSO/SD	E Marginal Wy and S Oregon St
ST1-050916G	ST1	1268420.845	209048.792	5/9/2016	Diagonal Ave S CSO/SD	E Marginal Wy and S Oregon St

CHEMICAL_NAME RESULT_UNIT			>10 Phi Clay %	1,2,4-Trichlorobenzene ug/kg	1,2-Dichlorobenzene ug/kg	1,3-Dichlorobenzene ug/kg	1,4
SYS_SAMPLE_CODE	SAMPLE_METHOD	LOC_MAJ OR_BASIN	RESULT_TEXT INTERPRETED_QUALIFIERS	RESULT_TEXT INTERPRETED_QUALIFIERS	RESULT_TEXT INTERPRETED_QUALIFIERS	RESULT_TEXT INTERPRETED_QUALIFIERS	RESULT_TEXT
SL4-T6-031808	SedTrap	MS4		260 U	260 U	260 U	260
SL4-T6-040809	SedTrap	MS4	0.7	33 U	33 U	33 U	33
SL4-T6-041223	SedTrap	MS4		17.8 U	11.8 U	15.6 U	15.7
SL4-T6-041223-G	SedTrap	MS4		17.8 U	11.8 U	15.6 U	15.6
SL4-T6-041619	SedTrap	MS4		29.8 UJ	23.3 UJ	25.3 UJ	21.9
SL4-T6-041619-G	Grab-Manual	MS4		46.2 J	13.9 U	15.1 U	13.1
SL4-T6-041718	SedTrap	MS4		29.5 U	23 U	25.1 U	21.7
SL4-T6-041718-G	Grab-Manual	MS4		5.7 U	4.5 U	4.9 U	4.2
SL4-T6-042222	SedTrap	MS4		10.7 U	7.1 U	9.4 U	10.3
SL4-T6-042414	SedTrap	MS4	0.5	71 U	71 U	71 U	71
SL4-T6-042910	SedTrap	MS4	0.6	110 U	110 U	110 U	110
SL4-T6-050916	SedTrap	MS4		97 U	97 U	97 U	97
SL4-T6-051707	SedTrap	MS4					
SL4-T6-051815	SedTrap	MS4		240 U	240 U	240 U	240
SL4-T6-052224	SedTrap	MS4		10 U	10 U	10 U	10
SL4-T6-052813	SedTrap	MS4	0.1	96 U	96 U	96 U	96
SL4-T6-061412	SedTrap	MS4	0.7	75 U	75 U	75 U	75
SL4-T6-061412G	Grab-Manual	MS4	3.4 U	59 U	59 U	59 U	59
SL4-T6-080508	SedTrap	MS4		100 U	100 U	100 U	100
SL4-T6-081105	SedTrap	MS4		79 U	79 U	79 U	79
SL4-T6-100606	SedTrap	MS4		170 U	170 U	170 U	170
SL4-T6-100709	SedTrap	MS4	0.4	430 U	430 U	430 U	430
SL4-T6-100710	SedTrap	MS4		110 U	110 U	110 U	110
SL4-T6-100711	SedTrap	MS4		110 U	110 U	110 U	110
SL4-T6-101620	SedTrap	MS4		29.7 UJ	23.2 UJ	25.3 UJ	21.9
SL4-T6-101620-G	Grab-Manual	MS4		29.7 U	23.2 U	25.2 U	21.8
SL4-T6-110310	SedTrap	MS4		110 U	110 U	110 U	110
ST-042717		MS4		28.7 U	22.4 U	24.4 U	21.1
ST-042717-G		MS4		5.9 U	4.6 U	5 U	4.3
ST1-021804	SedTrap	MS4		98 U	98 U	98 U	270
ST1-031405	SedTrap	MS4		61 U	61 U	61 U	61
ST1-032207	SedTrap	MS4	1.6	92 UJ	92 UJ	92 UJ	92
ST1-033106	SedTrap	MS4	4.3	200 U	200 U	200 U	200
ST1-033109	SedTrap	MS4	11.2	370 U	370 U	370 U	370
ST1-033109G	Grab-Manual	MS4		74 U	74 U	74 U	42
ST1-040908	SedTrap	MS4	2.9	20 U	20 U	20 U	14
ST1-040908G	Grab-Manual	MS4		19 U	19 U	19 U	42
ST1-041818	SedTrap	MS4		29.7 U	23.2 U	25.2 U	21.8
ST1-041818-G	Grab-Manual	MS4		5.9 U	4.6 U	5 U	4.3
ST1-042319	SedTrap	MS4		29.7 U	23.2 U	25.2 U	21.9
ST1-042319-G	Grab-Manual	MS4		5.8 U	4.5 U	4.9 U	4.2
ST1-042717	SedTrap	MS4		28.7 U	22.4 U	24.4 U	21.1
ST1-042717-G	Grab-Manual	MS4		5.9 U	4.6 U	5 U	4.3
ST1-043010G	Grab-Manual	MS4	4.7	78 U	78 U	78 U	120
ST1-043010-G	Grab-Manual	MS4					
ST1-050916	SedTrap	MS4		290 U	290 U	290 U	290
ST1-050916G	Grab-Manual	MS4		19 U	19 U	19 U	19

Appendix B: All Data for Prioritization

Dichlorobenzene ug/kg		1-Methylnaphthalene ug/kg		2,2'-Oxybis(1-chloropropane) ug/kg		2,4,5-Trichlorophenol ug/kg		2,4,6-Trichlorophenol ug/kg		2,4
SYS_SAMPLE_CODE	INTERPRETED_QUALIFIERS	RESULT_TEXT	INTERPRETED_QUALIFIERS	RESULT_TEXT	INTERPRETED_QUALIFIERS	RESULT_TEXT	INTERPRETED_QUALIFIERS	RESULT_TEXT	INTERPRETED_QUALIFIERS	RESULT_TEXT
SL4-T6-031808	U			260	U	1300	U	1300	U	1300
SL4-T6-040809	U			33	U	170	U	170	U	170
SL4-T6-041223	U	43.2	J	16.8	U	128	U	44.8	U	76.4
SL4-T6-041223-G	U	80.5	J	16.8	U	128	U	44.7	U	76.2
SL4-T6-041619	UJ	29.7	UJ	28.3	UJ	134	UJ	127	UJ	160
SL4-T6-041619-G	U	17.7	U	16.9	U	80	U	75.6	U	95.2
SL4-T6-041718	U	29.4	U	28	U	133	U	126	U	158
SL4-T6-041718-G	U	5.7	U	5.4	U	25.8	U	24.4	U	30.7
SL4-T6-042222	J	17.1	J	10.1	U	77.2	U	26.9	U	45.9
SL4-T6-042414	U	61	J	71	U	360	U	360	U	360
SL4-T6-042910	U	110	U	110	U	540	U	540	U	540
SL4-T6-050916	U	97	U	97	U	490	U	490	U	490
SL4-T6-051707										
SL4-T6-051815	U	85	J	240	U	1200	U	1200	U	1200
SL4-T6-052224	U	22.3		10	U	49.8	U	49.8	U	49.8
SL4-T6-052813	U	96	U	96	U	480	U	480	U	960
SL4-T6-061412	U	60	J	75	U	380	U	380	U	750
SL4-T6-061412G	U	59	U	59	U	290	U	290	U	590
SL4-T6-080508	U			100	U	510	U	510	U	510
SL4-T6-081105	U			79	U	390	U	390	U	390
SL4-T6-100606	U			170	U	850	U	850	U	850
SL4-T6-100709	U			430	U	2200	U	2200	U	2200
SL4-T6-100710	U	110	U	110	U	540	U	540	U	540
SL4-T6-100711	U	110	U	110	U	540	U	540	U	540
SL4-T6-101620	UJ	29.7	UJ	28.3	UJ	134	UJ	127	UJ	160
SL4-T6-101620-G	U	29.6	U	28.2	U	134	U	126	U	159
SL4-T6-110310	U	110	U	110	U	540	U	540	U	540
ST-042717	U	28.6	U	27.3	U	130	U	122	U	154
ST-042717-G	U	5.8	U	5.6	U	26.4	U	24.9	U	31.4
ST1-021804		98	U	490	U	490	U	290	U	98
ST1-031405	U	61	U	300	U	300	U	300	U	61
ST1-032207	UJ	92	UJ	460	UJ	460	UJ	460	UJ	92
ST1-033106	U	200	U	1000	U	1000	U	1000	U	200
ST1-033109	U	370	U	1900	U	1900	U	1900	U	1900
ST1-033109G	J			74	U	370	U	370	U	370
ST1-040908	J	20	U	99	U	99	U	99	U	20
ST1-040908G				19	U	97	U	97	U	97
ST1-041818	U	62.3	J	28.2	U	134	U	126	U	159
ST1-041818-G	U	18.3	J	5.6	U	26.5	U	25	U	31.5
ST1-042319	U	29.6	U	28.2	U	134	U	126	U	159
ST1-042319-G	U	5.8	U	5.5	U	26	U	24.6	U	30.9
ST1-042717	U	28.6	U	27.3	U	130	U	122	U	154
ST1-042717-G	U	5.8	U	5.6	U	26.4	U	24.9	U	31.4
ST1-043010G		56	J	78	U	390	U	390	U	390
ST1-043010-G										
ST1-050916	U	290	U	290	U	1500	U	1500	U	1500
ST1-050916G	U	19	U	19	U	96	U	96	U	96

Appendix B: All Data for Prioritization

l-Dichlorophenol ug/kg		2,4-Dimethylphenol ug/kg		2,4-Dinitrophenol ug/kg		2,4-Dinitrotoluene ug/kg		2,6-Dinitrotoluene ug/kg		2-C
SYS_SAMPLE_CODE	INTERPRETED_QUALIFIERS	RESULT_TEXT	INTERPRETED_QUALIFIERS	RESULT_TEXT	INTERPRETED_QUALIFIERS	RESULT_TEXT	INTERPRETED_QUALIFIERS	RESULT_TEXT	INTERPRETED_QUALIFIERS	RESULT_TEXT
SL4-T6-031808	U	260	U	2600	U	1300	U	1300	U	260
SL4-T6-040809	U	33	U	330	U	170	U	170	U	33
SL4-T6-041223	U	18.9	U	169	U	80.9	U	102	U	39.7
SL4-T6-041223-G	U	18.8	U	168	U	80.7	U	125	J	39.6
SL4-T6-041619	UJ	134	UJ	206	UJ	114	UJ	133	UJ	22.2
SL4-T6-041619-G	U	79.7	U	123	U	101	J	117	J	94
SL4-T6-041718	U	133	U	204	U	113	U	132	U	22
SL4-T6-041718-G	U	25.7	U	39.7	U	22	U	25.6	U	4.3
SL4-T6-042222	U	11.3	U	101	U	48.6	U	61.4	U	23.9
SL4-T6-042414	U	360	U	710	UJ	360	U	360	U	71
SL4-T6-042910	UJ	110	U	1100	U	540	U	540	U	110
SL4-T6-050916	U	490	U	970	U	490	U	490	U	97
SL4-T6-051707										
SL4-T6-051815	U	1200	U	2400	U	1200	U	1200	U	240
SL4-T6-052224	U	49.8	U	99.6	U	49.8	U	49.8	U	10
SL4-T6-052813	U	190	U	4100	UJ	480	U	480	U	96
SL4-T6-061412	U	150	U	3200	UJ	380	U	380	U	75
SL4-T6-061412G	U	120	U	2500	UJ	290	U	290	U	59
SL4-T6-080508	U	100	U	1000	U	510	U	510	U	100
SL4-T6-081105	U	79	U	790	U	390	U	390	U	79
SL4-T6-100606	U	170	U	1700	U	850	U	850	U	170
SL4-T6-100709	U	430	U	4300	U	2200	U	2200	U	430
SL4-T6-100710	UJ	110	U	1100	U	540	U	540	U	110
SL4-T6-100711	U	110	U	1100	U	540	U	540	U	110
SL4-T6-101620	UJ	134	UJ	206	UJ	114	UJ	133	UJ	22.1
SL4-T6-101620-G	U	133	U	205	U	114	U	133	U	22.1
SL4-T6-110310	U	110	U	1100	U	540	U	540	U	110
ST-042717	U	129	U	199	U	110	U	129	U	21.4
ST-042717-G	U	26.3	UJ	40.6	U	22.5	U	26.2	U	4.4
ST1-021804	U	980	U	490	U	490	U	98	U	98
ST1-031405	U	610	U	300	U	300	U	61	U	61
ST1-032207	UJ	920	UJ	460	UJ	460	UJ	92	UJ	92
ST1-033106	U	2000	U	1000	U	1000	U	200	U	200
ST1-033109	U	3700	U	1900	U	1900	U	1900	U	370
ST1-033109G	U	74	U	740	U	370	U	370	U	74
ST1-040908	U	200	U	99	U	99	U	20	U	20
ST1-040908G	U	19	U	190	U	97	U	97	U	19
ST1-041818	U	133	U	205	U	114	U	133	U	22.1
ST1-041818-G	U	26.4	U	40.7	U	22.6	U	26.3	U	4.4
ST1-042319	U	133	U	206	U	114	U	133	U	22.1
ST1-042319-G	U	25.9	U	39.9	U	22.1	U	25.8	U	4.3
ST1-042717	U	129	U	199	U	110	U	129	U	21.4
ST1-042717-G	U	26.3	UJ	40.6	U	22.5	U	26.2	U	4.4
ST1-043010G	U	78	U	780	UJ	390	U	390	U	78
ST1-043010-G										
ST1-050916	U	1500	U	2900	U	1500	U	1500	U	290
ST1-050916G	U	96	U	190	UJ	96	U	96	U	19

Appendix B: All Data for Prioritization

nloronaphthalene ug/kg		2-Chlorophenol ug/kg		2-Methylnaphthalene ug/kg		2-Methylphenol ug/kg		2-Nitroaniline ug/kg		
SYS_SAMPLE_CODE	INTERPRETED_QUALIFIERS	RESULT_TEXT	INTERPRETED_QUALIFIERS	RESULT_TEXT	INTERPRETED_QUALIFIERS	RESULT_TEXT	INTERPRETED_QUALIFIERS	RESULT_TEXT	INTERPRETED_QUALIFIERS	RESULT_TEXT
SL4-T6-031808	U	260	U	250	J	260	U	1300	U	1300
SL4-T6-040809	U	33	U	48		33	U	170	U	170
SL4-T6-041223	U	69.1	U	67.6	J	33.2	U	81.9	U	24.2
SL4-T6-041223-G	U	68.9	U	116		33.1	U	81.7	U	24.2
SL4-T6-041619	UJ	32.3	UJ	66.4	J	39.2	UJ	151	UJ	34.6
SL4-T6-041619-G		19.2	U	16.9	U	23.3	U	89.8	U	20.6
SL4-T6-041718	U	32	U	28	U	38.8	U	149	U	34.2
SL4-T6-041718-G	U	6.2	U	5.4	U	7.5	U	29	U	6.6
SL4-T6-042222	U	41.5	U	21.6	J	20	U	49.2	U	14.6
SL4-T6-042414	U	71	U	96		71	U	360	U	71
SL4-T6-042910	U	110	U	110	U	110	U	540	U	110
SL4-T6-050916	U	97	U	49	J	97	U	490	U	97
SL4-T6-051707										
SL4-T6-051815	U	240	U	120	J	240	U	1200	U	240
SL4-T6-052224	U	19.9	U	37.4		10	U	49.8	U	10
SL4-T6-052813	U	96	U	58	J	96	U	480	U	480
SL4-T6-061412	U	75	U	86		75	U	380	U	380
SL4-T6-061412G	U	59	U	59	U	59	U	290	U	290
SL4-T6-080508	U	100	U	100	U	100	U	510	U	510
SL4-T6-081105	U	79	U	88		79	U	390	U	390
SL4-T6-100606	U	170	U	440		170	U	850	U	850
SL4-T6-100709	U	430	U	430	U	430	U	2200	U	2200
SL4-T6-100710	U	110	U	110	U	110	U	540	U	110
SL4-T6-100711	U	110	U	110	U	110	U	540	U	110
SL4-T6-101620	UJ	32.3	UJ	29.4	J	39.1	UJ	151	UJ	34.5
SL4-T6-101620-G	U	32.2	U	28.2	U	39	U	150	U	34.4
SL4-T6-110310	U	110	U	110	U	110	U	540	U	110
ST-042717	U	31.2	U	27.3	U	37.7	U	145	UJ	33.3
ST-042717-G	U	6.4	U	5.6	U	7.7	U	29.7	UJ	6.8
ST1-021804	U	88	NJ	98	U	490	U	490	U	490
ST1-031405	U	61	U	61	U	300	U	460	U	300
ST1-032207	UJ	92	UJ	92	UJ	460	UJ	460	U	460
ST1-033106	U	200	U	200	U	1000	U	1000	U	1000
ST1-033109	U	370	U	370	U	1900	U	1900	U	1900
ST1-033109G	U	74	U	74	U	74	U	370	U	370
ST1-040908	U	24		20	U	99	U	99	U	99
ST1-040908G	U	19	U	19	U	19	U	97	U	97
ST1-041818	U	32.2	U	94.4	J	39	U	150	U	34.4
ST1-041818-G	U	6.4	U	22.9		7.7	U	29.7	U	6.8
ST1-042319	U	32.2	U	28.2	U	39	U	150	U	34.4
ST1-042319-G	U	6.3	U	6.1	J	7.6	U	29.2	U	6.7
ST1-042717	U	31.2	U	27.3	U	37.7	U	145	UJ	33.3
ST1-042717-G	U	6.4	U	5.6	U	7.7	U	29.7	UJ	6.8
ST1-043010G	U	78	U	120		78	U	390	U	78
ST1-043010-G										
ST1-050916	U	290	U	290	U	290	U	1500	U	290
ST1-050916G	U	19	U	19	U	19	U	96	U	19

Appendix B: All Data for Prioritization

2-Nitrophenol ug/kg		3,3'-Dichlorobenzidine ug/kg		3-Nitroaniline ug/kg		4,6-Dinitro-2-Methylphenol ug/kg		4-Bromophenyl Phenyl Ether ug/kg		4-Chloro
SYS_SAMPLE_CODE	INTERPRETED_QUALIFIERS	RESULT_TEXT	INTERPRETED_QUALIFIERS	RESULT_TEXT	INTERPRETED_QUALIFIERS	RESULT_TEXT	INTERPRETED_QUALIFIERS	RESULT_TEXT	INTERPRETED_QUALIFIERS	RESULT_TEXT
SL4-T6-031808	U	1300	U	1300	U	2600	U	260	U	1300
SL4-T6-040809	U	170	U	170	U	330	U	33	U	170
SL4-T6-041223	U	35.4	U	111	U	189	U	84.8	U	61.9
SL4-T6-041223-G	U	35.3	U	111	U	189	U	84.7	U	61.8
SL4-T6-041619	UJ	156	UJ	188	UJ	252	UJ	30.3	UJ	144
SL4-T6-041619-G	U	92.8	U	112	U	150	U	18.1	U	86
SL4-T6-041718	U	154	U	186	U	250	U	30	U	143
SL4-T6-041718-G	U	30	U	36.2	U	48.5	U	5.8	U	27.7
SL4-T6-042222	U			66.7	U	114	U	51	U	37.2
SL4-T6-042414	U	360	U	360	U	710	U	71	U	360
SL4-T6-042910	U	540	U	540	U	1100	U	110	U	540
SL4-T6-050916	U	490	U	490	U	970	U	97	U	490
SL4-T6-051707										
SL4-T6-051815	U	1200	R	1200	U	2400	U	240	U	1200
SL4-T6-052224	U	49.8	U	49.8	U	99.6	U	19.9	U	49.8
SL4-T6-052813	U	720	UJ	480	UJ	960	U	96	U	480
SL4-T6-061412	U	560	U	380	U	750	U	75	U	380
SL4-T6-061412G	U	440	UJ	290	U	590	U	59	U	290
SL4-T6-080508	U	510	U	510	U	1000	U	100	U	510
SL4-T6-081105	U	390	U	390	U	790	U	79	U	390
SL4-T6-100606	U	850	U	850	U	1700	U	170	U	850
SL4-T6-100709	U	2200	U	2200	U	4300	U	430	U	2200
SL4-T6-100710	U	540	U	540	U	1100	U	110	U	540
SL4-T6-100711	U	540	U	540	U	1100	U	110	U	540
SL4-T6-101620	UJ	156	UJ	188	UJ	252	UJ	30.3	UJ	144
SL4-T6-101620-G	U	155	U	188	U	251	U	30.2	U	144
SL4-T6-110310	U	540	U	540	U	1100	U	110	U	540
ST-042717	U	150	U	182	U	243	U	29.2	U	139
ST-042717-G	U	30.6	UJ	37	U	49.6	U	6	U	28.4
ST1-021804	U	490	U	590	U	980	U	98	U	200
ST1-031405	U	300	U	300	U	610	U	61	U	300
ST1-032207	UJ	460	J	460	UJ	920	UJ	92	UJ	460
ST1-033106	U	1000	U	1000	U	2000	U	200	U	1000
ST1-033109	U	1900	U	1900	U	3700	U	370	U	1900
ST1-033109G	U	370	U	370	U	740	U	74	U	370
ST1-040908	U	99	U	99	U	200	U	20	U	99
ST1-040908G	U	97	U	97	U	190	U	19	U	97
ST1-041818	U	155	U	188	U	251	U	30.2	U	144
ST1-041818-G	U	30.7	U	37.1	U	49.7	U	6	U	28.5
ST1-042319	U	155	U	188	U	251	U	30.2	U	144
ST1-042319-G	U	30.2	U	36.5	U	48.8	U	5.9	U	27.9
ST1-042717	U	150	U	182	U	243	U	29.2	U	139
ST1-042717-G	U	30.6	UJ	37	U	49.6	U	6	U	28.4
ST1-043010G	U	390	U	390	U	780	U	78	U	390
ST1-043010-G										
ST1-050916	U	1500	U	1500	U	2900	U	290	U	1500
ST1-050916G	U	96	U	96	U	190	UJ	19	U	96

o-3-Methylphenol ug/kg		4-Chloroaniline ug/kg		4-Chlorophenyl Phenylether ug/kg		4-Methylphenol ug/kg		4-Nitroaniline ug/kg		
SYS_SAMPLE_CODE	INTERPRETED_QUALIFIERS	RESULT_TEXT	INTERPRETED_QUALIFIERS	RESULT_TEXT	INTERPRETED_QUALIFIERS	RESULT_TEXT	INTERPRETED_QUALIFIERS	RESULT_TEXT	INTERPRETED_QUALIFIERS	RESULT_TEXT
SL4-T6-031808	U	1300	U	260	U	260	U	1300	U	1300
SL4-T6-040809	U	170	U	33	U	640		170	U	170
SL4-T6-041223	U	41.8	U	95.5	U	213		147	U	163
SL4-T6-041223-G	U	41.7	U	95.3	U	468		146	U	162
SL4-T6-041619	UJ	168	UJ	34.8	UJ	1350	J	174	UJ	222
SL4-T6-041619-G	U	100	U	20.7	U	43.7	U	104	U	132
SL4-T6-041718	U	167	U	34.4	U	160		173	U	220
SL4-T6-041718-G	U	32.4	U	6.7	U	14.1	U	33.5	U	42.6
SL4-T6-042222	U	25.1	UJ	57.4	U	22.1	U	88.1	U	97.8
SL4-T6-042414	U	360	U	71	U	680		360	U	360
SL4-T6-042910	U	540	U	110	U	270		540	U	540
SL4-T6-050916	U	490	U	97	U	1400		490	U	490
SL4-T6-051707										
SL4-T6-051815	U	1200	U	240	U	730		1200	U	1200
SL4-T6-052224	U	49.8	U	34.8	U	159		49.8	U	49.8
SL4-T6-052813	U	1300	U	96	U	340		480	U	480
SL4-T6-061412	U	1000	U	75	U	230		380	U	380
SL4-T6-061412G	U	800	U	59	U	120	U	290	U	290
SL4-T6-080508	U	510	U	100	U	130		510	U	510
SL4-T6-081105	U	390	U	79	U	170		390	U	390
SL4-T6-100606	U	850	U	170	U	940		850	U	850
SL4-T6-100709	U	2200	U	430	U	430	U	2200	U	2200
SL4-T6-100710	U	540	U	110	U	270		540	U	540
SL4-T6-100711	U	540	U	110	U	260		540	UJ	540
SL4-T6-101620	UJ	168	UJ	34.7	UJ	189	J	174	UJ	221
SL4-T6-101620-G	U	168	U	34.6	U	73.1	U	174	U	221
SL4-T6-110310	U	540	U	110	U	260		540	UJ	540
ST-042717	U	162	U	33.5	U	1400		168	UJ	214
ST-042717-G	U	33.1	U	6.8	U	25.9		34.3	U	43.6
ST1-021804	U	290	U	98	U	8700		490	U	490
ST1-031405	U	300	U	61	U	61	U	300	U	300
ST1-032207	UJ	460	UJ	92	UJ	1200	J	460	UJ	460
ST1-033106	U	1000	U	200	U	630		1000	U	1000
ST1-033109	U	1900	U	370	U	370	U	1900	U	1900
ST1-033109G	U	370	U	74	U	57	J	370	U	370
ST1-040908	U	99	U	20	U	52		99	U	99
ST1-040908G	U	97	U	19	U	69		97	U	97
ST1-041818	U	168	U	34.6	U	4840		174	U	221
ST1-041818-G	U	33.2	U	6.9	U	14.5	U	34.4	U	43.7
ST1-042319	U	168	U	34.6	U	557		174	U	221
ST1-042319-G	U	32.6	U	6.7	U	14.2	U	33.7	U	42.9
ST1-042717	U	162	U	33.5	U	1400		168	UJ	214
ST1-042717-G	U	33.1	U	6.8	U	25.9		34.3	U	43.6
ST1-043010G	U	390	U	78	U	78	U	390	U	390
ST1-043010-G										
ST1-050916	U	1500	U	290	U	1100		1500	U	1500
ST1-050916G	U	96	U	19	UJ	19	U	96	U	96

4-Nitrophenol ug/kg		8-9 Phi Clay %		9-10 Phi Clay %		Acenaphthene ug/kg		Acenaphthylene ug/kg		
SYS_SAMPLE_CODE	INTERPRETED_QUALIFIERS	RESULT_TEXT	INTERPRETED_QUALIFIERS	RESULT_TEXT	INTERPRETED_QUALIFIERS	RESULT_TEXT	INTERPRETED_QUALIFIERS	RESULT_TEXT	INTERPRETED_QUALIFIERS	RESULT_TEXT
SL4-T6-031808	U					220	J	150	J	550
SL4-T6-040809	U	0.5		0.4		46		33	U	130
SL4-T6-041223	U					26	U	31.1	U	50.8
SL4-T6-041223-G	U					26	U	31.1	U	35.8
SL4-T6-041619	UJ					25.6	UJ	30.8	J	272
SL4-T6-041619-G	U					15.3	U	14.2	U	17.6
SL4-T6-041718	U					25.4	U	23.6	U	60.6
SL4-T6-041718-G	U					6.6	J	4.6	U	5.7
SL4-T6-042222	U					81.6		18.7	U	66.4
SL4-T6-042414	UJ	0.5		0.4		61	J	71	U	86
SL4-T6-042910	U	0.7		0.4		110	U	110	U	100
SL4-T6-050916	U					97	U	97	U	63
SL4-T6-051707										
SL4-T6-051815	U					85	J	240	U	220
SL4-T6-052224	U					72.7		40.5		645
SL4-T6-052813	U	0.3		0.1		77	J	96	U	130
SL4-T6-061412	U	0.4		1.2		75		75	U	130
SL4-T6-061412G	U	3.4	U	3.4	U	59	U	59	U	59
SL4-T6-080508	U					100	U	100	U	230
SL4-T6-081105	U					79	U	79	U	98
SL4-T6-100606	U					99	J	170	U	160
SL4-T6-100709	U	0.5		0.5		430	U	430	U	270
SL4-T6-100710	U									
SL4-T6-100711	U									
SL4-T6-101620	UJ					56.1	J	23.8	UJ	75.9
SL4-T6-101620-G	U					25.5	U	23.7	U	40.5
SL4-T6-110310	U					62	J	110	U	110
ST-042717	U					24.7	U	23	U	129
ST-042717-G	U					5	U	4.7	U	5.8
ST1-021804	U					55	J	98	U	75
ST1-031405	U					61	U	61	U	61
ST1-032207	UJ	1.1		1		92	UJ	92	UJ	87
ST1-033106	U	2.4		1.6		220		200	U	500
ST1-033109	U	7		6.8		370	U	370	U	210
ST1-033109G	U					74	U	74	U	74
ST1-040908	U	0.7		0.4		19	J	20	U	69
ST1-040908G	U					19	U	19	U	19
ST1-041818	U					25.5	U	23.7	U	184
ST1-041818-G	U					9	J	24.8		63.2
ST1-042319	U					60.1	J	34.8	J	413
ST1-042319-G	U					8.1	J	4.6	U	21.2
ST1-042717	U					24.7	U	23	U	129
ST1-042717-G	U					5	U	4.7	U	5.8
ST1-043010G	UJ	2.9		2.2		78	U	78	U	78
ST1-043010-G										
ST1-050916	U					290	U	290	U	290
ST1-050916G	U					19	U	19	U	19

Anthracene ug/kg		Aroclor 1016 ug/kg		Aroclor 1221 ug/kg		Aroclor 1232 ug/kg		Aroclor 1242 ug/kg		
SYS_SAMPLE_CODE	INTERPRETED_QUALIFIERS	RESULT_TEXT	INTERPRETED_QUALIFIERS	RESULT_TEXT	INTERPRETED_QUALIFIERS	RESULT_TEXT	INTERPRETED_QUALIFIERS	RESULT_TEXT	INTERPRETED_QUALIFIERS	RESULT_TEXT
SL4-T6-031808		960	U	960	U	960	U	960	U	960
SL4-T6-040809		29	U	29	U	29	U	29	U	29
SL4-T6-041223	J	19.9	U	19.9	U	19.9	U	19.9	U	38.2
SL4-T6-041223-G	U	19.7	U	19.7	U	19.7	U	19.7	U	19.7
SL4-T6-041619	J	20	U	20	U	20	U	20	U	20
SL4-T6-041619-G	U	19.7	U	19.7	U	19.7	U	19.7	U	19.7
SL4-T6-041718	J	18.3	U	18.3	U	18.3	U	18.3	U	28.2
SL4-T6-041718-G	U	19	U	19	U	19	U	19	U	19
SL4-T6-042222		20	U	20	U	20	U	20	U	20
SL4-T6-042414		19	U	19	U	19	U	58	U	19
SL4-T6-042910	J	20	U	20	U	20	U	20	U	25
SL4-T6-050916	J	20	U	20	U	20	U	20	U	29
SL4-T6-051707		58	U	58	U	58	U	58	U	58
SL4-T6-051815	J	17	U	17	U	17	U	17	U	64
SL4-T6-052224		19.9	U	19.9	U	19.9	U	19.9	U	19.9
SL4-T6-052813		18	U	18	U	18	U	18	U	61
SL4-T6-061412		17	U	17	U	17	U	17	U	44
SL4-T6-061412G	U	20	U	20	U	20	U	20	U	20
SL4-T6-080508		55	U	55	U	55	U	55	U	55
SL4-T6-081105		1800	U	1800	U	1800	U	1800	U	1800
SL4-T6-100606	J	39	U	39	U	39	U	39	U	39
SL4-T6-100709	J	20	U	20	U	20	U	20	U	41
SL4-T6-100710										
SL4-T6-100711										
SL4-T6-101620	J	20	U	20	U	20	U	20	U	35.6
SL4-T6-101620-G	J	19.8	U	19.8	U	19.8	U	19.8	U	19.8
SL4-T6-110310		19	U	19	U	19	U	19	U	100
ST-042717		19.3	U	19.3	U	19.3	U	19.3	U	168
ST-042717-G	U	17.9	U	17.9	U	17.9	U	17.9	U	17.9
ST1-021804	J	20	U	20	U	20	U	20	U	20
ST1-031405	U	20	U	20	U	20	U	20	U	72
ST1-032207	J	20	U	20	U	20	U	20	U	53
ST1-033106		20	U	20	U	20	U	63	U	20
ST1-033109	J	44	U	44	U	44	U	44	U	88
ST1-033109G	U	20	U	20	U	20	U	20	U	20
ST1-040908		20	U	20	U	20	U	20	U	56
ST1-040908G	U	19	U	19	U	19	U	19	U	19
ST1-041818		19.9	U	19.9	U	19.9	U	19.9	U	77.1
ST1-041818-G		19.6	U	19.6	U	19.6	U	19.6	U	19.6
ST1-042319		20	U	20	U	20	U	20	U	962
ST1-042319-G		19.2	U	19.2	U	19.2	U	518	U	19.2
ST1-042717		19.3	U	19.3	U	19.3	U	19.3	U	168
ST1-042717-G	U	17.9	U	17.9	U	17.9	U	17.9	U	17.9
ST1-043010G	U	230	U	230	U	230	U	230	U	4700
ST1-043010-G										
ST1-050916	U	19	U	19	U	19	U	19	U	75
ST1-050916G	U	19	U	19	U	19	U	19	U	19

Aroclor 1248 ug/kg		Aroclor 1254 ug/kg		Aroclor 1260 ug/kg		Arsenic mg/kg		Benzo(A)Anthracene ug/kg		B
SYS_SAMPLE_CODE	INTERPRETED_QUALIFIERS	RESULT_TEXT	INTERPRETED_QUALIFIERS	RESULT_TEXT	INTERPRETED_QUALIFIERS	RESULT_TEXT	INTERPRETED_QUALIFIERS	RESULT_TEXT	INTERPRETED_QUALIFIERS	RESULT_TEXT
SL4-T6-031808	U	960	U	960	U	7	U	680		680
SL4-T6-040809	U	63		43		8	UJ	140		270
SL4-T6-041223		35.7		25.1	J	7.44	J	139		170
SL4-T6-041223-G	U	19.7	U	19.7	U	11.4		111		175
SL4-T6-041619	U	224		57.8		12		427	J	393
SL4-T6-041619-G	U	19.7	U	19.7	U	14.5	U	15.4	U	19.5
SL4-T6-041718		32		28.5		16.1		252		273
SL4-T6-041718-G	U	19	U	19	U	13.4	U	10.4	J	16.1
SL4-T6-042222	U	26.8		22.4		0.597	U	137		136
SL4-T6-042414	U	440		320		17		320		330
SL4-T6-042910		40		21		7	U	420		420
SL4-T6-050916	U	45		35		9		200		270
SL4-T6-051707	U	58	U	58	U	10	U			
SL4-T6-051815		73		34	J	11		680		640
SL4-T6-052224	U	19.9	U	19.9	U	5.18	J	1660		518
SL4-T6-052813		99		39		8		480		480
SL4-T6-061412		71		45		8	U	330		350
SL4-T6-061412G	U	17	J	25		50		29	J	44
SL4-T6-080508	U	58	J	52	J			510		500
SL4-T6-081105	U	1800	U	7800		11	J	270		250
SL4-T6-100606	U	110		210		10	U	500		690
SL4-T6-100709		76		31		7	UJ	420	J	400
SL4-T6-100710										
SL4-T6-100711										
SL4-T6-101620		30.1		48.3		11.7		192	J	183
SL4-T6-101620-G	U	19.8	U	19.8	U	2.43		25.8	U	32.2
SL4-T6-110310		230		47	Y	8	U	350		400
ST-042717		173		67.1	J	12.7		220		291
ST-042717-G	U	17.9	U	17.9	U	5.4	U	5.1	U	6.4
ST1-021804	U	240		630		10	U	340		370
ST1-031405	Y	200		190		10		59	J	60
ST1-032207	Y	83		66	J	7	U	250	J	230
ST1-033106	U	140		69		12		930		880
ST1-033109	Y	140		75		10	J	670		750
ST1-033109G	U	29		20	U	7	UJ	120		120
ST1-040908		95		58		10		320		250
ST1-040908G	U	19	U	19	U	6	U	31		34
ST1-041818		116		61.5		16.1		346		453
ST1-041818-G	U	19.6	U	19.6	U	5.95	U	244	J	330
ST1-042319		395	J	151		16.2		571		481
ST1-042319-G	U	76.6		19.2	U	6.4	U	183		218
ST1-042717		173		67.1	J	12.7		220		291
ST1-042717-G	U	17.9	U	17.9	U	5.4	U	5.1	U	6.4
ST1-043010G		7300		1300		20		260		340
ST1-043010-G										
ST1-050916	U	130		120	J	10		290	U	340
ST1-050916G	U	26		19	U	26		12	J	14

enzo(A)Pyrene ug/kg		Benzo(G,H,I)Perylene ug/kg		Benzofluoranthenes, Total ug/kg		Benzoic Acid ug/kg		Benzyl Alcohol ug/kg		bis(2-Cl
SYS_SAMPLE_CODE	INTERPRETED_QUALIFIERS	RESULT_TEXT	INTERPRETED_QUALIFIERS	RESULT_TEXT	INTERPRETED_QUALIFIERS	RESULT_TEXT	INTERPRETED_QUALIFIERS	RESULT_TEXT	INTERPRETED_QUALIFIERS	RESULT_TEXT
SL4-T6-031808		200	J	1380		2600	U	260	U	260
SL4-T6-040809		190		660		330	U	33	U	33
SL4-T6-041223		78.5	J	536		1720		474		21.5
SL4-T6-041223-G		162		587		1120		167		21.4
SL4-T6-041619	J	335	J	897	J	668	J	243	J	31.7
SL4-T6-041619-G	J	50.5	J	44.7	J	176	UJ	44.3	U	18.9
SL4-T6-041718		107		636		757	J	109		31.3
SL4-T6-041718-G	J	18.2	J	34.6	J	56.7	U	14.3	U	6.1
SL4-T6-042222		134	J	282		377	U	48.7	U	12.9
SL4-T6-042414		190		730		710	UJ	140		71
SL4-T6-042910		220		880		1100	U	110	U	110
SL4-T6-050916		300		620	J	660	J	240	J	97
SL4-T6-051707										
SL4-T6-051815		530		1400		850	J	240	R	240
SL4-T6-052224		111		1560		177	J	19.9	U	10
SL4-T6-052813		520		940		520	J	96	UJ	96
SL4-T6-061412		290		760		490	J	2800		75
SL4-T6-061412G	J	62		85		1200	U	59	U	59
SL4-T6-080508		300		1160		1000	U	100	U	100
SL4-T6-081105		79	U	600		790	U	130		79
SL4-T6-100606		280		1520		1700	U	170	U	170
SL4-T6-100709	J	290	J	620		4300	U	430	U	430
SL4-T6-100710						1100	U	110	U	110
SL4-T6-100711						1100	U	110	UJ	110
SL4-T6-101620	J	258	J	406	J	295	UJ	74.3	UJ	31.6
SL4-T6-101620-G	U	35.1	J	56.8	J	294	U	74.1	U	31.5
SL4-T6-110310		190		950		1100	U	110	UJ	110
ST-042717		28	U	595		285	U	71.7	U	30.5
ST-042717-G	U	11.5	J	15.4	J	58	U	14.6	U	6.2
ST1-021804		160		970		980	U	98	U	98
ST1-031405	J	62		129		610	U	61	U	61
ST1-032207	J	110	J	520	J	920	UJ	92	UJ	92
ST1-033106		560		1580		2000	U	200	U	200
ST1-033109		400		2320		3700	U	370	U	370
ST1-033109G	J	53	J	350		740	U	74	U	74
ST1-040908		190	J	720		200	U	26		20
ST1-040908G		19	J	78		190	U	15	J	19
ST1-041818		382		730		1600		74.1	U	31.5
ST1-041818-G	J	148	J	412		58.2	U	14.7	U	6.2
ST1-042319		367		1080		294	U	145		31.6
ST1-042319-G		148		481		57.1	U	14.4	U	6.1
ST1-042717		28	U	595		285	U	71.7	U	30.5
ST1-042717-G	U	11.5	J	15.4	J	58	U	14.6	U	6.2
ST1-043010G		270	J	920		780	UJ	78	U	78
ST1-043010-G										
ST1-050916		350		790	J	1400	J	380	J	290
ST1-050916G	J	21		36	J	170	J	19	U	19

Appendix B: All Data for Prioritization

Dichloroethoxy methane ug/kg		Bis-(2-chloroethyl) ether ug/kg		Bis(2-ethylhexyl)phthalate ug/kg		Butylbenzylphthalate ug/kg		Carbazole ug/kg		
SYS_SAMPLE_CODE	INTERPRETED_QUALIFIERS	RESULT_TEXT	INTERPRETED_QUALIFIERS	RESULT_TEXT	INTERPRETED_QUALIFIERS	RESULT_TEXT	INTERPRETED_QUALIFIERS	RESULT_TEXT	INTERPRETED_QUALIFIERS	RESULT_TEXT
SL4-T6-031808	U	260	U	12000		500		350		950
SL4-T6-040809	U	33	U	6200		370		80		540
SL4-T6-041223	U	96.2	U	2800		173		77.2	J	255
SL4-T6-041223-G	U	96	U	5200		46.8	U	48.7	J	281
SL4-T6-041619	UJ	33.9	UJ	15500	J	411	J	128	J	714
SL4-T6-041619-G	U	20.2	U	248		23.9	U	114		36.9
SL4-T6-041718	U	33.5	U	3510		22300		69.3	J	344
SL4-T6-041718-G	U	6.5	U	434		7.7	U	7.2	J	23.1
SL4-T6-042222	U	57.8	U	7950		233	J	55.4	J	233
SL4-T6-042414	U	71	U	7000		650		120		480
SL4-T6-042910	U	110	U	4300		440		110		640
SL4-T6-050916	U	97	U	4100		340		100		440
SL4-T6-051707										
SL4-T6-051815	U	240	U	20000		280		170	J	1000
SL4-T6-052224	U	34.8	U	1070	J	329		264		1780
SL4-T6-052813	U	96	U	6200		1900		220	J	700
SL4-T6-061412	U	75	U	5900		620		120		550
SL4-T6-061412G	U	59	U	390	B	59	U	59	U	53
SL4-T6-080508	U	100	U	7400		270		160		780
SL4-T6-081105	U	79	U	6000		420		81		370
SL4-T6-100606	U	170	U	16000		800		150	J	970
SL4-T6-100709	U	430	U	5200		520		430	U	540
SL4-T6-100710	U	110	U					110		
SL4-T6-100711	U	110	U					110		
SL4-T6-101620	UJ	33.8	UJ	7690	J	387	J	80.4	J	344
SL4-T6-101620-G	U	33.7	U	412		40	U	36.7	U	33.9
SL4-T6-110310	U	110	U	7600	B	490		110		560
ST-042717	U	32.6	U	5750		38.8	U	58.4	J	579
ST-042717-G	U	6.7	UJ	236		36.9		7.2	UJ	12.5
ST1-021804	U	200	U	8700		390		84	J	610
ST1-031405	U	61	U	1000	B	61	U	61	U	100
ST1-032207	UJ	92	UJ	4900	J	130	J	70	J	390
ST1-033106	U	200	U	9400	B	350		300		1300
ST1-033109	U	370	U	22000		770		220	J	1300
ST1-033109G	U	74	U	1600		56	J	74	U	210
ST1-040908	U	20	U	7200		390		60		320
ST1-040908G	U	19	U	930		44		19	U	58
ST1-041818	U	33.7	U	7080		40.1	U	102		621
ST1-041818-G	U	6.7	U	297	J	7.9	U	22		354
ST1-042319	U	33.8	U	7450		40.1	U	149		970
ST1-042319-G	U	6.6	U	917		7.8	U	30.1		329
ST1-042717	U	32.6	U	5750		38.8	U	58.4	J	579
ST1-042717-G	U	6.7	UJ	236		36.9		7.2	UJ	12.5
ST1-043010G	U	78	U	14000		78	U	78	U	1100
ST1-043010-G										
ST1-050916	U	290	U	5900		290	U	290	U	510
ST1-050916G	U	19	U	360		19	U	19	U	27

Chrysene ug/kg		Coarse Sand %		Coarse Silt %		Copper mg/kg		cPAH ug/kg		Diben
SYS_SAMPLE_CODE	INTERPRETED_QUALIFIERS	RESULT_TEXT	INTERPRETED_QUALIFIERS	RESULT_TEXT	INTERPRETED_QUALIFIERS	RESULT_TEXT	INTERPRETED_QUALIFIERS	RESULT_TEXT	INTERPRETED_QUALIFIERS	RESULT_TEXT
SL4-T6-031808						77.6		965.5		260
SL4-T6-040809		4.5		9.9		142	J	383.6		38
SL4-T6-041223						134		265		85.9
SL4-T6-041223-G						99.5	J	272.485		85.7
SL4-T6-041619	J					163		580.74	J	66
SL4-T6-041619-G	J	19.4				72				18.3
SL4-T6-041718						23.5		389.965		30.5
SL4-T6-041718-G		39				77.4		25.621	J	5.9
SL4-T6-042222						73.3		200.91		51.6
SL4-T6-042414		4.8		9.3		142		479.6	J	57
SL4-T6-042910		3.7		9.3		89.9		605		74
SL4-T6-050916						110		403.6	J	73
SL4-T6-051707						83.2				
SL4-T6-051815						157		970	J	170
SL4-T6-052224						176		883.19		39.6
SL4-T6-052813		3.7		8.9		309	J	662		96
SL4-T6-061412		4.6		13.9		162		532.5		120
SL4-T6-061412G	J	20		3.4	U	270		70.93		59
SL4-T6-080508								717.8		100
SL4-T6-081105						84.5	J	364.9		79
SL4-T6-100606						156		955.7		170
SL4-T6-100709	NJ	3.5		8.2		112	J	620.4		430
SL4-T6-100710										
SL4-T6-100711										
SL4-T6-101620	J	5				122		283.88	J	55.6
SL4-T6-101620-G	J	18.3				99.6		85.619	J	30.6
SL4-T6-110310						135		571.6		110
ST-042717						141		402.365		29.7
ST-042717-G	J	15.5				31.7		17.345	J	6
ST1-021804						120		543.7		98
ST1-031405						144		97		61
ST1-032207	J	16.3		2.6		89.8		337.2		92
ST1-033106		5.5		4.2		116		1236		120
ST1-033109		2.6		6.9		201	J	1161		370
ST1-033109G		25.1				49.3	J	188.1		74
ST1-040908		13.3		11.1		160		394.2		60
ST1-040908G		21.5				51.5		50.88		19
ST1-041818						150		608.71		30.6
ST1-041818-G	J	22.8				34.7		437.16	J	55.8
ST1-042319		2.7				145		720.4		100
ST1-042319-G		22.7				33.9		320.33		46.1
ST1-042717						141		402.365		29.7
ST1-042717-G	J	15.5				31.7		17.345	J	6
ST1-043010G		4.2		4.8		209		513.8		72
ST1-043010-G										
ST1-050916						160		518.6	J	290
ST1-050916G		27.7				58.7		24.07	J	19

Appendix B: All Data for Prioritization

zo(A,H)Anthracene ug/kg		Dibenzofuran ug/kg		Diesel Range Hydrocarbons mg/kg		Diethylphthalate ug/kg		Dimethylphthalate ug/kg		Di-
SYS_SAMPLE_CODE	INTERPRETED_QUALIFIERS	RESULT_TEXT	INTERPRETED_QUALIFIERS	RESULT_TEXT	INTERPRETED_QUALIFIERS	RESULT_TEXT	INTERPRETED_QUALIFIERS	RESULT_TEXT	INTERPRETED_QUALIFIERS	RESULT_TEXT
SL4-T6-031808	U	300				260	U	260	U	260
SL4-T6-040809		31	J	660		49		120		46
SL4-T6-041223	U	70.4	U			98.3	U	1160		87.4
SL4-T6-041223-G	U	70.3	U			98.1	U	77.5	J	176
SL4-T6-041619	J	40	J			88.4	UJ	117	J	266
SL4-T6-041619-G	U	13.7	U			52.7	U	19.2	U	15.8
SL4-T6-041718	U	22.8	U			87.5	U	31.8	U	353
SL4-T6-041718-G	U	4.4	U			17	U	6.2	U	49.1
SL4-T6-042222	U	43.3	J			59.1	U	584		19.9
SL4-T6-042414	J	43	J	720		71	U	96		79
SL4-T6-042910	J	110	U	170		110	UJ	110	J	110
SL4-T6-050916	J	97	U			97	U	97	U	53
SL4-T6-051707										
SL4-T6-051815	J	240	U	1300		240	U	97	J	140
SL4-T6-052224		51.8				34.8	U	71.9		141
SL4-T6-052813	U	62	J	270		240	U	140		480
SL4-T6-061412		56	J	480		190	U	68	J	90
SL4-T6-061412G	U	59	U	59		150	U	59	U	59
SL4-T6-080508	U	100	U			100	U	150		100
SL4-T6-081105	U	79	U	310		79	U	79	U	460
SL4-T6-100606	U	170	U			170	U	90	J	990
SL4-T6-100709	U	430	U	320		430	U	430	U	430
SL4-T6-100710		110	U							
SL4-T6-100711		110	U							
SL4-T6-101620	J	32.7	J			88.3	UJ	114	J	74.4
SL4-T6-101620-G	U	22.9	U			88.1	U	32	U	62.7
SL4-T6-110310	U	110	U	170		110	U	110		66
ST-042717	U	22.2	U			85.2	U	75.3	J	127
ST-042717-G	U	4.5	U			17.4	U	6.3	U	5.2
ST1-021804	U	98	U			98	U	98	U	130
ST1-031405	U	61	U	94		61	U	61	U	61
ST1-032207	UJ	92	UJ	560		92	UJ	92	UJ	92
ST1-033106	J	230		1300		200	U	200	U	100
ST1-033109	U	370	U	1900		370	U	370	U	370
ST1-033109G	U	74	U	180		74	U	74	U	310
ST1-040908	J	18	J	790		20	U	18	J	84
ST1-040908G	U	19	U	140		19	U	19	U	260
ST1-041818	U	22.9	U			88.1	U	32	U	26.4
ST1-041818-G		7.8	J			17.4	U	6.3	U	5.2
ST1-042319		55.6	J			88.1	U	32.1	U	88.5
ST1-042319-G		6.5	J			17.1	U	6.2	U	24.6
ST1-042717	U	22.2	U			85.2	U	75.3	J	127
ST1-042717-G	U	4.5	U			17.4	U	6.3	U	5.2
ST1-043010G	J	78	U	1800		78	U	78	U	78
ST1-043010-G										
ST1-050916	U	290	U	570		290	U	290	U	290
ST1-050916G	U	19	U	39		24	J	19	U	19

Appendix B: All Data for Prioritization

N-Butylphthalate ug/kg		Di-N-Octylphthalate ug/kg		Fine Sand %		Fine Silt %		Fluoranthene ug/kg	
SYS_SAMPLE_CODE	INTERPRETED_QUALIFIERS	RESULT_TEXT	INTERPRETED_QUALIFIERS	RESULT_TEXT	INTERPRETED_QUALIFIERS	RESULT_TEXT	INTERPRETED_QUALIFIERS	RESULT_TEXT	INTERPRETED_QUALIFIERS
SL4-T6-031808	U	2500						2600	
SL4-T6-040809		1700		31.7		3.6		750	
SL4-T6-041223	J	469						311	
SL4-T6-041223-G		21.8	U					289	
SL4-T6-041619	J	730	J					1430	J
SL4-T6-041619-G	U	25.9	U	6.2				41.1	J
SL4-T6-041718		177						739	
SL4-T6-041718-G		8.4	U	1.3				29.7	
SL4-T6-042222	J	13.2	U					524	
SL4-T6-042414		660		33.9		2.7		800	
SL4-T6-042910	U	110	U	35.8		2.8		1500	
SL4-T6-050916	J	360						680	
SL4-T6-051707									
SL4-T6-051815	J	1100						1800	
SL4-T6-052224		10	U					474	J
SL4-T6-052813		560		35.3		2.5		1300	
SL4-T6-061412		1100		30.5		1.9		970	
SL4-T6-061412G	U	270		8.2		3.4	U	74	
SL4-T6-080508	U	610						1400	
SL4-T6-081105		430						880	
SL4-T6-100606	B	1500						2000	
SL4-T6-100709	U	1200		38		2.2		1300	
SL4-T6-100710									
SL4-T6-100711									
SL4-T6-101620	J	352	J	40.8				642	J
SL4-T6-101620-G	J	43.4	U	4				37.3	J
SL4-T6-110310	J	110	U					1100	
ST-042717		592						553	
ST-042717-G	U	14	J	0.1				8.9	J
ST1-021804		710						1100	
ST1-031405	U	80						190	
ST1-032207	UJ	540	J	11.7		3.4		740	
ST1-033106	J	850		22.4		7.3		2900	
ST1-033109	U	3500		4.7		21.1		2200	
ST1-033109G		680		1.8				330	
ST1-040908		860		12.1		2.1		660	
ST1-040908G		470		1.1				86	
ST1-041818	U	2420						874	
ST1-041818-G	U	8.6	U	0.1				240	J
ST1-042319	J	674		17.5				1920	
ST1-042319-G		8.4	U	4.7				685	
ST1-042717		592						553	
ST1-042717-G	U	14	J	0.1				8.9	J
ST1-043010G	U	78	U	14.2		13		1200	
ST1-043010-G									
ST1-050916	U	570						690	
ST1-050916G	U	19	U	1.9				38	

Fluorene ug/kg		Gravel %		Hexachlorobenzene ug/kg		Hexachlorobutadiene ug/kg		Hexachlorocyclopentadiene ug/kg		He
SYS_SAMPLE_CODE	INTERPRETED_QUALIFIERS	RESULT_TEXT	INTERPRETED_QUALIFIERS	RESULT_TEXT	INTERPRETED_QUALIFIERS	RESULT_TEXT	INTERPRETED_QUALIFIERS	RESULT_TEXT	INTERPRETED_QUALIFIERS	RESULT_TEXT
SL4-T6-031808				260	U	260	U	1300	U	260
SL4-T6-040809		1.2		33	U	33	U	170	U	33
SL4-T6-041223	U			67.2	U	24	U	122	U	17.2
SL4-T6-041223-G	U			67.1	U	23.9	U	122	U	17.2
SL4-T6-041619	J			23.7	UJ	25	UJ	206	UJ	28.2
SL4-T6-041619-G	U			103		44.5	J	123	U	16.8
SL4-T6-041718	J			23.4	U	24.8	U	204	U	27.9
SL4-T6-041718-G	J			4.6	U	4.8	U	39.7	U	5.4
SL4-T6-042222				40.4	U	14.4	U	73.3	U	10.3
SL4-T6-042414		0.6		71	U	71	U			71
SL4-T6-042910	J	0.4		110	U	110	U	540	U	110
SL4-T6-050916	J			97	U	97	U	490	U	97
SL4-T6-051707										
SL4-T6-051815	J			240	U	240	U	1200	U	240
SL4-T6-052224				19.9	U	10	U	49.8	U	13.8
SL4-T6-052813	J	1.7		96	U	96	U	1900	UJ	96
SL4-T6-061412		0.7		75	U	380	U	1500	U	75
SL4-T6-061412G	U	31.8		59	U	290	U	1200	UJ	59
SL4-T6-080508	U			100	U	100	U	510	U	100
SL4-T6-081105	U			79	U	79	U	390	U	79
SL4-T6-100606	J			170	U	170	U	850	U	170
SL4-T6-100709	U	1		430	U	430	U	2200	U	430
SL4-T6-100710				110	U	110	U	540	U	110
SL4-T6-100711				110	U	110	U	540	U	110
SL4-T6-101620	J			23.6	UJ	25	UJ	206	UJ	28.2
SL4-T6-101620-G	U			23.6	U	24.9	U	205	U	28.1
SL4-T6-110310	J			110	U	110	U	540	U	110
ST-042717	U			22.8	U	24.1	U	199	U	27.2
ST-042717-G	U			4.7	U	4.9	U	40.6	U	5.5
ST1-021804	J			98	U	98	U	490	U	98
ST1-031405	U			61	U	61	U	300	U	61
ST1-032207	UJ	15.7		92	UJ	92	UJ	460	UJ	92
ST1-033106		0.1		200	U	200	U	1000	U	200
ST1-033109	U	0.5		370	U	370	U	1900	U	370
ST1-033109G	U	30.8		74	U	74	U	370	U	74
ST1-040908		0.6		20	U	20	U	99	U	20
ST1-040908G	U	34.4		19	U	19	U	97	U	19
ST1-041818	U			23.6	U	24.9	U	205	U	28.1
ST1-041818-G	J			4.7	U	4.9	U	40.7	U	5.6
ST1-042319				23.6	U	24.9	U	206	U	28.1
ST1-042319-G	J			4.6	U	4.8	U	39.9	U	5.5
ST1-042717	U			22.8	U	24.1	U	199	U	27.2
ST1-042717-G	U			4.7	U	4.9	U	40.6	U	5.5
ST1-043010G	U	2.9		78	U	78	U	390	U	78
ST1-043010-G										
ST1-050916	U			290	U	290	U	1500	U	290
ST1-050916G	U	14.1		19	U	19	U	96	U	19

Appendix B: All Data for Prioritization

Dichloroethane ug/kg		HPAH ug/kg		Indeno(1,2,3-Cd)Pyrene ug/kg		Isophorone ug/kg		Lead mg/kg		
SYS_SAMPLE_CODE	INTERPRETED_QUALIFIERS	RESULT_TEXT	INTERPRETED_QUALIFIERS	RESULT_TEXT	INTERPRETED_QUALIFIERS	RESULT_TEXT	INTERPRETED_QUALIFIERS	RESULT_TEXT	INTERPRETED_QUALIFIERS	
SL4-T6-031808	U	8270	J	180	J	260	U	261		4500
SL4-T6-040809	U	3718		130		33	U	101	J	826
SL4-T6-041223	U	1864.5	J	73.1	UJ	19.6	U	56.3		428.7
SL4-T6-041223-G	U	1998		72.9	U	19.6	U	483	J	319.5
SL4-T6-041619	UJ	5880	J	218	J	38.7	UJ	88.2		1038.6
SL4-T6-041619-G	U			35.4	J	23.1	U	228		
SL4-T6-041718	U	3155.9		29.6	U	38.3	U	4.66		541
SL4-T6-041718-G	U	174.2	J	9.5	J	7.4	U	137		41.1
SL4-T6-042222	U	2015	J	87		11.8	U	35.7		608.1
SL4-T6-042414	U	3947	J	170		71	U	133		836
SL4-T6-042910	U	5044	J	190		110	U	91		860
SL4-T6-050916	U	3433	J	180		97	U	55		604
SL4-T6-051707								87		
SL4-T6-051815	U	8260	J	440		240	U	68		1522
SL4-T6-052224	J	6695.1	J	95.5		14.9	U	131		1212.8
SL4-T6-052813	U	6150		330		96	U	95		1280
SL4-T6-061412	U	4480		200		75	U	75		1133
SL4-T6-061412G	U	447	J	32	J	59	U	248		32
SL4-T6-080508	U	6180		230		100	U			1080
SL4-T6-081105	U	3084		84		79	U	110	J	668
SL4-T6-100606	U	7360		200		170	U	137		1639
SL4-T6-100709	U	4600	J	250	J	430	U	130	J	1270
SL4-T6-100710	U					110	U			
SL4-T6-100711	U					110	U			
SL4-T6-101620	UJ	2887.6	J	154	J	38.7	UJ	56.5		696
SL4-T6-101620-G	U	215.9	J	29.8	U	38.6	U	317		72.3
SL4-T6-110310	U	4570		140		110	U	95		932
ST-042717	U	2788		28.8	U	37.3	U	96.9		569.7
ST-042717-G	UJ	64	J	5.9	U	7.6	U	15.1		19.6
ST1-021804	U	4670		170		98	U	121		797
ST1-031405	U	800	J	50	J	61	U	126		90
ST1-032207	UJ	2749	J	79	J	92	UJ	72		477
ST1-033106	U	10710	J	440		200	U	97		3520
ST1-033109	U	9990	J	250	J	370	U	117	J	2150
ST1-033109G	U	1585	J	42	J	74	U	26	J	600
ST1-040908	U	3850	J	130	J	20	U	137		435
ST1-040908G	U	442	J	16	J	19	U	29		58
ST1-041818	U	4685.75		220		38.6	U	68.2		1353.25
ST1-041818-G	U	2247.8	J	157		7.6	U	11.3		310.8
ST1-042319	U	7455		246		38.6	U	115		1679.9
ST1-042319-G	U	2769.1		142		7.5	U	39.8		330.6
ST1-042717	U	2788		28.8	U	37.3	U	96.9		569.7
ST1-042717-G	UJ	64	J	5.9	U	7.6	U	15.1		19.6
ST1-043010G	U	5822	J	160		78	U	292		150
ST1-043010-G										
ST1-050916	U	3590	J	220	J	290	U	88		498
ST1-050916G	U	200	J	12	J	19	U	23		22

LPAH ug/kg		Medium Sand %		Medium Silt %		Mercury mg/kg		Motor Oil Range mg/kg		
SYS_SAMPLE_CODE	INTERPRETED_QUALIFIERS	RESULT_TEXT	INTERPRETED_QUALIFIERS	RESULT_TEXT	INTERPRETED_QUALIFIERS	RESULT_TEXT	INTERPRETED_QUALIFIERS	RESULT_TEXT	INTERPRETED_QUALIFIERS	RESULT_TEXT
SL4-T6-031808	J					0.06	U			450
SL4-T6-040809		15.6		5.6		0.03	J	3900		110
SL4-T6-041223	J					0.042				88.9
SL4-T6-041223-G	J					0.0155	J			76.5
SL4-T6-041619	J					0.0681	J			102
SL4-T6-041619-G		13.5				0.0224				15.6
SL4-T6-041718	J					0.0372				42
SL4-T6-041718-G	J	17.9				0.029				5
SL4-T6-042222	J					0.0375				36.1
SL4-T6-042414	J	21.8		3.9		0.04		3100		68
SL4-T6-042910	J	20.3		5.1		0.07		1000		72
SL4-T6-050916	J					0.04		1300		63
SL4-T6-051707						0.07	U			
SL4-T6-051815	J					0.07		3400		120
SL4-T6-052224	J					0.0181	J			60.6
SL4-T6-052813	J	18.2		4.3		0.04	J	1500		77
SL4-T6-061412		18.2		4.8		0.04		2700		150
SL4-T6-061412G	J	20.2		3.4	U	0.04		360		59
SL4-T6-080508										100
SL4-T6-081105						0.1	J	800		79
SL4-T6-100606	J					0.2				140
SL4-T6-100709	J	15.4		3.2		0.04	J	1700		430
SL4-T6-100710										
SL4-T6-100711										
SL4-T6-101620	J	23				0.0432				43.7
SL4-T6-101620-G	J	18.9				0.0114	J			26.1
SL4-T6-110310	J					0.06		1700		110
ST-042717	J					0.1438				73.7
ST-042717-G	U	4.6				0.0264				5.2
ST1-021804	J					0.2				98
ST1-031405						0.27		380		61
ST1-032207	J	14.2		5.7		0.11		2100		92
ST1-033106	J	23.3		15		0.17		5400		160
ST1-033109	J	3.2		16		0.3	J	6700		940
ST1-033109G		6.5				0.06	UJ	560		420
ST1-040908	J	24.7		16.7		0.23		4100		37
ST1-040908G		7.7				0.05		710		22
ST1-041818						0.131				471
ST1-041818-G	J	3.2				0.0391				15.4
ST1-042319	J	8.6				0.482				103
ST1-042319-G	J	20.6				0.0222	J			6.1
ST1-042717	J					0.1438				73.7
ST1-042717-G	U	4.6				0.0264				5.2
ST1-043010G		15.2		20.5		2.72		4100		150
ST1-043010-G										
ST1-050916	J					0.18		2800		88
ST1-050916G		16.3				0.13		220		19

Appendix B: All Data for Prioritization

Naphthalene ug/kg		Nitrobenzene ug/kg		N-Nitroso-Di-N-Propylamine ug/kg		N-Nitrosodiphenylamine ug/kg		Pentachlorophenol ug/kg		
SYS_SAMPLE_CODE	INTERPRETED_QUALIFIERS	RESULT_TEXT	INTERPRETED_QUALIFIERS	RESULT_TEXT	INTERPRETED_QUALIFIERS	RESULT_TEXT	INTERPRETED_QUALIFIERS	RESULT_TEXT	INTERPRETED_QUALIFIERS	RESULT_TEXT
SL4-T6-031808		260	U	1300	U	260	U	1300	U	2500
SL4-T6-040809		33	U	170	U	33	U	170	U	480
SL4-T6-041223	J	36.1	U	37.2	U	26.5	UJ	156	U	289
SL4-T6-041223-G	J	36	U	37.1	U	26.5	U	156	U	243
SL4-T6-041619	J	39.7	UJ	53.9	UJ	47.8	UJ	156	UJ	571
SL4-T6-041619-G	U	39.6	J	32.1	U	28.5	U	93.1	U	14
SL4-T6-041718	J	39.3	U	53.4	U	47.3	U	155	U	309
SL4-T6-041718-G	U	7.6	U	10.4	U	9.2	U	30.1	U	29.4
SL4-T6-042222	J	21.7	U	22.3	U	15.9	UJ	93.7	U	318
SL4-T6-042414	J	71	U	71	U	71	U	360	U	550
SL4-T6-042910	J	110	U	540	U	110	U	540	U	630
SL4-T6-050916	J	97	U	97	U	97	U	490	U	420
SL4-T6-051707										
SL4-T6-051815	J	240	U	240	U	240	U	1200	U	1000
SL4-T6-052224		10	U	14.9	U	12.9	J	49.8	U	227
SL4-T6-052813	J	96	U	96	U	96	U	960	U	910
SL4-T6-061412		75	U	75	U	75	U	750	U	680
SL4-T6-061412G	U	59	U	59	U	59	U	590	UJ	32
SL4-T6-080508	U	100	U	510	U	100	U	510	U	850
SL4-T6-081105	U	79	U	390	U	79	U	390	U	570
SL4-T6-100606	J	170	U	850	U	170	U	850	U	1100
SL4-T6-100709	U	430	U	2200	U	430	U	2200	U	1000
SL4-T6-100710		110	U	540	U	110	U	540	U	
SL4-T6-100711		110	U	110	U	110	U	540	U	
SL4-T6-101620	J	39.7	UJ	53.9	UJ	47.7	UJ	156	UJ	437
SL4-T6-101620-G	U	39.6	U	53.7	U	47.6	U	156	U	31.8
SL4-T6-110310	U	110	U	110	U	110	U	540	U	690
ST-042717	J	38.3	U	52	UJ	46.1	U	151	U	367
ST-042717-G	U	7.8	U	10.6	UJ	9.4	U	30.7	U	4.6
ST1-021804	U	98	U	200	U	100	Y	490	U	590
ST1-031405	U	61	U	300	U	61	U	300	U	90
ST1-032207	UJ	92	UJ	460	UJ	92	UJ	460	UJ	390
ST1-033106	J	200	U	1000	U	200	U	1000	U	2300
ST1-033109		370	U	1900	U	370	U	1900	U	1000
ST1-033109G		74	U	370	U	74	U	370	U	180
ST1-040908		20	U	99	U	20	U	99	U	280
ST1-040908G		19	U	97	U	19	U	97	J	36
ST1-041818		39.6	U	53.7	U	47.6	U	156	U	549
ST1-041818-G	J	7.8	U	10.6	U	9.4	U	30.8	U	180
ST1-042319		39.6	U	53.8	U	79.7	J	156	U	950
ST1-042319-G	J	7.7	U	10.4	U	9.3	U	30.3	U	281
ST1-042717	J	38.3	U	52	UJ	46.1	U	151	U	367
ST1-042717-G	U	7.8	U	10.6	UJ	9.4	U	30.7	U	4.6
ST1-043010G		78	U	390	U	78	U	390	U	78
ST1-043010-G										
ST1-050916	J	290	U	290	U	290	U	1500	U	410
ST1-050916G	U	19	U	19	U	19	U	96	U	22

Appendix B: All Data for Prioritization

Phenanthrene ug/kg		Phenol ug/kg		Polychlorinated Biphenyls ug/kg		Pyrene ug/kg		TEQ ng/kg		
SYS_SAMPLE_CODE	INTERPRETED_QUALIFIERS	RESULT_TEXT	INTERPRETED_QUALIFIERS	RESULT_TEXT	INTERPRETED_QUALIFIERS	RESULT_TEXT	INTERPRETED_QUALIFIERS	RESULT_TEXT	INTERPRETED_QUALIFIERS	RESULT_TEXT
SL4-T6-031808		260	U	960	U	1600				
SL4-T6-040809		78	J	106		1000				22.7
SL4-T6-041223		281		99	J	375				
SL4-T6-041223-G		256		19.7	U	393				
SL4-T6-041619	J	362	J	281.8		1400	J			
SL4-T6-041619-G	U	24.5	U			38.6	J			
SL4-T6-041718		106		125.3		706				
SL4-T6-041718-G		7.9	U	19	U	32.6				
SL4-T6-042222		50.5	U	49.2		482				
SL4-T6-042414		200		760		870				18.4
SL4-T6-042910		110	U	86		700				20.3
SL4-T6-050916		180		80		670				
SL4-T6-051707				58	U					
SL4-T6-051815		170	J	171	J	1600				
SL4-T6-052224	J	58.2		19.9	U	457	J			
SL4-T6-052813		120	J	199		1400				17.2
SL4-T6-061412		98	U	160		910				22.9
SL4-T6-061412G	J	59	U	42	J	68				3.4
SL4-T6-080508		100	U	110	J	1300				
SL4-T6-081105		79	U	7800		630				
SL4-T6-100606		400	B	320		1200				
SL4-T6-100709		430	U	148		780				16.7
SL4-T6-100710		110	U							
SL4-T6-100711		110	U							
SL4-T6-101620	J	57.5	J	114		653	J			
SL4-T6-101620-G	J	40.9	U	19.8	U	52.8	J			
SL4-T6-110310		110	U	330		880				
ST-042717		259		408.1	J	550				
ST-042717-G	U	8.1	U	17.9	U	15.7	J			
ST1-021804		290		870		950				
ST1-031405		91	B	390		150				
ST1-032207	J	140	UJ	149	J	430	J			15.7
ST1-033106		200	U	272		2000				33.7
ST1-033109		370	U	215		2100				68.3
ST1-033109G		74	U	29		360				
ST1-040908		36	U	209		1200				32.4
ST1-040908G		34	U	19	U	120				
ST1-041818		518		294.4		1010				
ST1-041818-G	J	8.1	U	19.6	U	307	J			
ST1-042319		237		1508	J	1720				
ST1-042319-G		14.3	J	594.6		537				
ST1-042717		259		408.1	J	550				
ST1-042717-G	U	8.1	U	17.9	U	15.7	J			
ST1-043010G	U	78	U	13300		1500	J			54.4
ST1-043010-G								87.266	J	
ST1-050916		220	J	250	J	690				
ST1-050916G		18	J	26		40				

Total Fines %		Total Organic Carbon %		Very Coarse Sand %		Very Fine Sand %		Very Fine Silt %		
SYS_SAMPLE_CODE	INTERPRETED_QUALIFIERS	RESULT_TEXT	INTERPRETED_QUALIFIERS	RESULT_TEXT	INTERPRETED_QUALIFIERS	RESULT_TEXT	INTERPRETED_QUALIFIERS	RESULT_TEXT	INTERPRETED_QUALIFIERS	RESULT_TEXT
SL4-T6-031808		2								376
SL4-T6-040809		4.8		2.7		21.6		2		442
SL4-T6-041223		6.33	J							571
SL4-T6-041223-G		0.35	J							188
SL4-T6-041619		8.03								1090
SL4-T6-041619-G		0.29		10.5		1.4				202
SL4-T6-041718		3.1	J							41
SL4-T6-041718-G		1.51		7.4		0.2				180
SL4-T6-042222		3.24	J							404
SL4-T6-042414		2.48		1.5		19		1.2		918
SL4-T6-042910		5.9		1.2		18.4		1.4		390
SL4-T6-050916		2.72								445
SL4-T6-051707		2								510
SL4-T6-051815		4.9								503
SL4-T6-052224		2.69								370
SL4-T6-052813		2.62		1.9		21.8		1		737
SL4-T6-061412		5.03		2		21.1		0.1	U	647
SL4-T6-061412G		1.4		14.1		2.3		3.4	U	480
SL4-T6-080508										
SL4-T6-081105		3.2								422
SL4-T6-100606		4.7								801
SL4-T6-100709		3.5		2.1		23.3		1.6		496
SL4-T6-100710										
SL4-T6-100711										
SL4-T6-101620		5.08		2		15.8				466
SL4-T6-101620-G		0.94	J	9.9		0.9				337
SL4-T6-110310		3.1								599
ST-042717		8.71								568
ST-042717-G		0.52		18.6		0.1				122
ST1-021804		9.6								445
ST1-031405		8.17								435
ST1-032207		5.84		19.9		4.8		1.9		282
ST1-033106		10.03333333		1.6		9		3.2		400
ST1-033109		8.64		2.1		7.3		10.5		669
ST1-033109G		1.48		31.5		0.5				169
ST1-040908		8.53		5.2		8.7		1.4		647
ST1-040908G		3.51		32.5		0.4				250
ST1-041818		5.39	J							581
ST1-041818-G		0.4		31.8		0.1				119
ST1-042319		10.7		1.5		13.9				621
ST1-042319-G		0.76		21.5		0.4				160
ST1-042717		8.71								568
ST1-042717-G		0.52		18.6		0.1				122
ST1-043010G		8.15		2.7		6.3		6.3		661
ST1-043010-G										
ST1-050916		9.65								714
ST1-050916G		0.624		19.1		1				158

Appendix B: All Data for Prioritization

Zinc mg/kg	
SYS_SAMPLE_CODE	INTERPRETED_QUALIFIERS
SL4-T6-031808	
SL4-T6-040809	J
SL4-T6-041223	
SL4-T6-041223-G	J
SL4-T6-041619	
SL4-T6-041619-G	
SL4-T6-041718	
SL4-T6-041718-G	
SL4-T6-042222	
SL4-T6-042414	J
SL4-T6-042910	
SL4-T6-050916	
SL4-T6-051707	
SL4-T6-051815	
SL4-T6-052224	
SL4-T6-052813	J
SL4-T6-061412	
SL4-T6-061412G	J
SL4-T6-080508	
SL4-T6-081105	J
SL4-T6-100606	
SL4-T6-100709	J
SL4-T6-100710	
SL4-T6-100711	
SL4-T6-101620	
SL4-T6-101620-G	
SL4-T6-110310	
ST-042717	
ST-042717-G	
ST1-021804	
ST1-031405	
ST1-032207	
ST1-033106	
ST1-033109	J
ST1-033109G	J
ST1-040908	
ST1-040908G	
ST1-041818	
ST1-041818-G	
ST1-042319	
ST1-042319-G	
ST1-042717	
ST1-042717-G	
ST1-043010G	
ST1-043010-G	
ST1-050916	
ST1-050916G	

SYS_SAMPLE_CODE	SYS_LOC_CODE	X_COORD	Y_COORD	SAMPLE_DATE	Loc_Group_Code	LOC_DESC
ST1-051914	ST1	1268420.845	209048.792	5/19/2014	Diagonal Ave S CSO/SD	E Marginal Wy and S Oregon St
ST1-051914G	ST1	1268420.845	209048.792	5/19/2014	Diagonal Ave S CSO/SD	E Marginal Wy and S Oregon St
ST1-051922	ST1	1268420.845	209048.792	5/19/2022	Diagonal Ave S CSO/SD	E Marginal Wy and S Oregon St
ST1-051922-G	ST1	1268420.845	209048.792	5/16/2022	Diagonal Ave S CSO/SD	E Marginal Wy and S Oregon St
ST1-052215	ST1	1268420.845	209048.792	5/22/2015	Diagonal Ave S CSO/SD	E Marginal Wy and S Oregon St
ST1-052215G	ST1	1268420.845	209048.792	5/22/2015	Diagonal Ave S CSO/SD	E Marginal Wy and S Oregon St
ST1-060724	ST1	1268420.845	209048.792	6/7/2024	Diagonal Ave S CSO/SD	E Marginal Wy and S Oregon St
ST1-061021	ST1	1268420.845	209048.792	6/10/2021	Diagonal Ave S CSO/SD	E Marginal Wy and S Oregon St
ST1-061021-G	ST1	1268420.845	209048.792	6/10/2021	Diagonal Ave S CSO/SD	E Marginal Wy and S Oregon St
ST1-062320	ST1	1268420.845	209048.792	6/23/2020	Diagonal Ave S CSO/SD	E Marginal Wy and S Oregon St
ST1-073004	ST1	1268420.845	209048.792	7/30/2004	Diagonal Ave S CSO/SD	E Marginal Wy and S Oregon St
ST1-080223	ST1	1268420.845	209048.792	8/2/2023	Diagonal Ave S CSO/SD	E Marginal Wy and S Oregon St
ST1-081307	ST1	1268420.845	209048.792	8/13/2007	Diagonal Ave S CSO/SD	E Marginal Wy and S Oregon St
ST1-081307G	ST1	1268420.845	209048.792	8/13/2007	Diagonal Ave S CSO/SD	E Marginal Wy and S Oregon St
ST1-081903	ST1	1268420.845	209048.792	8/19/2003	Diagonal Ave S CSO/SD	E Marginal Wy and S Oregon St
ST1-090506	ST1	1268420.845	209048.792	9/5/2006	Diagonal Ave S CSO/SD	E Marginal Wy and S Oregon St
ST1-092508	ST1	1268420.845	209048.792	9/25/2008	Diagonal Ave S CSO/SD	E Marginal Wy and S Oregon St
ST1-102411	ST1	1268420.845	209048.792	10/24/2011	Diagonal Ave S CSO/SD	E Marginal Wy and S Oregon St
ST1-110705	ST1	1268420.845	209048.792	11/7/2005	Diagonal Ave S CSO/SD	E Marginal Wy and S Oregon St
ST1G-090606	ST1	1268420.845	209048.792	9/6/2006	Diagonal Ave S CSO/SD	E Marginal Wy and S Oregon St
ST1-GRAB-033106	ST1	1268420.845	209048.792	3/31/2006	Diagonal Ave S CSO/SD	E Marginal Wy and S Oregon St
ST2-030905	ST2	1272836.858	211846.874	3/9/2005	Diagonal Ave S CSO/SD	Airport Wy S and S Spokane St (I-5 SB RP)
ST2-032207	ST2	1272836.858	211846.874	3/22/2007	Diagonal Ave S CSO/SD	Airport Wy S and S Spokane St (I-5 SB RP)
ST2-032806	ST2	1272836.858	211846.874	3/28/2006	Diagonal Ave S CSO/SD	Airport Wy S and S Spokane St (I-5 SB RP)
ST2-033109	ST2	1272836.858	211846.874	3/31/2009	Diagonal Ave S CSO/SD	Airport Wy S and S Spokane St (I-5 SB RP)
ST2-033109G	ST2	1272836.858	211846.874	3/31/2009	Diagonal Ave S CSO/SD	Airport Wy S and S Spokane St (I-5 SB RP)
ST2-040908	ST2	1272836.858	211846.874	4/9/2008	Diagonal Ave S CSO/SD	Airport Wy S and S Spokane St (I-5 SB RP)
ST2-040908G	ST2	1272836.858	211846.874	4/9/2008	Diagonal Ave S CSO/SD	Airport Wy S and S Spokane St (I-5 SB RP)
ST2-043010G	ST2	1272836.858	211846.874	4/30/2010	Diagonal Ave S CSO/SD	Airport Wy S and S Spokane St (I-5 SB RP)
ST2-080504	ST2	1272836.858	211846.874	8/5/2004	Diagonal Ave S CSO/SD	Airport Wy S and S Spokane St (I-5 SB RP)
ST2-080923	ST2	1272836.858	211846.874	8/9/2023	Diagonal Ave S CSO/SD	Airport Wy S and S Spokane St (I-5 SB RP)
ST2-081803	ST2	1272836.858	211846.874	8/18/2003	Diagonal Ave S CSO/SD	Airport Wy S and S Spokane St (I-5 SB RP)
ST2-082103-GRB1	ST2	1272836.858	211846.874	8/21/2003	Diagonal Ave S CSO/SD	Airport Wy S and S Spokane St (I-5 SB RP)
ST2-082207	ST2	1272836.858	211846.874	8/22/2007	Diagonal Ave S CSO/SD	Airport Wy S and S Spokane St (I-5 SB RP)
ST2-082207G	ST2	1272836.858	211846.874	8/22/2007	Diagonal Ave S CSO/SD	Airport Wy S and S Spokane St (I-5 SB RP)
ST2-082605	ST2	1272836.858	211846.874	8/26/2005	Diagonal Ave S CSO/SD	Airport Wy S and S Spokane St (I-5 SB RP)
ST2-090506	ST2	1272836.858	211846.874	9/5/2006	Diagonal Ave S CSO/SD	Airport Wy S and S Spokane St (I-5 SB RP)
ST2-092308	ST2	1272836.858	211846.874	9/23/2008	Diagonal Ave S CSO/SD	Airport Wy S and S Spokane St (I-5 SB RP)
ST2-092308G	ST2	1272836.858	211846.874	9/23/2008	Diagonal Ave S CSO/SD	Airport Wy S and S Spokane St (I-5 SB RP)
ST2A-031104	ST2	1272836.858	211846.874	3/11/2004	Diagonal Ave S CSO/SD	Airport Wy S and S Spokane St (I-5 SB RP)
ST2B-031104	ST2	1272836.858	211846.874	3/11/2004	Diagonal Ave S CSO/SD	Airport Wy S and S Spokane St (I-5 SB RP)
ST2G-090506	ST2	1272836.858	211846.874	9/5/2006	Diagonal Ave S CSO/SD	Airport Wy S and S Spokane St (I-5 SB RP)
ST2GRAB-082605	ST2	1272836.858	211846.874	8/26/2005	Diagonal Ave S CSO/SD	Airport Wy S and S Spokane St (I-5 SB RP)
ST3-031104	ST3	1272823.427	214263.278	3/11/2004	Diagonal Ave S CSO/SD	S Forest St at 6th Ave S
ST3-031405	ST3	1272823.427	214263.278	3/14/2005	Diagonal Ave S CSO/SD	S Forest St at 6th Ave S
ST3-032207	ST3	1272823.427	214263.278	3/22/2007	Diagonal Ave S CSO/SD	S Forest St at 6th Ave S
ST3-033109	ST3	1272823.427	214263.278	3/31/2009	Diagonal Ave S CSO/SD	S Forest St at 6th Ave S

CHEMICAL_NAME RESULT_UNIT			>10 Phi Clay %	1,2,4-Trichlorobenzene ug/kg	1,2-Dichlorobenzene ug/kg	1,3-Dichlorobenzene ug/kg	1,4
SYS_SAMPLE_CODE	SAMPLE_METHOD	LOC_MAJ OR_BASIN	RESULT_TEXT INTERPRETED_QUALIFIERS	RESULT_TEXT INTERPRETED_QUALIFIERS	RESULT_TEXT INTERPRETED_QUALIFIERS	RESULT_TEXT INTERPRETED_QUALIFIERS	RESULT_TEXT
ST1-051914	SedTrap	MS4	3.4	150 U	150 U	150 U	150
ST1-051914G	Grab-Manual	MS4	0.4 U	93 U	93 U	93 U	93
ST1-051922	SedTrap	MS4		17.8 U	11.8 U	15.6 U	48.8
ST1-051922-G	Grab-Manual	MS4		3.6	2.4	3.1	4.8
ST1-052215	SedTrap	MS4		190 U	190 U	190 U	190
ST1-052215G	Grab-Manual	MS4	6	77 U	77 U	77 U	77
ST1-060724	SedTrap	MS4		14.9 U	14.9 U	14.9 U	14.9
ST1-061021	SedTrap	MS4		29.7 U	23.2 U	25.3 U	21.9
ST1-061021-G	Grab-Manual	MS4		29.8 U	23.3 U	25.4 U	22
ST1-062320	SedTrap	MS4		29.2 U	22.8 U	24.8 U	21.5
ST1-073004	SedTrap	MS4	7.1	200 U	200 U	200 U	200
ST1-080223	SedTrap	MS4		42.5 U	30.6 U	15.6 U	31.7
ST1-081307	SedTrap	MS4	6.6	150 U	150 U	150 U	150
ST1-081307G	Grab-Manual	MS4	0.8	100 U	100 U	100 U	100
ST1-081903	SedTrap	MS4	7.1	1800 U	1800 U	1800 U	1800
ST1-090506	SedTrap	MS4	7.3	450 U	450 U	450 U	450
ST1-092508	SedTrap	MS4	8.3	97 U	97 U	97 U	97
ST1-102411	SedTrap	MS4	0.5	19 U	19 U	19 U	19
ST1-110705	SedTrap	MS4	7.4	120 U	120 U	120 U	83
ST1G-090606	Grab-Manual	MS4		33 U	33 U	33 U	33
ST1-GRAB-033106	Grab-Manual	MS4		120 U	120 U	120 U	140
ST2-030905	SedTrap	MS4		180 U	180 U	180 U	180
ST2-032207	SedTrap	MS4	0.3	91 UJ	91 UJ	91 UJ	91
ST2-032806	SedTrap	MS4	0	84 U	84 U	84 U	84
ST2-033109	SedTrap	MS4	0.5	100 U	100 U	100 U	100
ST2-033109G	Grab-Manual	MS4		19 U	19 U	19 U	19
ST2-040908	SedTrap	MS4	0.3	78 U	78 U	78 U	78
ST2-040908G	Grab-Manual	MS4		20 U	20 U	20 U	20
ST2-043010G	Grab-Manual	MS4		19 U	19 U	19 U	19
ST2-080504	SedTrap	MS4	2	68 U	68 U	68 U	68
ST2-080923	SedTrap	MS4		8.5 U	6.1 U	3.1 U	6.3
ST2-081803	SedTrap	MS4	0.7	79 U	79 U	79 U	79
ST2-082103-GRB1	Grab-Manual	MS4	0.2	39 U	39 U	39 U	39
ST2-082207	SedTrap	MS4	0.8	90 U	90 U	90 U	90
ST2-082207G	Grab-Manual	MS4	0.2	60 U	60 U	60 U	60
ST2-082605	SedTrap	MS4	0.3	60 U	60 U	60 U	60
ST2-090506	SedTrap	MS4	1.7	360 U	360 U	360 U	360
ST2-092308	SedTrap	MS4	2.3	94 U	94 U	94 U	94
ST2-092308G	Grab-Manual	MS4		58 U	58 U	58 U	58
ST2A-031104	SedTrap	MS4	1.7	220 U	220 U	220 U	220
ST2B-031104	SedTrap	MS4	0.4	89 U	89 U	89 U	89
ST2G-090506	Grab-Manual	MS4		33 U	33 U	33 U	33
ST2GRAB-082605	Grab-Manual	MS4	0.3	59 U	59 U	59 U	59
ST3-031104	SedTrap	MS4	0.5	76 U	76 U	76 U	76
ST3-031405	SedTrap	MS4		470 U	470 U	470 U	470
ST3-032207	SedTrap	MS4	0.4	88 UJ	88 UJ	88 UJ	88
ST3-033109	SedTrap	MS4	0.4	170 U	170 U	170 U	170

Appendix B: All Data for Prioritization

Dichlorobenzene ug/kg		1-Methylnaphthalene ug/kg		2,2'-Oxybis(1-chloropropane) ug/kg		2,4,5-Trichlorophenol ug/kg		2,4,6-Trichlorophenol ug/kg		2,4
SYS_SAMPLE_CODE	INTERPRETED_QUALIFIERS	RESULT_TEXT	INTERPRETED_QUALIFIERS	RESULT_TEXT	INTERPRETED_QUALIFIERS	RESULT_TEXT	INTERPRETED_QUALIFIERS	RESULT_TEXT	INTERPRETED_QUALIFIERS	RESULT_TEXT
ST1-051914	U	150	U	150	U	730	U	730	U	730
ST1-051914G	U	93	U	93	U	460	U	460	U	460
ST1-051922	J	30.5	J	16.8	U	129	U	44.9	U	76.6
ST1-051922-G		9.2		3.4		25.7		9		15.3
ST1-052215	U	190	U	190	U	970	U	970	U	970
ST1-052215G		77	U	77	U	380	U	380	U	380
ST1-060724	U	101		14.9	U	74.7	U	74.7	U	74.7
ST1-061021	U	29.7	U	28.3	U	134	U	127	U	160
ST1-061021-G	U	29.8	U	28.4	U	135	U	127	U	160
ST1-062320	U	29.1	U	27.8	U	132	U	124	U	157
ST1-073004	U	200	U	1000	U	1000	U	610	U	200
ST1-080223	U	26.3	U	16.8	U	129	U	44.8	U	76.5
ST1-081307	U	150	U	770	U	770	U	770	U	150
ST1-081307G	U			100	U	510	U	510	U	510
ST1-081903	U	1800	U	8900	U	8900	U	5400	U	1800
ST1-090506	U	450	U	2200	U	2200	U	2200	U	450
ST1-092508	U	97	U	490	U	490	U	490	U	97
ST1-102411	U	19	U	19	U	93	U	93	U	190
ST1-110705	J	120	U	610	U	610	U	610	U	120
ST1G-090606	U			33	U	170	U	170	U	170
ST1-GRAB-033106				120	U	600	U	600	U	600
ST2-030905	U	180	U	880	U	880	U	880	U	180
ST2-032207	UJ	91	UJ	450	UJ	450	UJ	450	UJ	91
ST2-032806	U	84	U	420	U	420	U	420	U	84
ST2-033109	U	100	U	500	U	500	U	500	U	100
ST2-033109G	U			19	U	96	U	96	U	96
ST2-040908	U	78	U	390	U	390	U	390	U	78
ST2-040908G	U			20	U	98	U	98	U	98
ST2-043010G	U	19	U	19	U	97	U	97	U	97
ST2-080504	U	68	U	340	U	340	U	200	U	68
ST2-080923	U	41.6		3.4	U	25.7	U	9	U	15.3
ST2-081803	U	79	U	390	U	390	U	240	U	79
ST2-082103-GRB1	U			39	U	190	U	190	U	120
ST2-082207	U	90	U	450	U	450	U	450	U	90
ST2-082207G	U			60	U	300	U	300	U	300
ST2-082605	U	60	U	300	U	300	U	300	U	60
ST2-090506	U	360	U	1800	U	1800	U	1800	U	360
ST2-092308	U	94	U	470	U	470	U	470	U	94
ST2-092308G	U			58	U	290	U	290	U	290
ST2A-031104	U	220	U	1100	U	1100	U	650	U	220
ST2B-031104	U	89	U	450	U	450	U	270	U	89
ST2G-090506	U			33	U	170	U	170	U	170
ST2GRAB-082605	U			59	U	300	U	300	U	300
ST3-031104	U	76	U	380	U	380	U	230	U	76
ST3-031405	U	470	U	2400	U	2400	U	2400	U	470
ST3-032207	UJ	88	UJ	440	UJ	440	UJ	440	UJ	88
ST3-033109	U	170	U	850	U	850	U	850	U	170

Appendix B: All Data for Prioritization

l-Dichlorophenol ug/kg		2,4-Dimethylphenol ug/kg		2,4-Dinitrophenol ug/kg		2,4-Dinitrotoluene ug/kg		2,6-Dinitrotoluene ug/kg		2-C
SYS_SAMPLE_CODE	INTERPRETED_QUALIFIERS	RESULT_TEXT	INTERPRETED_QUALIFIERS	RESULT_TEXT	INTERPRETED_QUALIFIERS	RESULT_TEXT	INTERPRETED_QUALIFIERS	RESULT_TEXT	INTERPRETED_QUALIFIERS	RESULT_TEXT
ST1-051914	U	730	U	1500	U	730	U	730	U	150
ST1-051914G	U	460	U	930	U	460	U	460	U	93
ST1-051922	U	18.9	U	169	U	81	U	102	U	39.8
ST1-051922-G		3.8		33.7		16.2		20.4		7.9
ST1-052215	U	970	U	1900	U	970	U	970	U	190
ST1-052215G	U	380	U	770	U	380	U	380	U	77
ST1-060724	U	74.7	U	149	U	74.7	U	74.7	U	14.9
ST1-061021	U	134	U	206	U	114	U	133	U	22.2
ST1-061021-G	U	134	U	207	U	115	U	134	U	22.2
ST1-062320	U	131	U	202	U	112	U	131	U	21.7
ST1-073004	U	2000	U	1000	U	1000	U	200	U	200
ST1-080223	U	44.5	U	169	U	80.9	U	102	U	39.7
ST1-081307	U	1500	U	770	U	770	U	150	U	150
ST1-081307G	U	100	U	1000	U	510	U	510	U	100
ST1-081903	U	18000	U	8900	U	8900	U	1800	U	1800
ST1-090506	U	4500	U	2200	U	2200	U	450	U	450
ST1-092508	U	970	U	490	U	490	U	97	U	97
ST1-102411	U	37	U	790	U	93	U	93	U	19
ST1-110705	U	1200	U	610	U	610	U	120	U	68
ST1G-090606	U	33	U	330	U	170	U	170	U	33
ST1-GRAB-033106	U	120	U	1200	U	600	U	600	U	120
ST2-030905	U	1800	U	880	U	880	U	180	U	180
ST2-032207	UJ	910	UJ	450	UJ	450	UJ	91	UJ	91
ST2-032806	U	840	U	420	U	420	U	84	U	84
ST2-033109	U	1000	U	500	U	500	U	100	U	100
ST2-033109G	U	19	U	190	U	96	U	96	U	19
ST2-040908	U	780	U	390	U	390	U	78	U	78
ST2-040908G	U	20	U	200	U	98	U	98	U	20
ST2-043010G	U	19	U	190	UJ	97	U	97	U	19
ST2-080504	U	680	U	340	U	340	U	68	U	68
ST2-080923	U	8.9	U	33.7	U	16.2	U	20.4	U	7.9
ST2-081803	U	790	U	390	U	390	U	79	U	79
ST2-082103-GRB1	U	39	U	390	U	190	U	190	U	39
ST2-082207	U	900	U	450	U	450	U	90	U	90
ST2-082207G	U	60	U	600	U	300	U	300	U	60
ST2-082605	U	600	U	300	U	300	U	60	U	60
ST2-090506	U	3600	U	1800	U	1800	U	360	U	360
ST2-092308	U	940	U	470	U	470	U	94	U	94
ST2-092308G	U	58	U	580	U	290	U	290	U	58
ST2A-031104	U	2200	U	1100	U	1100	U	220	U	220
ST2B-031104	U	89	U	450	U	450	U	89	U	89
ST2G-090506	U	33	U	330	U	170	U	170	U	33
ST2GRAB-082605	U	59	U	590	U	300	U	300	U	59
ST3-031104	U	760	U	380	U	380	U	76	U	76
ST3-031405	U	4700	U	2400	U	2400	U	470	U	470
ST3-032207	UJ	880	UJ	440	UJ	440	UJ	88	UJ	88
ST3-033109	U	1700	U	850	U	850	U	170	U	170

Appendix B: All Data for Prioritization

nloronaphthalene ug/kg		2-Chlorophenol ug/kg		2-Methylnaphthalene ug/kg		2-Methylphenol ug/kg		2-Nitroaniline ug/kg		
SYS_SAMPLE_CODE	INTERPRETED_QUALIFIERS	RESULT_TEXT	INTERPRETED_QUALIFIERS	RESULT_TEXT	INTERPRETED_QUALIFIERS	RESULT_TEXT	INTERPRETED_QUALIFIERS	RESULT_TEXT	INTERPRETED_QUALIFIERS	RESULT_TEXT
ST1-051914	U	150	U	150		150	U	730	U	150
ST1-051914G	U	93	U	93	U	93	U	460	U	93
ST1-051922	U	69.2	U	51.1	J	33.3	U	82.1	U	24.3
ST1-051922-G		13.8		26.9	J	6.6		16.4		4.8
ST1-052215	U	190	U	68	J	190	U	970	U	190
ST1-052215G	U	77	U	77	U	77	U	380	U	77
ST1-060724	U	29.9	U	155		14.9	U	74.7	U	14.9
ST1-061021	U	32.3	U	28.3	U	39.1	U	151	U	34.5
ST1-061021-G	U	32.4	U	28.4	U	39.2	U	151	U	34.6
ST1-062320	U	31.7	U	27.8	U	38.4	U	148	U	33.9
ST1-073004	U	200	U	200	U	1000	U	1000	U	1000
ST1-080223	U	69.1	U	35.7	J	33.2	UJ	82	U	24.3
ST1-081307	U	150	U	150	U	770	U	770	U	770
ST1-081307G	U	100	U	100	U	100	U	510	U	510
ST1-081903	U	1800	U	1800	U	8900	U	8900	U	8900
ST1-090506	U	450	U	450	U	2200	U	2200	U	2200
ST1-092508	U	97	U	97	U	490	U	490	U	490
ST1-102411	U	19	U	19	U	19	U	93	U	93
ST1-110705	J	73	J	120	U	610	U	610	U	610
ST1G-090606	U	33	U	33	U	33	U	170	U	170
ST1-GRAB-033106	U	120	U	120	U	120	U	600	U	600
ST2-030905	U	180		180	U	880	U	340	U	880
ST2-032207	UJ	91	UJ	91	UJ	450	UJ	450	U	450
ST2-032806	U	84	U	84	U	420	U	420	U	420
ST2-033109	U	100	U	100	U	500	U	500	U	500
ST2-033109G	U	19	U	19	U	19	U	96	U	96
ST2-040908	U	41	J	78	U	390	U	390	U	390
ST2-040908G	U	20	U	20	U	20	U	98	U	98
ST2-043010G	U	19	U	19	U	19	U	97	U	19
ST2-080504	U	68	U	230		340	U	340	U	340
ST2-080923	U	13.8	U	80.8		6.6	U	16.4	U	4.9
ST2-081803	U	79	U	88		390	U	390	U	390
ST2-082103-GRB1	U	39	U	39	U	39	U	190	U	190
ST2-082207	U	90	U	90	U	450	U	2200	U	450
ST2-082207G	U	60	U	60	U	60	U	300	U	300
ST2-082605	U	60	U	60	U	300	U	300	U	300
ST2-090506	U	360	U	360	U	1800	U	1800	U	1800
ST2-092308	U	94	U	94	U	470	U	470	U	470
ST2-092308G	U	58	U	58	U	58	U	290	U	290
ST2A-031104	U	220	U	220	U	1100	U	1100	U	1100
ST2B-031104	U	89	U	89	U	450	U	450	U	450
ST2G-090506	U	33	U	33	U	33	U	170	U	170
ST2GRAB-082605	U	59	U	59	U	59	U	300	U	300
ST3-031104	U	100		76	U	380	U	380	U	380
ST3-031405	U	470	U	470	U	2400	U	2400	U	2400
ST3-032207	UJ	1500	J	88	UJ	440	UJ	440	U	440
ST3-033109	U	300		170	U	850	U	850	U	850

Appendix B: All Data for Prioritization

2-Nitrophenol ug/kg		3,3'-Dichlorobenzidine ug/kg		3-Nitroaniline ug/kg		4,6-Dinitro-2-Methylphenol ug/kg		4-Bromophenyl Phenyl Ether ug/kg		4-Chloro
SYS_SAMPLE_CODE	INTERPRETED_QUALIFIERS	RESULT_TEXT	INTERPRETED_QUALIFIERS	RESULT_TEXT	INTERPRETED_QUALIFIERS	RESULT_TEXT	INTERPRETED_QUALIFIERS	RESULT_TEXT	INTERPRETED_QUALIFIERS	RESULT_TEXT
ST1-051914	U	730	U	730	U	1500	U	150	U	730
ST1-051914G	U	460	U	460	U	930	U	93	U	460
ST1-051922	U	35.4	U	111	U	190	U	85	U	62
ST1-051922-G		7.1		22.2		37.9		17		12.4
ST1-052215	U	970	R	970	U	1900	U	190	U	970
ST1-052215G	U	380	R	380	UJ	770	U	77	U	380
ST1-060724	U	74.7	U	74.7	U	149	U	29.9	U	74.7
ST1-061021	U	156	U	188	U	252	U	30.3	U	144
ST1-061021-G	U	156	U	189	U	253	U	30.4	U	145
ST1-062320	U	153	U	185	U	247	U	29.7	U	141
ST1-073004	U	1000	U	1200	U	2000	U	200	U	410
ST1-080223	U	35.4	U	111	U	190	U	84.9	U	61.9
ST1-081307	U	770	U	770	U	1500	U	150	U	770
ST1-081307G	U	510	U	510	U	1000	U	100	U	510
ST1-081903	U	8900	U	11000	U	18000	U	1800	U	3600
ST1-090506	U	2200	U	2200	U	4500	U	450	U	2200
ST1-092508	U	490	U	490	U	970	U	97	U	490
ST1-102411	U	140	U	93	U	190	U	19	U	93
ST1-110705	U	610	U	610	U	1200	U	120	U	610
ST1G-090606	U	170	U	170	U	330	U	33	U	170
ST1-GRAB-033106	U	600	U	600	U	1200	U	120	U	600
ST2-030905	U	880	U	880	U	1800	U	180	U	880
ST2-032207	UJ	450	UJ	450	UJ	910	UJ	91	UJ	450
ST2-032806	U			420	U	840	U	84	U	420
ST2-033109	U	500	U	500	U	1000	U	100	U	500
ST2-033109G	U					190	U	19	U	96
ST2-040908	U	390	U	390	U	780	U	78	U	390
ST2-040908G	U	98	U	98	U	200	U	20	U	98
ST2-043010G	U	97	U	97	U	190	U	19	U	97
ST2-080504	U	340	U	410	U	680	U	68	U	140
ST2-080923	U	7.1	U	22.2	U	37.9	U	17	U	12.4
ST2-081803	U	390	U	470	U	790	U	79	U	160
ST2-082103-GRB1	U	190	U	230	U	390	U	39	U	77
ST2-082207	U	450	U	450	U	900	U	90	U	450
ST2-082207G	U	300	U	300	U	600	U	60	U	300
ST2-082605	U	300	U	300	U	600	U	60	U	300
ST2-090506	U	1800	U	1800	U	3600	U	360	U	1800
ST2-092308	U	470	U	470	U	940	U	94	U	470
ST2-092308G	U	290	U	290	U	580	U	58	U	290
ST2A-031104	U	1100	U	1300	U	2200	U	220	U	430
ST2B-031104	U	450	U	530	U	890	U	89	U	180
ST2G-090506	U	170	U	170	U	330	U	33	U	170
ST2GRAB-082605	U	300	U	300	U	590	U	59	U	300
ST3-031104	U	380	U	460	U	760	U	76	U	150
ST3-031405	U	2400	U	2400	U	4700	U	470	U	2400
ST3-032207	UJ	440	J	440	UJ	880	UJ	88	UJ	440
ST3-033109	U	850	U	850	U	1700	U	170	U	850

Appendix B: All Data for Prioritization

o-3-Methylphenol ug/kg		4-Chloroaniline ug/kg		4-Chlorophenyl Phenylether ug/kg		4-Methylphenol ug/kg		4-Nitroaniline ug/kg		
SYS_SAMPLE_CODE	INTERPRETED_QUALIFIERS	RESULT_TEXT	INTERPRETED_QUALIFIERS	RESULT_TEXT	INTERPRETED_QUALIFIERS	RESULT_TEXT	INTERPRETED_QUALIFIERS	RESULT_TEXT	INTERPRETED_QUALIFIERS	RESULT_TEXT
ST1-051914	U	730	UJ	150	U	280		730	U	730
ST1-051914G	U	460	U	93	U	93	U	460	U	460
ST1-051922	U	41.9	U	95.7	U	5230		147	U	163
ST1-051922-G		8.4		19.1		7.4		29.3		32.5
ST1-052215	U	970	U	190	U	230		970	U	970
ST1-052215G	U	380	R	77	U	77	U	380	UJ	380
ST1-060724	U	74.7	U	52.3	U	2230		74.7	U	74.7
ST1-061021	U	168	U	34.7	U	127		174	U	222
ST1-061021-G	U	169	U	34.8	U	73.5	U	175	U	222
ST1-062320	U	165	U	34.1	U	438		171	U	217
ST1-073004	U	610	U	200	U	200	U	1000	U	1000
ST1-080223	U	131	U	95.6	U	310	J	147	U	163
ST1-081307	U	770	U	150	U	200		770	U	770
ST1-081307G	U	510	U	100	U	100	U	510	U	510
ST1-081903	U	5400	U	1800	U	15000		8900	U	8900
ST1-090506	U	2200	U	450	U	820		2200	U	2200
ST1-092508	U	490	U	97	U	440		490	U	490
ST1-102411	U	250	U	19	U	37	U	93	UJ	93
ST1-110705	U	610	U	120	U	430		610	U	610
ST1G-090606	U	170	U	33	U	33	U	170	U	170
ST1-GRAB-033106	U	600	U	120	U	120	U	600	U	600
ST2-030905	U	880	U	180	U	2000		880	U	880
ST2-032207	UJ	450	UJ	91	UJ	630	J	450	UJ	450
ST2-032806	U			84	U	1300		420	U	420
ST2-033109	U	500	U	100	U	510		500	U	500
ST2-033109G	U			19	U	19	U	96	U	96
ST2-040908	U	390	U	78	U	1000		390	U	390
ST2-040908G	U	98	U	20	U	20	U	98	U	98
ST2-043010G	U	97	U	19	U	19	U	97	U	97
ST2-080504	U	200	U	68	U	11000		340	U	340
ST2-080923	U	26.3	U	19.1	U	410	J	29.4	U	32.6
ST2-081803	U	240	U	79	U	940		390	U	390
ST2-082103-GRB1	U	120	U	39	U	790		190	U	190
ST2-082207	U	450	U	90	U	1400		450	U	450
ST2-082207G	U	300	U	60	U	60	U	300	U	300
ST2-082605	U	300	U	60	U	830		300	U	300
ST2-090506	U	1800	U	360	U	910		1800	U	1800
ST2-092308	U	470	U	94	U	920		470	U	470
ST2-092308G	U	290	U	58	U	58	U	290	U	290
ST2A-031104	U	650	U	220	U	4600		1100	U	1100
ST2B-031104	U	270	U	89	U	360		450	U	450
ST2G-090506	U	170	U	33	U	33	U	170	U	170
ST2GRAB-082605	U	300	U	59	U	440		300	U	300
ST3-031104	U	230	U	76	U	76	U	380	U	380
ST3-031405	U	2400	U	470	U	240	J	2400	U	2400
ST3-032207	UJ	440	UJ	88	UJ	720	J	440	UJ	440
ST3-033109	U	850	U	170	U	2400		850	U	850

4-Nitrophenol ug/kg		8-9 Phi Clay %		9-10 Phi Clay %		Acenaphthene ug/kg		Acenaphthylene ug/kg		
SYS_SAMPLE_CODE	INTERPRETED_QUALIFIERS	RESULT_TEXT	INTERPRETED_QUALIFIERS	RESULT_TEXT	INTERPRETED_QUALIFIERS	RESULT_TEXT	INTERPRETED_QUALIFIERS	RESULT_TEXT	INTERPRETED_QUALIFIERS	RESULT_TEXT
ST1-051914	U	1		1		150	U	150	U	260
ST1-051914G	U	0.4	U	0.4	U	93	U	93	U	93
ST1-051922	U					29.3	J	31.2	U	40
ST1-051922-G						5.2		9.3		28
ST1-052215	U					68	J	190	U	120
ST1-052215G	U	0.1	U	0.1	U	38	J	77	U	130
ST1-060724	U					53.4		14.9	U	85.3
ST1-061021	U					43.6	J	31.8	J	113
ST1-061021-G	U					25.7	U	23.9	U	29.7
ST1-062320	U					25.1	U	23.3	U	47.2
ST1-073004	U	1.3		1		200	U	200	U	220
ST1-080223	U					26.1	U	31.1	U	52.4
ST1-081307	U	3		2.5		150	U	150	U	150
ST1-081307G	U	0.7		0.5		100	U	100	U	100
ST1-081903	U	2.8		0.6		1800	U	1800	U	1800
ST1-090506	U	1.7		1.6		450	U	450	U	450
ST1-092508	U	1.6		1.6		97	U	97	U	190
ST1-102411	UJ	0.3		0.2		19	U	19	U	19
ST1-110705	U	1		0.7		190		120	U	230
ST1G-090606	U					45		33	U	160
ST1-GRAB-033106	U					120	U	120	U	120
ST2-030905	U					800		180	U	1900
ST2-032207	UJ	0.3		0.2		91	UJ	91	UJ	91
ST2-032806	U	0		0		84	U	84	U	100
ST2-033109	U	0.7		0.5		58	J	100	U	240
ST2-033109G	U					19	U	19	U	19
ST2-040908	U	0.3		0.2		41	J	65	J	260
ST2-040908G	U					20	U	20	U	20
ST2-043010G	UJ					19	U	19	U	19
ST2-080504	U	1.4		0.1		68	U	68	U	180
ST2-080923	U					21.2		16.6	J	33.4
ST2-081803	U	0.7		0.6		79	U	79	U	290
ST2-082103-GRB1	U	0.1		0.1		39	U	39	U	39
ST2-082207	U	0.5		0.3		90	U	90	U	110
ST2-082207G	U	0.4		0.3		60	U	60	U	60
ST2-082605	U	0.3		0.1		60	U	60	U	64
ST2-090506	U	0.5		0.4		360	U	360	U	360
ST2-092308	U	1.1		0.3		64	J	94	U	330
ST2-092308G	U					58	U	58	U	58
ST2A-031104	U	1.8		0.9		220	U	220	U	220
ST2B-031104	U	0.6		0.4		89	U	89	U	89
ST2G-090506	U					33	U	33	U	33
ST2GRAB-082605	U	0.3		0.1		59	U	59	U	75
ST3-031104	U	0		0.3		76	U	76	U	76
ST3-031405	U					470	U	470	U	470
ST3-032207	UJ	0.4		0.2		65	J	88	UJ	72
ST3-033109	U	0.5		0.3		170	U	170	U	95

Appendix B: All Data for Prioritization

Anthracene ug/kg		Aroclor 1016 ug/kg		Aroclor 1221 ug/kg		Aroclor 1232 ug/kg		Aroclor 1242 ug/kg		
SYS_SAMPLE_CODE	INTERPRETED_QUALIFIERS	RESULT_TEXT	INTERPRETED_QUALIFIERS	RESULT_TEXT	INTERPRETED_QUALIFIERS	RESULT_TEXT	INTERPRETED_QUALIFIERS	RESULT_TEXT	INTERPRETED_QUALIFIERS	RESULT_TEXT
ST1-051914		18	U	18	U	18	U	18	U	370
ST1-051914G	U	20	U	20	U	34	U	20	U	20
ST1-051922	J	20	UJ	20	UJ	20	UJ	20	UJ	56.9
ST1-051922-G		19.9	U	19.9	U	19.9	U	19.9	U	19.9
ST1-052215	J	20	U	20	U	20	U	20	U	140
ST1-052215G	J	18	U	18	U	18	U	18	U	18
ST1-060724		20	UJ	20	UJ	20	UJ	20	UJ	63.3
ST1-061021		19.9	U	19.9	U	19.9	U	19.9	U	51.6
ST1-061021-G	U	19.9	U	19.9	U	19.9	U	19.9	U	19.9
ST1-062320	J	19.2	U	19.2	U	19.2	U	355		19.2
ST1-073004		20	U	20	U	20	U	20	U	20
ST1-080223	J	37.5	UJ	37.5	UJ	37.5	UJ	37.5	UJ	66.8
ST1-081307	U	20	U	20	U	20	U	20	U	64
ST1-081307G	U	20	U	20	U	20	U	110		20
ST1-081903	U	20	U	40	U	20	U	20	U	20
ST1-090506		120	Y	39	Y	160	Y	120	Y	120
ST1-092508		58	U	58	U	58	U	58	U	150
ST1-102411	U	19	U	19	U	19	U	19	U	21
ST1-110705		99	U	99	U	99	U	99	U	99
ST1G-090606		19	Y	19	U	19	U	19	U	19
ST1-GRAB-033106	U	19	U	19	U	19	U	19	U	19
ST2-030905		20	U	20	U	20	U	20	U	75
ST2-032207	UJ	20	U	20	U	20	U	20	U	68
ST2-032806		20	U	20	U	20	U	20	U	750
ST2-033109		20	U	20	U	20	U	26		20
ST2-033109G	U	19	U	19	U	19	U	19	U	19
ST2-040908		20	U	20	U	20	U	65		20
ST2-040908G	U	20	U	20	U	20	U	20	U	20
ST2-043010G	U	19	U	19	U	19	U	19	U	19
ST2-080504		20	U	20	U	20	U	20	U	20
ST2-080923		19.9	U	19.9	U	19.9	U	19.9	U	92.1
ST2-081803		24	U	49	U	24	U	24	U	24
ST2-082103-GRB1	U	19	U	38	U	19	U	19	U	19
ST2-082207		20	U	20	U	20	U	110		20
ST2-082207G	U	20	U	20	U	20	U	20	U	20
ST2-082605		19	U	19	U	19	U	19	U	35
ST2-090506	U	19	U	19	U	19	U	76		19
ST2-092308		20	U	20	U	20	U	80		20
ST2-092308G	U	18	U	18	U	18	U	18	U	18
ST2A-031104	U	20	U	20	U	20	U	20	U	68
ST2B-031104	U	20	U	20	U	20	U	20	U	60
ST2G-090506	U	20	U	20	U	20	U	29		20
ST2GRAB-082605		19	U	19	U	19	U	19	U	19
ST3-031104	U	20	U	20	U	20	U	20	U	20
ST3-031405	U	20	U	20	U	20	U	20	U	58
ST3-032207	J	39	U	39	U	39	U	39	U	58
ST3-033109	J	20	U	20	U	20	U	20	U	20

Appendix B: All Data for Prioritization

Aroclor 1248 ug/kg		Aroclor 1254 ug/kg		Aroclor 1260 ug/kg		Arsenic mg/kg		Benzo(A)Anthracene ug/kg		B
SYS_SAMPLE_CODE	INTERPRETED_QUALIFIERS	RESULT_TEXT	INTERPRETED_QUALIFIERS	RESULT_TEXT	INTERPRETED_QUALIFIERS	RESULT_TEXT	INTERPRETED_QUALIFIERS	RESULT_TEXT	INTERPRETED_QUALIFIERS	RESULT_TEXT
ST1-051914	U	280		94		20		520		590
ST1-051914G	U	19	J	20	U	23		93	U	93
ST1-051922	J	119	J	54.7	J	2.35	U	96.6	J	153
ST1-051922-G	U	20.5		19.9	U	0.517	U	35.1		80.5
ST1-052215		130		44		20		450		390
ST1-052215G	U	37	J	20	J	7		290		260
ST1-060724	J	108	J	66.9	J	13.7		389		401
ST1-061021		55.4		64.3	J			329		363
ST1-061021-G	U	19.9	U	19.9	U			39	J	56.8
ST1-062320	U	87.7		49.8		19.4		160		193
ST1-073004	U	66		81		20	UJ	830		1000
ST1-080223	J	94.2	J	74	J	14.6		209		261
ST1-081307	U	92		79		10		270		310
ST1-081307G	U	38		22		6	U	100	U	100
ST1-081903	U	85		20	U	10	U	1800	U	1900
ST1-090506	Y	310		230		20		590		790
ST1-092508		160		83		20		200		470
ST1-102411		22		19	U	6	U	19	U	9.3
ST1-110705	Y	370		150		12		1000		1200
ST1G-090606	J	29		19	U	6	UJ	360		360
ST1-GRAB-033106	U	19	U	19	U	5	U	120	U	120
ST2-030905		80		93	Y	9	U	4700		3800
ST2-032207		34		20	UJ	8	U	170	J	160
ST2-032806		260		97		11	J	490		450
ST2-033109	U	20	U	20	U	7	UJ	1100		1000
ST2-033109G	U	19	U	19	U	10	UJ	17	J	18
ST2-040908	U	21		20	U	7	U	1100		1100
ST2-040908G	U	20	U	20	U	10	U	13	J	17
ST2-043010G	U	19	U	19	U	10	U	19	U	19
ST2-080504	U	22		20	U	10	UJ	730		720
ST2-080923		98.4		29.4		6.95	J	120		155
ST2-081803	U	96		24	U	7	U	1100		1100
ST2-082103-GRB1	U	36		19	U	30	U	96		94
ST2-082207	U	49		20		8	U	400		410
ST2-082207G	U	20	U	20	U	6	U	95		98
ST2-082605		79		37	Y	10	U	290		290
ST2-090506	U	51		86		8	U	370		360
ST2-092308	U	30		20	U	10		760		1400
ST2-092308G	U	18	U	18	U	6	U	74		74
ST2A-031104	J	45		31		50	U	850		940
ST2B-031104	J	21		14	J	8	U	290		320
ST2G-090506	U	20	U	20	U	20	U	63		64
ST2GRAB-082605	U	19	U	19	U	20	U	190		130
ST3-031104	U	50		23	J	7	U	110		110
ST3-031405	Y	20	U	20	U	10	U	690		840
ST3-032207	Y	200		110	J	7	U	190	J	160
ST3-033109	U	58		20	U	7	UJ	180		170

Appendix B: All Data for Prioritization

enzo(A)Pyrene ug/kg		Benzo(G,H,I)Perylene ug/kg		Benzofluoranthenes, Total ug/kg		Benzoic Acid ug/kg		Benzyl Alcohol ug/kg		bis(2-Cl
SYS_SAMPLE_CODE	INTERPRETED_QUALIFIERS	RESULT_TEXT	INTERPRETED_QUALIFIERS	RESULT_TEXT	INTERPRETED_QUALIFIERS	RESULT_TEXT	INTERPRETED_QUALIFIERS	RESULT_TEXT	INTERPRETED_QUALIFIERS	RESULT_TEXT
ST1-051914		340		1300		1900		360		150
ST1-051914G	U	93	U	98	J	930	U	93	U	93
ST1-051922		97.3	J	647		471	J	293		21.5
ST1-051922-G		63.9		298		38.9		16.2		4.3
ST1-052215		160	J	1100		1200	J	320	J	190
ST1-052215G	J	180		510		240	J	77	R	77
ST1-060724		190		1520		3200		953		14.9
ST1-061021		270		885		977	J	160		31.6
ST1-061021-G	J	77	J	117	J	296	U	74.5	U	31.7
ST1-062320		278		373		357	J	118		31
ST1-073004		710		2400		2000	U	200	U	200
ST1-080223	J	148		501		195	U	81.2	U	21.5
ST1-081307		170		930		1500	U	150	U	150
ST1-081307G	U	100	U	100	U	1000	U	100	U	100
ST1-081903		1800	U	4700		18000	U	1800	U	1800
ST1-090506		720		1710		4500	U	450	U	450
ST1-092508		240		1390		970	U	97	U	97
ST1-102411	J	19	U	20		370	U	19	U	19
ST1-110705		310		3800		1200	U	120	U	120
ST1G-090606		150		660		330	U	33	U	33
ST1-GRAB-033106	U	120	U	120	U	1200	U	120	U	120
ST2-030905		1900		6800		1800	U	180	U	180
ST2-032207	J	78	J	360	J	910	UJ	91	UJ	91
ST2-032806		250		980		430	J	84	U	84
ST2-033109		370		2300		1000	U	100	U	100
ST2-033109G	J	19	U	54		190	U	19	U	19
ST2-040908		390		2000		780	U	78	U	78
ST2-040908G	J	11	J	49		200	U	20	U	20
ST2-043010G	U	19	U	19	U	190	UJ	19	U	19
ST2-080504		360		1580		680	U	68	U	68
ST2-080923		204	J	344		1290	J	132		4.3
ST2-081803		150		3600		790	U	79	U	79
ST2-082103-GRB1		39	U	220		390	U	200		39
ST2-082207		160		970		900	UJ	150		90
ST2-082207G		60	U	211		600	UJ	60	U	60
ST2-082605		76		780		600	U	60	U	60
ST2-090506	U	360	U	400		3600	U	360	U	360
ST2-092308		460		3500		940	U	76	J	94
ST2-092308G		58	U	226		580	U	58	U	58
ST2A-031104		460		2200		2200	U	220	U	220
ST2B-031104		180		630		890	U	89	U	89
ST2G-090506		49		137		330	U	33	U	33
ST2GRAB-082605		59	U	350		590	U	59	U	59
ST3-031104		83		240		760	U	83		76
ST3-031405		640		1810		4700	U	470	U	470
ST3-032207	J	74	J	450	J	880	UJ	88	UJ	88
ST3-033109		100	J	410		1500	J	170	U	170

Methoxy methane ug/kg		Bis-(2-chloroethyl) ether ug/kg		Bis(2-ethylhexyl)phthalate ug/kg		Butylbenzylphthalate ug/kg		Carbazole ug/kg		
SYS_SAMPLE_CODE	INTERPRETED_QUALIFIERS	RESULT_TEXT	INTERPRETED_QUALIFIERS	RESULT_TEXT	INTERPRETED_QUALIFIERS	RESULT_TEXT	INTERPRETED_QUALIFIERS	RESULT_TEXT	INTERPRETED_QUALIFIERS	RESULT_TEXT
ST1-051914	U	150	U	11000		370		150		980
ST1-051914G	U	93	U	510		93	U	93	U	74
ST1-051922	U	96.4	U	5690		327		30.1	J	244
ST1-051922-G		19.2		488		22.6		32.3	J	133
ST1-052215	U	190	U	8300		300		120	J	850
ST1-052215G	U	77	U	770		440		42	J	370
ST1-060724	U	52.3	U	6440		466		80.5		495
ST1-061021	U	33.8	U	4730		196		118		580
ST1-061021-G	U	33.9	U	1090		40.3	U	36.9	U	96.2
ST1-062320	U	33.2	U	3020		96.2	J	46.5	J	299
ST1-073004	U	410	U	23000		1800		270		1800
ST1-080223	U	96.3	U	4910		260		40.1	J	373
ST1-081307	U	150	U	12000		370		150	U	550
ST1-081307G	U	100	U	1600		100	U	100	U	150
ST1-081903	U	3600	U	67000		2900		1800	U	3100
ST1-090506	U	450	U	22000	B	450	U	450		1200
ST1-092508	U	97	U	13000		97	U	97	U	1000
ST1-102411	U	19	U	57		19	U	19	U	10
ST1-110705	U	120	U	33000		440		320		1500
ST1G-090606	U	33	U	820	B	33	U	77		430
ST1-GRAB-033106	U	120	U	330	U	120	U	120	U	64
ST2-030905	U	180	U	9900		660		1100		5600
ST2-032207	UJ	91	UJ	6200	J	250	J	91	UJ	260
ST2-032806	U	84	U	7500		250		110		760
ST2-033109	U	100	U	4000		60	J	390		1300
ST2-033109G	U	19	U	220		19	U	19	U	27
ST2-040908	U	78	U	6600		260		270		1400
ST2-040908G	U	20	U	1100		14	J	20	U	31
ST2-043010G	U	19	U	180		19	U	19	U	15
ST2-080504	U	140	U	8400		68	U	220		1100
ST2-080923	U	19.3	U	1810		618		37.2		232
ST2-081803	U	160	U	18000	J	1200		300		1300
ST2-082103-GRB1	U	77	U	2800		39	U	39	U	130
ST2-082207	U	90	U	4300		150		130		570
ST2-082207G	U	60	U	480		60	U	60	U	130
ST2-082605	U	60	U	4000		120		83		400
ST2-090506	U	360	U	8900	B	1400		360	U	560
ST2-092308	U	94	U	12000		220		520		2600
ST2-092308G	U	58	U	470		58	U	58	U	120
ST2A-031104	U	430	U	13000		480		220	U	1400
ST2B-031104	U	180	U	1400		140		89	U	430
ST2G-090506	U	33	U	750	B	33	U	33	U	96
ST2GRAB-082605	U	59	U	820		59	U	59	U	220
ST3-031104	U	150	U	4600		120		76	U	200
ST3-031405	U	470	U	16000		1000		470	U	1500
ST3-032207	UJ	88	UJ	4600	J	500	J	52	J	300
ST3-033109	U	170	U	12000		210		170	U	320

Appendix B: All Data for Prioritization

Chrysene ug/kg		Coarse Sand %		Coarse Silt %		Copper mg/kg		cPAH ug/kg		Diben
SYS_SAMPLE_CODE	INTERPRETED_QUALIFIERS	RESULT_TEXT	INTERPRETED_QUALIFIERS	RESULT_TEXT	INTERPRETED_QUALIFIERS	RESULT_TEXT	INTERPRETED_QUALIFIERS	RESULT_TEXT	INTERPRETED_QUALIFIERS	RESULT_TEXT
ST1-051914		6.8		12.3		172		838.8		150
ST1-051914G	J	27.1		0.4	U	72.4		84.94	J	93
ST1-051922		9.5				126		254.8	J	86.1
ST1-051922-G		24.4				32.6		132.2		25.9
ST1-052215		9.2				152		615.5		190
ST1-052215G		22.9		0.4		41.7		395.9	J	88
ST1-060724		2.9				188		612.83		29.9
ST1-061021		6.3				541		538.72	J	73.3
ST1-061021-G	J	24.2				30.7		97.112	J	30.8
ST1-062320		4.2				183		284.61	J	54.8
ST1-073004		6.6		18.4		215	J	1495		220
ST1-080223		3.7				148		365.37	J	86
ST1-081307		3.2		5.9		160		473		150
ST1-081307G		12.7		8.3		43.6		86.5		100
ST1-081903		9		4.5		298		2941		1800
ST1-090506		4		11.3		196		1144.5		450
ST1-092508		4.2		7.7		218		673.4		97
ST1-102411	J	13.6		1.9		51.1		17.1		19
ST1-110705		3.4		24.8		181		1757		90
ST1G-090606		32.6				51.2	J	512.9		79
ST1-GRAB-033106	J	28.4		0.7		36.4		102.64		120
ST2-030905						93.2		5382		440
ST2-032207	J	21.7		3.7		61.4		239.5		91
ST2-032806		30.9		4.3		100	J	641.4		84
ST2-033109		12.5		6.7		28.3	J	1429.6		94
ST2-033109G	J	16.9				32.5	J	30.12		19
ST2-040908		26.8		3.5		59.5		1530		170
ST2-040908G		11.7				191		28.51		20
ST2-043010G	J	9.7				40.4		16.3		19
ST2-080504		8.2		7.3		136	J	1016.6		68
ST2-080923						348		220.99	J	23.4
ST2-081803		18.6		3		89.9		1621.8		79
ST2-082103-GRB1		7.9		2		78		138.8		39
ST2-082207		13.9		4.7		120		584.7		90
ST2-082207G		28.5		1.9		26.5		144.9		60
ST2-082605		14.2		0.2		597		420.4		60
ST2-090506		16.2		4.5		99.4		352.6		360
ST2-092308		14.7		6.1		136		1980		210
ST2-092308G		23.5				30.5		119.7		58
ST2A-031104		5.7		11.6		146		1347		220
ST2B-031104		26.5		1.4		34.1		455.1		89
ST2G-090506		18.3				66.3		93.21		33
ST2GRAB-082605		14.2		0.2		64.6		200.95		59
ST3-031104		17.5		1		68.8		169.6		76
ST3-031405						164		1259		470
ST3-032207	J	18.6		3.4		95.8		249.7		88
ST3-033109		4.6		2.6		72.3	J	274.7		170

Appendix B: All Data for Prioritization

zo(A,H)Anthracene ug/kg		Dibenzofuran ug/kg		Diesel Range Hydrocarbons mg/kg		Diethylphthalate ug/kg		Dimethylphthalate ug/kg		Di-
SYS_SAMPLE_CODE	INTERPRETED_QUALIFIERS	RESULT_TEXT	INTERPRETED_QUALIFIERS	RESULT_TEXT	INTERPRETED_QUALIFIERS	RESULT_TEXT	INTERPRETED_QUALIFIERS	RESULT_TEXT	INTERPRETED_QUALIFIERS	RESULT_TEXT
ST1-051914	U	150	U	1600		150	U	150	U	1100
ST1-051914G	U	93	U	92		93	U	93	U	93
ST1-051922	U	70.6	U			98.5	U	1150		42.3
ST1-051922-G		18.8				19.7		127		5.6
ST1-052215	U	58	J	1300		190	U	190	U	130
ST1-052215G		23	J	120		77	U	77	U	77
ST1-060724	U	48.5				97.8		1600		128
ST1-061021	J	23	U			88.3	U	61.4	J	107
ST1-061021-G	U	23.1	U			88.5	U	32.2	U	114
ST1-062320	J	22.6	U			86.6	U	31.5	U	52.2
ST1-073004		200	U	840		200	U	200	U	380
ST1-080223	U	70.5	U			98.4	U	1860	J	69.4
ST1-081307	U	150	U	1300		150	U	150	U	150
ST1-081307G	U	100	U	180		100	U	1800		100
ST1-081903	U	1800	U	620		1800	U	1800	U	1800
ST1-090506	U	450	U	1100		450	U	450	U	1200
ST1-092508	U	97	U	1300		97	U	97	U	150
ST1-102411	U	19	U	110		46	U	19	U	19
ST1-110705	J	120	U	1500		120	U	120	U	210
ST1G-090606		33	U	85		33	U	170		33
ST1-GRAB-033106	U	120	U	220		120	U	120	U	120
ST2-030905		350		52		180	U	180	U	180
ST2-032207	UJ	91	UJ	300		91	UJ	91	UJ	87
ST2-032806	U	84	U	600		160		44	J	270
ST2-033109	J	100	U	280		100	U	760		100
ST2-033109G	U	19	U	60	U	19	U	19	U	19
ST2-040908		40	J	360		78	U	78	U	93
ST2-040908G	U	20	U	67		20	U	20	U	31
ST2-043010G	U	19	U	55	U	19	U	19	U	19
ST2-080504	U	68	U	32		68	U	68	U	68
ST2-080923	J	25.9				19.7	U	11600		98.6
ST2-081803	U	79	U	88		79	U	79	U	81
ST2-082103-GRB1	U	39	U	50		39	U	39	U	39
ST2-082207	U	90	U	460		90	U	90	U	90
ST2-082207G	U	60	U	63	U	60	U	60	U	60
ST2-082605	U	60	U	760		60	U	60	U	60
ST2-090506	U	360	U	440		360	U	360	U	360
ST2-092308		66	J	960		94	U	63	J	890
ST2-092308G	U	58	U	74		58	U	58	U	58
ST2A-031104	U	220	U	370		220	U	220	U	220
ST2B-031104	U	89	U	87		89	U	89	U	89
ST2G-090506	U	33	U	55		33	U	33	U	33
ST2GRAB-082605	U	59	U	890	J	59	U	59	U	59
ST3-031104	U	76	U	380		76	U	270		76
ST3-031405	U	470	U	140		470	U	470	U	470
ST3-032207	UJ	88	UJ	240		88	UJ	88	UJ	67
ST3-033109	U	170	U	520		170	U	170	U	170

Appendix B: All Data for Prioritization

N-Butylphthalate ug/kg		Di-N-Octylphthalate ug/kg		Fine Sand %		Fine Silt %		Fluoranthene ug/kg	
SYS_SAMPLE_CODE	INTERPRETED_QUALIFIERS	RESULT_TEXT	INTERPRETED_QUALIFIERS	RESULT_TEXT	INTERPRETED_QUALIFIERS	RESULT_TEXT	INTERPRETED_QUALIFIERS	RESULT_TEXT	INTERPRETED_QUALIFIERS
ST1-051914		830		13.2		1.3		1700	
ST1-051914G	U	93	U	0.7		0.4	U	70	J
ST1-051922	J	854		12.2				301	
ST1-051922-G		101		0.4				133	
ST1-052215	J	730		12.9				1500	
ST1-052215G	U	77	U	0.4		0.6		880	
ST1-060724		14.9	U	10.5				1110	
ST1-061021		480		14.6				904	
ST1-061021-G		43.6	U	1.6				89.4	J
ST1-062320	J	209		11.9				405	
ST1-073004		1700		11.5		4.7		2300	
ST1-080223	J	21.9	U	13.3				642	
ST1-081307	U	980		4.5		15.4		900	
ST1-081307G	U	170		13.9		6.4		330	
ST1-081903	U	3500		11.3		10.3		5900	
ST1-090506		1400		8.2		7		2000	
ST1-092508		1900		4.6		5.5		1400	
ST1-102411	U	47		3.9		0.4		10	J
ST1-110705	U	1400		14.7		4.3		2900	
ST1G-090606	U	46		3.1				1000	
ST1-GRAB-033106	U	120	U	1.8				110	J
ST2-030905	U	290						12000	
ST2-032207	J	290	J	17.7		1.2		530	
ST2-032806		470		12.5		0		1700	
ST2-033109	U	1100		26.8		1.4		2800	
ST2-033109G	U	260		3.3				40	J
ST2-040908	Y	3400		16.8		1		3000	
ST2-040908G		140		2.9				38	
ST2-043010G	U	19	U	5.1				12	J
ST2-080504	U	84		25.6		4.1		2000	
ST2-080923		62.1	J					588	
ST2-081803		380		18.3		1.9		2700	
ST2-082103-GRB1	U	39	U	3.6		0.3		200	
ST2-082207	U	620		26.3		2.7		1400	
ST2-082207G	U	60	U	10.5		0.8		320	
ST2-082605	U	110		3.3		0.5		980	
ST2-090506	U	560		16.7		3.9		1000	
ST2-092308		2700		18.5		4.4		3700	
ST2-092308G	U	270		6.4				190	
ST2A-031104	U	870		25.4		5.3		3000	
ST2B-031104	U	140		12.6		1		890	
ST2G-090506		44		5.4				160	
ST2GRAB-082605	U	59	U	3.3		0.5		520	
ST3-031104	U	410		25.1		0.5		390	
ST3-031405	U	1300						3900	
ST3-032207	J	410	J	21.8		1.7		680	
ST3-033109	U	5800		17.6		1.2		570	

Appendix B: All Data for Prioritization

Fluorene ug/kg		Gravel %		Hexachlorobenzene ug/kg		Hexachlorobutadiene ug/kg		Hexachlorocyclopentadiene ug/kg		He
SYS_SAMPLE_CODE	INTERPRETED_QUALIFIERS	RESULT_TEXT	INTERPRETED_QUALIFIERS	RESULT_TEXT	INTERPRETED_QUALIFIERS	RESULT_TEXT	INTERPRETED_QUALIFIERS	RESULT_TEXT	INTERPRETED_QUALIFIERS	RESULT_TEXT
ST1-051914	J	3.2		150	U	150	U	730	U	150
ST1-051914G	U	39.2		93	U	93	U	460	U	93
ST1-051922	U			67.4	U	24	U	122	U	17.2
ST1-051922-G				13.4		4.8		24.4		3.4
ST1-052215	U	1.3		190	U	190	U	970	U	190
ST1-052215G	J	14.7		77	U	77	U	380	U	77
ST1-060724				29.9	U	14.9	U	74.7	U	14.9
ST1-061021	J			23.6	U	25	U	206	U	28.2
ST1-061021-G	U			23.7	U	25.1	U	207	U	28.3
ST1-062320	U			23.2	U	24.5	U	202	U	27.7
ST1-073004	U	1.1		200	U	200	U	1000	U	200
ST1-080223	U			67.3	U	24	U	122	U	34.5
ST1-081307	U	3.7		150	U	150	U	770	U	150
ST1-081307G	U	11.1		100	U	100	U	510	U	100
ST1-081903	U	1.1		1800	U	1800	U	8900	U	1800
ST1-090506	U	0.2		450	U	450	U	2200	U	450
ST1-092508	U	6.1		97	U	97	U	490	U	97
ST1-102411	U	46.4		19	U	93	U	370	UJ	19
ST1-110705		0.3		120	U	120	U	610	U	120
ST1G-090606		21.3		33	U	33	U	170	U	33
ST1-GRAB-033106	U	34.3		120	U	120	U	600	U	120
ST2-030905				180	U	180	U	880	U	180
ST2-032207	UJ	1.1		91	UJ	91	UJ	450	UJ	91
ST2-032806	J	1.6		84	U	84	U	420	U	84
ST2-033109	J	0.9		100	U	100	U	500	U	100
ST2-033109G	U	43.9		19	U	19	U	96	U	19
ST2-040908		1.3		78	U	78	U	390	U	78
ST2-040908G	U	61.1		20	U	20	U	98	U	20
ST2-043010G	U	57.4		19	U	19	U	97	U	19
ST2-080504	U	2.2		68	U	68	U	340	U	68
ST2-080923				13.5	U	4.8	U	24.4	U	6.9
ST2-081803		3.5		79	U	79	U	390	U	79
ST2-082103-GRB1	U	68.4		39	U	39	U	190	U	39
ST2-082207	U	1.2		90	U	90	U	450	U	90
ST2-082207G	U	7.1		60	U	60	U	300	U	60
ST2-082605	U	52.1		60	U	60	U	300	U	60
ST2-090506	U	1.6		360	U	360	U	1800	U	360
ST2-092308	J	1.4		94	U	94	U	470	U	94
ST2-092308G	U	22.5		58	U	58	U	290	U	58
ST2A-031104	U	2.1		220	U	220	U	1100	U	220
ST2B-031104	U	1		89	U	89	U	450	U	89
ST2G-090506	U	40		33	U	33	U	170	U	33
ST2GRAB-082605	U	52.1		59	U	59	U	300	U	59
ST3-031104	U	1.2		76	U	76	U	380	U	76
ST3-031405	U			470	U	470	U	2400	U	470
ST3-032207	J	2.8		88	UJ	88	UJ	440	UJ	88
ST3-033109	U	2.3		170	U	170	U	850	U	170

Appendix B: All Data for Prioritization

Dichloroethane ug/kg		HPAH ug/kg		Indeno(1,2,3-Cd)Pyrene ug/kg		Isophorone ug/kg		Lead mg/kg		
SYS_SAMPLE_CODE	INTERPRETED_QUALIFIERS	RESULT_TEXT	INTERPRETED_QUALIFIERS	RESULT_TEXT	INTERPRETED_QUALIFIERS	RESULT_TEXT	INTERPRETED_QUALIFIERS	RESULT_TEXT	INTERPRETED_QUALIFIERS	
ST1-051914	U	7300		270		150	U	123		1350
ST1-051914G	U	330	J	93	U	93	U	30		93
ST1-051922	U	1870.9	J	73.2	U	19.6	U	65.4		364.9
ST1-051922-G		979.4		67		3.9		28.5		245.5
ST1-052215	U	5790	J	240		190	U	82		1095
ST1-052215G	U	3418	J	170		77	U	24		770
ST1-060724	U	5515		100		22.4	U	100		1169.5
ST1-061021	U	4466.3	J	192		38.7	U	437		996.8
ST1-061021-G	U	626.9	J	37.5	J	38.8	U	6.5		45
ST1-062320	U	2361.8	J	134		37.9	U	96.5		323.9
ST1-073004	U	12320		660		200	U	160	J	1920
ST1-080223	U	2946.8	J	96.8	J	47.6	U	69.3		378.4
ST1-081307	U	3990		150	U	150	U	124		440
ST1-081307G	U	880		100	U	100	U	22		170
ST1-081903	U	21100		1800	U	1800	U	244		3200
ST1-090506	U	8610		450	U	450	U	154		1450
ST1-092508	U	5770		150		97	U	142		1120
ST1-102411	U	65.3	J	19	U	19	U	44		19
ST1-110705	U	13060	J	260		120	U	164		2052
ST1G-090606	U	3899		150		33	U	28	J	882
ST1-GRAB-033106	U	314	J	120	U	120	U	105		77
ST2-030905	U	45740		2000		180	U	111		10430
ST2-032207	UJ	1875	J	57	J	91	UJ	195		200
ST2-032806	U	5630		200		84	U	92	J	745
ST2-033109	U	11254	J	390		100	U	35	J	1640
ST2-033109G	U	195	J	19	U	19	U	9	J	16
ST2-040908	U	11540		380		78	U	78		2316
ST2-040908G	U	196	J	20	U	20	U	63		17
ST2-043010G	U	54	J	19	U	19	U	16		19
ST2-080504	U	8500		410		68	U	41	J	1480
ST2-080923	U	2397.5	J	79.1	J	9.5	U	60.8		475
ST2-081803	U	12580		230		79	U	76		1986
ST2-082103-GRB1	U	1001		41		39	U	100		130
ST2-082207	U	4840		140		90	U	59		700
ST2-082207G	U	1034		60	U	60	U	20		140
ST2-082605	U	3530		74		60	U	123		434
ST2-090506	U	3130		360	U	360	U	130		520
ST2-092308	U	15770		440		94	U	107		2086
ST2-092308G	U	834		58	U	58	U	11		76
ST2A-031104	U	10690		440		220	U	210		1000
ST2B-031104	U	3400		210		89	U	39		410
ST2G-090506	U	699		33	U	33	U	45		82
ST2GRAB-082605	U	1820		59	U	59	U	30		335
ST3-031104	U	1397	J	74	J	76	U	102		200
ST3-031405	U	12380		600		470	U	156		2600
ST3-032207	UJ	2285	J	51	J	88	UJ	73		943
ST3-033109	U	2300	J	170	U	170	U	51	J	5715

LPAH ug/kg		Medium Sand %		Medium Silt %		Mercury mg/kg		Motor Oil Range mg/kg		
SYS_SAMPLE_CODE	INTERPRETED_QUALIFIERS	RESULT_TEXT	INTERPRETED_QUALIFIERS	RESULT_TEXT	INTERPRETED_QUALIFIERS	RESULT_TEXT	INTERPRETED_QUALIFIERS	RESULT_TEXT	INTERPRETED_QUALIFIERS	RESULT_TEXT
ST1-051914	J	16.2		28.6		0.24		5000		140
ST1-051914G	U	9.2		0.4	U	0.55		440		93
ST1-051922	J	24.5				0.171				69.6
ST1-051922-G		9.5				0.0354				112
ST1-052215	J	26.6				0.78		4900		87
ST1-052215G	J	17.1		0.1	U	0.06		1400		77
ST1-060724		6.5				0.229				362
ST1-061021	J	20.8				0.608	U			69.9
ST1-061021-G	J	12.4				0.284	U			26.3
ST1-062320	J	16.7				0.177				47.7
ST1-073004		6.1		20.8		0.2	J	3200		200
ST1-080223	J	17.7				0.609				42
ST1-081307		4.1		32.7		0.28		7000		150
ST1-081307G		18.9		13.2		0.05		1000		100
ST1-081903		9.2		24.2		0.3		1100		1800
ST1-090506		4.9		36.4		0.3		5300		450
ST1-092508		4.3		41		0.4		5100		360
ST1-102411	U	17.8		0.5		0.06		660		19
ST1-110705	J	11.1		16		0.24		5700		82
ST1G-090606		12.9				0.05	UJ	400		33
ST1-GRAB-033106	J	11.8				0.05	U	810		120
ST2-030905						0.08	U	290		170
ST2-032207	J	35.1		2.1		0.06	U	1400		91
ST2-032806	J	39.5		0		0.07	J	3300		84
ST2-033109	J	28.9		2.5		0.06	UJ	1600		71
ST2-033109G	J	8.8				0.05	J	240		19
ST2-040908	J	31.6		1.2		0.07	U	2200		660
ST2-040908G	J	9.1				0.05	U	490		20
ST2-043010G	U	12.9				0.02	U	220		19
ST2-080504		10.5		7.4		0.1	UJ	120		68
ST2-080923	J					0.102				87.6
ST2-081803		31.2		2.6		0.06	U	230		79
ST2-082103-GRB1		12.3		0.5		0.02	U	110		39
ST2-082207		27.1		3.7		0.07	U	2100		90
ST2-082207G		28.8		1.2		0.05	U	420		60
ST2-082605		13.9		0.7		0.1	U	3100		60
ST2-090506		37.6		3.3		0.07	U	2900		360
ST2-092308	J	25.4		5.6		0.37		4200		100
ST2-092308G		27				0.05	U	380		58
ST2A-031104		11.5		8.2		0.4	U	2400		220
ST2B-031104		45.9		1.4		0.07	U	570		89
ST2G-090506		20.4				0.05	U	410		33
ST2GRAB-082605		13.9		0.7		0.07	U	1400		59
ST3-031104		45.9		0.3		0.07	U	1200		76
ST3-031405						0.2		640		470
ST3-032207	J	34.6		2.1		0.07	U	1200		180
ST3-033109	J	54.5		1.6		0.05	UJ	2900		5100

Appendix B: All Data for Prioritization

Naphthalene ug/kg		Nitrobenzene ug/kg		N-Nitroso-Di-N-Propylamine ug/kg		N-Nitrosodiphenylamine ug/kg		Pentachlorophenol ug/kg		
SYS_SAMPLE_CODE	INTERPRETED_QUALIFIERS	RESULT_TEXT	INTERPRETED_QUALIFIERS	RESULT_TEXT	INTERPRETED_QUALIFIERS	RESULT_TEXT	INTERPRETED_QUALIFIERS	RESULT_TEXT	INTERPRETED_QUALIFIERS	RESULT_TEXT
ST1-051914	J	150	U	150	U	150	U	730	U	870
ST1-051914G	U	93	U	93	U	93	U	460	U	93
ST1-051922	J	36.2	U	37.2	U	78.6	J	156	U	226
ST1-051922-G		7.2		7.4		5.3		31.2		96.2
ST1-052215	J	190	U	190	U	190	U	970	U	820
ST1-052215G	U	77	U	77	U	77	U	380	U	560
ST1-060724		14.9	U	22.4	U	14.9	U	74.7	U	614
ST1-061021	J	39.7	U	53.9	U	47.7	U	156	U	681
ST1-061021-G	U	39.8	U	54	U	47.9	U	157	U	45
ST1-062320	J	38.9	U	52.9	U	46.8	U	153	U	229
ST1-073004	U	200	U	410	U	200	U	1000	U	1700
ST1-080223	J	36.1	U	37.2	U	26.6	UJ	156	U	284
ST1-081307	U	150	U	770	U	150	U	770	U	440
ST1-081307G	U	100	U	510	U	100	U	510	U	170
ST1-081903	U	1800	U	3600	U	1800	U	8900	U	3200
ST1-090506	U	450	U	2200	U	450	U	2200	U	1000
ST1-092508		97	U	490	U	97	U	490	U	570
ST1-102411	U	19	U	19	U	19	U	190	UJ	19
ST1-110705	J	120	U	610	U	120	U	610	U	1400
ST1G-090606	U	33	U	170	U	33	U	170	U	620
ST1-GRAB-033106	U	120	U	600	U	120	U	600	U	77
ST2-030905	U	180	U	880	U	180	U	880	U	7000
ST2-032207	UJ	91	UJ	450	UJ	91	UJ	450	UJ	200
ST2-032806	U	84	U	420	U	84	U	420	U	590
ST2-033109	J	100	U	500	U	100	U	500	U	1200
ST2-033109G	U	19	U	96	U	19	U	96	U	16
ST2-040908		78	U	390	U	78	U	390	U	1200
ST2-040908G	U	20	U	98	U	20	U	98	U	17
ST2-043010G	U	19	U	97	U	19	U	97	U	19
ST2-080504	U	68	U	140	U	68	U	340	U	1300
ST2-080923		7.2	U	7.4	U	5.3	UJ	31.2	U	274
ST2-081803	U	79	U	160	U	79	U	390	U	1600
ST2-082103-GRB1	U	39	U	77	U	39	U	190	U	130
ST2-082207	U	90	U	450	U	90	U	450	U	590
ST2-082207G	U	60	U	300	U	60	U	300	U	140
ST2-082605	U	60	U	300	U	60	U	300	U	370
ST2-090506	U	360	U	1800	U	360	U	1800	U	520
ST2-092308		94	U	470	U	94	U	470	U	1500
ST2-092308G	U	58	U	290	U	58	U	290	U	76
ST2A-031104	U	220	U	430	U	220	U	1100	U	1000
ST2B-031104	U	89	U	180	U	89	U	450	U	410
ST2G-090506	U	33	U	170	U	33	U	170	U	82
ST2GRAB-082605	U	59	U	300	U	59	U	300	U	260
ST3-031104	U	76	U	150	U	76	U	380	U	200
ST3-031405	U	470	U	2400	U	470	U	2400	U	2600
ST3-032207	J	88	UJ	440	UJ	88	UJ	440	UJ	560
ST3-033109		170	U	850	U	170	U	850	U	520

Appendix B: All Data for Prioritization

Phenanthrene ug/kg		Phenol ug/kg		Polychlorinated Biphenyls ug/kg		Pyrene ug/kg		TEQ ng/kg		
SYS_SAMPLE_CODE	INTERPRETED_QUALIFIERS	RESULT_TEXT	INTERPRETED_QUALIFIERS	RESULT_TEXT	INTERPRETED_QUALIFIERS	RESULT_TEXT	INTERPRETED_QUALIFIERS	RESULT_TEXT	INTERPRETED_QUALIFIERS	RESULT_TEXT
ST1-051914		260		374		1600				48.6
ST1-051914G	U	93	U	19	J	88	J			0.4
ST1-051922		512		230.6	J	332				
ST1-051922-G		4.4		20.5		143				
ST1-052215		240	J	314		1100				
ST1-052215G		77	U	57	J	670				
ST1-060724		847	J	238.2	J	1310				
ST1-061021		142		171.3	J	870				
ST1-061021-G	J	41.2	U	19.9	U	114				
ST1-062320		130		492.5		465				
ST1-073004		200	U	147		2400				48.9
ST1-080223		87.2	J	235	J	716				
ST1-081307		1100		171		860				65.9
ST1-081307G		100	U	170		240				31.9
ST1-081903		1800	U	85		5500				46.3
ST1-090506		450	U	540		1600				61.7
ST1-092508		100		393		920				59.9
ST1-102411	U	19	U	43		16	J			4.3
ST1-110705		180		520		2000				49.2
ST1G-090606		33	U	48	J	710				1.6
ST1-GRAB-033106	J	120	U	19	U	140				0.7
ST2-030905		180	U	155		8500				
ST2-032207	J	91	UJ	102		260	J			8.2
ST2-032806		99		1107		800				4.3
ST2-033109		100	U	26		1900				12.7
ST2-033109G	J	19	U	19	U	39				
ST2-040908		94	U	86		2000				6.9
ST2-040908G	J	20	U	20	U	37				
ST2-043010G	U	19	U	19	U	13	J			1.5
ST2-080504		240		22		1600				23.6
ST2-080923		95.3		219.9		652				
ST2-081803		79	U	96		2400				15.6
ST2-082103-GRB1		160		36		220				3.5
ST2-082207		93		179		790				13.5
ST2-082207G		60	U	20	U	180				5.4
ST2-082605		88		114		640				2.2
ST2-090506		360	U	213		800				14.1
ST2-092308		70	J	110		2700				19.7
ST2-092308G		58	U	18	U	150				
ST2A-031104		220	U	144	J	1400				31.2
ST2B-031104		89	U	95	J	450				5.5
ST2G-090506		33	U	29		130				
ST2GRAB-082605		59	U	19	U	410				2.5
ST3-031104		76	U	73	J	190				2.3
ST3-031405		470	U	58	Y	2400				
ST3-032207	J	88	UJ	310	J	380	J			8.8
ST3-033109		140	J	58		550				7.1

Total Fines %		Total Organic Carbon %		Very Coarse Sand %		Very Fine Sand %		Very Fine Silt %		
SYS_SAMPLE_CODE	INTERPRETED_QUALIFIERS	RESULT_TEXT	INTERPRETED_QUALIFIERS	RESULT_TEXT	INTERPRETED_QUALIFIERS	RESULT_TEXT	INTERPRETED_QUALIFIERS	RESULT_TEXT	INTERPRETED_QUALIFIERS	RESULT_TEXT
ST1-051914		1.94		3.1		8.9		1.1		695
ST1-051914G		0.72		23.2		0.1		0.4	U	170
ST1-051922		10.5		2.5		4.3				513
ST1-051922-G		0.35		32		0.1				122
ST1-052215		7.5		2.9		7.4				556
ST1-052215G		1.21		16.8		0.2		0.6		134
ST1-060724		16.1		2.6		12.4				698
ST1-061021		50.5		3.4		6.9				2750
ST1-061021-G		0.62		26.2		0.7				85.4
ST1-062320		12.7		1.9		14.7				753
ST1-073004		7.81		5.9		12.8		2.7		638
ST1-080223		11.3		2.3		8.7				591
ST1-081307		15.5		2.8		9.1		6.4		620
ST1-081307G		3.3		4.5		7		2		161
ST1-081903		17		8.2		7.8		3.9		1050
ST1-090506		6.97		1.4		12.1		3.7		683
ST1-092508		9.83		5.4		7.2		2.5		845
ST1-102411		2.88		12.1		1.8		0.4		184
ST1-110705		12.3		1.3		12.7		2.4		682
ST1G-090606		1.2		27		1.4				169
ST1-GRAB-033106		1.17		22.4		0.6				150
ST2-030905		8.42								465
ST2-032207		3.16		5.6		10.2		0.7		275
ST2-032806		9.45		7.3		3.9		0		428
ST2-033109		2.98		4.3		13.5		0.9		282
ST2-033109G		0.44		26.4		0.4				73
ST2-040908		6.69		9.3		7		0.7		241
ST2-040908G		1.03		14.7		0.3				168
ST2-043010G		0.43		12.8		0.6				105
ST2-080504		7.46		5		22.9		3.3		184
ST2-080923		6.93								437
ST2-081803		4.5		11		1.1		6.8		282
ST2-082103-GRB1		2.1		4.1		0.2		0.3		159
ST2-082207		4.95		3.7		13.3		1.6		277
ST2-082207G		0.53		16.7		3.2		0.6		90
ST2-082605		7.13		13.5		0.6		0.4		874
ST2-090506		6.64		3.7		8.3		1.5		357
ST2-092308		7.46		4.8		13.3		2.2		459
ST2-092308G		0.65		18.4		0.3				126
ST2A-031104		4.6		3.2		19.2		3.4		735
ST2B-031104		3.5		4.4		3.9		0.7		162
ST2G-090506		1.49		14.9		0.7				364
ST2GRAB-082605		2.46		13.5		0.6		0.4		151
ST3-031104		1.8		3.1		4.4		0.2		433
ST3-031405		8.28								662
ST3-032207		3.86		6		7.2		1		394
ST3-033109		3.46		7.4		6.2		0.9		300

Appendix B: All Data for Prioritization

Zinc mg/kg	
SYS_SAMPLE_CODE	INTERPRETED_QUALIFIERS
ST1-051914	
ST1-051914G	
ST1-051922	
ST1-051922-G	
ST1-052215	
ST1-052215G	
ST1-060724	
ST1-061021	
ST1-061021-G	
ST1-062320	
ST1-073004	J
ST1-080223	
ST1-081307	
ST1-081307G	
ST1-081903	
ST1-090506	
ST1-092508	
ST1-102411	
ST1-110705	
ST1G-090606	J
ST1-GRAB-033106	
ST2-030905	
ST2-032207	
ST2-032806	J
ST2-033109	J
ST2-033109G	J
ST2-040908	
ST2-040908G	
ST2-043010G	
ST2-080504	J
ST2-080923	
ST2-081803	
ST2-082103-GRB1	
ST2-082207	
ST2-082207G	
ST2-082605	
ST2-090506	
ST2-092308	
ST2-092308G	
ST2A-031104	
ST2B-031104	
ST2G-090506	
ST2GRAB-082605	
ST3-031104	
ST3-031405	
ST3-032207	
ST3-033109	J

SYS_SAMPLE_CODE	SYS_LOC_CO DE	X_COORD	Y_COORD	SAMPLE_DATE	Loc_Group_Code	LOC_DESC
ST3-040908	ST3	1272823.427	214263.278	4/9/2008	Diagonal Ave S CSO/SD	S Forest St at 6th Ave S
ST3-043010	ST3	1272823.427	214263.278	4/30/2010	Diagonal Ave S CSO/SD	S Forest St at 6th Ave S
ST3-081803	ST3	1272823.427	214263.278	8/18/2003	Diagonal Ave S CSO/SD	S Forest St at 6th Ave S
ST3-082207	ST3	1272823.427	214263.278	8/22/2007	Diagonal Ave S CSO/SD	S Forest St at 6th Ave S
ST3-090506	ST3	1272823.427	214263.278	9/5/2006	Diagonal Ave S CSO/SD	S Forest St at 6th Ave S
ST3-092308	ST3	1272823.427	214263.278	9/23/2008	Diagonal Ave S CSO/SD	S Forest St at 6th Ave S
ST5-031005	ST5	1278219.974	216092.508	3/10/2005	Diagonal Ave S CSO/SD	S College St east of Rainier Ave S
ST5-032207	ST5	1278219.974	216092.508	3/22/2007	Diagonal Ave S CSO/SD	S College St east of Rainier Ave S
ST5-032806	ST5	1278219.974	216092.508	3/28/2006	Diagonal Ave S CSO/SD	S College St east of Rainier Ave S
ST5-033109	ST5	1278219.974	216092.508	3/31/2009	Diagonal Ave S CSO/SD	S College St east of Rainier Ave S
ST5-040908	ST5	1278219.974	216092.508	4/9/2008	Diagonal Ave S CSO/SD	S College St east of Rainier Ave S
ST5-043010	ST5	1278219.974	216092.508	4/30/2010	Diagonal Ave S CSO/SD	S College St east of Rainier Ave S
ST5-081803	ST5	1278219.974	216092.508	8/18/2003	Diagonal Ave S CSO/SD	S College St east of Rainier Ave S
ST5-082207	ST5	1278219.974	216092.508	8/22/2007	Diagonal Ave S CSO/SD	S College St east of Rainier Ave S
ST5-082605	ST5	1278219.974	216092.508	8/26/2005	Diagonal Ave S CSO/SD	S College St east of Rainier Ave S
ST5-090506	ST5	1278219.974	216092.508	9/5/2006	Diagonal Ave S CSO/SD	S College St east of Rainier Ave S
ST5-092308	ST5	1278219.974	216092.508	9/23/2008	Diagonal Ave S CSO/SD	S College St east of Rainier Ave S
ST5-092309	ST5	1278219.974	216092.508	8/18/2003	Diagonal Ave S CSO/SD	S College St east of Rainier Ave S
ST6-031105	ST6	1276385.544	219581.004	3/11/2005	Diagonal Ave S CSO/SD	S Bush St and Rainier Ave S
ST6-032207	ST6	1276385.544	219581.004	3/22/2007	Diagonal Ave S CSO/SD	S Bush St and Rainier Ave S
ST6-032806	ST6	1276385.544	219581.004	3/28/2006	Diagonal Ave S CSO/SD	S Bush St and Rainier Ave S
ST6-033109	ST6	1276385.544	219581.004	3/31/2009	Diagonal Ave S CSO/SD	S Bush St and Rainier Ave S
ST6-040908	ST6	1276385.544	219581.004	4/9/2008	Diagonal Ave S CSO/SD	S Bush St and Rainier Ave S
ST6-082103	ST6	1276385.544	219581.004	8/21/2003	Diagonal Ave S CSO/SD	S Bush St and Rainier Ave S
ST6-082207	ST6	1276385.544	219581.004	8/22/2007	Diagonal Ave S CSO/SD	S Bush St and Rainier Ave S
ST6-082605	ST6	1276385.544	219581.004	8/26/2005	Diagonal Ave S CSO/SD	S Bush St and Rainier Ave S
ST6-090506	ST6	1276385.544	219581.004	9/5/2006	Diagonal Ave S CSO/SD	S Bush St and Rainier Ave S
ST6-092308	ST6	1276385.544	219581.004	9/23/2008	Diagonal Ave S CSO/SD	S Bush St and Rainier Ave S
ST7-021804	ST7	1271722.715	210480.649	2/18/2004	Diagonal Ave S CSO/SD	S Dakota St and 6th Ave S
ST7-032207	ST7	1271722.715	210480.649	3/22/2007	Diagonal Ave S CSO/SD	S Dakota St and 6th Ave S
ST7-033106	ST7	1271722.715	210480.649	3/31/2006	Diagonal Ave S CSO/SD	S Dakota St and 6th Ave S
ST7-033109	ST7	1271722.715	210480.649	3/31/2009	Diagonal Ave S CSO/SD	S Dakota St and 6th Ave S
ST7-033109G	ST7	1271722.715	210480.649	3/31/2009	Diagonal Ave S CSO/SD	S Dakota St and 6th Ave S
ST7-040908	ST7	1271722.715	210480.649	4/9/2008	Diagonal Ave S CSO/SD	S Dakota St and 6th Ave S
ST7-041117	ST7	1271722.715	210480.649	4/11/2017	Diagonal Ave S CSO/SD	S Dakota St and 6th Ave S
ST7-041918	ST7	1271722.715	210480.649	4/19/2018	Diagonal Ave S CSO/SD	S Dakota St and 6th Ave S
ST7-041918-G	ST7	1271722.715	210480.649	4/19/2018	Diagonal Ave S CSO/SD	S Dakota St and 6th Ave S
ST7-042219	ST7	1271722.715	210480.649	4/22/2019	Diagonal Ave S CSO/SD	S Dakota St and 6th Ave S
ST7-042219-G	ST7	1271722.715	210480.649	4/22/2019	Diagonal Ave S CSO/SD	S Dakota St and 6th Ave S
ST7-043010	ST7	1271722.715	210480.649	4/30/2010	Diagonal Ave S CSO/SD	S Dakota St and 6th Ave S
ST7-043010G	ST7	1271722.715	210480.649	4/30/2010	Diagonal Ave S CSO/SD	S Dakota St and 6th Ave S
ST7-050422	ST7	1271722.715	210480.649	5/4/2022	Diagonal Ave S CSO/SD	S Dakota St and 6th Ave S
ST7-050914	ST7	1271722.715	210480.649	5/9/2014	Diagonal Ave S CSO/SD	S Dakota St and 6th Ave S
ST7-050914G	ST7	1271722.715	210480.649	5/9/2014	Diagonal Ave S CSO/SD	S Dakota St and 6th Ave S
ST7-050916	ST7	1271722.715	210480.649	5/9/2016	Diagonal Ave S CSO/SD	S Dakota St and 6th Ave S
ST7-051815	ST7	1271722.715	210480.649	5/18/2015	Diagonal Ave S CSO/SD	S Dakota St and 6th Ave S
ST7-051815G	ST7	1271722.715	210480.649	5/18/2015	Diagonal Ave S CSO/SD	S Dakota St and 6th Ave S

CHEMICAL_NAME RESULT_UNIT			>10 Phi Clay %	1,2,4-Trichlorobenzene ug/kg	1,2-Dichlorobenzene ug/kg	1,3-Dichlorobenzene ug/kg	1,4
SYS_SAMPLE_CODE	SAMPLE_METHOD	LOC_MAJ OR_BASI N	RESULT_TEXT INTERPRETED_QUALIFIERS	RESULT_TEXT INTERPRETED_QUALIFIERS	RESULT_TEXT INTERPRETED_QUALIFIERS	RESULT_TEXT INTERPRETED_QUALIFIERS	RESULT_TEXT
ST3-040908	SedTrap	MS4	1.2	68 U	68 U	68 U	68
ST3-043010	SedTrap	MS4					
ST3-081803	SedTrap	MS4		140 U	140 U	140 U	140
ST3-082207	SedTrap	MS4	0.6	88 U	88 U	88 U	88
ST3-090506	SedTrap	MS4	0.6	240 U	240 U	240 U	240
ST3-092308	SedTrap	MS4	0.4	210 U	210 U	210 U	210
ST5-031005	SedTrap	MS4		60 U	60 U	60 U	60
ST5-032207	SedTrap	MS4	0.3	95 UJ	95 UJ	95 UJ	95
ST5-032806	SedTrap	MS4	0.6	120 U	120 U	120 U	120
ST5-033109	SedTrap	MS4	1.8	290 U	290 U	290 U	290
ST5-040908	SedTrap	MS4	0.2	59 U	59 U	59 U	59
ST5-043010	SedTrap	MS4					
ST5-081803	SedTrap	MS4		160 U	160 U	160 U	160
ST5-082207	SedTrap	MS4	1.6	300 U	300 U	300 U	300
ST5-082605	SedTrap	MS4					
ST5-090506	SedTrap	MS4	1.9	490 U	490 U	490 U	490
ST5-092308	SedTrap	MS4	1	260 U	260 U	260 U	260
ST5-092309	SedTrap	MS4		160 U	160 U	160 U	160
ST6-031105	SedTrap	MS4		220 U	220 U	220 U	220
ST6-032207	SedTrap	MS4	0.3	110 UJ	110 UJ	110 UJ	110
ST6-032806	SedTrap	MS4	0.4	130 U	130 U	130 U	130
ST6-033109	SedTrap	MS4	2.1	400 U	400 U	400 U	400
ST6-040908	SedTrap	MS4	0.2	70 U	70 U	70 U	70
ST6-082103	SedTrap	MS4		1100 U	1100 U	1100 U	1100
ST6-082207	SedTrap	MS4		430 U	430 U	430 U	430
ST6-082605	SedTrap	MS4		400 U	400 U	400 U	400
ST6-090506	SedTrap	MS4	2.1	440 U	440 U	440 U	440
ST6-092308	SedTrap	MS4	0	160 U	160 U	160 U	160
ST7-021804	SedTrap	MS4		78 U	78 U	78 U	78
ST7-032207	SedTrap	MS4	0.8	120 UJ	120 UJ	120 UJ	120
ST7-033106	SedTrap	MS4	0	180 U	180 U	180 U	180
ST7-033109	SedTrap	MS4	2.7	240 U	240 U	240 U	240
ST7-033109G	Grab-Manual	MS4		81 U	81 U	81 U	81
ST7-040908	SedTrap	MS4	1.8	89 U	89 U	89 U	89
ST7-041117	SedTrap	MS4		29.1 U	22.7 U	24.7 U	21.4
ST7-041918	SedTrap	MS4		29.3 U	22.9 U	24.9 U	21.6
ST7-041918-G	Grab-Manual	MS4		29.2 U	22.8 U	24.8 U	21.5
ST7-042219	SedTrap	MS4		29.2 UJ	22.8 UJ	24.8 UJ	21.5
ST7-042219-G	Grab-Manual	MS4		5.8 U	4.6 U	5 U	4.3
ST7-043010	SedTrap	MS4		20 U	20 U	20 U	20
ST7-043010G	Grab-Manual	MS4		20 U	20 U	20 U	20
ST7-050422	SedTrap	MS4		17.8 U	11.8 U	15.6 U	15.7
ST7-050914	SedTrap	MS4	0.8	280 U	280 U	280 U	280
ST7-050914G	Grab-Manual	MS4	3.1 U	60 U	60 U	60 U	60
ST7-050916	SedTrap	MS4		300 U	300 U	300 U	300
ST7-051815	SedTrap	MS4		250 U	250 U	250 U	250
ST7-051815G	Grab-Manual	MS4	6.1	19 U	19 U	19 U	19

Appendix B: All Data for Prioritization

Dichlorobenzene ug/kg		1-Methylnaphthalene ug/kg		2,2'-Oxybis(1-chloropropane) ug/kg		2,4,5-Trichlorophenol ug/kg		2,4,6-Trichlorophenol ug/kg		2,4
SYS_SAMPLE_CODE	INTERPRETED_QUALIFIERS	RESULT_TEXT	INTERPRETED_QUALIFIERS	RESULT_TEXT	INTERPRETED_QUALIFIERS	RESULT_TEXT	INTERPRETED_QUALIFIERS	RESULT_TEXT	INTERPRETED_QUALIFIERS	RESULT_TEXT
ST3-040908	U	68	U	340	U	340	U	340	U	68
ST3-043010										
ST3-081803	U	140	U	720	U	720	U	430	U	140
ST3-082207	U	88	U	440	U	440	U	440	U	88
ST3-090506	U	240	U	1200	U	1200	U	1200	U	240
ST3-092308	U	210	U	1000	U	1000	U	1000	U	210
ST5-031005	U	60	U	300	U	300	U	300	U	60
ST5-032207	UJ			95	UJ	480	UJ	480	UJ	480
ST5-032806	U	120	U	610	U	610	U	610	U	120
ST5-033109	U	290	U	1400	U	1400	U	1400	U	290
ST5-040908	U	59	U	300	U	300	U	300	U	59
ST5-043010										
ST5-081803	U			160	U	780	U	780	U	470
ST5-082207	U	300	U	1500	U	1500	U	1500	U	300
ST5-082605										
ST5-090506	U	490	U	2400	U	2400	U	2400	U	490
ST5-092308	U	260	U	1300	U	1300	U	1300	U	260
ST5-092309	U	160	U	780	U	780	U	470	U	160
ST6-031105	U			220	U	1100	U	1100	U	1100
ST6-032207	UJ			110	UJ	550	UJ	550	UJ	550
ST6-032806	U	130	U	630	U	630	U	630	U	130
ST6-033109	U	400	U	2000	U	2000	U	2000	U	400
ST6-040908	U	70	U	350	U	350	U	350	U	70
ST6-082103	U	1100	U	5600	U	5600	U	3300	U	1100
ST6-082207	U	430	U	2200	U	2200	U	2200	U	430
ST6-082605	U	400	U	2000	U	2000	U	2000	U	400
ST6-090506	U	440	U	2200	U	2200	U	2200	U	440
ST6-092308	U	160	U	780	U	780	U	780	U	160
ST7-021804	U	78	U	390	U	390	U	240	U	78
ST7-032207	UJ	120	UJ	600	UJ	600	UJ	600	UJ	120
ST7-033106	U	180	U	880	U	880	U	880	U	180
ST7-033109	U	240	U	1200	U	1200	U	1200	U	240
ST7-033109G	U			81	U	400	U	400	U	400
ST7-040908	U	89	U	450	U	450	U	450	U	89
ST7-041117	U	29	U	27.7	U	131	U	124	U	156
ST7-041918	U	1120	U	27.9	U	132	U	125	U	157
ST7-041918-G	U	29.2	U	27.8	U	132	U	124	U	157
ST7-042219	UJ	36.8	J	27.7	UJ	132	UJ	124	UJ	157
ST7-042219-G	U	14.8	J	5.5	U	26.3	U	24.8	U	31.3
ST7-043010	U	20	U	20	U	98	U	98	U	98
ST7-043010G	U	20	U	20	U	98	U	98	U	98
ST7-050422	U	26.3	U	16.8	U	129	U	44.9	U	76.5
ST7-050914	U	280	U	280	U	1400	U	1400	U	1400
ST7-050914G	U	60	U	60	U	300	U	300	U	300
ST7-050916	U	300	U	300	U	1500	U	1500	U	1500
ST7-051815	U	250	U	250	U	1300	U	1300	U	1300
ST7-051815G	U	5.8	J	19	U	97	U	97	U	97

Appendix B: All Data for Prioritization

l-Dichlorophenol ug/kg		2,4-Dimethylphenol ug/kg		2,4-Dinitrophenol ug/kg		2,4-Dinitrotoluene ug/kg		2,6-Dinitrotoluene ug/kg		2-C
SYS_SAMPLE_CODE	INTERPRETED_QUALIFIERS	RESULT_TEXT	INTERPRETED_QUALIFIERS	RESULT_TEXT	INTERPRETED_QUALIFIERS	RESULT_TEXT	INTERPRETED_QUALIFIERS	RESULT_TEXT	INTERPRETED_QUALIFIERS	RESULT_TEXT
ST3-040908	U	680	U	340	U	340	U	68	U	68
ST3-043010										
ST3-081803	U	1400	U	720	U	720	U	140	U	140
ST3-082207	U	80	U	440	U	440	U	88	U	88
ST3-090506	U	2400	U	1200	U	1200	U	240	U	240
ST3-092308	U	2100	U	1000	U	1000	U	210	U	210
ST5-031005	U	600	U	300	U	300	U	60	U	60
ST5-032207	UJ	95	UJ	950	UJ	480	UJ	480	UJ	95
ST5-032806	U	1200	U	610	U	610	U	120	U	120
ST5-033109	U	2900	U	1400	U	1400	U	290	U	290
ST5-040908	U	590	U	300	U	300	U	59	U	59
ST5-043010										
ST5-081803	U	160	U	1600	U	780	U	780	U	160
ST5-082207	U	3000	U	1500	U	1500	U	300	U	300
ST5-082605										
ST5-090506	U	4900	U	2400	U	2400	U	490	U	490
ST5-092308	U	2600	U	1300	U	1300	U	260	U	260
ST5-092309	U	1600	U	780	U	780	U	160	U	160
ST6-031105	U	220	U	2200	U	1100	U	1100	U	220
ST6-032207	UJ	110	UJ	1100	UJ	550	UJ	550	UJ	110
ST6-032806	U	1300	U	630	U	630	U	130	U	130
ST6-033109	U	4000	U	2000	U	2000	U	400	U	400
ST6-040908	U	700	U	350	U	350	U	70	U	70
ST6-082103	U	11000	U	5600	U	5600	U	1100	U	1100
ST6-082207	U	4300	U	2200	U	2200	U	430	U	430
ST6-082605	U	4000	U	2000	U	2000	U	400	U	400
ST6-090506	U	4400	U	2200	U	2200	U	440	U	440
ST6-092308	U	1600	U	780	U	780	U	160	U	160
ST7-021804	U	780	U	390	U	390	U	78	U	78
ST7-032207	UJ	1200	UJ	600	UJ	600	UJ	120	UJ	120
ST7-033106	U	1800	U	880	U	880	U	180	U	180
ST7-033109	U	2400	U	1200	U	1200	U	240	U	240
ST7-033109G	U	81	U	810	U	400	U	400	U	81
ST7-040908	U	890	U	450	U	450	U	89	U	89
ST7-041117	U	131	UJ	201	U	112	U	130	U	21.7
ST7-041918	U	132	U	203	U	113	U	131	U	21.8
ST7-041918-G	U	131	U	202	U	112	U	131	U	21.8
ST7-042219	UJ	131	UJ	202	UJ	112	UJ	131	UJ	21.7
ST7-042219-G	U	26.2	U	40.4	U	22.4	U	26.1	U	4.3
ST7-043010	U	20	U	200	UJ	98	U	98	U	20
ST7-043010G	U	20	U	200	UJ	98	U	98	U	20
ST7-050422	U	18.9	U	169	U	81	U	102	U	39.8
ST7-050914	U	1400	U	2800	UJ	1400	U	1400	U	280
ST7-050914G	U	300	U	600	UJ	300	U	300	U	60
ST7-050916	U	1500	U	3000	U	1500	U	1500	U	300
ST7-051815	U	1300	U	2500	U	1300	U	1300	U	250
ST7-051815G	U	97	U	190	U	97	U	97	U	19

Appendix B: All Data for Prioritization

nloronaphthalene ug/kg		2-Chlorophenol ug/kg		2-Methylnaphthalene ug/kg		2-Methylphenol ug/kg		2-Nitroaniline ug/kg		
SYS_SAMPLE_CODE	INTERPRETED_QUALIFIERS	RESULT_TEXT	INTERPRETED_QUALIFIERS	RESULT_TEXT	INTERPRETED_QUALIFIERS	RESULT_TEXT	INTERPRETED_QUALIFIERS	RESULT_TEXT	INTERPRETED_QUALIFIERS	RESULT_TEXT
ST3-040908	U	57	J	68	U	340	U	340	U	340
ST3-043010										
ST3-081803	U	1400		140	U	720	U	720	U	720
ST3-082207	U	100		88	U	440	U	1500	U	440
ST3-090506	U	240	U	240	U	1200	U	1200	U	1200
ST3-092308	U	210	U	210	U	1000	U	1000	U	1000
ST5-031005	U	60	U	60	U	300	U	300	U	300
ST5-032207	UJ	95	UJ	120	J	95	UJ	480	UJ	480
ST5-032806	U	120	U	120	U	610	U	610	U	610
ST5-033109	U	290	U	290	U	1400	U	1400	U	1400
ST5-040908	U	59	U	59	U	300	U	300	U	300
ST5-043010										
ST5-081803	U	160	U	160	U	160	U	780	U	780
ST5-082207	U	300	U	370		1500	U	440	U	1500
ST5-082605										
ST5-090506	U	490	U	490	U	2400	U	2400	U	2400
ST5-092308	U	260	U	260	U	1300	U	1300	U	1300
ST5-092309	U	160	U	160	U	780	U	780	U	780
ST6-031105	U	220	U	220	U	220	U	1100	U	1100
ST6-032207	UJ	110	UJ	110	UJ	110	UJ	550	UJ	550
ST6-032806	U	130	U	130	U	630	U	630	U	630
ST6-033109	U	400	U	400	U	2000	U	2000	U	2000
ST6-040908	U	70	U	70	U	350	U	350	U	350
ST6-082103	U	1100	U	1100	U	5600	U	5600	U	5600
ST6-082207	U	430	U	430	U	2200	U	450	U	2200
ST6-082605	U	400	U	400	U	2000	U	2000	U	2000
ST6-090506	U	440	U	440	U	2200	U	2200	U	2200
ST6-092308	U	160	U	160	U	780	U	780	U	780
ST7-021804	U	71	J	78	U	390	U	390	U	390
ST7-032207	UJ	120	UJ	120	UJ	600	UJ	600	U	600
ST7-033106	U	180	U	180	U	880	U	880	U	880
ST7-033109	U	240	U	240	U	1200	U	1200	U	1200
ST7-033109G	U	81	U	81	U	81	U	400	U	400
ST7-040908	U	89	U	89	U	450	U	450	U	450
ST7-041117	U	31.6	U	56.7	J	38.2	U	147	U	33.8
ST7-041918	U	31.8	U	1540		38.5	U	148	U	34
ST7-041918-G	U	31.7	U	27.8	U	38.4	U	148	U	33.9
ST7-042219	UJ	31.6	UJ	77.2	J	38.3	UJ	148	UJ	33.8
ST7-042219-G	U	6.3	U	22		7.7	U	29.5	U	6.8
ST7-043010	U	20	U	20	U	20	U	98	U	20
ST7-043010G	U	20	U	20	U	20	U	98	U	20
ST7-050422	U	69.2	U	23.7	J	33.3	U	82	U	24.3
ST7-050914	U	280	U	280	U	280	U	1400	U	280
ST7-050914G	U	60	U	60	U	60	U	300	U	60
ST7-050916	U	300	U	300	U	300	U	1500	U	300
ST7-051815	U	250	U	250	U	250	U	1300	U	250
ST7-051815G	U	19	U	11	J	19	U	97	U	19

Appendix B: All Data for Prioritization

2-Nitrophenol ug/kg		3,3'-Dichlorobenzidine ug/kg		3-Nitroaniline ug/kg		4,6-Dinitro-2-Methylphenol ug/kg		4-Bromophenyl Phenyl Ether ug/kg		4-Chloro
SYS_SAMPLE_CODE	INTERPRETED_QUALIFIERS	RESULT_TEXT	INTERPRETED_QUALIFIERS	RESULT_TEXT	INTERPRETED_QUALIFIERS	RESULT_TEXT	INTERPRETED_QUALIFIERS	RESULT_TEXT	INTERPRETED_QUALIFIERS	RESULT_TEXT
ST3-040908	U	340	U	340	U	680	U	68	U	340
ST3-043010										
ST3-081803	U	720	U	860	U	1400	U	140	U	290
ST3-082207	U	440	U	440	U	880	U	88	U	440
ST3-090506	U	1200	U	1200	U	2400	U	240	U	1200
ST3-092308	U	1000	U	1000	U	2100	U	210	U	1000
ST5-031005	U	300	U	300	U	600	U	60	U	300
ST5-032207	UJ	480	UJ	480	UJ	950	UJ	95	UJ	480
ST5-032806	U			610	U	1200	U	120	U	610
ST5-033109	U	1400	U	1400	U	2900	U	290	U	1400
ST5-040908	U	300	U	300	U	590	U	59	U	300
ST5-043010										
ST5-081803	U	780	U	940	U	1600	U	160	U	310
ST5-082207	U	1500	U	1500	U	3000	U	300	U	1500
ST5-082605										
ST5-090506	U	2400	U	2400	U	4900	U	490	U	2400
ST5-092308	U	1300	U	1300	U	2600	U	260	U	1300
ST5-092309	U	780	U	940	U	1600	U	160	U	310
ST6-031105	U	1100	U	1100	U	2200	U	220	U	1100
ST6-032207	UJ	550	UJ	550	UJ	1100	UJ	110	UJ	550
ST6-032806	U			630	U	1300	U	130	U	630
ST6-033109	U	2000	U	2000	U	4000	U	400	U	2000
ST6-040908	U	350	U	350	U	700	U	70	U	350
ST6-082103	U	5600	U	6700	U	11000	U	1100	U	2200
ST6-082207	U	2200	U	2200	U	4300	U	430	U	2200
ST6-082605	U	2000	U	2000	U	4000	U	400	U	2000
ST6-090506	U	2200	U	2200	U	4400	U	440	U	2200
ST6-092308	U	780	U	780	U	1600	U	160	U	780
ST7-021804	U	390	U	470	U	780	U	78	U	160
ST7-032207	UJ	600	UJ	600	UJ	1200	UJ	120	UJ	600
ST7-033106	U	880	U	880	U	1800	U	180	U	880
ST7-033109	U	1200	U	1200	U	2400	U	240	U	1200
ST7-033109G	U	400	U	400	U	810	U	81	U	400
ST7-040908	U	450	U	450	U	890	U	89	U	450
ST7-041117	U	152	U	184	U	246	U	29.6	U	141
ST7-041918	U	153	U	185	U	248	U	29.8	U	142
ST7-041918-G	U	153	U	185	U	247	U	29.7	U	142
ST7-042219	UJ	153	UJ	184	UJ	247	UJ	29.7	UJ	141
ST7-042219-G	U	30.5	U	36.9	U	49.4	U	5.9	U	28.3
ST7-043010	U	98	U	98	U	200	U	20	U	98
ST7-043010G	U	98	U	98	U	200	U	20	U	98
ST7-050422	U	35.4	U	111	U	190	U	85	U	62
ST7-050914	U	1400	U	1400	U	2800	U	280	U	1400
ST7-050914G	U	300	U	300	U	600	U	60	U	300
ST7-050916	U	1500	U	1500	U	3000	U	300	U	1500
ST7-051815	U	1300	R	1300	U	2500	U	250	U	1300
ST7-051815G	U	97	U	97	U	190	U	19	U	97

Appendix B: All Data for Prioritization

o-3-Methylphenol ug/kg		4-Chloroaniline ug/kg		4-Chlorophenyl Phenylether ug/kg		4-Methylphenol ug/kg		4-Nitroaniline ug/kg		
SYS_SAMPLE_CODE	INTERPRETED_QUALIFIERS	RESULT_TEXT	INTERPRETED_QUALIFIERS	RESULT_TEXT	INTERPRETED_QUALIFIERS	RESULT_TEXT	INTERPRETED_QUALIFIERS	RESULT_TEXT	INTERPRETED_QUALIFIERS	RESULT_TEXT
ST3-040908	U	340	U	68	U	400		340	U	340
ST3-043010										
ST3-081803	U	430	U	140	U	1900		720	U	720
ST3-082207	U	440	U	88	U	460		440	U	440
ST3-090506	U	1200	U	240	U	240	U	1200	U	1200
ST3-092308	U	1000	U	210	U	390		1000	U	1000
ST5-031005	U	300	U	60	U	100		300	U	300
ST5-032207	UJ	480	UJ	95	UJ	1000	J	480	UJ	480
ST5-032806	U			120	U	1700		610	U	610
ST5-033109	U	1400	U	290	U	2600		1400	U	1400
ST5-040908	U	300	U	59	U	1400		300	U	300
ST5-043010										
ST5-081803	U	470	U	160	U	980		780	U	780
ST5-082207	U	1500	U	300	U	3200		1500	U	1500
ST5-082605										
ST5-090506	U	2400	U	490	U	2500		2400	U	2400
ST5-092308	U	1300	U	260	U	2400		1300	U	1300
ST5-092309	U	470	U	160	U	980		780	U	780
ST6-031105	U	1100	U	220	U	480		1100	U	1100
ST6-032207	UJ	550	UJ	110	UJ	2200	J	550	UJ	550
ST6-032806	U			130	U	1800		630	U	630
ST6-033109	U	2000	U	400	U	2700		2000	U	2000
ST6-040908	U	350	U	70	U	530		350	U	350
ST6-082103	U	3300	U	1100	U	5100		5600	U	5600
ST6-082207	U	2200	U	430	U	2600		2200	U	2200
ST6-082605	U	2000	U	400	U	900		2000	U	2000
ST6-090506	U	2200	U	440	U	1400		2200	U	2200
ST6-092308	U	780	U	160	U	1100		780	U	780
ST7-021804	U	240	U	78	U	870		390	U	390
ST7-032207	UJ	600	UJ	120	UJ	8400	J	600	UJ	600
ST7-033106	U	880	U	180	U	24000		880	U	880
ST7-033109	U	1200	U	240	U	240	U	1200	U	1200
ST7-033109G	U	400	U	81	U	81	U	400	U	400
ST7-040908	U	450	U	89	U	240		450	U	450
ST7-041117	U	164	U	34	U	4700		170	U	217
ST7-041918	U	166	U	34.2	U	1660		172	U	218
ST7-041918-G	U	165	U	34.1	U	72	U	171	U	218
ST7-042219	UJ	165	UJ	34	UJ	4440	J	171	UJ	217
ST7-042219-G	U	32.9	U	6.8	U	14.4	U	34.1	U	43.4
ST7-043010	U	98	U	20	U	20	U	98	U	98
ST7-043010G	U	98	U	20	U	20	U	98	U	98
ST7-050422	U	41.9	U	95.7	U	74.6	J	147	U	163
ST7-050914	U	1400	U	280	U	680		1400	U	1400
ST7-050914G	U	300	U	60	U	60	U	300	U	300
ST7-050916	U	1500	U	300	U	300	U	1500	U	1500
ST7-051815	U	1300	U	250	U	400		1300	U	1300
ST7-051815G	U	97	U	19	U	19	U	97	U	97

Appendix B: All Data for Prioritization

4-Nitrophenol ug/kg		8-9 Phi Clay %		9-10 Phi Clay %		Acenaphthene ug/kg		Acenaphthylene ug/kg		
SYS_SAMPLE_CODE	INTERPRETED_QUALIFIERS	RESULT_TEXT	INTERPRETED_QUALIFIERS	RESULT_TEXT	INTERPRETED_QUALIFIERS	RESULT_TEXT	INTERPRETED_QUALIFIERS	RESULT_TEXT	INTERPRETED_QUALIFIERS	RESULT_TEXT
ST3-040908	U	1.3		0.8		68	U	68	U	64
ST3-043010										
ST3-081803	U					140	U	140	U	200
ST3-082207	U	0.5		0.3		88	U	88	U	88
ST3-090506	U	0.2		0.1		240	U	240	U	240
ST3-092308	U	0.4		0.1		210	U	210	U	210
ST5-031005	U					60	U	60	U	60
ST5-032207	UJ	0.5		0.3						
ST5-032806	U	0.7		0.2		120	U	120	U	120
ST5-033109	U	1.7		1.3		290	U	290	U	290
ST5-040908	U	0.2		0.1		59	U	59	U	43
ST5-043010										
ST5-081803	U									
ST5-082207	U	1.3		0.3		300	U	300	U	300
ST5-082605										
ST5-090506	U	1		0.4		490	U	490	U	490
ST5-092308	U	0.9		0.6		260	U	260	U	260
ST5-092309	U									
ST6-031105	U									
ST6-032207	UJ	0.5		0.4						
ST6-032806	U	0.2		0.2		170		130	U	590
ST6-033109	U	2		1.4		400	U	400	U	380
ST6-040908	U	0.3		0.1		82		70	U	440
ST6-082103	U					1100	U	1100	U	1100
ST6-082207	U					430	U	430	U	430
ST6-082605	U					490		400	U	1900
ST6-090506	U	1.4		0.9		440	U	440	U	580
ST6-092308	U	1		0.1		210		160	U	690
ST7-021804	U					42	J	78	U	78
ST7-032207	UJ	0.4		0.3		120	UJ	120	UJ	110
ST7-033106	U	0		0		180	U	180	U	180
ST7-033109	U	1.7		1.2		240	U	240	U	240
ST7-033109G	U					81	U	81	U	58
ST7-040908	U	0.8		0.4		89	U	89	U	65
ST7-041117	U					39.1	J	32	J	96.6
ST7-041918	U					25.2	U	23.4	U	56.1
ST7-041918-G	U					25.1	U	23.4	U	29.1
ST7-042219	UJ					32.6	J	29.7	J	74.4
ST7-042219-G	U					5.8	J	4.7	U	14.9
ST7-043010	UJ									
ST7-043010G	UJ					20	U	20	U	12
ST7-050422	U					42.5	J	31.2	U	151
ST7-050914	UJ	0.3		0.4		280	U	280	U	280
ST7-050914G	UJ	3.1	U	3.1	U	60	U	60	U	60
ST7-050916	U					300	U	300	U	300
ST7-051815	U					250	U	250	U	250
ST7-051815G	U	0.2		0.1	U	11	J	19	U	6.8

Appendix B: All Data for Prioritization

Anthracene ug/kg		Aroclor 1016 ug/kg		Aroclor 1221 ug/kg		Aroclor 1232 ug/kg		Aroclor 1242 ug/kg		
SYS_SAMPLE_CODE	INTERPRETED_QUALIFIERS	RESULT_TEXT	INTERPRETED_QUALIFIERS	RESULT_TEXT	INTERPRETED_QUALIFIERS	RESULT_TEXT	INTERPRETED_QUALIFIERS	RESULT_TEXT	INTERPRETED_QUALIFIERS	RESULT_TEXT
ST3-040908	J	20	U	20	U	20	U	20	U	20
ST3-043010										
ST3-081803		20	U	39	U	20	U	20	U	20
ST3-082207	U	97	U	97	U	97	U	97	U	97
ST3-090506	U	20	U	50	Y	20	U	20	U	20
ST3-092308	U	19	U	19	U	19	U	19	U	19
ST5-031005	U	20	U	20	U	20	U	20	U	64
ST5-032207		20	U	20	U	20	U	20	U	20
ST5-032806	U	100	U	100	U	100	U	100	U	100
ST5-033109	U	260	U	260	U	260	U	260	U	260
ST5-040908	J	20	U	20	U	20	U	20	U	20
ST5-043010										
ST5-081803		20	U	39	U	20	U	20	U	20
ST5-082207	U	20	U	20	U	20	U	20	U	660
ST5-082605		20	U	20	U	59	Y	40	Y	59
ST5-090506	U	20	U	20	U	20	U	20	U	20
ST5-092308	U	18	U	18	U	18	U	18	U	30
ST5-092309										
ST6-031105		20	U	20	U	20	U	20	U	20
ST6-032207		20	U	20	U	20	U	20	U	66
ST6-032806		20	U	20	U	20	U	20	U	20
ST6-033109	J	16	U	16	U	16	U	16	U	16
ST6-040908		19	U	19	U	19	U	19	U	19
ST6-082103	U	19	U	38	U	19	U	19	U	19
ST6-082207	U	20	U	20	U	20	U	20	U	20
ST6-082605		19	U	19	U	38	Y	19	U	38
ST6-090506		20	U	20	U	20	U	20	U	20
ST6-092308		57	U	57	U	57	U	57	U	57
ST7-021804	U	19	U	19	U	19	U	19	U	19
ST7-032207	J	20	U	20	U	20	U	20	U	95
ST7-033106	U	20	U	20	U	20	U	22	J	20
ST7-033109	U	20	U	20	U	20	U	20	U	29
ST7-033109G	J	96	U	96	U	96	U	96	U	96
ST7-040908	J	20	U	20	U	20	U	20	U	30
ST7-041117	J	7.5	U	7.5	U	7.5	U	7.5	U	67.2
ST7-041918	J	18.6	U	18.6	U	18.6	U	18.6	U	43.2
ST7-041918-G	U	18	U	18	U	18	U	18	U	18
ST7-042219	J	20	U	20	U	20	U	20	U	106
ST7-042219-G	J	19.7	U	19.7	U	19.7	U	19.7	U	96.3
ST7-043010										
ST7-043010G	J	19	U	19	U	19	U	19	U	19
ST7-050422		19.8	U	19.8	U	19.8	U	387		
ST7-050914	U	19	U	19	U	19	U	19	U	57
ST7-050914G	U	20	U	20	U	20	U	73	J	20
ST7-050916	U	18	U	18	U	18	U	18	U	46
ST7-051815	U	19	U	19	U	19	U	19	U	78
ST7-051815G	J	20	U	20	U	20	U	20	U	20

Appendix B: All Data for Prioritization

Aroclor 1248 ug/kg		Aroclor 1254 ug/kg		Aroclor 1260 ug/kg		Arsenic mg/kg		Benzo(A)Anthracene ug/kg		B
SYS_SAMPLE_CODE	INTERPRETED_QUALIFIERS	RESULT_TEXT	INTERPRETED_QUALIFIERS	RESULT_TEXT	INTERPRETED_QUALIFIERS	RESULT_TEXT	INTERPRETED_QUALIFIERS	RESULT_TEXT	INTERPRETED_QUALIFIERS	RESULT_TEXT
ST3-040908	U	59		20		7	U	190		200
ST3-043010										
ST3-081803	U	130		20	U	9	U	730		140
ST3-082207	U	160		200	Y	7	U	260		270
ST3-090506	U	110		54		7	U	240	U	240
ST3-092308	U	57		19	U	6	U	330		300
ST5-031005		20	U	20	U	14		100		110
ST5-032207	U	27		20	UJ	8	U			
ST5-032806	U	2900		350		9	J	120		170
ST5-033109	U	800		260	U	9	UJ	170	J	180
ST5-040908	U	30		20	U	9	U	150		170
ST5-043010										
ST5-081803	U	130		20	U	6	U			
ST5-082207		230		20	U	10	U	300	U	300
ST5-082605	Y	420		40	Y	50	U			
ST5-090506	U	120		34		10	U	490	U	490
ST5-092308	Y	41		18	U	10	U	170	J	210
ST5-092309										
ST6-031105	U	54	Y	160	Y	10	U			
ST6-032207		73		20	UJ	8	U			
ST6-032806	U	45		20	U	7	UJ	2400		2000
ST6-033109	U	26		16	U	10	UJ	1600		1700
ST6-040908	U	19		19	U	7	U	1800		1600
ST6-082103	U	84		19	U	8	U	3200		3400
ST6-082207	U	64		37		10	U	1400		1400
ST6-082605	Y	94		28	Y	20	U	10000		10000
ST6-090506	U	79		48		10	U	2900		3500
ST6-092308	U	140		86	Y	7	U	2900		2500
ST7-021804	U	98		19	U	9		120		120
ST7-032207		120		84	J	7	U	400	J	350
ST7-033106	U	190		230		7		160	J	140
ST7-033109	Y	48		26		7	UJ	180	J	200
ST7-033109G	U	120		96	U	6	UJ	110		110
ST7-040908	Y	51		27		7	U	300		250
ST7-041117		121		96.5	J	8.94	U	393		393
ST7-041918		78.4		37.6	J	10.2		175		222
ST7-041918-G	U	18	U	18	U	14.7	U	40.6	J	31.8
ST7-042219		101	J	39.4		10.5		186	J	240
ST7-042219-G		98.3		19.7	U	6.7		36.7		44.2
ST7-043010										
ST7-043010G	U	19	U	19	U	6		81		100
ST7-050422		92.3		43.1		0.544	U	331		235
ST7-050914	U	120		38		19		340		400
ST7-050914G	U	20		20	U	16		36	J	45
ST7-050916	U	90		18	U	9		150	J	160
ST7-051815		89		30	J	8		250		330
ST7-051815G	U	19	J	20	U	6	U	19		20

Appendix B: All Data for Prioritization

enzo(A)Pyrene ug/kg		Benzo(G,H,I)Perylene ug/kg		Benzofluoranthenes, Total ug/kg		Benzoic Acid ug/kg		Benzyl Alcohol ug/kg		bis(2-Cl
SYS_SAMPLE_CODE	INTERPRETED_QUALIFIERS	RESULT_TEXT	INTERPRETED_QUALIFIERS	RESULT_TEXT	INTERPRETED_QUALIFIERS	RESULT_TEXT	INTERPRETED_QUALIFIERS	RESULT_TEXT	INTERPRETED_QUALIFIERS	RESULT_TEXT
ST3-040908		98		380		440	J	68	U	68
ST3-043010										
ST3-081803	U	140	U	770		1400	U	140	U	140
ST3-082207		130		610		880	UJ	88	U	88
ST3-090506	U	240	U	240	U	2400	U	240	U	240
ST3-092308		110	J	680		2100	U	210	U	210
ST5-031005		54	J	240		600	U	60	U	60
ST5-032207						950	UJ	95	UJ	95
ST5-032806		120	J	290	J	1200	U	150		120
ST5-033109	J	290	U	620	J	2900	U	290	U	290
ST5-040908		82		400		590	U	130		59
ST5-043010										
ST5-081803						1900		160	U	160
ST5-082207	U	300	U	420		3000	UJ	300	U	300
ST5-082605										
ST5-090506	U	490	U	490	U	4900	U	490	U	490
ST5-092308	J	260	U	640		2600	U	260	U	260
ST5-092309						1900		160	U	160
ST6-031105						2200	U	220	U	220
ST6-032207						1100	UJ	110	UJ	110
ST6-032806		740		4400		1300	U	130	U	130
ST6-033109		570		4600		4000	U	400	U	400
ST6-040908		460		4000		700	U	70	U	70
ST6-082103		1700		9400		11000	U	1100	U	1100
ST6-082207		680		3000		4300	UJ	430	U	430
ST6-082605		2600		32000		4000	U	400	U	400
ST6-090506		1200		6800		4400	U	440	U	440
ST6-092308		610		6500		1600	U	160	U	160
ST7-021804		71	J	290		780	U	470		78
ST7-032207	J	100	J	1170	J	1200	UJ	140	J	120
ST7-033106	J	140	J	270	J	1400	J	180	U	180
ST7-033109	J	240	U	660		2400	U	240	U	240
ST7-033109G		46	J	330		810	U	81	U	81
ST7-040908	J	250	J	1010		890	U	89	U	89
ST7-041117		374		824		434	J	72.7	U	30.9
ST7-041918		28.6	U	420		291	U	73.2	U	31.2
ST7-041918-G	U	28.5	U	98.8	J	290	U	73	U	31.1
ST7-042219	J	206	J	513	J	534	J	383	J	31
ST7-042219-G		44		110		57.8	U	14.6	U	6.2
ST7-043010						200	UJ	20	U	20
ST7-043010G		40	J	220		200	UJ	20	U	20
ST7-050422		129		216		1350		81.2	U	21.5
ST7-050914		360		710		2800	UJ	280	U	280
ST7-050914G	J	51	J	100	J	600	UJ	60	U	60
ST7-050916	J	180	J	420	J	3000	U	300	U	300
ST7-051815		290		820		2500	U	250	R	250
ST7-051815G		23		52		300				19

Appendix B: All Data for Prioritization

Methoxy methane ug/kg		Bis-(2-chloroethyl) ether ug/kg		Bis(2-ethylhexyl)phthalate ug/kg		Butylbenzylphthalate ug/kg		Carbazole ug/kg		
SYS_SAMPLE_CODE	INTERPRETED_QUALIFIERS	RESULT_TEXT	INTERPRETED_QUALIFIERS	RESULT_TEXT	INTERPRETED_QUALIFIERS	RESULT_TEXT	INTERPRETED_QUALIFIERS	RESULT_TEXT	INTERPRETED_QUALIFIERS	RESULT_TEXT
ST3-040908	U	68	U	7000		160		62	J	310
ST3-043010										
ST3-081803	U	290	U	15000		2000		170		1000
ST3-082207	U	88	U	4300		1800		88	U	400
ST3-090506	U	240	U	4700	B	840		240	U	280
ST3-092308	U	210	U	5100		270		210	U	460
ST5-031005	U	60	U	1100		200		60	U	170
ST5-032207	UJ	95	UJ					95	UJ	
ST5-032806	U	120	U	3000		110	J	120	U	220
ST5-033109	U	290	U	9700		2000		290	U	340
ST5-040908	U	59	U	3200		190		42	J	280
ST5-043010										
ST5-081803	U	310	U					160	U	
ST5-082207	U	300	U	8300		300	U	300	U	480
ST5-082605										
ST5-090506	U	490	U	13000	B	650		490	U	490
ST5-092308	U	260	U	8400		710		260	U	400
ST5-092309	U	310	U					160	U	
ST6-031105	U	220	U					1000		
ST6-032207	UJ	110	UJ					230	J	
ST6-032806	U	130	U	5300		180		740		3200
ST6-033109	U	400	U	16000		2700		560		2400
ST6-040908	U	70	U	4300		250		650		2100
ST6-082103	U	2200	U	42000		3400		1200		5000
ST6-082207	U	430	U	9900		430	U	490		2000
ST6-082605	U	400	U	14000		520		3500		15000
ST6-090506	U	440	U	11000	B	540		1000		4200
ST6-092308	U	160	U	2700		320		1000		3500
ST7-021804	U	160	U	2400		240		78	U	190
ST7-032207	UJ	120	UJ	8800	J	1100	J	110	J	700
ST7-033106	U	180	U	1800	B	1300		180	U	270
ST7-033109	U	240	U	9100		200	J	240	U	380
ST7-033109G	U	81	U	1600		81	U	81	U	180
ST7-040908	U	89	U	7500		350		94		660
ST7-041117	U	33.1	U	7040		39.3	U	64.8	J	677
ST7-041918	U	33.3	U	7440		39.6	U	36.2	U	273
ST7-041918-G	U	33.2	U	565		39.5	U	36.1	U	74.6
ST7-042219	UJ	33.2	UJ	10700	J	39.4	UJ	60	J	367
ST7-042219-G	U	6.6	U	4250		7.9	U	10.8	J	75.8
ST7-043010	U	20	U					18	J	
ST7-043010G	U	20	U	950		95		18	J	180
ST7-050422	U	96.4	U	2770	J	202	J	21.4	U	752
ST7-050914	U	260	U	4100		280	U	280	U	540
ST7-050914G	U	60	U	910		60		60	U	69
ST7-050916	U	300	U	3600		300	U	300	U	300
ST7-051815	U	250	U	4000		350		110	J	600
ST7-051815G	U	19	U	630		19	U	8.8	J	47

Chrysene ug/kg		Coarse Sand %		Coarse Silt %		Copper mg/kg		cPAH ug/kg		Diben
SYS_SAMPLE_CODE	INTERPRETED_QUALIFIERS	RESULT_TEXT	INTERPRETED_QUALIFIERS	RESULT_TEXT	INTERPRETED_QUALIFIERS	RESULT_TEXT	INTERPRETED_QUALIFIERS	RESULT_TEXT	INTERPRETED_QUALIFIERS	RESULT_TEXT
ST3-040908		16.6		1.9		180		281.1		68
ST3-043010										
ST3-081803						138		265		140
ST3-082207		11.1		3.5		80.5		388.6		88
ST3-090506		34.4		2.2		214		206.8		240
ST3-092308		17.7		1.7		110		458.1		210
ST5-031005						32.5		174.9		60
ST5-032207		19.2		2		42.9		160.55		
ST5-032806		10.8		4.6		66.4	J	245		120
ST5-033109		13.8		2.3		83	J	334.9		290
ST5-040908		19.5		3.3		50.4		246.4		59
ST5-043010										
ST5-081803						136		711.8		
ST5-082207		9.7		6.8		110		286.8		300
ST5-082605						532				
ST5-090506	U	11.3		4.6		146		418.95		490
ST5-092308		10.8		7.3		112		360		260
ST5-092309										
ST6-031105						100		4424		
ST6-032207		21		0.3		57.6		1099		
ST6-032806		22.3		3.6		64.5	J	2925		340
ST6-033109		15.5		6.2		105	J	2476		400
ST6-040908		25.8		1.4		35.6		2359		260
ST6-082103						231		5120		1100
ST6-082207						120		2008		430
ST6-082605						182		14982		780
ST6-090506		16.1		4.2		155		4820		470
ST6-092308		17.4		4.8		63.9		3691		360
ST7-021804						62.6		185.3		78
ST7-032207	J	20.8		1		74.6		546.7		120
ST7-033106		26.6		6.2		91.2		230.7		180
ST7-033109		22.9		2.8		74.2	J	347.8		240
ST7-033109G		22.8				47.5	J	176.05		81
ST7-040908		11.8		1.9		104		429.4		57
ST7-041117						135		585.77		107
ST7-041918						71.4		308.805		30.3
ST7-041918-G	J	39.6				38.6		88.186	J	30.2
ST7-042219	J	16.7				104		341.59	J	40.3
ST7-042219-G		20.4				135		65.628		6
ST7-043010										
ST7-043010G		24				39.9		142.2		18
ST7-050422		18.5				55		322.195		86.1
ST7-050914		15.7		7.5		174		590.4	J	280
ST7-050914G		15.3		3.1	U	60.1		74.59	J	60
ST7-050916		25.3				87.4		288.9	J	300
ST7-051815						75.9		519		250
ST7-051815G		46.3		0.1		32.3		32.47	J	19

Appendix B: All Data for Prioritization

zo(A,H)Anthracene ug/kg		Dibenzofuran ug/kg		Diesel Range Hydrocarbons mg/kg		Diethylphthalate ug/kg		Dimethylphthalate ug/kg		Di-
SYS_SAMPLE_CODE	INTERPRETED_QUALIFIERS	RESULT_TEXT	INTERPRETED_QUALIFIERS	RESULT_TEXT	INTERPRETED_QUALIFIERS	RESULT_TEXT	INTERPRETED_QUALIFIERS	RESULT_TEXT	INTERPRETED_QUALIFIERS	RESULT_TEXT
ST3-040908	U	68	U	270		68	U	68	U	68
ST3-043010										
ST3-081803	U	140	U	560		140	U	140	U	140
ST3-082207	U	88	U	330		88	U	410		150
ST3-090506	U	240	U	250		240	U	240	U	240
ST3-092308	U	210	U	290		210	U	210	U	210
ST5-031005		60	U	140		60	U	60	U	60
ST5-032207		95	UJ	540						
ST5-032806	U	120	U	520		120	U	68	J	180
ST5-033109	U	290	U	590		290	U	290	U	290
ST5-040908	U	59	U	410		59	U	59	U	120
ST5-043010										
ST5-081803		160	U	600						
ST5-082207	U	300	U	1200		300	U	300	U	300
ST5-082605				1800						
ST5-090506	U	490	U	510		490	U	490	U	490
ST5-092308	U	260	U	1000		260	U	260	U	300
ST5-092309		160	U							
ST6-031105		170		140						
ST6-032207		110	UJ	460						
ST6-032806		110	J	970		130	U	130	U	120
ST6-033109	U	400	U	1200		400	U	400	U	400
ST6-040908		71		290		70	U	70	U	120
ST6-082103	U	1100	U			1100	U	1100	U	1100
ST6-082207	U	430	U	1100		430	U	430	U	430
ST6-082605		490		1200		400	U	400	U	400
ST6-090506		440	U	1100		440	U	440	U	440
ST6-092308		150	J	460		160	U	110	J	160
ST7-021804	U	78	U			78	U	78	U	78
ST7-032207	UJ	120	UJ	540		120	UJ	1200	UJ	130
ST7-033106	U	180	U	450		180	U	180	U	180
ST7-033109	U	240	U	910		240	U	240	U	240
ST7-033109G	U	81	U	190		81	U	81	U	81
ST7-040908	J	89	U	620		89	U	89	U	89
ST7-041117		22.5	U			86.3	U	56.9	J	86.5
ST7-041918	U	22.7	U			87	U	31.7	U	26.1
ST7-041918-G	U	22.6	U			86.7	U	31.6	U	26
ST7-042219	J	22.5	UJ			86.6	UJ	395	J	262
ST7-042219-G	U	4.5	U			29.3		147		10.9
ST7-043010		20	U							
ST7-043010G	J	20	U	110		20	U	20	U	54
ST7-050422	U	70.5	U			98.5	U	1470		28
ST7-050914	U	280	U	610		280	U	280	U	280
ST7-050914G	U	60	U	69		60	U	60	U	60
ST7-050916	U	300	U	250		300	U	2500		300
ST7-051815	U	250	U	860		250	U	250	U	250
ST7-051815G	U	19	U	92		19	U	19	U	19

Appendix B: All Data for Prioritization

N-Butylphthalate ug/kg		Di-N-Octylphthalate ug/kg		Fine Sand %		Fine Silt %		Fluoranthene ug/kg	
SYS_SAMPLE_CODE	INTERPRETED_QUALIFIERS	RESULT_TEXT	INTERPRETED_QUALIFIERS	RESULT_TEXT	INTERPRETED_QUALIFIERS	RESULT_TEXT	INTERPRETED_QUALIFIERS	RESULT_TEXT	INTERPRETED_QUALIFIERS
ST3-040908	U	5000		23.6		2.3		660	
ST3-043010									
ST3-081803	U	3900	NJ					1600	
ST3-082207		1500		31.9		1.7		910	
ST3-090506	U	540		21.4		0.7		570	
ST3-092308	U	3200		25		0.6		830	
ST5-031005	U	60	U					350	
ST5-032207				19.6		1.2			
ST5-032806		220		30.8		1.7		310	
ST5-033109	U	800		20.3		4.1		480	
ST5-040908		240		21.9		0.9		550	
ST5-043010									
ST5-081803									
ST5-082207	U	390		23.6		4.5		900	
ST5-082605									
ST5-090506	U	490	U	24.4		2.5		780	
ST5-092308		280		32.6		2.9		510	
ST5-092309									
ST6-031105									
ST6-032207				12.2		1.5			
ST6-032806	J	350		10.9		1.2		6300	
ST6-033109	U	1500		14.4		5.2		5000	
ST6-040908	Y	380		12.4		1		5100	
ST6-082103	U	3700						9100	
ST6-082207	U	710						4600	
ST6-082605	U	430						30000	
ST6-090506	U	590		12.6		4.9		11000	
ST6-092308	U	270		17		2.3		8700	
ST7-021804	U	190						400	
ST7-032207	J	740	J	11.2		1.5		1400	
ST7-033106	U	150	J	10.4		0		320	
ST7-033109	U	5400		10.8		4.4		580	
ST7-033109G	U	120		10.1				480	
ST7-040908	U	1600		20.2		3.5		1100	
ST7-041117	J	1450						959	
ST7-041918	U	428						407	
ST7-041918-G	U	42.7	U	1.9				67.3	J
ST7-042219	J	518	J	12.5				615	J
ST7-042219-G	J	186		1.3				150	
ST7-043010									
ST7-043010G		160		6.6				240	
ST7-050422	U	21.9	U	5.7				367	J
ST7-050914	U	630		14.4		1.8		870	
ST7-050914G	U	110		9.9		3.1	U	100	
ST7-050916	U	520		13.4				360	
ST7-051815	U	820						970	
ST7-051815G	U	55		1.6		0.1	U	50	

Fluorene ug/kg		Gravel %		Hexachlorobenzene ug/kg		Hexachlorobutadiene ug/kg		Hexachlorocyclopentadiene ug/kg		He
SYS_SAMPLE_CODE	INTERPRETED_QUALIFIERS	RESULT_TEXT	INTERPRETED_QUALIFIERS	RESULT_TEXT	INTERPRETED_QUALIFIERS	RESULT_TEXT	INTERPRETED_QUALIFIERS	RESULT_TEXT	INTERPRETED_QUALIFIERS	RESULT_TEXT
ST3-040908	J	2		68	U	68	U	340	U	68
ST3-043010										
ST3-081803	U			140	U	140	U	720	U	140
ST3-082207	U	1.4		88	U	88	U	440	U	88
ST3-090506	U	1.9		240	U	240	U	1200	U	240
ST3-092308	U	2.1		210	U	210	U	1000	U	210
ST5-031005	U			60	U	60	U	300	U	60
ST5-032207		6.2		95	UJ	95	UJ	480	UJ	95
ST5-032806	U	6.8		120	U	120	U	610	U	120
ST5-033109	U	1.5		290	U	290	U	1400	U	290
ST5-040908	J	3.5		59	U	59	U	300	U	59
ST5-043010										
ST5-081803				160	U	160	U	780	U	160
ST5-082207	U	4		300	U	300	U	1500	U	300
ST5-082605										
ST5-090506	U	5.7		490	U	490	U	2400	U	490
ST5-092308	U	1.5		260	U	260	U	1300	U	260
ST5-092309				160	U	160	U	780	U	160
ST6-031105				220	U	220	U	1100	U	220
ST6-032207		15.6		110	UJ	110	UJ	550	UJ	110
ST6-032806		14.1		130	U	130	U	630	U	130
ST6-033109	U	3.8		400	U	400	U	2000	U	400
ST6-040908		8		70	U	70	U	350	U	70
ST6-082103	U			1100	U	1100	U	5600	U	1100
ST6-082207	U			430	U	430	U	2200	U	430
ST6-082605				400	U	400	U	2000	U	400
ST6-090506	U	7.3		440	U	440	U	2200	U	440
ST6-092308		9		160	U	160	U	780	U	160
ST7-021804	J			78	U	78	U	390	U	78
ST7-032207	UJ	21.2		120	UJ	120	UJ	600	UJ	120
ST7-033106	U	10.2		180	U	180	U	880	U	180
ST7-033109	U	6.6		240	U	240	U	1200	U	240
ST7-033109G	U	23.8		81	U	81	U	400	U	81
ST7-040908	J	13.8		89	U	89	U	450	U	89
ST7-041117	J			23.1	U	24.4	U	201	U	27.6
ST7-041918	J			23.3	U	24.6	U	203	U	27.8
ST7-041918-G	U			23.2	U	24.6	U	202	U	27.7
ST7-042219	J			23.2	UJ	24.5	UJ	202	UJ	27.6
ST7-042219-G	J			4.6	U	4.9	U	40.4	U	5.5
ST7-043010				20	U	20	U	98	U	20
ST7-043010G	U	29.5		20	U	20	U	98	U	20
ST7-050422	U			67.3	U	24	U	122	U	17.2
ST7-050914	U	13		280	U	280	U	1400	UJ	280
ST7-050914G	U	39.6		60	U	60	U			60
ST7-050916	U	7.6		300	U	300	U	1500	U	300
ST7-051815	J			250	U	250	U	1300	U	250
ST7-051815G	J	8.2		19	U	19	U	97	U	19

Appendix B: All Data for Prioritization

Dichloroethane ug/kg		HPAH ug/kg		Indeno(1,2,3-Cd)Pyrene ug/kg		Isophorone ug/kg		Lead mg/kg		
SYS_SAMPLE_CODE	INTERPRETED_QUALIFIERS	RESULT_TEXT	INTERPRETED_QUALIFIERS	RESULT_TEXT	INTERPRETED_QUALIFIERS	RESULT_TEXT	INTERPRETED_QUALIFIERS	RESULT_TEXT	INTERPRETED_QUALIFIERS	
ST3-040908	U	2432		74		68	U	74		739
ST3-043010										
ST3-081803	U	5700		140	U	140	U	128		1880
ST3-082207	U	3200		100		88	U	86		410
ST3-090506	U	1260		240	U	240	U	74		270
ST3-092308	U	3440	J	210	U	210	U	182		740
ST5-031005	U	1356	J	52	J	60	U	29		180
ST5-032207	UJ	1110	J			95	UJ	37		180
ST5-032806	U	1488	J	78	J	120	U	71	J	210
ST5-033109	U	2190	J	290	U	290	U	74	J	270
ST5-040908	U	2160		68		59	U	55		373
ST5-043010										
ST5-081803	U	5240				160	U	175		520
ST5-082207	U	2420		300	U	300	U	111		740
ST5-082605								360		
ST5-090506	U	1310		490	U	490	U	112		490
ST5-092308	U	2360	J	260	U	260	U	111		240
ST5-092309	U					160	U			
ST6-031105	U	36410				220	U	122		6040
ST6-032207	UJ	9980	J			110	UJ	71		1360
ST6-032806	U	24050		770		130	U	79	J	7950
ST6-033109	U	20090		520		400	U	79	J	3080
ST6-040908	U	19460		540		70	U	145		3262
ST6-082103	U	41900		1900		1100	U	200		5900
ST6-082207	U	16400		620		430	U	92		2200
ST6-082605	U	127580		3200		400	U	248		19350
ST6-090506	U	36770		1200		440	U	123		4980
ST6-092308	U	31490		720		160	U	66		5560
ST7-021804	U	1549	J	68	J	78	U	61		377
ST7-032207	UJ	5067	J	87	J	120	UJ	60		580
ST7-033106	U	1680	J	180	U	180	U	35		180
ST7-033109	U	2590	J	240	U	240	U	52	J	350
ST7-033109G	U	1706	J	81	U	81	U	51	J	498
ST7-040908	U	5117	J	190	J	89	U	72		710
ST7-041117	U	4992		215		37.8	U	84.7		843.4
ST7-041918	U	2162.45		29.4	U	38.1	U	38.9		728.7
ST7-041918-G	U	358.2	J	29.4	U	38	U	16.9		98
ST7-042219	UJ	3042.3	J	119	J	37.9	UJ	69.4		668.7
ST7-042219-G	U	620.5		20.8		7.6	U	18.7		131.3
ST7-043010	U					20	U			
ST7-043010G	U	1090	J	31		20	U	59		112
ST7-050422	U	3018	J	73.2	U	19.6	U	65		325.4
ST7-050914	U	4310	J	240	J	280	U	86		560
ST7-050914G	U	534	J	33	J	60	U	368		57
ST7-050916	U	2039	J	89	J	300	U	60		240
ST7-051815	U	4360		260		250	U	43		793
ST7-051815G	U	274	J	11	J	19	U	13		73.5

LPAH ug/kg		Medium Sand %		Medium Silt %		Mercury mg/kg		Motor Oil Range mg/kg		
SYS_SAMPLE_CODE	INTERPRETED_QUALIFIERS	RESULT_TEXT	INTERPRETED_QUALIFIERS	RESULT_TEXT	INTERPRETED_QUALIFIERS	RESULT_TEXT	INTERPRETED_QUALIFIERS	RESULT_TEXT	INTERPRETED_QUALIFIERS	
ST3-040908	J	31.7		2.2		0.16		1800		250
ST3-043010										
ST3-081803						0.07		1400		580
ST3-082207		30.5		1.7		0.06		1900		88
ST3-090506		22.4		0.8		0.05	U	1600		240
ST3-092308		40.7		0.7		0.05	U	1500		290
ST5-031005						0.05	U	750		60
ST5-032207	J	30.6		1.9		0.07	U	1600		
ST5-032806		23		2		0.07	J	2600		120
ST5-033109	J	26.9		6.3		0.12	J	2400		290
ST5-040908	J	32		1.6		0.07	U	2600		59
ST5-043010										
ST5-081803						0.1		1200		
ST5-082207		18.1		7.3		0.12		4800		300
ST5-082605						2.8		7300		
ST5-090506	U	19.7		5.1		0.2		2800		490
ST5-092308	J	22.3		4		0.1		3300		260
ST5-092309										
ST6-031105	J					0.13		680		
ST6-032207	J	24.2		2.5		0.06	U	2000		
ST6-032806		23.9		2.5		0.06	J	3900		1400
ST6-033109	J	18.9		7.4		0.14	J	5500		400
ST6-040908		29.5		1.6		0.05	U	1600		70
ST6-082103						0.25				1100
ST6-082207						0.11		5000		430
ST6-082605						0.2		4000		400
ST6-090506		19.6		6.4		0.2		6000		440
ST6-092308		24.8		2.6		0.12		1800		160
ST7-021804	J					0.06	U			78
ST7-032207	J	21.8		3.1		1.28		2100		120
ST7-033106		30.1		0		0.05	U	1900		180
ST7-033109		24.4		3.8		0.07	J	3200		240
ST7-033109G	J	26.9				0.08	J	1000		81
ST7-040908	J	20		5.9		0.08		3600		89
ST7-041117	J					0.0716				79.5
ST7-041918						0.0526				312
ST7-041918-G	U	29.2				0.0215	U			25.7
ST7-042219	J	20.9				0.102				132
ST7-042219-G	J	12.3				0.0256				25.4
ST7-043010										
ST7-043010G	J	16.4				0.02	U	470		20
ST7-050422	J	16.9				0.047				22.9
ST7-050914		19.5		7.4		0.13		2400		280
ST7-050914G	J	22		3.1	U	0.02	U	670		60
ST7-050916	J	22.4				0.07		1400		300
ST7-051815	J					0.07		3000		250
ST7-051815G	J	12.3		0.1	U	0.03	U	490		14

Appendix B: All Data for Prioritization

Naphthalene ug/kg		Nitrobenzene ug/kg		N-Nitroso-Di-N-Propylamine ug/kg		N-Nitrosodiphenylamine ug/kg		Pentachlorophenol ug/kg		
SYS_SAMPLE_CODE	INTERPRETED_QUALIFIERS	RESULT_TEXT	INTERPRETED_QUALIFIERS	RESULT_TEXT	INTERPRETED_QUALIFIERS	RESULT_TEXT	INTERPRETED_QUALIFIERS	RESULT_TEXT	INTERPRETED_QUALIFIERS	RESULT_TEXT
ST3-040908		68	U	340	U	68	U	340	U	380
ST3-043010										
ST3-081803		140	U	290	U	140	U	720	U	1100
ST3-082207	U	88	U	440	U	88	U	440	U	410
ST3-090506	U	240	U	1200	U	240	U	1200	U	270
ST3-092308		210	U	1000	U	210	U	1000	U	450
ST5-031005	U	60	U	300	U	60	U	300	U	180
ST5-032207		95	UJ	480	UJ	95	UJ	480	UJ	
ST5-032806	U	120	U	610	U	120	U	610	U	210
ST5-033109	U	290	U	1400	U	290	U	1400	U	270
ST5-040908	U	59	U	300	U	59	U	360		300
ST5-043010										
ST5-081803		160	U	310	U	160	U	780	U	
ST5-082207	U	300	U	1500	U	300	U	1500	U	740
ST5-082605										
ST5-090506	U	490	U	2400	U	490	U	2400	U	490
ST5-092308	U	260	U	1300	U	260	U	1300	U	240
ST5-092309		160	U	310	U	160	U	780	U	
ST6-031105		220	U	1100	U	220	U	1100	U	
ST6-032207		110	UJ	550	UJ	110	UJ	550	UJ	
ST6-032806		130	U	630	U	130	U	630	U	5600
ST6-033109	U	400	U	2000	U	400	U	2000	U	2700
ST6-040908	U	70	U	350	U	70	U	350	U	2600
ST6-082103	U	1100	U	2200	U	1100	U	5600	U	5900
ST6-082207	U	430	U	2200	U	430	U	2200	U	2200
ST6-082605	U	400	U	2000	U	400	U	2000	U	16000
ST6-090506	U	440	U	2200	U	440	U	2200	U	4400
ST6-092308	U	160	U	780	U	160	U	780	U	4400
ST7-021804	U	78	U	160	U	78	U	390	U	270
ST7-032207	UJ	120	UJ	600	UJ	120	UJ	600	UJ	470
ST7-033106	U	180	U	880	U	180	U	880	U	180
ST7-033109	U	240	U	1200	U	240	U	1200	U	350
ST7-033109G	U	81	U	400	U	81	U	400	U	440
ST7-040908		89	U	450	U	89	U	450	U	510
ST7-041117	J	38.8	U	52.7	UJ	46.7	U	153	U	539
ST7-041918		39.1	U	53.1	U	47	U	154	U	212
ST7-041918-G	U	39	U	52.9	U	46.9	U	153	U	23
ST7-042219	J	38.9	UJ	52.8	UJ	46.8	UJ	153	UJ	348
ST7-042219-G		7.8	U	10.6	U	9.4	U	30.6	U	76.4
ST7-043010		20	U	98	U	20	U	98	U	
ST7-043010G	U	20	U	98	U	20	U	98	U	100
ST7-050422	J	36.2	U	37.2	U	26.6	U	156	U	109
ST7-050914	U	280	U	280	U	280	U	1400	UJ	560
ST7-050914G	U	60	U	60	U	60	U	300	UJ	57
ST7-050916	U	300	U	300	U	300	U	1500	U	240
ST7-051815	U	250	U	250	U	250	U	1300	U	730
ST7-051815G	J	19	U	19	U	19	U	97	U	32

Appendix B: All Data for Prioritization

Phenanthrene ug/kg		Phenol ug/kg		Polychlorinated Biphenyls ug/kg		Pyrene ug/kg		TEQ ng/kg		
SYS_SAMPLE_CODE	INTERPRETED_QUALIFIERS	RESULT_TEXT	INTERPRETED_QUALIFIERS	RESULT_TEXT	INTERPRETED_QUALIFIERS	RESULT_TEXT	INTERPRETED_QUALIFIERS	RESULT_TEXT	INTERPRETED_QUALIFIERS	RESULT_TEXT
ST3-040908		68	U	79		520				10.3
ST3-043010								2.1371	J	
ST3-081803		150		130		1600				
ST3-082207		88	U	160		520				9
ST3-090506		240	U	164		410				4.5
ST3-092308		210	U	57		730				4
ST5-031005		60	U	64		220				
ST5-032207		95	UJ	27						6.9
ST5-032806		160		3250		180				10.3
ST5-033109	J	220	J	800		400				18.8
ST5-040908		94	U	30		460				6.6
ST5-043010								10.377	J	
ST5-081803		160	U	130						
ST5-082207		300	U	890		620				23.3
ST5-082605				420						
ST5-090506	U	490	U	154		530				15.7
ST5-092308	J	260	U	41		430				17.5
ST5-092309		160	U							
ST6-031105		220	U	160	Y					
ST6-032207		160	UJ	139						6.3
ST6-032806		190		45		3900				8.6
ST6-033109		330	J	26		3700				26
ST6-040908		72	U	19		3600				5
ST6-082103		1100	U	84		8200				
ST6-082207		430	U	101		2700				
ST6-082605		400	U	94		24000				
ST6-090506		440	U	127		5500				21
ST6-092308		160	U	140		5700				12.2
ST7-021804		60	J	98		290				
ST7-032207	J	810	UJ	299	J	860	J			7
ST7-033106		1100		442	J	380				6.2
ST7-033109		240	U	74		590				16.6
ST7-033109G		81	U	120		450				
ST7-040908		89	U	78		1300				14.2
ST7-041117		546		284.7	J	1050				
ST7-041918		641		196.4	J	518				
ST7-041918-G	U	40.3	U	18	U	76.9	J			
ST7-042219	J	689	J	246.4	J	756	J			
ST7-042219-G		16.7	J	194.6		139				
ST7-043010		20	U							
ST7-043010G		20	U	19	U	180	J			2.3
ST7-050422		44	J	522.4		988	J			
ST7-050914		210	J	158		850				19.1
ST7-050914G	J	60	U	93	J	100				3.1
ST7-050916	J	210	J	90		380				
ST7-051815		130	J	197	J	840				
ST7-051815G		39	J	19	J	52				

Appendix B: All Data for Prioritization

Total Fines %		Total Organic Carbon %		Very Coarse Sand %		Very Fine Sand %		Very Fine Silt %		
SYS_SAMPLE_CODE	INTERPRETED_QUALIFIERS	RESULT_TEXT	INTERPRETED_QUALIFIERS	RESULT_TEXT	INTERPRETED_QUALIFIERS	RESULT_TEXT	INTERPRETED_QUALIFIERS	RESULT_TEXT	INTERPRETED_QUALIFIERS	RESULT_TEXT
ST3-040908		4.1		7.5		7.1		1.8		354
ST3-043010										
ST3-081803		6.7								653
ST3-082207		2.87		3.8		11.7		1.3		392
ST3-090506		3.02		7.7		7		0.5		408
ST3-092308		5.35		4.5		5.5		0.5		268
ST5-031005		1.97								164
ST5-032207		7.82		11.1		6.2		1		194
ST5-032806		2.79		7.1		10.7		1.1		341
ST5-033109		7.41		6.6		10.4		3.1		464
ST5-040908		7.66		9		7.4		0.5		259
ST5-043010										
ST5-081803		13								479
ST5-082207		9.55		6.9		12.7		3.1		466
ST5-082605		16.6								1930
ST5-090506		18.1		9.1		12.2		2.1		650
ST5-092308		14.2		7.8		6.6		1.8		530
ST5-092309										
ST6-031105		11.3								399
ST6-032207		7.08		15.7		4.5		1.1		237
ST6-032806		10.7		15		4.7		0.9		284
ST6-033109		9.68		9.9		9.4		3.8		523
ST6-040908		7.8		14.6		4.4		0.6		214
ST6-082103		12								944
ST6-082207		8.12								591
ST6-082605		12.4								1090
ST6-090506		11.4		11.6		9.4		3.2		881
ST6-092308		6.58		12.7		6.5		1.4		335
ST7-021804		6.9								262
ST7-032207		3.57		13.1		4		0.7		283
ST7-033106		6.59		13.7		2.8		0		255
ST7-033109		6.166666667		11.4		4.7		2.7		322
ST7-033109G		2.25		13.4		1.8				152
ST7-040908		8.58		7.1		11.1		1.7		337
ST7-041117		6.01								547
ST7-041918		2.4 J								308
ST7-041918-G		0.77		18.2		0.5				141
ST7-042219		7.12		11.6		6.4				413
ST7-042219-G		0.78		22.7		0.2				120
ST7-043010										
ST7-043010G		1.37		19.7		1.5				161
ST7-050422		1.23		13.1		1.8				222
ST7-050914		13.1 J		11.2		7.2		1		607
ST7-050914G		1.01		8.4		1.6		3.1 U		205
ST7-050916		3.32		9.4		2.7				350
ST7-051815		6.85								270
ST7-051815G		0.628		14.4		0.1		1.1		120

Appendix B: All Data for Prioritization

Zinc mg/kg	
SYS_SAMPLE_CODE	INTERPRETED_QUALIFIERS
ST3-040908	
ST3-043010	
ST3-081803	
ST3-082207	
ST3-090506	
ST3-092308	
ST5-031005	
ST5-032207	
ST5-032806	J
ST5-033109	J
ST5-040908	
ST5-043010	
ST5-081803	
ST5-082207	
ST5-082605	
ST5-090506	
ST5-092308	
ST5-092309	
ST6-031105	
ST6-032207	
ST6-032806	J
ST6-033109	J
ST6-040908	
ST6-082103	
ST6-082207	
ST6-082605	
ST6-090506	
ST6-092308	
ST7-021804	
ST7-032207	
ST7-033106	
ST7-033109	J
ST7-033109G	J
ST7-040908	
ST7-041117	
ST7-041918	
ST7-041918-G	
ST7-042219	
ST7-042219-G	
ST7-043010	
ST7-043010G	
ST7-050422	
ST7-050914	
ST7-050914G	
ST7-050916	
ST7-051815	
ST7-051815G	

SYS_SAMPLE_CODE	SYS_LOC_CODE	X_COORD	Y_COORD	SAMPLE_DATE	Loc_Group_Code	LOC_DESC
ST7-053123	ST7	1271722.715	210480.649	5/31/2023	Diagonal Ave S CSO/SD	S Dakota St and 6th Ave S
ST7-053123-G	ST7	1271722.715	210480.649	5/31/2023	Diagonal Ave S CSO/SD	S Dakota St and 6th Ave S
ST7-081307	ST7	1271722.715	210480.649	8/13/2007	Diagonal Ave S CSO/SD	S Dakota St and 6th Ave S
ST7-081307G	ST7	1271722.715	210480.649	8/13/2007	Diagonal Ave S CSO/SD	S Dakota St and 6th Ave S
ST7-090506	ST7	1271722.715	210480.649	9/5/2006	Diagonal Ave S CSO/SD	S Dakota St and 6th Ave S
ST7-092308	ST7	1271722.715	210480.649	9/23/2008	Diagonal Ave S CSO/SD	S Dakota St and 6th Ave S
ST7-092308G	ST7	1271722.715	210480.649	9/23/2008	Diagonal Ave S CSO/SD	S Dakota St and 6th Ave S
ST7-101520-G	ST7	1271722.715	210480.649	10/15/2020	Diagonal Ave S CSO/SD	S Dakota St and 6th Ave S
ST7-110705	ST7	1271722.715	210480.649	11/7/2005	Diagonal Ave S CSO/SD	S Dakota St and 6th Ave S
ST7G-090506	ST7	1271722.715	210480.649	9/5/2006	Diagonal Ave S CSO/SD	S Dakota St and 6th Ave S
TRENT-D-102820	ST2	1272836.858	211846.874	10/28/2020	Diagonal Ave S CSO/SD	Airport Wy S and S Spokane St (I-5 SB RP)

CHEMICAL_NAME RESULT_UNIT			>10 Phi Clay %	1,2,4-Trichlorobenzene ug/kg	1,2-Dichlorobenzene ug/kg	1,3-Dichlorobenzene ug/kg	1,4
SYS_SAMPLE_CODE	SAMPLE_METHOD	LOC_MAJ OR_BASI N	RESULT_TEXT INTERPRETED_QUALIFIERS	RESULT_TEXT INTERPRETED_QUALIFIERS	RESULT_TEXT INTERPRETED_QUALIFIERS	RESULT_TEXT INTERPRETED_QUALIFIERS	RESULT_TEXT
ST7-053123	SedTrap	MS4		355	30.7 U	15.6 U	31.8
ST7-053123-G	SedTrap	MS4		8.5 U	6.1 U	3.1 U	6.3
ST7-081307	SedTrap	MS4	2.6	170 U	170 U	170 U	170
ST7-081307G	Grab-Manual	MS4	0.6	110 U	110 U	110 U	110
ST7-090506	SedTrap	MS4	2	360 U	360 U	360 U	360
ST7-092308	SedTrap	MS4	3.1	72 U	72 U	72 U	72
ST7-092308G	Grab-Manual	MS4	0.5	170 U	170 U	170 U	170
ST7-101520-G	SedTrap	MS4		29.6 U	23.2 U	25.2 U	21.8
ST7-110705	SedTrap	MS4	1.2	88 U	88 U	88 U	88
ST7G-090506	Grab-Manual	MS4		40 U	40 U	40 U	40
TRENT-D-102820	SedTrap	MS4		29.8 U	23.3 U	25.3 U	21.9
			1.10 198	42.6 581	34.8 581	31.2 581	39 579

Appendix B: All Data for Prioritization

Dichlorobenzene ug/kg		1-Methylnaphthalene ug/kg		2,2'-Oxybis(1-chloropropane) ug/kg		2,4,5-Trichlorophenol ug/kg		2,4,6-Trichlorophenol ug/kg		2,4-Dichlorophenol ug/kg
SYS_SAMPLE_CODE	INTERPRETED_QUALIFIERS	RESULT_TEXT	INTERPRETED_QUALIFIERS	RESULT_TEXT	INTERPRETED_QUALIFIERS	RESULT_TEXT	INTERPRETED_QUALIFIERS	RESULT_TEXT	INTERPRETED_QUALIFIERS	RESULT_TEXT
ST7-053123	U	61.3	J	16.8	U	129	U	44.9	U	76.5
ST7-053123-G	U	5.5	J	3.4	U	25.7	U	8.9	U	15.3
ST7-081307	U	170	U	850	U	850	U	850	U	170
ST7-081307G	U			110	U	540	U	540	U	540
ST7-090506	U	360	U	1800	U	1800	U	1800	U	360
ST7-092308	U	72	U	360	U	360	U	360	U	72
ST7-092308G	U			170	U	870	U	870	U	870
ST7-101520-G	U	29.6	U	28.2	U	134	U	126	U	159
ST7-110705	U	88	U	440	U	440	U	440	U	88
ST7G-090506	U			40	U	200	U	200	U	200
TRENT-D-102820	U	56.9	J	28.3	U	134	U	127	U	160
		48.2		33.6		200		127		160
		505		581		579		579		579

Appendix B: All Data for Prioritization

l-Dichlorophenol ug/kg		2,4-Dimethylphenol ug/kg		2,4-Dinitrophenol ug/kg		2,4-Dinitrotoluene ug/kg		2,6-Dinitrotoluene ug/kg		2-C
SYS_SAMPLE_CODE	INTERPRETED_QUALIFIERS	RESULT_TEXT	INTERPRETED_QUALIFIERS	RESULT_TEXT	INTERPRETED_QUALIFIERS	RESULT_TEXT	INTERPRETED_QUALIFIERS	RESULT_TEXT	INTERPRETED_QUALIFIERS	RESULT_TEXT
ST7-053123	U	44.6	U	169	U	81	U	102	U	39.8
ST7-053123-G	U	8.9	U	33.7	U	16.1	U	20.4	U	7.9
ST7-081307	U	1700	U	850	U	850	U	170	U	170
ST7-081307G	U	110	U	1100	U	540	U	540	U	110
ST7-090506	U	3600	U	1800	U	1800	U	360	U	360
ST7-092308	U	720	U	360	U	360	U	72	U	72
ST7-092308G	U	170	U	1700	U	870	U	870	U	170
ST7-101520-G	U	133	U	205	U	114	U	133	U	22.1
ST7-110705	U	880	U	440	U	440	U	88	U	88
ST7G-090506	U	40	U	400	U	200	U	200	U	40
TRENT-D-102820	U	134	U	206	U	114	U	133	U	22.2
		132		350		162		133		39.8
		572		579		581		581		581

Appendix B: All Data for Prioritization

nloronaphthalene ug/kg		2-Chlorophenol ug/kg		2-Methylnaphthalene ug/kg		2-Methylphenol ug/kg		2-Nitroaniline ug/kg		
SYS_SAMPLE_CODE	INTERPRETED_QUALIFIERS	RESULT_TEXT	INTERPRETED_QUALIFIERS	RESULT_TEXT	INTERPRETED_QUALIFIERS	RESULT_TEXT	INTERPRETED_QUALIFIERS	RESULT_TEXT	INTERPRETED_QUALIFIERS	RESULT_TEXT
ST7-053123	U	69.2	U	60.2	J	33.3	U	82	U	24.3
ST7-053123-G	U	13.8	U	7.3	J	6.6	U	16.4	U	4.8
ST7-081307	U	180		170	U	850	U	850	U	850
ST7-081307G	U	110	U	110	U	110	U	540	U	540
ST7-090506	U	360	U	360	U	1800	U	1800	U	1800
ST7-092308	U	72	U	72	U	360	U	360	U	360
ST7-092308G	U	170	U	170	U	170	U	870	U	870
ST7-101520-G	U	32.2	U	28.2	U	39	U	150	U	34.4
ST7-110705	U	51	J	88	U	440	U	440	U	440
ST7G-090506	U	40	U	40	U	40	U	200	U	200
TRENT-D-102820	U	32.3	U	85.5	J	39.2	U	151	U	34.6

60

579

59

581

49.9

579

164

581

89

579

Appendix B: All Data for Prioritization

2-Nitrophenol ug/kg		3,3'-Dichlorobenzidine ug/kg		3-Nitroaniline ug/kg		4,6-Dinitro-2-Methylphenol ug/kg		4-Bromophenyl Phenyl Ether ug/kg		4-Chloro
SYS_SAMPLE_CODE	INTERPRETED_QUALIFIERS	RESULT_TEXT	INTERPRETED_QUALIFIERS	RESULT_TEXT	INTERPRETED_QUALIFIERS	RESULT_TEXT	INTERPRETED_QUALIFIERS	RESULT_TEXT	INTERPRETED_QUALIFIERS	RESULT_TEXT
ST7-053123	U	35.4	U	111	U	190	U	85	U	62
ST7-053123-G	U	7.1	U	22.2	U	37.8	U	16.9	U	12.4
ST7-081307	U	850	U	850	U	1700	U	170	U	850
ST7-081307G	U	540	U	540	U	1100	U	110	U	540
ST7-090506	U	1800	U	1800	U	3600	U	360	U	1800
ST7-092308	U	360	U	360	U	720	U	72	U	360
ST7-092308G	U	870	U	870	U	1700	U	170	U	870
ST7-101520-G	U	155	U	187	U	251	U	30.2	U	144
ST7-110705	U	440	U	440	U	880	U	88	U	440
ST7G-090506	U	200	U	200	U	400	U	40	U	200
TRENT-D-102820	U	156	U	188	U	252	U	30.3	U	144
		156.5		200		377		61		145
		566		580		579		581		579

Appendix B: All Data for Prioritization

o-3-Methylphenol ug/kg		4-Chloroaniline ug/kg		4-Chlorophenyl Phenylether ug/kg		4-Methylphenol ug/kg		4-Nitroaniline ug/kg		
SYS_SAMPLE_CODE	INTERPRETED_QUALIFIERS	RESULT_TEXT	INTERPRETED_QUALIFIERS	RESULT_TEXT	INTERPRETED_QUALIFIERS	RESULT_TEXT	INTERPRETED_QUALIFIERS	RESULT_TEXT	INTERPRETED_QUALIFIERS	RESULT_TEXT
ST7-053123	U	132	U	95.7	U	115		147	U	163
ST7-053123-G	U	26.2	U	19.1	U	7.4	U	29.3	U	32.5
ST7-081307	U	850	U	170	U	170	U	850	U	850
ST7-081307G	U	540	U	110	U	110	U	540	U	540
ST7-090506	U	1800	U	360	U	530		1800	U	1800
ST7-092308	U	360	U	72	U	69	J	360	U	360
ST7-092308G	U	870	U	170	U	170	U	870	U	870
ST7-101520-G	U	168	U	34.6	U	73.1	U	174	U	221
ST7-110705	U	440	U	88	U	460		440	U	440
ST7G-090506	U	200	U	40	U	490		200	U	200
TRENT-D-102820	U	168	U	34.8	U	165		174	U	222
		238		61		180		200		222
		575		581		580		581		580

4-Nitrophenol ug/kg		8-9 Phi Clay %		9-10 Phi Clay %		Acenaphthene ug/kg		Acenaphthylene ug/kg		
SYS_SAMPLE_CODE	INTERPRETED_QUALIFIERS	RESULT_TEXT	INTERPRETED_QUALIFIERS	RESULT_TEXT	INTERPRETED_QUALIFIERS	RESULT_TEXT	INTERPRETED_QUALIFIERS	RESULT_TEXT	INTERPRETED_QUALIFIERS	RESULT_TEXT
ST7-053123	U					237		31.2	U	613
ST7-053123-G	U					8.1	J	6.2	U	21.4
ST7-081307	U	1.3		0.8		170	U	170	U	170
ST7-081307G	U	1		0.6		110	U	110	U	110
ST7-090506	U	0.4		0.6		360	U	360	U	360
ST7-092308	U	0.8		0.4		72	U	72	U	72
ST7-092308G	U	0.3		0.1		170	U	170	U	170
ST7-101520-G	U					25.5	U	23.7	U	115
ST7-110705	U	0.2		0.1		88	U	88	U	76
ST7G-090506	U					40	U	40	U	40
TRENT-D-102820	U					28.7	J	26.7	J	56.5
		1.1		0.7		57		48.1		77
		198		197		569		569		569

Anthracene ug/kg		Aroclor 1016 ug/kg		Aroclor 1221 ug/kg		Aroclor 1232 ug/kg		Aroclor 1242 ug/kg		
SYS_SAMPLE_CODE	INTERPRETED_QUALIFIERS	RESULT_TEXT	INTERPRETED_QUALIFIERS	RESULT_TEXT	INTERPRETED_QUALIFIERS	RESULT_TEXT	INTERPRETED_QUALIFIERS	RESULT_TEXT	INTERPRETED_QUALIFIERS	RESULT_TEXT
ST7-053123		19.8	UJ	19.8	UJ	19.8	UJ	19.8	UJ	165
ST7-053123-G		19.7	U	19.7	U	19.7	U	19.7	U	39.6
ST7-081307	U	20	U	20	U	20	U	20	U	58
ST7-081307G	U	19	U	19	U	19	U	19	U	19
ST7-090506	U	48	Y	19	U	77	Y	58	Y	58
ST7-092308	U	59	U	59	U	59	U	59	U	87
ST7-092308G	U	20	U	20	U	20	U	20	U	38
ST7-101520-G		19.7	U	19.7	U	19.7	U	19.7	U	26.3
ST7-110705	J	97	U	97	U	97	U	97	U	97
ST7G-090506	U	20	U	20	U	20	U	48		20
TRENT-D-102820	J	19.9	U	19.9	U	19.9	U	19.9	U	73.3
		19.9	653	19.9	653	19.9	653	20	653	28
										652

Aroclor 1248 ug/kg		Aroclor 1254 ug/kg		Aroclor 1260 ug/kg		Arsenic mg/kg		Benzo(A)Anthracene ug/kg		B
SYS_SAMPLE_CODE	INTERPRETED_QUALIFIERS	RESULT_TEXT	INTERPRETED_QUALIFIERS	RESULT_TEXT	INTERPRETED_QUALIFIERS	RESULT_TEXT	INTERPRETED_QUALIFIERS	RESULT_TEXT	INTERPRETED_QUALIFIERS	RESULT_TEXT
ST7-053123	J	674	J	901	J	6.54	J	625		653
ST7-053123-G		68.5		39.2		11.1		93.9		138
ST7-081307		88		52		9	U	180		210
ST7-081307G	U	25		29	Y	6	U	140		150
ST7-090506	Y	140		80		8	U	410		360
ST7-092308		240		130	J	9		160		140
ST7-092308G		46		31		7		160	J	180
ST7-101520-G		26		19.7	U	6.02	U	173		118
ST7-110705	U	180		97	U	8	U	350		450
ST7G-090506	U	19	J	20	U	20	U	53		65
TRENT-D-102820		48.6		19.9	U	42.4	U	194		226

51.6	653	40	Arsenic Median= 652 N= SQS CSL Exceed SQS Exceed CSL Percent Exceed SQS Percent Exceed CSL NonDetects NonDetect Percent Detect Min Max Mean	10	576 57 93 7 6 1.22% 1.04% 227 39.41% 60.66 0.517 452 14.77315972	189	569 SQS CSL Exceed SQS Exceed CSL Percent Exceed SQS Percent Exceed CSL NonDetects NonDetects Percent Detect Min Max Mean	222	569 1600 1600 32 33 5.80% 5.80% 59 10.37% 89.63 4.2 44400 647.7746924
			2x Median	20			2x Median	444	

enzo(A)Pyrene ug/kg		Benzo(G,H,I)Perylene ug/kg		Benzofluoranthenes, Total ug/kg		Benzoic Acid ug/kg		Benzyl Alcohol ug/kg		bis(2-Cl
SYS_SAMPLE_CODE	INTERPRETED_QUALIFIERS	RESULT_TEXT	INTERPRETED_QUALIFIERS	RESULT_TEXT	INTERPRETED_QUALIFIERS	RESULT_TEXT	INTERPRETED_QUALIFIERS	RESULT_TEXT	INTERPRETED_QUALIFIERS	RESULT_TEXT
ST7-053123		184		1520		612	J	876		21.5
ST7-053123-G		32.2		341		256	J	182	U	4.3
ST7-081307		170	U	520		1700	U	170	U	170
ST7-081307G		110	U	360		1200		120		110
ST7-090506		360	U	860		3600	U	360	U	360
ST7-092308		62	J	380		720	U	72	U	72
ST7-092308G		170	U	470		1700	U	170	U	170
ST7-101520-G		87.7	J	250		294	U	74.1	U	31.5
ST7-110705		150		1620		880	U	220		88
ST7G-090506		47		127		400	U	40	U	40
TRENT-D-102820		267		540		295	U	86.6	J	31.7

185

569

530

569

Median
2x Median

729.5

580

729.5 Median
1459 2x Median

140

579

140
280

39

581

Dichloroethoxy methane ug/kg		Bis-(2-chloroethyl) ether ug/kg		Bis(2-ethylhexyl)phthalate ug/kg		Butylbenzylphthalate ug/kg		Carbazole ug/kg		
SYS_SAMPLE_CODE	INTERPRETED_QUALIFIERS	RESULT_TEXT	INTERPRETED_QUALIFIERS	RESULT_TEXT	INTERPRETED_QUALIFIERS	RESULT_TEXT	INTERPRETED_QUALIFIERS	RESULT_TEXT	INTERPRETED_QUALIFIERS	RESULT_TEXT
ST7-053123	U	96.4	U	8330	J	703		360		995
ST7-053123-G	U	19.2	U	4500	J	276		46.5		181
ST7-081307	U	170	U	5900		180		170	U	340
ST7-081307G	U	110	U	2500		1200		110	U	240
ST7-090506	U	360	U	13000	B	460		360	U	650
ST7-092308	U	72	U	2200		44	J	72	U	260
ST7-092308G	U	170	U	3000		170	U	170	U	290
ST7-101520-G	U	33.7	U	941		125		36.7	U	255
ST7-110705	U	88	U	11000		430		100		600
ST7G-090506	U	40	U	1200	B	40	U	40	U	99
TRENT-D-102820	U	33.9	U	9650		431		55.6	J	438

70	BEHP Median= 581 N= SQS CSL Exceed SQS Exceed CSL Percent Exceed SQS Percent Exceed CSL NonDetects NonDetect Percent Min Max Mean 2x Median	3650	BBP Median= 568 N= SQS CSL Exceed SQS Exceed CSL Percent Exceed SQS Percent Exceed CSL NonDetects NonDetects Percent Min Max Mean Detect= 2x Median	190	71.8	581	385	569
----	---	------	--	-----	------	-----	-----	-----

Chrysene ug/kg		Coarse Sand %		Coarse Silt %		Copper mg/kg		cPAH ug/kg		Diben
SYS_SAMPLE_CODE	INTERPRETED_QUALIFIERS	RESULT_TEXT	INTERPRETED_QUALIFIERS	RESULT_TEXT	INTERPRETED_QUALIFIERS	RESULT_TEXT	INTERPRETED_QUALIFIERS	RESULT_TEXT	INTERPRETED_QUALIFIERS	RESULT_TEXT
ST7-053123		21.7				113		912.83		86.1
ST7-053123-G		11.7				93		190.01		17.2
ST7-081307		12.2		0.9		104		325.9		170
ST7-081307G		6.1		16.4		40		229.9		110
ST7-090506		15.9		6.3		102		583.5		360
ST7-092308		12.5		4		111		215.7		72
ST7-092308G		28		0.8		58.7		288.4		170
ST7-101520-G						61		188.7 J		30.6
ST7-110705		22		2		89.9		680.6		88
ST7G-090506		23.4				77.5		93.99		40
TRENT-D-102820						538		338.26 J		52.7

11.75

440

4.55

Copper
Median=
202 N=
SQS
CSL
Exceed SQS
Exceed CSL
Percent Exceed SQS
Percent Exceed CSL
NonDetects
Percent NonDetect
Mean
Min
Max

2x Median

97.2

NA

NA

123.2357292

8.72

1170

194.4

cPAH
Median=
576 N=
390 SQS
390 Remedial Action
19 Exceed SQS
Exceed RA
Percent Exceed SQS
Percent Exceed RA
NonDetects
Percent NonDetect
Mean
Min
Max

2x Median

337.645

566

1000

79

13.96%

9

1.59%

956.5777986

8.96

68382

675.29

82.9

569

zo(A,H)Anthracene ug/kg		Dibenzofuran ug/kg		Diesel Range Hydrocarbons mg/kg		Diethylphthalate ug/kg		Dimethylphthalate ug/kg		Di-
SYS_SAMPLE_CODE	INTERPRETED_QUALIFIERS	RESULT_TEXT	INTERPRETED_QUALIFIERS	RESULT_TEXT	INTERPRETED_QUALIFIERS	RESULT_TEXT	INTERPRETED_QUALIFIERS	RESULT_TEXT	INTERPRETED_QUALIFIERS	RESULT_TEXT
ST7-053123	U	134				98.5	U	1540		168
ST7-053123-G	U	14.1	U			19.6	U	657		22.8
ST7-081307	U	170	U	1200		170	U	170	U	170
ST7-081307G	U	110	U	250		110	U	110	U	110
ST7-090506	U	360	U	480		360	U	360	U	360
ST7-092308	U	72	U	1100		72	U	72	U	72
ST7-092308G	U	170	U	470		170	U	170	U	170
ST7-101520-G	U	22.9	U			88	U	32	U	40.7
ST7-110705	U	88	U	1900		88	U	88	U	210
ST7G-090506	U	40	U	94		40	U	41		410
TRENT-D-102820	J	32.6	J			88.4	U	42.8	J	119

62		Diesel		89		Dimethylphthalate		90.2		569
Median=		320		Median=		68		Median=		569
581	N=	281		569	N=	569				
	SQS	2000			SQS	71				
	CSL				CSL	160				
	Exceed SQS	10			Exceed SQS	279				
	Exceed CSL				Exceed CSL	139				
	Percent Exceed SQS	3.56%			Percent Exceed SQS	49.03%				
	Percent Exceed CSL				Percent Exceed CSL	24.43%				
	NonDetects	22			NonDetects	373				
	NonDetect Percent	0.078291815			NonDetect Percent	65.55%				
	Mean	598.67			Mean	254.1098418				
	Min	6.00			Min	4.3				
	Max	6400.00			Max	36000				
	2x Median	640			2x Median	136				

N-Butylphthalate ug/kg		Di-N-Octylphthalate ug/kg		Fine Sand %		Fine Silt %		Fluoranthene ug/kg	
SYS_SAMPLE_CODE	INTERPRETED_QUALIFIERS	RESULT_TEXT	INTERPRETED_QUALIFIERS	RESULT_TEXT	INTERPRETED_QUALIFIERS	RESULT_TEXT	INTERPRETED_QUALIFIERS	RESULT_TEXT	INTERPRETED_QUALIFIERS
ST7-053123		1050	J	11.5				1050	
ST7-053123-G		574	J	4.5				151	
ST7-081307	U	540		13.3		4.8		630	
ST7-081307G	U	190		11.8		3		500	
ST7-090506	U	530		10.5		2.6		1600	
ST7-092308	U	280		15.1		3.3		450	
ST7-092308G	U	180		8.3		1.4		430	
ST7-101520-G	J	62.1	J					338	
ST7-110705	U	88	U	15.2		1		1300	
ST7G-090506		61		5.4				190	
TRENT-D-102820		802						612	

130

569

9.5

440

3

199

550

569

72.4

569

Fluorene ug/kg		Gravel %		Hexachlorobenzene ug/kg		Hexachlorobutadiene ug/kg		Hexachlorocyclopentadiene ug/kg		He
SYS_SAMPLE_CODE	INTERPRETED_QUALIFIERS	RESULT_TEXT	INTERPRETED_QUALIFIERS	RESULT_TEXT	INTERPRETED_QUALIFIERS	RESULT_TEXT	INTERPRETED_QUALIFIERS	RESULT_TEXT	INTERPRETED_QUALIFIERS	RESULT_TEXT
ST7-053123				67.3	U	24	U	122	U	34.5
ST7-053123-G	U			13.4	U	4.8	U	24.4	U	6.9
ST7-081307	U	20		170	U	170	U	850	U	170
ST7-081307G	U	21.5		110	U	110	U	540	U	110
ST7-090506	U	17.5		360	U	360	U	1800	U	360
ST7-092308	U	7.9		72	U	72	U	360	U	72
ST7-092308G	U	14.1		170	U	170	U	870	U	170
ST7-101520-G	U			23.6	U	24.9	U	205	U	28.1
ST7-110705	J	12.4		88	U	88	U	440	U	88
ST7G-090506	U	30.7		40	U	40	U	200	U	40
TRENT-D-102820	J			23.7	U	25	U	206	U	28.2

7.15

242

62

581

40.5

581

244

576

38

581

Dichloroethane ug/kg		HPAH ug/kg		Indeno(1,2,3-Cd)Pyrene ug/kg		Isophorone ug/kg		Lead mg/kg	
SYS_SAMPLE_CODE	INTERPRETED_QUALIFIERS	RESULT_TEXT	INTERPRETED_QUALIFIERS	RESULT_TEXT	INTERPRETED_QUALIFIERS	RESULT_TEXT	INTERPRETED_QUALIFIERS	RESULT_TEXT	INTERPRETED_QUALIFIERS
ST7-053123	U	6153		154		47.7	U	65.4	
ST7-053123-G	U	1113.4		27.3		9.5	U	157	
ST7-081307	U	2310		170	U	170	U	98	
ST7-081307G	U	1710		110	U	110	U	28	
ST7-090506	U	4820		360	U	360	U	82	
ST7-092308	U	1819	J	47	J	72	U	92	
ST7-092308G	U	1870	J	170	U	170	U	61	
ST7-101520-G	U	1588.2	J	59.5	J	38.5	U	18.5	
ST7-110705	U	5540		100		88	U	99	
ST7G-090506	U	721		40	U	40	U	32	
TRENT-D-102820	U	3289.7	J	134		38.7	U	293	
	HPAH						Lead		LPAH
	Median=	2788		134		47.7	Median=	70.3	Median=
	N=	569		569		581	N=	576	N=
	SQS	12000					SQS	450	
	CSL	17000					CSL	530	CSL
	Exceed SQS	50					Exceed SQS	14	
	Exceed CSL	36					Exceed CSL	11	Exceed CSL
	Percent Exceed SQS	8.79%					Percent Exceed SQS	2.43%	
	Percent Exceed CSL	6.33%					Percent Exceed CSL	1.91%	Percent Exceed CSL
	NonDetects	7					NonDetects	2	NonDetects
	NonDetect Percent	1.23%					NonDetect Percent	0.35%	NonDetect Percent
	Mean	7506.804657					Mean	178.3526389	Mean
	Min	7					Min	1.42	Min
	Max	444730					Max	40500	Max
	2x Median	5576					2x Median	140.6	2x Median
									434.9
									569
									5200
									23
									4.04%
									27
									4.75%
									1445.313269
									6.5
									97400
									869.8

LPAH ug/kg		Medium Sand %		Medium Silt %		Mercury mg/kg		Motor Oil Range mg/kg		
SYS_SAMPLE_CODE	INTERPRETED_QUALIFIERS	RESULT_TEXT	INTERPRETED_QUALIFIERS	RESULT_TEXT	INTERPRETED_QUALIFIERS	RESULT_TEXT	INTERPRETED_QUALIFIERS	RESULT_TEXT	INTERPRETED_QUALIFIERS	RESULT_TEXT
ST7-053123	J	27.4				0.0893				82.1
ST7-053123-G	J	20				0.0848				8
ST7-081307		14		8.2		0.13		6000		170
ST7-081307G		8.8		7		0.05	U	1200		110
ST7-090506		18.9		7.1		0.09		2800		360
ST7-092308		11.2		18.3		0.12		4000		72
ST7-092308G		18		1.5		0.06		2100		170
ST7-101520-G	J					0.0228	J			26.1
ST7-110705	J	23.4		2.8		0.1		7500		88
ST7G-090506		23.4				0.05	U	620		40
TRENT-D-102820	J					0.189				90.6

15.65	440	4.3	199	0.08	577	1600	70.1	569
			N=		N=			
			SQS		SQS			
			CSL		CSL			
			Exceed SQS		Exceed SQS			
			Exceed CSL		Exceed CSL			
			Percent Exceed SQS		Percent Exceed SQS			
			Percent Exceed CSL		Percent Exceed CSL			
			NonDetects		NonDetects			
			NonDetect Percent		NonDetect Percent			
			Mean		Mean			
			Min		Min			
			Max		Max			
			2x Median		2x Median			

Naphthalene ug/kg		Nitrobenzene ug/kg		N-Nitroso-Di-N-Propylamine ug/kg		N-Nitrosodiphenylamine ug/kg		Pentachlorophenol ug/kg		
SYS_SAMPLE_CODE	INTERPRETED_QUALIFIERS	RESULT_TEXT	INTERPRETED_QUALIFIERS	RESULT_TEXT	INTERPRETED_QUALIFIERS	RESULT_TEXT	INTERPRETED_QUALIFIERS	RESULT_TEXT	INTERPRETED_QUALIFIERS	RESULT_TEXT
ST7-053123	J	36.2	U	37.2	U	26.6	U	156	U	1830
ST7-053123-G	J	7.2	U	7.4	U	6.7	J	31.1	U	151
ST7-081307	U	170	U	850	U	170	U	850	U	310
ST7-081307G	U	110	U	540	U	110	U	540	U	250
ST7-090506	U	360	U	1800	U	360	U	1800	U	640
ST7-092308	U	72	U	360	U	72	U	360	U	190
ST7-092308G	U	170	U	870	U	170	U	870	U	240
ST7-101520-G	U	39.5	U	53.7	U	47.6	U	156	U	93.9
ST7-110705	U	88	U	440	U	88	U	440	U	590
ST7G-090506	U	40	U	200	U	40	U	200	U	97
TRENT-D-102820	J	39.7	U	53.9	U	168		156	U	409
		40.9		59		56		234		280
		581		581		581		579		569

Phenanthrene ug/kg		Phenol ug/kg		Polychlorinated Biphenyls ug/kg		Pyrene ug/kg		TEQ ng/kg		
SYS_SAMPLE_CODE	INTERPRETED_QUALIFIERS	RESULT_TEXT	INTERPRETED_QUALIFIERS	RESULT_TEXT	INTERPRETED_QUALIFIERS	RESULT_TEXT	INTERPRETED_QUALIFIERS	RESULT_TEXT	INTERPRETED_QUALIFIERS	RESULT_TEXT
ST7-053123		1210		1740	J	972				
ST7-053123-G		43.3		147.3		149				
ST7-081307		170	U	198		430				18.2
ST7-081307G		110	U	25		320				30.4
ST7-090506		360	U	220		940				18.3
ST7-092308		72	U	457	J	320				28.2
ST7-092308G		170	U	115		340				5.3
ST7-101520-G	J	40.9	U	52.3		307				
ST7-110705		99		180		970				6.7
ST7G-090506		45	U	67	J	140				
TRENT-D-102820		113		121.9		826				

115	PCBs	105	550	10.377	16.4
	Median=				
580	N=	649	569	5	197
	SQS	130			
	CSL	1000			
	Exceed SQS	282			
	Exceed CSL	25			
	Percent Exceed SQS	43.45%			
	Percent Exceed CSL	3.85%			
	NonDetects	150			
	NonDetect Percent	23.11%			
	Mean	281.1164869			
	Min	8.8			
	Max	13300			
	2x Median	210			

Total Fines %		Total Organic Carbon %		Very Coarse Sand %		Very Fine Sand %		Very Fine Silt %		
SYS_SAMPLE_CODE	INTERPRETED_QUALIFIERS	RESULT_TEXT	INTERPRETED_QUALIFIERS	RESULT_TEXT	INTERPRETED_QUALIFIERS	RESULT_TEXT	INTERPRETED_QUALIFIERS	RESULT_TEXT	INTERPRETED_QUALIFIERS	RESULT_TEXT
ST7-053123		13.3		10.9		6.8				388
ST7-053123-G		1.39		6.1		1.4				382
ST7-081307		2.62		10.4		9.2		2.2		401
ST7-081307G		3.22		5.2		16.2		1.8		163
ST7-090506		6.89		11.5		5.3		1.3		387
ST7-092308		8.28		11		11.1		1.4		554
ST7-092308G		4.89		23.8		2.6		0.7		271
ST7-101520-G		0.94								178
ST7-110705		15.1		14.7		4.1		0.6		400
ST7G-090506		0.82		15.4		0.6				271
TRENT-D-102820		11.3								2130

5.35

593

7.35

440

6.3

439

2

Zinc	
Median=	429
199 N=	576
SQS	410
CSL	960
Exceed SQS	294
Exceed CSL	81
Percent Exceed SQS	51.04%
Percent Exceed CSL	14.06%
NonDetects	0
NonDetect Percent	0
Mean	560.7072917
Min	35.5
Max	6110
2x Median	858

Appendix B: All Data for Prioritization

Zinc mg/kg	
SYS_SAMPLE_CODE	INTERPRETED_QUALIFIERS
ST7-053123	
ST7-053123-G	
ST7-081307	
ST7-081307G	
ST7-090506	
ST7-092308	
ST7-092308G	
ST7-101520-G	J
ST7-110705	
ST7G-090506	
TRENT-D-102820	

Appendix C: Citywide Programs that Support Source Control

Contents

1. Spill Response Program	1
2. Water Quality Investigation Program	1
3. Illicit Discharge Detection and Elimination	1
4. Private Facility Maintenance	6
5. City Drainage/Wastewater Facility Maintenance	6
5.1. Annual catch basin inspection and maintenance	7
5.2. Stormwater Facilities.....	7
6. Transportation	7
6.1. Street Sweeping	8
6.2. Corridor projects	8
6.3. Arterial Asphalt Concrete (AAC) Program	8
6.4. Additional Paving Programs	8
6.4.1. Arterial Major Maintenance.....	9
6.4.2. Non-Arterial Street Resurfacing and Restoration (NASRR)	9
6.4.3. Slurry Sealing.....	9
6.5. Street Use Permits	9
6.5.1. Street Use Permit Inspection and Enforcement.....	10
6.6. Transportation Planning.....	11
6.6.1. Freight Mobility Study	11
7. Stormwater Management/Code	11
7.1. New and Redevelopment Requirements for Stormwater Treatment.....	12
7.2. Controlling Runoff from Construction Sites	13
7.3. Citywide Source Control Requirements	14
7.4. Utility Mapping Program	14
8. Public Outreach and Education	15
8.1. Auto Maintenance Program.....	15
8.2. Protect our Waters Community and Youth Programs.....	15
8.3. Spill Kits.....	16
8.4. Seattle Green Business Program	16
9. Interdepartmental Coordination	16
9.1. Drainage Plan/Permit Review	16
9.2. Potential Future Improvements	17
9.3. NPDES Coordination.....	17
9.4. Interdepartmental Team for Development Projects.....	18
9.5. SPU Project Switchboard.....	18
9.6. Interdepartmental Team for Coordinated Infrastructure.....	18
9.7. Stormwater Code Coordination	18

10.	Managing Contamination on City-Owned Property	18
10.1.	Managing Contamination In City ROW.....	19
10.2.	City Permitting of Cleanup in the ROW and Ecology Coordination	19
11.	Agency Coordination	20
11.1.	Duwamish Inspectors Group Coordination	20
11.2.	Lower Duwamish Source Control Group	20
11.3.	Tackling Regional Issues	21
11.4.	CERCLA Coordination	23
11.4.1.	Remedial Design Sampling	23
11.4.2.	CERCLA Cleanup Schedule and Ecology Source Control Sequencing.....	23
11.5.	MTCA Coordination In The ROW	23
12.	References	24

Tables

Table C-1:	SPU IDDE screening parameters.....	2
Table C-2:	Miles of streets in the LDW by basin and ownership.....	7
Table C-3:	City permitting responsibilities.....	17

Figures

Figure C-1:	IDDE process.....	4
-------------	-------------------	---

The City of Seattle has coverage under the 2024 Phase I Municipal Stormwater Permit for stormwater discharges from the City-owned MS4. The permit requires the City to implement programmatic stormwater BMPs to reduce the discharge of pollutants to the maximum extent practicable (MEP) using all known, available and reasonable methods of prevention, control and treatment (AKART). The permit outlines programmatic elements that permittees are required to implement. The City implements these programs City wide where the City-owned MS4 is located. Below are descriptions of the City-wide programs that specifically address source control and are applied in the LDW as part of Seattle’s Source Control Implementation Plan.

1. Spill Response Program

The City operates a 24/7 spill response program to respond to spills and discharges that are affecting City infrastructure and receiving water bodies. Calls are dispatched through the City’s Operations Response Center. Once the call is received, the on-call responder is paged and reports directly to the site. The role of the responder is to evaluate the scene, including all safety issues, and coordinate cleanup for the affected infrastructure and/or environment. Responders mobilize an on-call clean up contractor when necessary. SPU coordinates closely with Ecology Spill Response, Seattle Fire and Police, WSDOT and Coast Guard in protecting resources. SPU recently worked with WSDOT and Ecology to improve reporting and response on State-owned highways affecting local infrastructure and water bodies. SPU enforces in cases where it is consistent with source control procedures and regularly recovers cleanup costs when a responsible party can be identified.

2. Water Quality Investigation Program

The City provides a publicly listed Water Quality Hotline and web form (<http://www2.seattle.gov/util/forms/surfacewater/surfacewaterForm.asp>) for the public to report potential stormwater, illicit discharge, and other water quality related problems. SPU maintains the hotline and responds to calls, which are left on a message system that sets off a messaging system to alert responders. This program also receives investigation reports directly from other City departments and agencies. If a spill is reported, the caller is directed to call the Operation Response Center (ORC) at 206-386-1800 to report the spill so that a Spill Coordinator can be dispatched immediately. SPU responds to water quality investigation calls within three business days, most often the same day. The team uses the enforcement process described in Appendix A to determine when enforcement is warranted. If a concern is reported at a business, an inspection is conducted.



3. Illicit Discharge Detection and Elimination

The goal of the Illicit Discharge Detection and Elimination (IDDE) Program is aimed at preventing, identifying and eliminating non-stormwater discharges to the City-owned MS4. SPU uses the term IDDE to mean its Dry Weather Screening Program. The City employs a systematic approach to finding illicit discharges and illicit connections using dry weather field screening and source tracing at key locations in the City-owned MS4. Field

screening is designed to identify and characterize dry-weather flows and attempt to identify pollutants which may indicate illicit discharges or connections. The dry weather field screening program uses the following process to find illicit discharges/connections:

- Prioritizing drainage basins for field screening using existing data and basin characteristics to evaluate the potential for illicit discharges and illicit connections.
- Identifying screening parameters to use as indicators of discharges
- Performing field testing using the screening parameters
- Conducting data review to compare screening results to trigger levels
- Source tracing up the drainage where the comparison suggests that problems exist
- Identifying and removing sources of illicit discharges and connections when found.

Drainage basins have been prioritized for field screening using existing data to weight the potential for illicit discharges and illicit connections. Factors considered during prioritization include drainage basin size, previous data collection efforts, areas of the MS4 that discharge to 303(d) listed water bodies, areas of the MS4 that discharge in the vicinity of public water access, and areas where storm drain separation projects have occurred in the past. These screening factors are tabulated and weighted by drainage basin to generate a priority list for IDDE screening.

Field screening consists of visual observations, field measurements, and laboratory analysis of chemical and biological parameters to characterize flowing discharges. When flow is not present, the field screening element relies on visual observations, such as damage or staining of the MS4 infrastructure as an indication of the presence of intermittent or transitory discharges. Table C-1 details the parameters typically used to identify and characterize flow types and to determine if an illicit discharge or illicit connection is suspected at each sample location. Literature has indicated that these screening parameters have been useful for identifying and characterizing residential, commercial, and industrial discharges (Brown, Caraco & Pitt, 2004).

Table C-1: SPU IDDE screening parameters.

Screening Parameter	Parameter Type	Trigger Parameter
Color	Field observation	Yes
Odor	Field observation	Yes
Floatables	Field observation	Yes
Turbidity	Field observation	Yes
Conductivity	Field analysis	Yes
pH	Field analysis	Yes
Temperature	Field analysis	Yes
Estimated flow	Field analysis	No
Fluoride	Laboratory analysis – SPU Water Quality Lab	Yes
Surfactants	Field analysis	Yes
Ammonia	Field analysis	Yes
Potassium	Laboratory analysis – SPU Water Quality Lab	Yes
Fecal Coliform	Laboratory analysis - SPU Water Quality Lab	Yes

The general approach to field screening is to begin at an accessible location at or near the discharge point of a drainage basin, such as an outfall, maintenance hole, ditch, or other drainage structure. Field screening is performed at multiple key locations in most drainage basins instead of relying on one observation at the outfall. The size of the drainage basin is used to determine the number of locations screened. In large basins, key

upstream maintenance holes representing major branches are screened to help detect discharges that may be diluted, and therefore, masked by blended flows at downstream locations. Source control inspection staff are responsible for field sampling and collection of samples for laboratory analyses. Sample collection consists of grab samples of flowing water. Field screening is conducted during the summer months during dry weather conditions.

For the purposes of the IDDE program, dry weather means no more than 0.04 inches of rainfall in the preceding six-hour period, with no more than 0.02 inches of rainfall in any one-hour period. Field screening samples are not collected when stormwater runoff is entering the drainage system, because stormwater will interfere with the sampling and measurement of potential illicit discharges/connections. The sampling schedule must also account for tidal intrusion in areas of the City influenced by tidal flows.

The principal components of SPU's field screening element are (Figure C-1):

- Field observations of the physical and environmental conditions at each site
- Field analyses by in-situ chemical screening
- Source tracing if illicit discharges or illicit connections are suspected based on the field observations or field analyses
- Laboratory analysis of the collected samples for the remaining chemical parameters
- Additional source tracing based on laboratory analyses.

Source tracing in response to a field observation or analysis is initiated when one or more of the trigger levels for parameters listed have been reached. Many of the drainage maintenance holes in the City of Seattle have several inlets; therefore, several samples may be taken at each location which can result in detection of multiple triggers. Thus, the sequence of source tracing at complex sites is prioritized based on public health and safety. For instance, flows with elevated fecal coliform values are prioritized overflows with elevated fluoride values as fecal coliform is an indicator of sewage which has the potential to be a public health risk. Additional source tracing based upon laboratory analysis of samples follows the same process as detailed in the field analysis section. Tracing will generally occur within 3 days after receiving and reviewing laboratory results. After one sub-basin is investigated, staff will return to the remaining areas that exhibited other lower priority triggers until all are investigated.

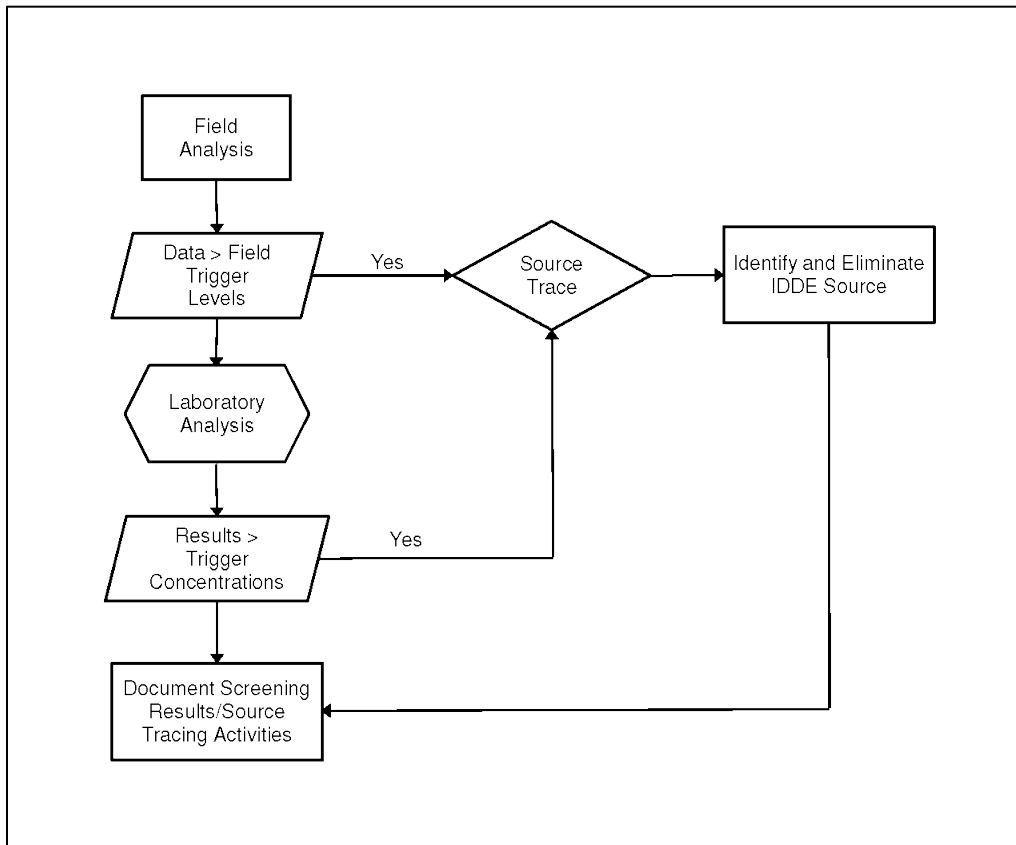


Figure C-1: IDDE process.

Occasionally, source tracing a specific trigger, such as conductivity, does not lead to an obvious pollution source, and SC field staff have reason to believe the trigger source is from a natural occurrence. In these instances, the surrounding area will be investigated visually for any potential pollution source(s), and field and lab data will be carefully reviewed to identify the most likely cause of the trigger to be natural. In some cases, there may be outstanding triggers as the IDDE dry field season ends. In these instances, field staff will review the field and laboratory data to assess each individual trigger in relation to public health and safety. Triggers suspected to be a potential severe threat to human health or the environment will be investigated further into the wet season following 'dry weather' conditions (i.e., maximum of 0.04 inches of rainfall in the preceding six hours, with no more than 0.02 inches of rainfall in any one-hour period). Techniques such as closed-circuit television (CCTV), smoke testing, and basic source tracing (i.e. visual observations, odor etc.) may be used to trace and locate sources.

4. Private Facility Maintenance

As required under the City's Phase I Municipal Stormwater permit, the SPU Source Control team inspects private stormwater flow control and treatment facilities throughout the City. In 2011, SPU conducted a study that justified a less frequent inspection of private stormwater facilities and informed Ecology that starting in 2012 SPU would be conducting private stormwater facility inspections for compliance with the permit on a two-year inspection cycle. SPU currently inspects about 580 private facilities in the LDW. SPU facility inspectors require private facilities to be maintained in accordance with Appendix D of the City Stormwater Manual, Volume III. Private facilities in the Duwamish are typically inspected in conjunction with routine business inspections conducted as part of the LDW source control program. Facility inspections use the same enforcement procedures as the Source Control business inspection program.

5. City Drainage/Wastewater Facility Maintenance

SPU's Drainage and Wastewater Line of Business, Drainage and Wastewater Systems Maintenance Division is responsible for operating and maintaining city-owned stormwater drainage assets. Work is conducted in accordance with the current Stormwater Code (2021), and the current Directors' Rule (SDCI 21-2021/SPU DWW 200) City of Seattle Stormwater Manual, both of which are being updated to meet the requirements within the Western Washington Stormwater Manual and 2024 NPDES Phase I Municipal Stormwater Permit. Appendix G of the manual (Stormwater Control Operations and Maintenance Requirements) outlines inspection, maintenance, and record keeping requirements for stormwater management facilities, both public and private, in the City. In some cases, the City owns or operates facilities with site-specific maintenance requirements that require facility-specific maintenance standards. For these situations, the City has developed facility specific standard operating procedures that incorporate the inspection and maintenance requirements of Appendix G as well as detailed information such as the location and access restrictions of facilities, necessary equipment, safety procedures and maintenance procedures.

Inspection and maintenance of stormwater drainage assets are managed through routine preventive maintenance (PM) work orders, non-routine service request (SR) work orders, and work orders through the Maximo Asset Management software program, which SPU uses to manage and track drainage and wastewater assets. The Maximo system is tied to City GIS so that work order information in Maximo is tied to the spatial data for the asset in GIS. Work orders are assigned to Drainage and Wastewater System Maintenance Division Crews along with asset information and location. The Drainage and Wastewater System Maintenance Division Crews conduct the work and then document completion of work and additional maintenance needs in a mobile Maximo application. Maximo allows Field Operation Crews and Management to track and report on progress towards permit required operation and maintenance requirements.

Other City Departments, such as Seattle Department of Transportation, Fleets and Facilities (FAS), Seattle Parks and Recreation, and Seattle City Light are responsible for operating and maintaining stormwater facilities and implementing operation and maintenance policies and procedures specific to the properties they manage.

5.1. ANNUAL CATCH BASIN INSPECTION AND MAINTENANCE

SPU annually inspects all catch basins located within the right-of-way and maintains those that exceed the maintenance standards within 6-months of discovery. SPU's catch basin inspection program is implemented by two crews, one for inspection and one for maintenance. Inspections are completed by a one-person crew, except on busy arterials where additional crew are needed for traffic control. Each crew inspects all catch basins located within a map grid and utilizes a geographically-based catch basins inspection program to enter data, such as sediment depths measured, and general condition of lids, inlets, and traps. Conditions that indicate follow-up maintenance is necessary (such as solids depths greater than 1.5 feet, which is generally assumed to be equivalent to 60 percent of the sump depth in most catch basins) result in follow-up work orders that are implemented by the underground crew with appropriate equipment (e.g., vactor trucks for removing sediment). During the inspection, crews remove solids from inlets and debris from inlet lines during catch basin inspections.

Evaluation of data collected by SPU crews between 2009 and 2016 indicate that between 12 and 30 percent of catch basins in the LDW required cleaning each year, and 43 percent of all catch basins in the LDW did not require cleaning in any of the eight years for which they were inspected. The average time between catch basin cleanings is 3-years.

5.2. STORMWATER FACILITIES

SPU schedules and coordinates inspection and maintenance of conventional and innovative (e.g., Green

Stormwater Infrastructure (GSI)) stormwater facilities owned or operated by the City on an annual basis and following 10-year 24-hour storm events. The Drainage and Wastewater System Maintenance Division at SPU is responsible for inspecting and maintaining stormwater facilities located in the right-of-way and that are owned, operated or maintained by SPU. Stormwater facilities owned by the City, but located outside of the right-of-way, are inspected and maintained by the City Department that manages the property unless there is an agreement between SPU and the City Department.

6. Transportation

SDOT is responsible for maintaining streets and bridges in the City. There are approximately 724 miles of roadway in the LDW. A breakdown of roadways by basin (i.e., MS4 versus combined sewer) and ownership is provided in Table C-2.

Table C-2: Miles of streets in the LDW by basin and ownership.

Owner	MS4 (miles)	Combined sewer area (miles)
City	143	507
County	0	0.3
State	0.02	39.1
Private	0.36	1
Total	177	547

SDOT activities are funded from a variety of sources, including federal and state grants, gas tax revenues, local fees, and the City's General Fund. Federal and state grants must be matched with local funds.

In 2015 Seattle voters passed Move Seattle, a nine-year, \$930 million property tax levy which was a significant source of funding for the transportation budget. This levy replaced funds previously obtained from the Bridging the Gap levy that helped fund SDOT between 2006 and 2015. The Move Seattle funds supported pavement maintenance and corridor improvement projects. The Move Seattle 10-year Strategic Vision for Transportation set forth methods for identifying streets as priority corridors for investment and ranking projects proposed for these corridors. The Move Seattle methodology used several factors including leveraging opportunities, funding availability, community support, SDOT's existing commitments, geographic equity, and avoidance of major maintenance to prioritize capital projects.

In 2024, Seattle voters approved a new Seattle Transportation Levy, allocating \$1.55 billion dollars towards maintaining and modernizing the city's transportation infrastructure. SDOT is currently planning projects to utilize these approved Levy funds, which will include projects within the LDW to improve transportation infrastructure and to address potential pollutants from these pathways. It is expected that the methods used to determine projects included in this levy funding will be similar to those used during the 2015 Move Seattle Levy.

6.1. STREET SWEEPING

Public rights-of-way encompass approximately 26 percent of the total land area draining to the LDW. The City has swept streets in Seattle since the turn of the century to control litter. In 2011, SPU and SDOT modified the street sweeping program to improve pollutant removal capabilities. Sweeping is conducted by SDOT staff with funding for the pollutant removal improvements provided by SPU. Modifications to the street sweeping program included using high efficiency, regenerative air sweepers in areas served by separated storm drains and reducing sweeper speed to enhance particle pickup. Between 2014 and 2019, sweeping was conducted every other week on 23 sweeping routes in the LDW, except for the S Myrtle SD route, which is swept weekly in accordance with Appendix 13 of the NPDES Phase 1 Municipal Stormwater Permit. Active street sweeping

routes in the LDW are shown on Map 55 of the Map Atlas. Except for industrial streets in the South Park neighborhood, the majority of sweeping routes in the LDW are focused on arterial streets, and in the LDW the majority of arterials discharge to the combined sewer.

6.2. CORRIDOR PROJECTS

Corridor projects install a suite of improvements within a specific geographic area. These improvements can focus on bike facilities, safety improvements, utility upgrades, providing greenways, traffic revisions, transit lanes, and freight corridors, but they also include significant pavement improvements. The repaving will reduce the amount of sediment generated and will increase the effectiveness of the sweeping BMP.

6.3. ARTERIAL ASPHALT CONCRETE (AAC) PROGRAM

SDOT's Arterial Asphalt and Concrete Program resurfaces several major arterial streets each year with the larger goal of enhancing both mobility and safety citywide. The projects are prioritized and selected by SDOT's Pavement Engineering and Management Section based on pavement condition, volume and type of traffic, identified needs of residents and businesses, opportunities for coordination with other capital projects, and identified maintenance and liability concerns. These paving projects include enhancements such as improved curb ramps and sidewalks, providing a safer and more convenient pedestrian environment, as well as road markings and signal detectors to help bicycles and vehicles share the road more safely.

6.4. ADDITIONAL PAVING PROGRAMS

In addition to the capital project programs, SDOT operates paving programs that are implemented by SDOT's in-house crews and a slurry sealing program that is normally scheduled each summer if funds are available. Schedule and actual completion of projects depend upon funding, project scopes, and competing work priorities. Because of this uncertainty, projects in these programs are typically planned up to two years in advance.

6.4.1. Arterial Major Maintenance

This is a program implemented by SDOT in-house Maintenance Operations crews. The program typically has funds to repair approximately 8 lane miles per year from a list of about 65 targeted locations. The jobs typically consist of one to three blocks of mill and overlay or replacement of eight to ten concrete panels. No project exceeding \$150,000 in value can be constructed by crews, so only projects that do not trigger drainage improvements per Seattle Stormwater Code are undertaken. About 65 percent of work is planned about a year in advance, the remainder is complaint-driven. For the planned portion of AMM projects there are several areas that are repaired annually because they fail repeatedly but have not been upgraded by an AAC project. AMM priority locations are near schools, hospitals, or bike routes or in an area where the work can be combined with other City departments. As much as 35 percent of the AMM budget is spent constructing ramps for ADA compliance.

Improvements to street conditions reduces the generation of solids and enhances the ability of street sweeping to remove solids and associated pollutants before they can enter the drainage system. These maintenance projects typically do not trigger stormwater code-required infrastructure upgrades. However, in some instances SPU may partner with SDOT to upgrade infrastructure.

6.4.2. Non-Arterial Street Resurfacing and Restoration (NASRR)

This is a program operated in the same manner as the AMM program except that the streets repaired are non-arterials. This is the only SDOT maintenance program that addresses pavement conditions on non-arterials, and its budget covers about 2 lane-miles per year. As for the AMM program, improvements to street conditions through the NASRR program reduce the generation of solids and enhances the ability of street sweeping to remove solids and other pollutants before they can enter the drainage system.

6.4.3. Slurry Sealing

Slurry seal is a type of protective seal coat which extends pavement life. It's a thin layer of asphalt emulsion blended with finely crushed stone for traction. The streets chosen for this process are selected based on pavement age, pavement maintenance history and inspection results from Maintenance Operations Division. They are mostly low-volume, non-arterial streets.

6.5. STREET USE PERMITS

SDOT permits all activities in the public rights-of-way; permits are required for any work or occupation of the right-of-way. There are over 60 types of street use permits. SDOT has incorporated stormwater best management practices into the Street Use Permit process to control potential sources of pollutants from leaving the right-of-way and entering the City owned MS4, which helps control and regulate potential sources of pollution and provides an enforcement tool to regulate potential pollutant generating activities. The most common permits associated with source control efforts are listed below:

- Encroachments. Annual/Renewable Street Use Permits are issued for long-term use of the rights-of-way such as signs, retaining walls, structural overhangs, and sidewalk cafes. These permits require an annual fee and in some cases liability insurance or public place indemnity agreements. Although these permits are issued for uses that may seem permanent, they are considered temporary in nature and can be revoked within 30 days. Many businesses in the LDW maintain Annual Street Use Permits to store equipment and other materials in the right-of-way.
- Shoring and Excavation permits are issued for excavations in or near a public right-of-way that could by the nature of the excavation affect the integrity of the right-of-way or utilities located in the right-of-way. SDOT reviews any proposed excavation that would be greater than three feet deep immediately adjacent to any given public right-of-way.
- Street Improvement Permits are required when development activities trigger requirements for street paving, curbs, or sidewalks and include construction of utilities necessary to serve the private property development. These improvements must meet SDOT design criteria.
- Utility permits are issued to private contractors and public agencies for the installation of underground and overhead utility mains and services in the public rights of way. They include power, communication, gas, steam, water, sewer, drainage, and privately owned facilities such as oil pipelines.
- Use of Street and Sidewalks for Construction and Other Purposes. Street Use permits are issued for temporary use of the rights of way during construction such as material storage, scaffolding, crane placement, or crossing curb and sidewalk with heavy equipment. Other types include private uses of the right of way such as planting trees, signs, and block parties, or other special events. These permits are considered temporary in nature and can be revoked within 30 days.
- Gardening in Planting Strip. Street Use permits are not required for gardening activities in the planting strip. However, a permit is required when planting a tree or installing hardscape elements, like raised planting boxes or pavers, in the planting strip. These permits are free.

In 2012, SDOT revised all the street use permits that involve storage of materials in the right-of-way to include requirements for incorporating best management practices to control stormwater.

6.5.1. Street Use Permit Inspection and Enforcement

Following issuance of a Street Use Permit, SDOT conducts inspection and if warranted, enforcement to require permittees to comply with the stormwater best management practices required by the Street Use Permit.

During an inspection, the SDOT inspectors verify that the installation and use of the required stormwater best management practices at each site are consistent with the permit. Any deviation from compliance is addressed immediately by the SDOT inspector until compliance with the stormwater best management practices in the

permit are achieved. Upon closing a Street Use Permit, the SDOT Inspector conducts a final walk-thru to verify that all required temporary stormwater best management practices have been removed, permanent stormwater best management practices (if required) are properly installed and vegetative areas are restored. If there is a violation of the Street Use permit requirements, SDOT inspectors use the following progressive enforcement system to achieve compliance:

- Step 1 - Verbal Warning. A SDOT inspector can issue the permit holder and verbal warning to correct the deficiency to achieve compliance. Verbal warnings are used when the violation or deficiency is minor and there is no impact to the City owned MS4. A follow-up inspection is conducted to determine compliance.
- Step 2 – Written Correction Notice. When an SDOT inspector determines that there are or may be impacts to the City owned MS4 a Written Correction Notice is issued to the permit holder and requires immediate corrective actions. Written Correction Notices specify that a follow-up inspection will be conducted to determine that stormwater best management practices have been implemented and the impact to the City-owned MS4 has been eliminated. If during the follow-up inspection it is determined that the permit holder has not complied, the SDOT inspector may proceed to Step 3 and issue Street Use Citation with penalty.
- Step 3 – Street Use Citation. A SDOT Inspector may issue a Street Use Citation in situations where a direct violation of stormwater best management requirements is observed or if the requirements of a Written Correction Notice are not found to be adequate during a follow up inspection. SDOT Inspectors can issue “Stop Work” orders for violations causing immediate impact to the City-owned MS4.

6.6. TRANSPORTATION PLANNING

SDOT is in the process of planning projects utilizing the funds allocated for transportation projects that voters approved in 2024’s Seattle Transportation Levy. While many projects were planned prior to the levy’s passage, SDOT is in the process of prioritizing the use of these funds and determining the schedule with which the projects will be implemented.

SDOT and SPU coordinate on capital projects through the mechanisms described in Section 9.4. During future coordination, SPU will use the prioritization described in Appendix E to identify where the best opportunities to meet source control goals align with SDOT transportation goals and recommend partnering projects. This partnering may result in shared projects that result in improved roadways and retrofitting stormwater facilities.

6.6.1. Freight Mobility Study

The Freight Master Plan (FMP), which was adopted by the Seattle City Council on September 26, 2016, is a transportation planning study which identified and prioritized capital and program improvements to maximize the movement of freight in the City and the region. The Duwamish Manufacturing and Industrial Center (MIC), located in the LDW drainage basin, is one of the focal points of the FMP. See the following website for more information: <https://www.seattle.gov/transportation/sdot-document-library/citywide-plans/modal-plans/freight-master-plan>.

The Freight Master Plan used a framework for prioritizing projects, which includes environmental considerations (benefits to water quality), when scoring and ranking projects. Projects entering actual project development and design will be scoped to reflect all applicable City code requirements for storm water management and developed in conjunction with Seattle Public Utilities. As a major part of improving freight movement in and out of the Duwamish MIC, the East Marginal Way Corridor Improvement Project was made a top priority in the FMP. Additional smaller projects, in and around the East Marginal Way Improvement project footprint, will complement the work being done on East Marginal Way that will benefit the LDW drainage basin.

7. Stormwater Management/Code

Stormwater management in Seattle is guided by the NPDES Phase I Municipal Stormwater Permit (MS4 permit) and the City Stormwater Code (SMC 22.800-808) and associated technical manuals, known as SPU/DPD Directors' Rules. The MS4 Permit requires that the City have an ordinance and manuals for stormwater management that are equivalent to the Ecology Stormwater Management Manual for Western Washington. To meet this requirement, the Stormwater Code and Directors' Rules were updated in 2021 and determined by Ecology to be equivalent. All Directors' Rules can be downloaded from the following City website: [https://www.seattle.gov/sdci/codes/codes-we-enforce-\(a-z\)/stormwater-code](https://www.seattle.gov/sdci/codes/codes-we-enforce-(a-z)/stormwater-code). In 2024, Ecology issued a new MS4 Permit and updated the Ecology Stormwater Management Manual for Western Washington, as required every five years. SPU is in the process of updating the City Stormwater Code to meet or exceed the requirements contained within the Ecology documents. These updates are expected to be completed by the fall of 2025 and go into effect January 1st, 2026.

The Stormwater Code contains regulatory requirements that provide for and promote the health, safety, and welfare of the general public and is designed to:

- Protect, to the greatest extent practicable, life, property, and the environment from loss, injury, and damage by pollution, erosion, flooding, landslides, strong ground motion, soil liquefaction, accelerated soil creep, settlement and subsidence, and other potential hazards, whether from natural causes or from human activity.
- Protect the public interest in drainage and related functions of drainage basins, watercourses, and shoreline areas.
- Protect receiving waters from pollution, mechanical damage, excessive flows and other conditions in their drainage basins that will increase the rate of down cutting, streambank erosion, and/or the degree of turbidity, siltation, and other forms of pollution, or which will reduce their flow rates or flow levels to levels which degrade the environment, reduce recharging of groundwater, or endanger aquatic and benthic life within receiving waters.
- Meet the requirements of state and federal law and the City's municipal stormwater National Pollutant Discharge Elimination System permit.
- Protect the functions and values of environmentally critical areas as required under the state's Growth Management Act and Shoreline Management Act.
- Protect the public drainage system from loss, injury, and damage by pollution, erosion, flooding, landslides, strong ground motion, soil liquefaction, accelerated soil creep, settlement and subsidence, and other potential hazards, whether from natural causes or from human activity.

To support implementation of the Stormwater Code, the Directors of SPU and SDCI have promulgated rules that provide specific technical requirements, criteria, guidelines, and additional information. In addition to the City's Stormwater Code requirements, the SDOT Right-of-Way (ROW) Improvements Manual specifies how drainage features can be incorporated into the streetscape and permitting requirements for use of the right-of-way. Specific references for locating City stormwater-related information are included below:

- Stormwater Manual Volume 1: Project Minimum Requirements describes minimum requirements for all types of land development and redevelopment and provides site assessment and planning steps, as well as drainage control review requirements (City of Seattle 2021a).
- Stormwater Manual Volume 2 Construction Stormwater Control contains temporary erosion and sediment control technical requirements which are required to prevent contaminants from leaving projects during construction. It also provides submittal requirements for drainage control review to help ensure that stormwater controls are appropriately implement during construction (City of Seattle 2021b).

- Stormwater Manual Volume 3: Project Stormwater Control provides approved methods, requirements, criteria, details, and general guidance for analysis and design of flow control, water quality, and GSI facilities (City of Seattle 2021c).
- Stormwater Manual Volume 4: Source Control provides information to help individuals, businesses, and public agencies in Seattle implement appropriate best management practices (BMPs) for controlling pollutants at their source and preventing contamination of stormwater runoff (City of Seattle, 2021d).
- Stormwater Manual Volume 5: Enforcement provides standards, guidelines, and requirements for enforcing the Stormwater Code (City of Seattle, 2021e).
- SDOT Right-of-Way Improvements Manual, Chapter 2 defines permitting procedures for SDOT: <https://www.seattle.gov/transportation/permits-and-services/permits/rules-and-codes#rightofwayimprovementguidanceandrequirements>

7.1. NEW AND REDEVELOPMENT REQUIREMENTS FOR STORMWATER TREATMENT

New and redevelopment projects, including public projects, are regulated by the City of Seattle’s Stormwater Code, Seattle Municipal Code 22.800-808 and depending on project size and location are required to comply with the on-site stormwater management, water quality, and construction site stormwater pollution prevention requirements of the code. Because the LDW is a large receiving water body, projects are not required to implement flow controls unless they discharge to the combined sewer system.

On-Site Stormwater Management - Parcel-based projects where either the total new plus replaced hard surface is 1,500 square feet or more or the land disturbing activity is 7,000 square feet or more, are required to implement On-Site Stormwater Management BMPs to reduce the runoff volume and pollutants from development using infiltration, dispersion, or retention. On-site Stormwater Management is required for

roadway projects where there are 2,000 square feet or more of new plus replaced hard surfaces or 7,000 square feet or more of land disturbing activity.

The On-site Performance Standards require that the post-development stormwater discharge durations shall match the discharge durations of a pre-developed pasture condition for the range of pre-developed stormwater discharge rates between the 1 percent and 10 percent exceedance values.¹ The On-Site requirements can also be met by selecting from lists of best management practices (BMPs) that have been established for each type project (e.g., single family residential, trail and sidewalk, parcel-based, and roadway). Modelling is typically not required when using the On-Site List approach.

Water Quality Treatment Minimum Requirements Parcel based projects are required to install water quality treatment BMPs if they create greater than or equal to 1,500 square feet of new plus replaced pollution-generating impervious surface (PGIS) or greater than or equal to 7,000 square feet of land disturbing activity and, 1) the replaced hard surface is greater than or equal to 5,000 square feet or more of new plus replaced PGIS or 2) greater than or equal to ¾ acres of pollution-generation pervious surface.

Water quality treatment is required for roadway projects if, 1) the site has less than 35 percent existing hard surface coverage and the hard surface is 5,000 square feet or more, or 2) the site has greater than or equal to 35 percent existing impervious surface and the projects total new pollution-generating hard surface is 5,000 square feet or more, and the total new plus replaced pollution-generating pervious surfaces is ¾ acres or more, and the project discharges stormwater in a natural or man-made conveyance system from the project site.

PGIS is defined as any impervious surface that is considered to be a significant source of pollutants. PGIS include those that are subject to vehicular use, industrial areas that engage in activities such as manufacturing, chemical or waste storage, or storage of leachable or erodible materials. Water quality treatment facilities such as wet/infiltration ponds, vaults, media filters, biofiltration swales/strips are required to remove 80 percent of total suspended solids from runoff. Because many of the pollutants found in urban stormwater tend to adhere to particles, these facilities are also effective in reducing the pollutant load.

7.2. CONTROLLING RUNOFF FROM CONSTRUCTION SITES

All projects are required to implement effective BMPs to control erosion, sediment transport, and other pollutant discharges during construction. Projects that will conduct a significant amount of excavation dewatering are also required to submit a dewatering plan for review and obtain a permit from SDCI as documented in SPU DR 02-04 (Side Sewer Permit for Temporary Dewatering). Construction dewatering involves the removal of groundwater and accumulated stormwater encountered during excavation activities. Depending on the location of the project and site conditions, stormwater and dewatering water may be treated and discharged to the storm drain system or discharged directly to the combined sewer system. It is SPU's policy to treat and discharge water from construction projects to the City drainage system or, if available, a receiving water body to avoid putting extra flow in the sanitary and combined sewer systems. Exceptions can be made for very short duration projects or if construction cannot be economically treated to permit discharge to the City drainage system.

City requirements for temporary dewatering on construction sites are described in Section 5.16 of Volume 2 (Construction Stormwater Control) of the City's Stormwater Manual (City of Seattle, 2021B). Discharges to the combined sewer must obtain a Side Sewer Permit for Temporary Dewatering from the City of Seattle and comply with King County's Industrial Waste Program requirements.

¹ Percent exceedance is the percent of time, over the simulation period (i.e., 158 years), that a given flow is equaled or exceeded.

7.3. CITYWIDE SOURCE CONTROL REQUIREMENTS

The Ecology-issued NPDES Phase I Municipal Stormwater Permit requires that the City enact and enforce ordinance(s) requiring application of source control Best Management Practices (BMPs) that are functionally equivalent to the source control BMPs in Volume IV of the Stormwater Management Manual for Western Washington. The City has enacted the specific requirements for controlling sources of pollutants in urban stormwater in the Stormwater Code and the Directors' Rule Volume 4, Source Control (Seattle 2021d). Ecology has determined that the City's Code and Directors' Rules are functionally equivalent to the state's manual. Seattle's Stormwater Code and Stormwater Manual, which establishes the pollution prevention requirements for all properties, as well as for specific business activities, forms the basis for the business inspection program and enforcement authority that SPU has implemented in the LDW. The following seven BMPs are required for all real property in Seattle:

- Eliminate illicit connections to storm drains
- Perform routine maintenance for drainage system
- Dispose of fluids and wastes properly
- Store solid wastes properly
- Prevent and clean up spills
- Provide oversight and training for staff
- Site maintenance.

In addition to the seven citywide BMPs, the City's source control manual (City of Seattle 2021d) also requires certain commercial and industrial activities that drain to the MS4 to implement additional BMPs for site-specific pollution generating activities. SPU inspectors assess onsite activities to determine whether the business is complying with the BMPs identified in the manual. The Stormwater Code also allows for progressive enforcement to achieve compliance, including installation of structural BMPs where operational BMPs are not sufficient to control the discharge of pollutants.

7.4. UTILITY MAPPING PROGRAM

Information about the City's drainage and wastewater collection/conveyance systems is maintained in an ArcGIS® platform, which is managed by the Geographic Information System (GIS) Section of SPU's Information Technology Division. Information is regularly updated, and updates are posted to the system every two weeks. Capital projects are processed through the City's engineering vault. New infrastructure are assigned equipment numbers during project design and entered into GIS as "proposed" structures when projects are advertised. Once project construction is complete and work is accepted by SPU, the new structures are entered into the permanent record. Information on private projects is obtained from SDCI on a weekly basis and posted to GIS every two weeks.

GIS utility information is also regularly revised to incorporate corrections identified by SPU field staff (e.g., IDDE, business inspectors, and sewer rehabilitation staff). Staff submit a drainage/wastewater map correction report to GIS showing the necessary corrections. Corrections are a top priority for the GIS program and are processed ahead of any new infrastructure data.

SPU also implemented a Surface Water Asset Management Program (SWAMP) in 2010 to field verify locations and attributes of surface drainage features (e.g., catch basins, inlets, maintenance holes, ditches, culverts, and biofiltration swales, bioretention cells, and weirs) throughout the City. Structures were located using survey grade geographic positioning system (GPS) equipment. The program systematically worked through the City

following 640-acre City map grids/tiles. Each grid took about 6 weeks to complete field work, data analysis/entry, and GIS updates. While this process identified and mapped a substantial portion of the drainage assets within the City limits, SPU suspects that additional assets will be found over time, as property is redeveloped or access is gained to private parcels. The Surface Water Asset Management Program has sunset, as the city completed a full screening, but ongoing asset mapping and screening continues as needed, or where questions arise.

8. Public Outreach and Education

Ecology leads the overall public outreach for LDW source control strategy. The City provides education and outreach on stormwater pollution prevention citywide as part of its NPDES Phase I Municipal Permit compliance. These programs are regularly adapting to better connect with customers. The City compiles an annual report which provides an up-to-date summary of programs operating within the City and those specifically targeted at groups within the LDW. Information on these programs can be found in the City's Stormwater Management Plan at:

<https://www.seattle.gov/utilities/about/plans/drainage-and-sewer/stormwater-management-plan>

9. Interdepartmental Coordination

City departments (e.g., SPU, SCL, SDOT, SDCI) routinely coordinate on projects that affect each other's infrastructure and share in reviewing applications for private projects that involve work in the right-of-way or otherwise affect City infrastructure. The following sections describe the coordination mechanisms currently in place.

9.1. DRAINAGE PLAN/PERMIT REVIEW

Seattle reviews project applications, issues permits for public and private new development and redevelopment projects that involve more than 750 feet square feet of land disturbing activity and inspects permitted projects during construction. Several City departments share responsibility for review, permitting, and inspection activities, based on the type of permit required. Responsible departments include:

- Seattle Department of Construction and Inspection (SDCI)
- Seattle Department of Transportation (SDOT)
- Seattle Public Utilities (SPU).

Table C-3 summarizes the roles and responsibilities for City departments in permitting and enforcing City requirements for new development and redevelopment projects.

Table C-3: City permitting responsibilities.

Permits	Responsible Department	Roles
<i>Projects outside the public right-of way (ROW):</i> <ul style="list-style-type: none"> - Parcel-based projects, including private development and public projects (Parks Dept., SPU, City Light, etc.) - Trail projects - Single-family residential projects 	SDCI	Drainage review, permit issuance, inspection
<i>Projects in the ROW:</i> <ul style="list-style-type: none"> - Roadway projects - Sidewalk projects - ROW-use projects (e.g., material storage or tree planting) - Utility projects in the ROW 	SDOT	Permit issuance, inspection
	SPU	Drainage review
<i>Joint roadway and parcel-based projects</i>	Project thresholds apply individually as noted above to each portion of the project,	

SDCI’s permit application and review process is described in detail in the City of Seattle’s 2023 Stormwater Management Program.

9.2. POTENTIAL FUTURE IMPROVEMENTS

SPU Business Inspectors occasionally find that structural source controls (e.g., secondary containment for chemical storage tanks, roofing or other covering over outdoor activities, and dumpsters, trash compactors, or other large waste containers located near an existing catch basin) are lacking or inadequate at businesses in the LDW. Retrofitting sites to incorporate structural controls can be expensive. To avoid costly retrofits, it is important that the need for such controls be identified when sites are redeveloped so that structural controls can be incorporated into the overall site design. While many source control problems could be avoided, they are often not discovered until after construction when the site is inspected by the Source Control Team, because the Plan Reviewer focuses on ensuring that the proposed project meets City code (e.g., building and stormwater codes) and is usually unaware of the intended site use. Modifications to the plan review process are needed to correct this problem. The Source Control Team has been and will continue to work with SDCI to incorporate changes to more effectively identify the need for structural controls early during the plan review process.

9.3. NPDES COORDINATION

SPU is the lead department for coordinating Permit and municipal stormwater related activities among City departments, as designated by a mayoral Executive Order dated January 29, 2008. SPU leads inter-departmental meetings to coordinate the City’s stormwater management and Permit reporting efforts. These meetings are typically held quarterly and have enabled the different departments to better coordinate stormwater-related policies, programs, and projects.

SPU represents the City at the Regional Permit Coordinators’ Group, which meets to coordinate and discuss implementation of the Permit and coordination of stormwater management activities for shared waterbodies. In addition, the group discusses stormwater related issues; shares permit implementation information and identify solutions and potential future issues. SPU has established external coordination mechanisms with King County, University of Washington and Seattle Public Schools and is coordinating with other Permittees and Secondary Permittees for shared waterbodies.

9.4. INTERDEPARTMENTAL TEAM FOR DEVELOPMENT PROJECTS

Interdepartmental teams are typically assembled to work on large public and private capital projects (e.g., Alaskan Wy viaduct and seawall improvements, Sound Transit Light Rail, University of Washington development projects) to assist developers in navigating the City permitting process, as well as to work together to ensure that all departments' needs are met. These teams meet regularly throughout the project to coordinate on design issues.

9.5. INTERDEPARTMENTAL TEAM FOR COORDINATED INFRASTRUCTURE

This interdepartmental team comprised of planners and project managers from SDCI, SDOT, SPU, and Seattle City Light (SCL), meets each quarter to share information about upcoming capital projects and long-term planning activities. Because each department has different funding sources and different planning horizons, the City recognized that more coordination was needed to allow departments to take advantage of opportunities afforded by work planned by other departments and to determine how best to work together on projects that affect each other's infrastructure. For example, SDOT conducted major transportation projects through its Bridging the Gap initiative, which typically involved major construction work on arterials where other departments like SPU and SCL own and operate utilities. Sharing information during project planning, allows SPU the time needed to develop hydrologic and/or hydraulic models to evaluate drainage and wastewater needs so the necessary improvements can be designed and constructed in conjunction with planned transportation projects. Synchronizing projects and schedules between departments can result in significant cost savings. This team meets quarterly and SPU anticipates continuing to participate over the next 5-years.

9.6. STORMWATER CODE COORDINATION

SPU helps interpret and provide guidance to other City departments on Stormwater Code compliance issues. SPU staff provides support on new code development (e.g., upcoming revisions to the Stormwater Code) and implementation. They also support SPU engineers and project managers to ensure that SPU capital projects comply with the code and regularly works with the SPU Source Control Team to aid in interpreting the code and working with SDCI when departmental authorities overlap on source control issues.

10. Managing Contamination on City-Owned Property

Contamination found on City-owned property often is addressed when the property is redeveloped. In some situations, the City remediates its property as an independent cleanup or enters Ecology's Voluntary Cleanup Program (VCP). Some sites are addressed under MTCA orders (e.g., South Park Landfill and the Georgetown Steam Plant). The City has compiled a great deal of information about City-owned properties in the LDW while responding to EPA's information request (under CERCLA Section 104 [e]). SPU regularly meets with Ecology staff from the Toxics Cleanup Program to coordinate source control and site cleanup activities within the LDW. SPU anticipates ongoing coordination with listed known and suspected contaminated sites, as well as discussions of the cleanup status and priorities lists within the LDW in general.

10.1. MANAGING CONTAMINATION IN CITY ROW

SDOT and SPU, the two City departments that frequently work in the ROW, follow a similar process for managing contaminated material in the ROW. Material that needs to be excavated for the project (e.g., for utility installation or roadway grading/construction) is tested and disposed of in accordance with solid and dangerous waste regulations.

During the design and permitting of public capital projects, project staff refers to Ecology's Facility/Site Database to determine if there is likely contamination in the project area and assesses the risks of the project disturbing contaminated soil. The City will notify Ecology's source control manager prior to the start of construction on a

public project if the project will take place in an area with known contamination. Testing may occur before the project is advertised for construction if the contamination may be harmful to workers or if it would impact the project scope due to the cost of waste handling and disposal.

If suspected contaminated soils are encountered during the project's excavation work in locations that were not identified during project development, the City or its consultant profiles or designates the waste, as appropriate, then works with a licensed waste disposal facility to safely dispose of the soils and other construction debris. The City follows MTCA reporting requirements when reporting a discovery of previously unknown contamination to Ecology. When unexpected contamination is found during construction, the City will file an ERTS with Ecology and notify Ecology's designated source control manager within 3 business days of encountering suspected contamination. The results from samples collected to characterize the material for disposal will be provided to Ecology's designated source control manager when received from the analytical laboratory.

SPU has updated the special provisions it uses to supplement the Standard Specifications for Road, Bridge and Municipal Construction for projects where contamination is known or suspected at a site to require collection and analyzation analysis of contaminated soil samples from the sidewalls and bottom of the limits of excavation for reporting to Ecology in cases where previously unknown contamination that is subject to MTCA reporting requirements is discovered during excavation.

10.2. CITY PERMITTING OF CLEANUP IN THE ROW AND ECOLOGY COORDINATION

The City is committed to working with Ecology to identify coordination mechanisms to ensure contaminated soil remediation activities in the ROW are permitted and conditioned to protect the environment, the City's infrastructure, mobility, and public access during and after the cleanup. In addition, the Street Use Division of SDOT developed a Business Procedure for permitting cleanup of contaminated soils in the ROW.

SDOT's Street Use Division issues permits for any work in the ROW, including cleanup of contaminated soil. Applicants must apply for a Street Use permit and place a review deposit to begin the process and cover the costs of reviewing the application and supporting materials. The application includes, but is not limited to, a site plan of the area of excavation, shoring plan, soil and groundwater testing reports, and traffic control plan. SDOT follows their existing review and conditioning process to permit the project in a manner that protects the environment, the City's infrastructure, mobility, and public access during and after the project.

For a site being addressed under an order or decree that has hazardous substance which is located in a roadway, Ecology will require the PLP to notify SDOT's Stormwater Program Manager. The potential liable party (PLP) will be required to consult with SDOT on remedial action alternatives for the roadway. As part of that consultation

and during the Street Use permit review process, SDOT Street Use will consult with the SDOT Stormwater Program Manager to determine the scope of the cleanup and condition the Street Use permit to protect the City's infrastructure, mobility, and public access.

For sites where a hazardous substance is located in a roadway being addressed under Ecology's Voluntary Cleanup Program, Ecology will consult with the City to determine the most appropriate way to address the City's concerns regarding the proposed remedial action design for the ROW. If the City is concerned about a particular site in Ecology's Voluntary Cleanup Program, the City will contact Ecology's source control manager.

The City is committed to continued discussions with Ecology on notification protocol, responsibilities of PLP in the right-of-way, and processes and tracking of contamination and clean-ups in the ROW and other topics that arise during the implementation of the SCIP.

11. Agency Coordination

11.1. DUWAMISH INSPECTORS GROUP COORDINATION

In 2008, inspectors working in the Duwamish formed the Duwamish Inspectors Group (DIG). The DIG is made up of staff from Seattle Public Utilities Source Control, King County Industrial Waste, King County Stormwater, Ecology Water Quality, Ecology Toxics Cleanup, Ecology Hazardous Waste, and EPA. The group is a forum to coordinate inspection areas, share inspection priorities, discuss multi-media sites that may involve several agencies and share information regarding cross agency referrals of problems found during inspections. The group currently meets quarterly. SPU has led these meetings over the last SCIP period but is in the process of handing the responsibility to run this meeting to Ecology staff, as they have formal oversight over the work.

The City anticipates that DIG will continue to meet over the next five years and intends to participate and support this coordination.

11.2. LOWER DUWAMISH SOURCE CONTROL GROUP

SPU participates in quarterly meetings with EPA, Ecology, King County, WSDOT, City of Tukwila, and the Port of Seattle to discuss issues and coordinate source control activities. The group, which is led by Ecology, has been meeting since about 2004. SPU provides updates of inspection activities at each meeting and provides an annual summary of source tracing progress.

SPU intends to continue participating on the source control group over the next five years. This group has been successful in coordinating activities, disseminating information about each other's ongoing investigations, and generally keeping LDW source control efforts on track. However, there is always room for improvement. Suggestions include:

- Engaging other resource agencies to participate in the LDW source control program. The LDW Source Control Group has tried but often failed to gain the support of other agencies like the Puget Sound Clean Air Agency and the local Health Department. Recognizing that these agencies have limited resources and agendas, it is important that all available resources be brought to bear to ensure the long-term success of LDW source control efforts.
- Tackling the larger region-wide source control issues that extend well beyond individual municipality and in some cases, even state authorities. Many of these issues (e.g., product management, air emissions from auto-shredding facilities, and mobile vehicle cleaning operations) are difficult to address using existing source control tools. Expectations for the LDW are high and better tools are needed to realize a significant reduction in loading, particularly for those chemicals that appear to have a regional signature (e.g., PCBs, dioxins/furans, cPAH, and phthalates).

- Refining tools for assessing source control sufficiency. SPU anticipates working with the LDW Source Control Group to develop protocols to determine when source control is sufficient to permit cleanup to begin.

11.3. TACKLING REGIONAL ISSUES

One of the operating principles of Source Control is that it is more effective and less expensive to keep pollutants out of stormwater than to treat stormwater to remove pollutants once they are introduced. Moving closer to the source of pollution, it is likewise more effective to keep pollutants out of the products we use than for government to educate and require best management practices to minimize the impact of those pollutants. This last approach is often referred to as “true” source control or green product formulation.

True source control often affects products over a wide geographic region and can be most effective when addressed on a regional, state, or even national level. Although the City of Seattle represents a small geographic region, it represents a large percentage of the Washington State population. As such, Seattle’s representation in any regional effort can send an important message to product manufacturers about popular sentiment regarding demand for toxic-free products. Seattle is interested both in advancing regional efforts at true source control and in exploring ways to improve information about alternatives to harmful products so that consumers can make informed purchasing choices.

A diverse set of people and skills is useful in a regional coalition addressing true source control, including research, marketing, economics, industrial chemistry, and risk assessment. Likewise, a diverse set of tasks is involved with true source control. Some of those include the following:

- Determining which products would result in the most benefit as the focus of regional “greening” efforts, considering both the impact and the prevalence in use of the product – would result in creating a “dirty dozen” list
- Determining the practicality of making changes either in product formulation or in identifying substitutes for use
- Understanding the target industry and developing an approach that would yield the desired result (e.g., incentives, regulation, and taxation).
- Determining how best to reach a target consumer audience with messages about “smart, green purchasing”.

To support these efforts, SPU regularly testifies within the State Legislature to convey the importance of true source control through product replacement, implemented through Ecology’s Safer Products for Washington Program. SPU strongly believes in the importance of true source control and is actively working to expand the scope and funding for these tools.

11.4. CERCLA COORDINATION

11.4.1. CERCLA Cleanup Schedule and Ecology Source Control Sequencing

The Upper Reach of the LDW began active cleanup in the fall of 2024, and will continue for the next three years, with dredging and capping activities occurring within a fish window that runs from September to February. The Middle Reach is scheduled to begin cleanup in 2027 or 2028, based on the sufficiency determination process overseen by the EPA with Ecology support. The Lower Reach will follow, with a sufficiency determination scheduled for 2030-2031, after which cleanup would begin. Due to the complexity of the in-river activities and the potential for ongoing sources to be identified, these tentative dates may shift to support sufficient cleanup.

SPU has always coordinated its source tracing activities with other ongoing Superfund activities (e.g., early action cleanups and Ecology source control area investigations) and fully expects to continue this in the future. SPU's Source Control efforts adapt to the status of the river cleanup, with targeted source tracing and inspections leading the in-river cleanup work, to support the sufficiency determination. SPU expects this process to continue in this SCIP phase.

11.5. MTCA COORDINATION IN THE ROW

The City is committing to the following coordination with the Ecology Toxic Cleanup Program:

- SDOT will coordinate with Ecology so that cleanup orders issued by Ecology to private parties will include ROW cleanup when contamination in the ROW has migrated from private property or the private property is the source in some way.⁴ In these instances, SDOT expects Ecology to issue orders to responsible parties and to work closely with SDOT to ensure responsible party obtains City permits to access the ROW.
- SDOT is committed to coordinating with Ecology to ensure parties doing a cleanup through the Voluntary Cleanup Program (VCP) obtain Street Use Permits as needed to clean up contamination that has extended into the ROW when such work is feasible. To facilitate this coordination, SDOT expects Ecology to notify the City of all voluntary clean-ups where contamination from private parcels may have contributed contamination to the ROW. The City also expects Ecology to require the liable party to sample at cleanup boundaries to ensure the cleanup is complete. The City will make a reasonable attempt to coordinate with private parties during their cleanup activities in the ROW. However, if the City cannot issue a Street Use Permit because it is not feasible for the private party to clean up the contamination in the ROW, the City expects Ecology will not release the liable party from liability for the contamination remaining in the ROW and will not issue an unqualified No Further Action letter for the property adjacent to the ROW unless the liable party executes an agreement with SDOT acknowledging continuing liability for the ROW contamination. Situations that would make cleanup in the ROW

⁴ Usually the ROW is owned by the adjacent property owners up to the centerline. Sometimes the private property owners have used the ROW in a manner that released contamination there, such as the location for an underground storage tank that leaked.

infeasible are, for example, where the ROW is a major arterial, the cleanup would require rerouting traffic for an extended period of time, and possible detour routes are insufficient.

- The City MTCA coordination will include working with Ecology to develop a process to exchange information and develop protocols for identification and collaboration around MTCA site cleanups. Part of this process should include an Ecology deliverable to the City each year of active cleanup sites in the LDW so that SDOT can coordinate and issue permits and SDCI will be aware when conducting SEPA review and issuing permits.

12. References

Brown, E., Caraco, D., Pitt, R. 2004. Illicit Discharge Detection and Elimination: A Guidance Manual for Program Development and Technical Assessments. Center for Watershed Protection, Ellicott City, MD & University of Alabama, Tuscaloosa, AL.

City of Seattle. 2021a. City of Seattle Stormwater Manual Volume 1, Project Minimum Requirements, Directors' Rule DWW-200 (SPU), 17-2021 (SDCI). Department of Construction and Inspections, Seattle Public Utilities, Seattle, WA.

City of Seattle. 2021b. City of Seattle Stormwater Manual Volume 2, Construction Stormwater Control, Directors' Rule DWW-200 (SPU), 17-2021 (SDCI). Department of Construction and Inspections, Seattle Public Utilities, Seattle, WA.

City of Seattle. 2021c. City of Seattle Stormwater Manual Volume 3, Project Stormwater Control, Directors' Rule DWW-200 (SPU), 17-2021 (SDCI). Department of Construction and Inspections, Seattle Public Utilities, Seattle, WA.

City of Seattle. 2021d. City of Seattle Stormwater Manual Volume 4, Source Control, Director's Rule DWW-200 (SPU), 17-2021 (SDCI). Department of Construction and Inspections, Seattle Public Utilities, Seattle, WA.

City of Seattle. 2021e. City of Seattle Stormwater Manual Volume 5, Enforcement, Director's Rule DWW-200 (SPU), 17-2021 (SDCI). Department of Construction and Inspections, Seattle Public Utilities, Seattle, WA.

City of Seattle. 2023. NPDES phase I municipal stormwater permit stormwater management program. Seattle Public Utilities, Seattle, WA.

Office of the Governor. 2014. Ensuring safe clean water for healthy people and a strong economy. Olympia, WA. (http://www.governor.wa.gov/documents/2014_clean_water_policy_brief.pdf).

Appendix D: Controlled and Uncontrolled Sources Identified To Date

Contents

1.	T117 Adjacent Streets (17 th Ave S SD).....	1
2.	Rainier Commons (Diagonal Ave S CSO/SD)	2
3.	Seattle Iron and Metals Company metal recycling facility (S Myrtle St SD and S Garden St SD)	2
4.	Seattle Iron and Metals Company, storage yard	4
5.	Former Marine Lumber (7 th Ave S SD).....	5
6.	Former Sternoff Metals (8 th Ave S Roadway).....	5
7.	Former Independent Metals / Green Day Trading (7 th Ave S SD and Direct Discharge).....	6
8.	Seattle Barrel (Diagonal Ave S CSO/SD).....	7
9.	Former Jon’s Recycling / Cam Grinders (2 nd Ave S SD)	8
10.	Chemithon (Private SD)	9
11.	Former Western waterproofing (Diagonal Ave S CSO/SD).....	10
12.	Sun Food Trading Company	11
13.	150 S River St (S River St SD).....	12
14.	Denver Ave S PCB spill.....	13
15.	References	14

Figures

Figure 1:	Metal shredder.	3
Figure 2:	S Myrtle St at Seattle Iron and Metals	3

Tables

Table D-1:	Seattle Barrel property source tracing results
Table D-2:	Former Jon’s Recycling / Cam Grinders property source tracing results
Table D-3:	Western Waterproofing source tracing results
Table D-9:	Sun Food Trading Company property source tracing results
Table D-10:	Source tracing results for 150 S River St property
Table D-11:	Denver Ave S PCB spill storm drain sample results

Maps

Map D-1:	Terminal 117 Early Action Area
Map D-2:	Terminal 117 sample locations
Map D-3:	Rainier Commons sample locations
Map D-4:	Seattle Iron and Metals Corporation north yard area.
Map D-5:	Marine Lumber sample locations
Map D-6:	Former Sternoff site sample locations
Map D-7:	Former Independent Metals Plant 2 sample locations
Map D-8:	Former Independent Metals Plant 1 sample locations
Map D-9:	Seattle Barrel sample locations
Map D-10:	Former Jon's Recycling and Cam Grinders sample locations
Map D-11:	Chemithon sample locations
Map D-12:	Former Western Waterproofing sample locations
Map D-13:	Sun Food Trading Company sample locations
Map D-14:	150 S River St sample locations
Map D-15:	Denver Ave S PCB spill sample locations

Source tracing efforts have been effective in identifying sources of contaminants to the City- owned drainage system. The following sections highlight significant sources of LDW-specific contaminants of concern (COC) discovered to date through ongoing SPU source tracing and inspection efforts.

1. T117 ADJACENT STREETS (17TH AVE S SD)

Runoff from the roadways adjacent to the T117 early action site historically discharged to the Duwamish Waterway. Prior to 2004, this area was not served by a formal drainage system and streets were in poor condition. Stormwater simply ran down the streets, sheet flowed across the Port's T117 property, and was picked up in the onsite drainage system or ponded in the streets/adjacent yards.

In 2004, SPU found elevated levels of PCBs in soil/dirt present in the street right-of-way (ROW) adjacent to the Terminal 117 Early Action Area (0.03 - 9.2 mg/kg dw) during routine source tracing activities conducted as part of the LDW source control program. Subsequent sample detected PCBs as high as 480 mg/kg in ROW soil (measured at 6-inch depth). SPU completed an independent interim action in December 2004 to protect public health by containing PCB-contaminated soil in the ROW. From 2004 until 2015, runoff from approximately 1.57 acres of streets and parcels adjacent to T117 was collected, stored (in nine 10,000-gallon tanks), and discharged at a controlled rate to the combined sewer system under a discharge authorization with King County Industrial Waste. Because the existing combined sewer system is over capacity, stormwater from the T117 adjacent streets and yards was only discharged to the sewer after it stopped raining and the system was no longer surcharged.

In 2007, EPA incorporated the T117 adjacent streets and yards as a third cleanup area under the Superfund T117 Early Action Area non-time critical removal action (NTCRA). The other two areas are the T117 Sediment Study Area and the T117 Upland Study Area (Map D-1). The subsequent remedial investigation/feasibility study (RI/FS) determined that PCBs originated on the T117 upland site due to historic operation of a roofing material manufacturer (Malarkey Asphalt) and that some of the PCBs used by Malarkey had originated in oil purchased from the Seattle City Light Department (SCL). PCBs present in the ROW were determined to be caused by trackout of PCB-laden mud from Malarkey operations. The Port of Seattle (Port) and SCL completed cleanup of the sediment offshore of T117 and the T117 upland areas in 2015 (AECOM 2016). SCL completed removal of PCB- contamination in the ROW in 2016 (Integral 2017).

As part of the ROW cleanup, SPU installed a new stormwater collection and treatment system that discharges to the waterway via a new 18-inch outfall (17th Ave S SD) located on the north end of T117 (Map D-2). Stormwater is treated in a combination of bioretention cells and Filterra® tree box units. The bioretention soil media are designed with a 2-layer system, an upper 18-inch layer of compost and sand underlain by a 24-inch layer of 50 percent sand, 30 percent zeolite, and 20 percent granular activated carbon (Integral et al. 2014). Media in the Filterra® tree box units are also amended with 10 percent granular activated carbon (by volume).

Under the Long-Term Monitoring and Maintenance Plan (LTMMMP) developed for the project (Integral and AECOM, 2018), SPU is required to periodically sample treated stormwater flowing out the bottom of the bioretention cells and Filterra® tree box units to assist in determining when the media needs to be replaced. In 2018, SPU collected samples from underdrains installed in one bioretention cell and one Filterra® tree box unit during five separate storm events. PCBs were not detected at 0.10 ug/L in any of the samples. Sampling conducted in 2021 and 2022, delayed due to COVID-19 impacts, found that PCBs were detected at 0.10 ug/L in two consecutive samples from Filterra® D, located near the intersection of 16th Ave S and Dallas Ave S. Follow up samples collected in 2023 detected PCBs in the flow leaving the structure in four out of five samples collected.

In 2024, the filter media within the Filterra® was replaced, after which additional samples were collected. Initial samples still detected PCBs present in the effluent, but follow up samples were non-detect for PCBs at 0.10 ug/L. The Filterra® had its filter media removed a second time in the fall of 2024, during which the entire structure was deep cleaned and inspected to verify that no residual material remained in the chamber. New media was placed into the vault and the tree was replaced. Follow up sampling is scheduled for late 2024 and early 2025 to determine if PCBs are still present in the effluent.

Also required by the LTMMMP, SPU collects an annual sediment trap sample from the near-end-of-pipe maintenance hole within the 17th Ave S SD. Samples from this sediment trap have consistently contained very low volumes of material, insufficient to analyze for all analytes. PCBs are prioritized as they are the key risk driver for this Early Action Area and for the LDW in general. PCB results have fluctuated within the samples collected, with samples showing PCB concentrations ranging from 320 ug/kg to 1,192 ug/kg. To identify and control the source of these PCBs, storm drain solids samples have been collected from all drainage infrastructure with sufficient solids mass every spring since 2023. The PCB detection canine team was hired to screen the drainage basin in 2023, and did not identify any discrete source. The canine did show interest in soils adjacent to Filterra® D and a tree located at the southern side of 16th Ave S. SPU is working to determine how to address these potential sources of PCBs within the basin.

2. RAINIER COMMONS (DIAGONAL AVE S CSO/SD)

The Rainier Commons property located at 3100 Airport Wy S drains to the Diagonal Ave S CSO/SD drainage system (northern portion of the site) and the combined sewer system (southern portion of the site) which overflows to the East Waterway via King County's Hanford #2 CSO. In 2004, SPU found elevated levels of PCBs (17.5 mg/kg dw) in sediment collected from a catch basin on Airport Wy S (RCB37 on Map D-3) while conducting routine source tracing activities. Subsequent sample traced the PCBs to the exterior building paint on buildings at the Rainier Commons located at 3001 Airport Wy S. Peeling paint containing up to 312,000 mg/kg PCBs has been found at the site (EPI 2012).

Site cleanup is ongoing under the Toxics Substances Control Act (TSCA). The first phase of the cleanup, involving paint removal from two of the 24 buildings to be cleaned, was completed in 2014 (Hamlin 2019). The second phase (IIa), which involved cleaning the south wall of Building 15 was completed in 2016 (Mullin 2019). EPA and the property owner initiated clean for Buildings 6 west, 7 west and south, 8/9 elevator shaft and parapet walls, 10 south and catwalk, and 9 catwalk wall in 2022, with work ongoing during dry seasons to minimize the risk of transport of PCBs.

In the interim, Rainier Commons has implemented an aggressive source control program to try to keep paint out of the drainage system (installed inserts in onsite catch basins and regularly removes paint chips from the ground). However, PCBs continue to enter the drainage system. In 2017, SPU sampled an onsite catch basin plumbed to the City MS4 on Airport Wy S and found 26,300 J ug/kg dw PCBs (TUL-CB3 on Map D-3). Shortly after being notified of the elevated PCB levels, Rainier Commons cleaned the catch basin and replaced the filter insert (Lansing 2017). Rainier Commons catch basin maintenance procedures include weekly inspection, vacuuming accumulated material around the inner rim and outer edge of the grate, and replacing filter insert plus quarterly cleaning of the catch basin sump.

3. SEATTLE IRON AND METALS COMPANY METAL RECYCLING FACILITY (S MYRTLE ST SD AND S GARDEN ST SD)

Seattle Iron and Metals Company (SIMC) operates a metal recycling facility at 601 S Myrtle St and in 2014, expanded operations to 701 S Orchard St (Map D-4). In 2008, as part of routine source sample activities, SPU found elevated levels of PCBs as well as copper, lead, mercury, and zinc in sediment samples collected from the MS4 along

S Myrtle St, S Garden St, and S Brighton St. Subsequent sample traced the source of the contaminants to Seattle Iron and Metals Company (SIMC), a large metal recycler located adjacent to the waterway at 601 S Myrtle St. SIMC has an individual NPDES permit with Ecology. Emissions from the large metal shredder (Figure 1) and trackout of contaminated dirt from vehicles exiting the site have contaminated the right-of-way (Figure 2). SPU has conducted extensive source tracing sampling on and around the SIMC property and has worked with SIMC and Ecology to reduce emissions from this site. Details of SPU inspection and enforcement operations prior to 2014 were provided in SCIP 1 (Seattle 2016).

Runoff from the main yard at 601 S Myrtle St is collected, treated, and discharged to the S Garden St SD. In 2013, SPU transferred ownership of the S Garden St outfall and the portion of the stormwater conveyance system that is west of the vacated portion of S Garden St that is now part of the SIMC facility to SIMC. SPU retained ownership of the storm drains in S Garden St east of the SIMC property. Roof drains from the maintenance shed used to discharge to the S Myrtle St SD, but SIMC rerouted the roof drains to its onsite stormwater system, so this runoff now discharges to waterway via the S Garden St SD. Runoff from the 701 S Orchard St yard is collected, treated, and also discharges to the waterway via the S Garden St SD. While on site stormwater runoff is treated and discharged through the S Garden St SD, SIMC transports auto shredding waste in open trucks from the 601 S Myrtle St yard to the 701 S Orchard St facility via S Garden St for further processing.

Trucks leaving the 601 S Myrtle St facility track contaminants onto S Garden St and shredding waste is blown onto the street during transport. To address the contaminants tracked onto the roadway, SPU and SDOT added S Garden St to the Street Sweeping for Water Quality program routes in 2015 but found that roadway conditions near the intersection of S Garden St and 8th Ave S, on a Union Pacific Railroad owned crossing were so poor that the street sweepers were unable to access S Garden St to conduct sweeping. Concurrently, an adjacent business began storing equipment and employee vehicles within the S Garden St roadway, further limiting access to sweepers and drainage maintenance field staff. SDOT worked with Union Pacific over several years to identify a repair that would allow for sweeper access to the roadway, which was completed in 2023. During this work, the business utilizing the roadway for parking and storage was notified that their usage was not allowed by SDOT street use. The business failed to comply with repeated notifications of this violation, and vacated the property before compliance letters were issued. With the roadway repaired and full access to S Garden St, street sweepers are once again able to clean the effected roadway and protect the adjacent drainage infrastructure.

The City has been sweeping S Myrtle St on a weekly basis since 2011 as part of an adaptive management plan prepared under Special Condition S4.F.3 of the City's NPDES municipal stormwater permit. SPU also inspects catch basins and other structures on S Myrtle and S Garden Streets every 3 months. Catch basins are cleaned more frequently than required by Seattle's Stormwater Manual which requires cleaning when sediment exceeds 60 percent of the depth from the bottom of the catch basin to the invert of the lowest pipe into or out of the catch basin or is within 6 inches of the lowest pipe. Catch basins on S Garden St and S Myrtle St are cleaned when sediments exceed 30 percent of the depth of the bottom of the catch basin to the invert of the lowest pipe into or out of the catch basin, or when any visible contaminants are found.

S Myrtle St and S Garden St are regularly sampled to determine the status of the contaminant levels present within the drainage system. With sources identified within the basin and robust source control Best Management Practices implemented at SIMC, SPU lacks further tools to reduce the pollutant loading within the S Myrtle St and S Garden St SDs. While the S Garden St SD has seen a large drop in contaminant levels in recent sampling, the S Myrtle St SD remains elevated. To reduce the pollutant loading potential within this basin further, SPU began investigating the feasibility of treating stormwater flows within this basin in 2023. SPU completed an initial feasibility assessment in

2024, and expects to move into a formal Options Analysis and Planning phase in 2025.



Figure 1: Metal shredder



Figure 2: S Garden St Metals Storage

4. SEATTLE IRON AND METALS COMPANY, STORAGE YARD

SIMC stores and repairs equipment (e.g., trucks, drop-boxes, dumpsters, and bins) used as part of its metal recycling operations on property located at 730 S Myrtle St (Map D-4). The site is covered by an industrial general stormwater permit (WAR125002). Runoff from this 3.2-acre previously unpaved lot sheet used to sheet flow onto S Myrtle St and Fox Ave S and enter the City MS4. As reported in SCIP 1, SPU conducted a joint inspection at the site with Ecology in 2012 and found bins/boxes containing metal shavings and residual oils stored outside without proper cover that were leaking onto the ground. Inspectors also observed turbid and oily stormwater flowing off site onto the adjacent right-of-way.

SPU issued a corrective action letter requiring SIMC to prevent the drums and collection bins from contaminating stormwater and the ground around where they are stored, develop and implement a plan to prevent spills and other accidental releases of materials from contaminating stormwater, and control soil erosion from the site. Ecology also required SIMC to begin testing stormwater for lead and TPH, update the site's stormwater pollution prevention plan, and provide proper cover for all liquid chemical or petroleum wastes stored at the site (Ecology 2012).

SIMC made a number of improvements (e.g., installing gravel/mulch berms around the site to filter runoff and moved or covered many of the storage containers). However, given the size and amount of erodible soil on site, site runoff continued to be highly turbid. Ecology issued SIMC a Notice of Penalty in June 2012 for non-compliance with their NPDES permit and water pollution control requirements. SIMC and Ecology signed a Settlement Agreement in 2013, which required SIMC to investigate short-term and long-term structural and operational controls that could be implemented to meet NPDES benchmarks and to update the site's stormwater pollution prevention plans. To avoid interfering with Ecology actions at the site, SPU discontinued enforcement actions and formally referred the site to Ecology in 2013.

In 2016, Ecology issued an Administrative Order requiring SIMC to among other things 1) grade and pave the site, 2) install a pump station and stormwater treatment system, and 3) install a piped connection to the City storm drain on S Myrtle St. Work was completed in 2018. Stormwater from the site is now collected, stored in 11 Stormcapture® underground vaults and pumped to a Modular Wetland treatment system before discharging to the City MS4.

This site was part of the 2019 Consent Decree described in Section 3. Requirements associated with the storage lot included (Ecology 2019):

Collect monthly samples of stormwater for two years. If any one sample violates the discharge limits or contains a detectable level of PCBs, SIMC must replace the media in the Modular Wetland stormwater treatment system within 3 months. If following media replacement, two or more discharge samples exceed discharge limits or contains a detectable level of PCBs, SIMC must install an enhanced treatment system (e.g., chitosan-enhanced sand filtration, electrocoagulation, ion exchange, or polishing adsorptive media).

As described in the previous section, storm drain solids samples collected near the downstream end of the S Myrtle St SD continue to show elevated levels of metals (copper, lead, mercury, and zinc), PCBs, and phthalates. SPU plans to construct a treatment facility near the end of the S Myrtle St SD to treat flows within this storm drain prior to discharge into the LDW.

5. FORMER MARINE LUMBER (7TH AVE S SD)

Marine Lumber stored treated and untreated lumber on the property located at the northeast corner of 5th Ave S and S Monroe St since the 1980s (EPI 2012). Treated lumber was treated with ammoniacal copper zinc arsenate (ACZA) containing a 2:1:1 ratio of copper oxide, zinc oxide, and arsenic pentoxide. SPU inspected the property in March 2009 and observed green stains across most of the paved storage lot. Runoff sheet flows across the site and enters a small ditch on the north side of S Monroe St. The adjacent property owner to the east had at one time installed a sump to intercept runoff before it could run down the entrance to their building and pumped it to their onsite drainage system which discharges to the sanitary sewer on S Kenyon St.

Samples of dirt from the paved lot (710 mg/kg arsenic, 4,930 mg/kg copper) and in the ditch where most runoff exits the site (750 mg/kg arsenic, 4,520 mg/kg copper) confirmed that ACZA was leaching from the lumber and contaminating runoff leaving the site. SPU inspectors worked with the property owner over the next year to bring the site into compliance with City source control requirements. The owner made a number of improvements including pressure washing the pavement, working with lumber supplier to obtain a drier product less susceptible to leaching, and minimizing the amount of pressure treated lumber stored at the site. Subsequent sample conducted in 2011 determined that arsenic and copper contamination extended approximately 65 feet east of the property boundary where soil in the ditch contained 430-544 mg/kg arsenic and 1,890-2,730 mg/kg copper at depths of 0-3 inches (sample RCB275). Sample locations are shown on Map D-5.

In November 2011, Ecology ordered Marine Lumber to implement controls under their NPDES industrial general stormwater permit and to clean up contaminated soil in the right-of-way. Marine Lumber completed a partial cleanup in September 2012 by removing contaminated soil along the 100 ft property frontage on the north side of S Monroe St, extending outward from the fence line to the edge of the pavement. The cleanup did not extend beyond the property boundaries, so contamination found at RCB275 was left in place (EPI 2012). In addition, SPU collected samples at the edge of the excavation and found elevated levels of arsenic (210-980 mg/kg) and copper (396-3,680) at depths of 0 to 24 inches. SPU does not have authority to require additional site cleanup and requested that Ecology maintain the site on their contaminated site list to ensure that Marine Lumber completes the necessary cleanup in the future. Marine Lumber sold the property in 2014. The site is now being used to store semi-truck chasses. Downstream sampling conducted along 7th Ave S has not indicated ongoing impacts from the site.

6. FORMER STERNOFF METALS (8TH AVE S ROADWAY)

Sternoff Metals operated a scrap metal salvage yard on the property at 7123 E Marginal Way S for 45 years until about 1986 (SAIC 2008). This 2.5-acre site is located along the east side of 8th Ave S. Most site runoff is collected in an onsite system that is plumbed to the combined sewer on E Marginal Way S. The company also operated an aluminum smelter and auto crusher at this property and reportedly received electrical transformers and capacitors. A number of other tenants occupied the property after Sternoff Metals, the most notable being Remedco, a thermal treatment company that applied for permits to treat petroleum contaminated soil at the site. Although the company never obtained the necessary permits, it did accumulate debris and soil at the site that was found to contain solvents and metals (Ecology 2008). Ecology sampled the debris/soil pile in 1999 and found the material contained 69-120 mg/kg PCBs. This material was subsequently removed and disposed at the Waste Management landfill in Arlington, Oregon. Soil samples collected from the sides and bottom of the excavation still contained 9-77 mg/kg PCBs (SAIC 2008).

In 2008, a community group collected soil samples in the right-of-way as part of an investigation to

determine whether a bioretention system could be installed along the east side of 8th Ave S near the former Sternoff property (Simson 2008). PCBs in soil samples collected at depths of 0-12 inches and 12-18 inches contained elevated levels of PCBs (4.4 – 5.9 mg/kg) and lead (309 - 4,700 mg/kg). The bioretention cell was subsequently moved to the next parcel south along 8th Ave S (approximately 200 feet) where testing confirmed that soils in the right-of-way were not contaminated. In July 2009, SDOT collected samples at depths of 0-7 feet at two soil borings located opposite the property at 7266 8th Ave S (Herrera 2009). Concentrations of TPH-Dx, PCBs, copper, chromium, lead, nickel, and zinc were well below MTCA Method A soil cleanup levels. Soil contamination in the right-of-way appears to be confined to the vicinity of the former Sternoff Metals site.

SPU collected additional source tracing samples in the right-of-way and on the former Sternoff property to determine whether PCBs found in the right-of-way could be coming from residual materials remaining on the site. Samples were collected from the right-of-way adjacent to the driveway on 8th Ave S and from dirt piles and the paved yard area on the property (Map D-6). Dirt in the gravel shoulder adjacent to the driveway entrance contained 3,600 – 6,900 ug/kg dw PCBs and dust scraped from the pavement in the yard area contained 1,340 ug/kg dw PCBs. The onsite soil piles contained lower concentrations of PCBs (182-530 ug/kg dw). Sample locations are shown on Map D-6. This site is on Ecology's list of known or suspected contaminated sites, but past cleanup activities and investigations have focused on removing onsite materials and have not considered the release of chemicals onto the right-of-way. Runoff from the right-of-way and site discharge exclusively to the combined sewer system.

Several businesses have moved into the property after the site was listed on the known or suspected contaminated sites list, including CDL Recycling, a gypsum recycling facility, and DTG Recycling, who acquired CDL Recycling in 2012. Community concerns regarding emissions of gypsum dust and trackout, as well as Ecology permitting challenges led to the facility's temporary closure in 2020. The site has operated periodically since 2020, shifting from gypsum to scrap construction and metals materials, which is transported to nearby facilities for processing and recycling. SPU continues to conduct business inspections at the site to verify that appropriate BMPs are being implemented to prevent further impacts to the site and adjacent ROW.

7. FORMER INDEPENDENT METALS / GREEN DAY TRADING (7TH AVE S SD AND DIRECT DISCHARGE)

The former Independent Metals / Green Day Trading Company was a metals recycling facility with facilities at 703 S Monroe St (storage yard), 747 S Monroe St (Plant 1), and 748 S Kenyon St (Plant 2). It went out of business in 2014.

In 2012, SPU and Ecology found PCBs (7 ug/L) in water samples collected from runoff entering the City MS4 on 7th Ave S from the storage yard, which was used to temporarily store truck chassis, enclosed empty shipping containers, empty truck trailers, and empty open top roll off containers. It was not manned and not fenced (Map D-7). Independent Metals agreed to immediately and permanently move all of the open roll off containers from the storage yard and subsequently moved the containers to the Plant 2 site adjacent to the waterway. SPU cleaned the catch basins on 7th Ave S SD in 2012. However, SPU found 1.15 ug/L total Aroclors when runoff entering the inlet on 7th Ave S was resampled later in 2013.

Independent Metals then scraped soil from the yard area and placed quarry spall along the

property adjacent to 7th Ave S to minimize runoff from the site. Soil was placed in piles on the east (interior) side of the property.

In 2016, SPU used a specially trained detection dog from the University of Washington Conservation Canine program to survey the storage yard and collected soil samples in areas where the dog (Sampson) showed interest. Only low levels of PCBs (<18 to 77 ug/kg dw) were present in the samples.

While in operation, site runoff from the main yard area at Plant 1 on S Monroe St was collected, treated, and discharged to the combined sewer under a King County discharge authorization until the facility shut down in 2014. King County collected storm drain solids samples from catch basins on the Plant 1 site in 2011 and found 101 – 2,710 ug/kg dw PCBs. In 2016, while conducting another survey with the detection dog, Sampson alerted to PCBs in a planter strip adjacent to the south driveway entrance on S Elmgrove St on the south side of the Plant 1 property. Elevated levels of PCBs were found in soil samples collected from the planter box (63,810 ug/kg dw in ODS40), dirt along the outside edge of the fence line (46,910 ug/kg dw in ODS41) and in the catch basin on the northwest corner of S Elmgrove St and 8th Ave S (924 ug/kg dw in CB73).

Sample locations are shown on Map D-7. It appears that PCBs may have been tracked off or may have run off the site and entered the planter strip. Runoff from the driveway flows east down S Elmgrove St and enters catch basin CB73 at 8th Ave S. CB73 discharges into the King County combined mainline which runs north on 8th Ave S. Most runoff from Plant 2 located at 816 S Kenyon St discharged directly to the LDW via a private onsite drainage system, but runoff from the driveway discharged to the combined sewer system on 8th Ave S (Map D-8). In 2009 and 2011, SPU found elevated levels of PCBs in an onsite catch basin (CB206) at Plant 2 (2,500 – 5,900 ug/kg dw). In 2016, SPU sampled catch basins at the driveway entrance on 8th Ave S (RCB229 and RCB310) which connect to the combined sewer system and found lower levels of PCBs (160 – 370 ug/kg dw).

8. SEATTLE BARREL (DIAGONAL AVE S CSO/SD)

SPU inspected the Seattle Barrel facility located at 4716 Airport Way S in 2003, 2006, 2008, 2009, 2014, 2016, and 2021 and over the years has worked with King County, Ecology Water Quality, Ecology Hazardous Waste, and EPA enforcement staff to control discharges to the City storm drain and sanitary sewer systems that serve this property (Map D-9). In 2008, SPU collected a sediment sample from a sump located at the southeast corner of the building that discharges to the sanitary sewer on Airport Way S (CB130). As shown in Table D-1, a number of chemicals exceeded the CSL/2LAET screening levels.

Table D-1: Seattle Barrel property source tracing results.

Chemical		Chemical	
Arsenic	480	LPAH	79.7
Copper	707	HPAH	37.9
Lead	1,230	BEHP	180
Mercury	21	Butyl benzyl phthalate	97
Zinc	1,460	Di-n-butyl phthalate	11
TPH-diesel	36,000	PCBs ^a	41 Y
TPH-oil	91,000	2-methyl naphthalene	39
Dibenzofuran	6.4	Phenol	13

Units: mg/kg

- a. PCBs were not detected, but the analytical detection limit was elevated (41,000 ug/kg dw) due to interferences from other chemicals.

King County Industrial Waste regulates discharges to the sanitary sewer at this site. The sewer on Airport Way S in this area can overflow to the Diagonal storm drain system at an overflow point located at Airport Way S and S Snoqualmie St. SPU records indicate that this station (CSO 111G) has overflowed six times in the past 10 years and not at all since the storm drain lines were cleaned in 2017:

December 9, 2015	45,457 gallons
December 7, 2007	914,600 gallons
December 14, 2006	56,200 gallons
November 18, 2003.....	172,400 gallons
October 20, 2003.....	235,400 gallons
March 3, 2003	42,000 gallons

SPU required the barrel cleaning facility to stop unloading drums in the right-of-way and to install barriers to prevent runoff and washwater from entering the street. SPU has also jetted, cleaned, and video-inspected the sanitary sewer and storm drain lines along Airport Way S.

The Seattle Department of Construction and Inspections issued a notice of violation to Seattle Barrel in 2016 because an 1,800 square foot addition to the building was constructed without a permit. Seattle Barrel was required to submit the appropriate permit application for this work.

SPU inspected Seattle Barrel in 2016 and found no violations of the City Stormwater Code. In 2017, SPU observed turbid water ponding on the BNSF railroad right-of-way adjacent to Seattle Barrel while inspecting an adjacent business and notified Ecology.

Shortly thereafter, King County inspectors observed two garden hoses terminating at the property line from two storage tanks at Seattle Barrel (Gowing 2017). SPU later video- inspected the storm drain on Airport Way S to confirm that there were no connections from the railroad right-of-way to the City MS4.

In 2019, Seattle Barrel was indicted for illegally discharging wastewater containing pH in excess of 12 to the sanitary sewer from approximately 2009 until September 2019 after EPA conducted covert monitoring of discharges to the sanitary sewer on Airport Way S

(US District Court 2019b). SPU staff assisted EPA in accessing the City sewer during the investigation.

Seattle Barrel was inspected again in 2021 during which no violations were observed. In 2023, the company and its owner were convicted of conspiracy, making false statements, and 33 counts of violating the Clean Water Act. The business was sentenced to five years of probation for these violations.

9. FORMER JON’S RECYCLING / CAM GRINDERS (2ND AVE S SD)



SPU identified Jon’s Recycling, a small recycling facility formerly located at 7620 2nd Ave S as a source of metals (copper, lead, mercury, and zinc), TPH-oil, TPH-diesel, and PCBs to the 2nd Ave S SD in SCIP 1. Between 2008 and 2010, SPU worked with this business to correct numerous problems associated with outdoor storage (e.g., leaking or oily machinery, electrical equipment, batteries, capacitors, ballasts, fluorescent tubes, paint, waste oil), lack of spill control/containment, poor housekeeping practices, and lack of secondary containment for fuel and oil storage areas). The business closed in 2013 and removed all material stored at the site. Map D10

Cam Grinders, Inc., a machine shop for gas and diesel engines, began operating at the site in 2017. SPU inspected the site in August 2017. Cam Grinders occupies the northern building and leases the

southern building to Book It Repertory Theatre. All work is conducted inside. The yard area was well swept, and general housekeeping practices were in order at the time of the inspection. However, due to elevated levels of mercury (2.11 – 4.34 mg/kg) found in samples collected from three onsite catch basins in 2017, SPU required Cam Grinders to clean these onsite drainage structures. Sample results from Jon’s Recycling and Cam Grinders is shown in Table D-6. Work was completed in November 2017.

Table D-2: Former Jon’s Recycling / Cam Grinders property source tracing results.

	SCO LAET	CSL 2LAET	CB116 5/1/08	CB116 6/7/10	CB116 8/25/17	CB280 8/25/17	CB282 8/25/17
Arsenic	57	93	30	50	21.8	29.2	25.1
Copper	390	390	2,110	806	375	426	822
Lead	450	530	1,180	1,540	348	321	386
Mercury	0.41	0.59	10.5	48	2.11	4.34	2.2
Zinc	410	960	2,690	2,950	1,630	862	966
TPH-oil	2,000 ^a	2,000 ^a	16,000	14,000	2,500	5,270	3,610
LPAH	5,200	5,200	1,000	1,300	933 J	1,577 J	2,077 J
HPAH	12,000	17,000	3,230	6,290 J	3,020 J	3,327	3,834
cPAH	1,000 ^b	1,000 ^b	572	914	378 J	429	452 J
PCBs	130	1,000	99 U	490	561	471	349
BEHP	1,300	1,900	29,000	39,000 B	8,390	14,700	12,300
Butyl benzyl phthalate	63	900	480	11,000	674	193	776
Dimethyl phthalate	71	160	550	850 U	274 J	109	296 U

 Exceeds SCO/LAET
 Exceeds CSL/2LAET

PCBs = polychlorinated biphenyls, TPH = total petroleum hydrocarbons, PAH = polycyclic aromatic hydrocarbons, BEHP = bis(2-ethylhexyl)phthalate

Units: mg/kg for metals and TPH-oil, ug/kg dw for organic compounds, ug TEQ/kg for cPAH BEHP = bis(2-ethylhexyl)phthalate

- MTCA Method A soil cleanup level for unrestricted use.
- Sample prepared using silica acid cleanup prior to analysis.
- Sediment remedial action level.

As shown in Table D-6, concentrations of all chemicals in the 2017 were much lower than measured in previous samples collected when the recycling facility occupied the site, and most were similar to concentrations found in other storm drains in the LDW. However, mercury remained significantly above the SMS screening levels. SPU plans to clean a portion of the drainage mainline adjacent to the property over the next SCIP period and will collect samples from nearby drainage assets and will request permission to sample the Cam Grinders drainage system during their next routine inspection.

10. CHEMITHON (PRIVATE SD)

SPU conducted a joint inspection with Ecology at Chemithon located at 5430 W Marginal Way SW in April 2006. Chemithon manufactures industrial equipment. The company noted that all stormwater and process water at the site was discharged to the sanitary sewer and that the outfall to the waterway had been plugged in the 1970s. A sample collected from an onsite catch basin (CB90) contained

elevated levels of copper (1,820 mg/kg), zinc (2,550 mg/kg) and PCBs (2,500 ug/kg dw). SPU notified King County Industrial Waste about the stormwater discharges to the sanitary sewer system and continued sampling on the Chemithon and adjacent LaFarge property to determine where the contaminants were coming from. Sample locations are shown on Map D-11.

A large block of old paint debris (approximately 40 lbs) found sitting next to a catch basin that had recently been cleaned contained 7,000 ug/kg dw PCBs and 1,760 mg/kg lead. Other samples from the onsite drainage system contained 1,040 – 1,660 ug/kg dw PCBs; lower levels of PCBs (421 – 810 ug/kg dw) were found in the storm drains on the LaFarge property. The paint appeared to be the source of PCBs in the Chemithon drainage system and they were required to jet and clean the entire onsite drainage system. Chemithon jetted and cleaned the onsite drainage system in October 2006. However, the contractor decanted the liquid material back to the onsite drainage system. SPU inspectors also found a number of catch basins that were not cleaned, so Chemithon jetted and cleaned their system again in late 2007.

Elevated levels of copper found in the Chemithon drainage system were traced to soil and spent sandblast grit piles (860 – 1,730 mg/kg) used in LaFarge's cement manufacturing process that was stored along the fence line between the two properties. LaFarge moved the piles away from the fence to keep this material out of the Chemithon drainage system.

King County required Chemithon to disconnect stormwater discharges from the combined sewer and redirect stormwater runoff back to the Duwamish. Chemithon has been discharging stormwater to the Duwamish since October 2007. Discharges are covered by an NPDES industrial general stormwater permit (WAR000033).

SPU resampled the vault at the downstream end of the Chemithon drainage system in 2012 and again found elevated levels of PCBs (2,200 ug/kg dw) and copper (464 mg/kg). The site remains permitted by Ecology and continues to utilize a private drainage system to discharge into the LDW.

11. FORMER WESTERN WATERPROOFING (DIAGONAL AVE S CSO/SD)

In 2014, SPU re-inspected Western Waterproofing located at 4429 Airport Way S and collected samples from private onsite catch basins and dirt on paved surfaces in the yard area as part of a source tracing effort in the S Snoqualmie St sub-basin of the Diagonal Ave S CSO/SD basin that was conducted to identify sources of mercury and PCBs that were found in MH18. Sample locations are shown on Map D-12 and results are summarized in Table D-3.

During the inspection, the property owner reported that the site had undergone an independent cleanup several years ago to remove PCB contamination. Given the high levels of PCBs found onsite, SPU required Western Waterproofing to sweep the yard area and jet/clean the onsite drainage system, as well as the City-owned lines between the property and MH18 where the PCBs were originally found and install a filter sock in the onsite catch basin. Work was completed in September 2014. The property owner also reportedly prohibited Western Waterproofing from temporarily stockpiling construction and demolition debris (e.g., masonry rubble and dust, coatings, and caulking) and from washing vehicles at the site to avoid bringing materials onsite that could contain PCBs. The owner resampled CB251 in December 2014 and found 5,200 ug/kg dw PCBs (EPI 2015). Western Waterproofing vacated the site in about 2016. Since then, the property has been leased to Central Welding Supply, Inc.

Table D-3: Former Western Waterproofing source tracing results.

Station ID	Description	Type	Date	Total PCBs (ug/kg dw)
MH18	Maintenance hole on City MS4 at S Snoqualmie St and 6 th Ave S	Inline grab	05/18/13	6,560
			07/06/12	45,900
CB2	Catch basin at northwest corner of the Western Waterproofing property			970
CB250	Catch basin on property immediately south of Western Waterproofing	Catch basin		770
CB251	Yard drain near driveway entrance	Catch basin	04/16/14	145,000
			05/14/14	16,100
			12/09/14	5,200 ^a
CB260	Surface dirt adjacent to CB251	Catch basin	05/14/14	28,900 J
CB261	Surface dirt at base of loading ramp on Western Waterproofing property	Catch basin	05/14/14	39,000
RCB251	Catch basin in parking lot south of the Western Waterproofing property	Catch basin	05/14/14	500
MH208	Maintenance hole in S Snoqualmie St at 7 th Ave S	Inline grab	10/19/18	239
ST09	Maintenance hole in S Snoqualmie St at 7 th Ave S	Sediment trap	05/08/19	284

a. Source (EPI 2015).

In 2018, SPU collected an inline grab sample and installed a sediment trap in a maintenance hole on the 48-inch pipe on S Snoqualmie St at 7th Ave S (MH208 and ST09). This maintenance hole is downstream of Western Waterproofing. The inline grab sample contained 239 ug/kg dw PCBs and the sediment trap sample collected in May 2019, contained 284 ug/kg dw PCBs. Based on these results, it appears that the Western Waterproofing site is no longer a significant source of PCBs to the City MS4.

12. SUN FOOD TRADING COMPANY

In 2014, SPU inspected Sun Food Trading Company located at 4715 6th Ave S and collected samples from private onsite catch basins and sampled paint chips found in catch basins and on paved areas at the site. Work was conducted as part of a source tracing effort in the S Snoqualmie St sub-basin of the Diagonal Ave S CSO/SD basin that was conducted to identify sources of mercury and PCBs that were found in MH18 (253-46,060 ug/kg dw). Sample locations are shown on Map D-13 and results are summarized in Table D-4.

Although elevated levels of PCBs were found in the onsite drainage system, the sample collected from RCB294 indicated that PCBs had not entered the City MS4. SPU required the property owner to sweep the pavement to remove paint chips and other debris, as well as jet/clean the private onsite drainage system and install filter socks in catch basins located near the southwest corner of the property. Work was completed in August 2014.

In 2018, SPU installed a sediment trap (ST10) in the City storm drain on 6th Ave S where Sun Food Trading's onsite drainage system connects to the City MS4 to assist in tracking PCBs in this area. Two inline grab samples collected in 2018 at MH231 contained 27.5 and 215 ug/kg dw PCBs. The trap sample retrieved in 2019 contained 265 ug/kg dw. These results are consistent with the 2014 sample results and continue to indicate that PCBs present on the Sun Food Trading property are not reaching the City MS4. A site inspection in 2021 did not identify any ongoing potential sources of PCB containing paint chips.

Table D-4: Sun Food Trading Company site source tracing results.

Station ID	Description	Sample Type	Date	Total PCBs (ug/kg dw)
CB240	North end of property	Catch basin	04/04/14	270
			7/21/16	270
CB241	Southwest corner of building	Catch basin	04/04/14	10,000
			7/21/16	250 J
CB242	Adjacent to transformer pad	Catch basin	04/04/14	6,200
CB246	West of transformer pad	Catch basin	05/07/14	32,000
SunFoodP	Paint chip sample	Paint chip	04/04/14	45,000
CB247	Pump sump southeast of transformer pad	Catch basin	05/07/14	14,000
CB321	West end of property	Catch basin	11/16/16	722 J
CB248	Southwest of transformer pad	Catch basin	05/07/14	2,900
			7/21/16	30,000
RCB215	Inline catch basin on 6 th Ave S where onsite drainage system connects to MS4	Catch basin	05/28/09	77
			05/07/14	94
			07/21/16	27
MH231	Intersection of 6 th Ave S and S Alaska St	Inline grab	05/27/09	300
			05/28/09	270
			02/15/18	27.5
			10/19/18	215
ST10	Intersection of 6 th Ave S and S Alaska St	Sediment trap	05/08/19	265

13. 150 S RIVER ST (S RIVER ST SD)

SPU found elevated levels of PAHs in a catch basin and in surface dirt from the pavement adjacent to the catch basin in 2016 and 2018 in the yard area at 150 S River St. The surface dirt concentrations (118,118 ug/kg dw LPAH and 1,082,300 ug/kg dw HPAH) were some of the highest concentrations observed to date in the LDW samples.¹ Results are provided in Table D-10. The former tenant, V. Van Dyke was a trucking facility that specialized in transporting oversized loads. The site is currently occupied by CalPortland/Glacier Northwest, a cement distribution company, who uses the site for parking of cement mixer vehicles.

The property owner cleaned the surface pavement and the onsite drainage system (catch basins and pipes) and installed filter socks in the onsite catch basins. SPU re-sampled at ODS58 in 2019. PAH concentrations were significantly lower but continued to exceed source tracing screening levels.

Map D-14

The lack of material in the onsite catch basin indicates that the filter socks are functioning to minimize the amount of material leaving the site. SPU conducted business inspections at the site in 2021 and 2023. On site samples were not collected during these inspections, as permission to do so was not granted by the property owner. SPU will continue to inspect and re-sample this location as able to determine whether additional action is needed to control the release of PAHs to the S River St SD.

¹ Concentrations were similar to levels found at the King County Sheriff's facility in the Diagonal Ave S CSO/SD drainage basin that were thought to have been related to historic use of a coal tar sealant.

Table D-10: Source tracing results for 150 S River St property.

	SCO LAET	CSL 2LAET	CB270 2/23/16	ODS58 ^a 2/5/18	ODS58 5/23/19
TPH-oil	2,000 ^b	2,000 ^b	3,300	4,220	3,240
LPAH	5,200	5,200	2,470 J	118,118	3,609 J
HPAH	12,000	17,000	18,900	1,082,300	42,599
cPAH	1,000 ^c	1,000 ^c	2,130	119,300	4,610
Dibenzofuran	540	540	290 U	696	26.5 J
BEHP	1,300	1,900	7,600	12,300	1,910
Butylbenzyl phthalate	63	900	320	1,080	170
Dimethyl phthalate	71	160	590	8,960	576

Exceeds
 SCO/LAET
 Exceeds
 CSL/2LAET

Units: mg/kg for metals and TPH-oil, ug/kg dw for organic compounds, ug TEQ/kg for cPAH BEHP = bis(2-ethylhexyl)phthalate

- a. ODS = outside drainage system. Dirt on pavement adjacent to catch basin. Insufficient material in catch basin for analysis.
- b. MTCA Method A soil cleanup level for unrestricted use.
- c. Sediment remedial action level.

14. DENVER AVE S PCB SPILL

On June 5, 2019, an SPU inspector noticed strong PCB odors while driving down Denver Ave S between 1st Ave S and 2nd Ave S and collected a soil sample in the road shoulder where the PCB smell appeared to be the strongest, as well as solids samples from a storm drain inlet and catch basin in the adjacent street. PCBs in the samples were measured at 40,300, 6,970, and 69.4 mg/kg dw, respectively (Seattle and Geosyntec 2019). The Denver Ave S drainage system connects to the Diagonal Ave S CSO/SD drainage system at Diagonal Ave S. PCBs in soil and storm drain solids were comprised primarily of Aroclor 1242, which was commonly used in electrical equipment.

These findings triggered an emergency cleanup by the City (SPU and Seattle Department of Transportation). Initial steps were taken to prevent soil from entering the drainage system (inlet and catch basin grates were wrapped with geotextile fabric and contaminated soil was covered with plastic) and the area was fenced off to prevent pedestrians from entering. The City hired a consultant to collect additional samples to delineate the horizontal and vertical extent of the spill and hired a contractor to remove contaminated soil from the roadway shoulder and the storm drain system on Denver Ave S. Soil samples were collected from depths of 0 to 6 inches, 6 to 12 inches, and 12 to 18 inches. PCB concentrations in soil ranged from <0.05 mg/kg dw to 10,000 mg/kg dw. Soil contamination was found in a 38- feet by 530-feet area in the gravel shoulder along the southwest side of the roadway. The area affected by the spill is shown on Map D-15.

SPU also collected three additional inline grab samples from the 144-inch diameter Diagonal Ave S CSO/SD system downstream of Denver Ave S during a minus tide event in July when the mainline was

accessible for sample. Sample locations are shown on Map D-15.

Cleanup was conducted under a risk-based plan prepared in accordance with the Toxics Substance Control Act. The site cleanup level was established at 0.13 mg/kg dw PCBs. Work was completed in August of 2019. SPU's contractor jetted and cleaned about 1,542 feet of pipe in the Denver Ave S drainage system (Map D-15) and contaminated soil was removed to depths of between 1 and 3 feet. A total of approximately 981 tons of non-regulated PCB- contaminated soil and 40 tons of regulated PCB- contaminated soil/storm drain solids were removed and disposed at Waste Management's Columbia Ridge Landfill and Chemical Waste Landfill, respectively in Arlington, Oregon. Soil samples were collected at the base of excavation to confirm that all contaminated soil was removed. All samples were below the site cleanup level. However, one sidewall sample at the edge of the pavement (0.15 ug/kg dw PCBs) exceeded the cleanup level. In addition, seven bottom samples were also analyzed using the synthetic precipitation leaching procedure to confirm that any remaining residual PCBs would not leach to groundwater. PCBs were not present in any of the samples (reporting limits ranged from 0.01 to 0.082 ug/L).

Downstream from the PCB spill site, SPU has collected regular samples from a vault structure which impounds solids that have been

15. REFERENCES

AECOM. 2016. Terminal 117 cleanup. Removal action construction report, Phase 1: sediment and upland cleanup. Prepared for the Port of Seattle by AECOM Environment, Seattle, WA.

City of Seattle. 2016. Seattle's source control plan for the Lower Duwamish Waterway (2015-2020). Seattle, WA.

Ecology. 2012. Stormwater Compliance Inspection Report, Seattle Iron and Metals Annex. Washington State Department of Ecology, Bellevue, WA.

EPI. 2012. Remedial Action Work Plan – Marine Lumber South Yard. Prepared for Marine Lumber Service, Inc. by Environmental Partners Inc., Issaquah, WA.

EPI. 2015. PCB and PAH mitigation measures summary report. Western Waterproofing site, 4429 Airport Way South, Seattle, Washington 98108. Prepared for PJM III LLC by Environmental Partners, Inc., Issaquah, WA.

Floyd | Snider. 2009. Seattle Iron and Metals: Stormwater discharge planning. Floyd | Snider, Seattle, WA.

Gowing, T. 2017. Personal Communication (November 28, 2017 visit record/note to file). King County Industrial Waste Program, Seattle, WA.

Hamlin, T.B. 2019. Personal communication (May 3, 2019 letter to Rainier Commons LLC regarding Phase 1 completion report for Rainier Commons). U.S. Environmental Protection Agency, Seattle, WA.

Integral and AECOM. 2018. Final joint long-term monitoring and maintenance plan. Lower Duwamish Waterway Superfund site, Terminal 117 Early Action Plan. Prepared for Port of Seattle and City of Seattle by Integral Consulting, Inc., Seattle, WA and AECOM Environmental, Seattle, WA.

Integral and AECOM. 2018. Final joint long-term monitoring and maintenance plan, Lower Duwamish Waterway Superfund site, Terminal 117 Early Action Area. Prepared for Port of Seattle and City of Seattle by Integral Consulting, Inc., Seattle, WA and AECOM Environment, Seattle, WA.

Integral, DCG, Inc., and Moffat & Nichol. 2014. Final Removal Action Design Report,

Adjacent streets and stormwater, Lower Duwamish Waterway Superfund site, Terminal 117 Early Action Area. Prepared for City of Seattle By Integral Consulting, Seattle, WA, DCG, Inc., Lake Forest Park, WA and Moffat & Nichol, Seattle, WA.

Integral. 2017. Removal action construction and completion report. Phase 2: Adjacent streets and residential yards study area, Part 2: Adjacent streets and stormwater, Lower Duwamish Waterway Superfund site, Terminal 117 early action area. Prepared for City of Seattle by Integral Consulting, Inc., Seattle, WA.

Lansing, D. 2017. Personal communication (October 25, 2017 email to Mike Jeffers, Seattle Public Utilities regarding cleaning catch basin at Rainier Commons). Rainier Commons LLC, Seattle, WA.

Mullin, M. 2019. Personal communication (May 5, 2019 email regarding Rainier Commons update). U.S. Environmental Protection Agency, Seattle, WA.

SAIC. 2008. Lower Duwamish Waterway RM 2.3 – 2.8 east, Seattle Boiler Works to Slip 4, Summary of existing information and identification of data gaps. Prepared for Washington State Department of Ecology by Science Applications International Corporation, Bothell, WA.

Seattle and Geosyntec. 2019. Draft risk-based cleanup and disposal plan, Denver Ave S PCB spill. Prepared by City of Seattle and Geosyntec Consultants, Inc., Seattle, WA.

Simson, C. 2008. Personal communication (December 31, 2008 email to Dan Cargill, Washington State Department of Ecology transmitting results from soil samples collected along 8th Ave S), Seattle, WA.

US District Court. 2019a. Consent Decree, Puget Soundkeeper Alliance versus Seattle Iron and Metals Corporation. Case No. 12-01201RSM filed January 17, 2019 in US District Court Western District of Washington, Seattle, WA.

US District Court. 2019b. Indictment, United States of America versus Louie Sanft, John Sanft, and Seattle Barrel and Cooperage Company, CR19-258 RAJ. US District Court Western District of Washington, Seattle, WA.

US District Court. 2023. Press Release, Seattle Barrel cleaning company and its owner sentenced for ten-year water pollution scheme, US Attorney's Office, Western District of Washington, Seattle, WA,

MAPS



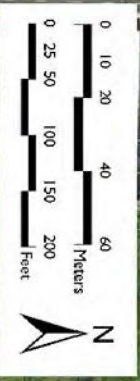
T-117 EAA boundary

- Residential Yards cleanup area - Phase 2 (2012)
- Sediment cleanup area - Phase 1 (2013-2014)
- Upland cleanup area - Phase 1 (2013-2014)
- Adjacent Streets cleanup area - Phase 2 (2014-2015)
- Stormwater management area - Phase 2 (2014-2015)
- Not included in EAA
- Navigation channel

Residential Yards cleanup area - Phase 2

Adjacent Streets and Stormwater cleanup area - Phase 2

T-117 EAA boundary









Map D-1

T-117 Early Action Cleanup Site Overview
Lower Duwamish Superfund Site - Terminal 117 Early Action Area





Legend




Sample_locations

-  Sediment trap
-  Storm drain solids
-  Street dirt
-  Underdrain
-  Bioretention cell
-  Filterra tree box unit

Structures

-  Other Mainline End Point
-  Maintenance hole

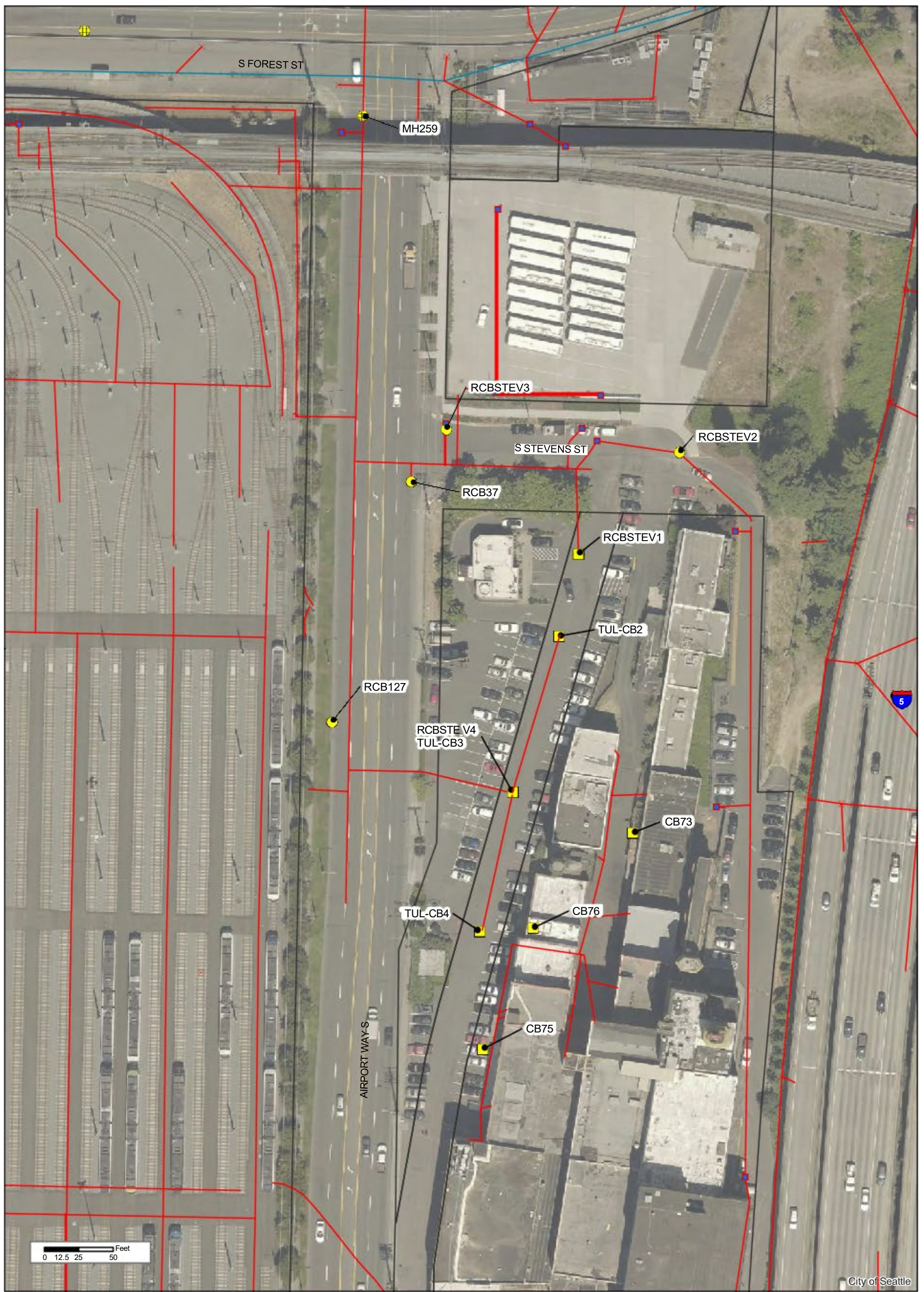
Utilities

-  MS4
-  Sanitary sewer
-  Combined sewer

Lower Duwamish Waterway
 Map No. D-2 - Terminal 117 Adjacent Streets
 sample locations



Produced by Seattle Public Utilities. No guarantee of any sort implied, including accuracy, completeness, or fitness for use. City of Seattle, 2020. All rights reserved.



City of Seattle

Lower Duwamish Waterway

Map No. D-3 - Rainier Commons sample locations



Produced by Seattle Public Utilities. No guarantee of any sort implied, including accuracy, completeness, or fitness for use. City of Seattle, 2020. All rights reserved.

Legend

Source samples

- Catch basin
- ⊕ Inline grab
- + Sediment trap
- Right-of-way catch basin

Catch basin

- Catch Basin
- Catch Basin Grated Top
- Flow Control Catch Basin

Storm drains

- non-MS4
- MS4
- Parcels

\\spushare03\GIS\MapD3_RainierCommons.mxd



Legend

- Source samples**
- Catch basin
 - # Inline grab
 - + Sediment trap
 - Right-of-way catch basin

- Catch basin**
- ⊗ Catch Basin
 - Catch Basin Grated Top
 - ⊗ Flow Control Catch Basin

- Storm drains**
- non-MS4
 - MS4
 - Parcels

Lower Duwamish Waterway
 Map No. D-4 - Seattle Iron and Metals
 Corporation sample locations



Produced by Seattle Public Utilities. No guarantee of any sort implied, including accuracy, completeness, or fitness for use. City of Seattle, 2020. All rights reserved.

I:\spushareo\GIS\MapD4\MapD4_SIMC.mxd



Lower Duwamish Waterway



Map No. D-5 - Marine Lumber sample locations






Produced by Seattle Public Utilities. No guarantee of any sort implied, including accuracy, completeness, or fitness for use. City of Seattle, 2020. All rights reserved.

Legend

Source samples

-  Soil / surface dirt
-  Area excavated by Marine Lumber

Catch basin

-  Catch Basin
-  Catch Basin Grated Top
-  Flow Control Catch Basin

Storm drains

-  non-MS4
-  MS4
-  Parcels

\\spshare03\US\GIS\Members\Beth_Schmoyer\arcmap\SCP2\SCP2_MapD6_SternoffMetals.mxd



Legend

- Source samples**
- Catch basin
 - ▲ Soil / surface dirt
- Catch basin**
- Catch Basin
 - Catch Basin Grated Top
- Storm drains**
- non-MS4
 - MS4
 - SPU Sanitary Main
 - SPU Combined Main
 - King County Sewer Main
 - Private Sanitary Main
 - Parcels

Lower Duwamish Waterway
 Map No. D-6 - Sternoff Metals
 sample locations



Produced by Seattle Public Utilities. No guarantee of any sort implied, including accuracy, completeness, or fitness for use. City of Seattle, 2020. All rights reserved.

City of Seattle



Legend

- Source samples**
- Catch basin
 - ▲ Soil / surface dirt
 - Right-of-way catch basin

SYMBOL

- CSO-KC
- Unknown

Catch basin

- Catch Basin
- Catch Basin Grated Top

Storm drains

- non-MS4
- MS4
- SPU Sanitary Main
- SPU Combined Main
- King County Sewer Main
- Parcels

Lower Duwamish Waterway
 Map No. D-7 - Independent Metals
 Plant 2 sample locations



Produced by Seattle Public Utilities. No guarantee of any sort implied, including accuracy, completeness, or fitness for use. City of Seattle, 2020. All rights reserved.

\\spushare03\GIS\Members\Beeth_Schmoyer\arcmap\SCIP2\SCIP2_Map07_indMetals.mxd



Legend

- Source samples**
- Catch basin
 - ⊕ Inline grab
 - + Sediment trap
 - ▲ Soil / surface dirt
 - Right-of-way catch basin

- Catch basin**
- ⊗ Catch Basin
 - Catch Basin Grated Top
 - ⊗ Flow Control Catch Basin

- Storm drains**
- non-MS4
 - MS4
 - Parcels

Lower Duwamish Waterway
 Map No. D-7 - Independent Metals
 Plant 1 sample locations



Produced by Seattle Public Utilities. No guarantee of any sort implied, including accuracy, completeness, or fitness for use. City of Seattle, 2020. All rights reserved.

\\spushare03\GIS\MapServer\Map08_IndMetals.mxd

City of Seattle



Lower Duwamish Waterway

Map No. D-9 - Seattle Barrel
sample locations



Produced by Seattle Public Utilities. No guarantee of any sort implied, including accuracy, completeness, or fitness for use. City of Seattle, 2020. All rights reserved.

Legend

Source samples

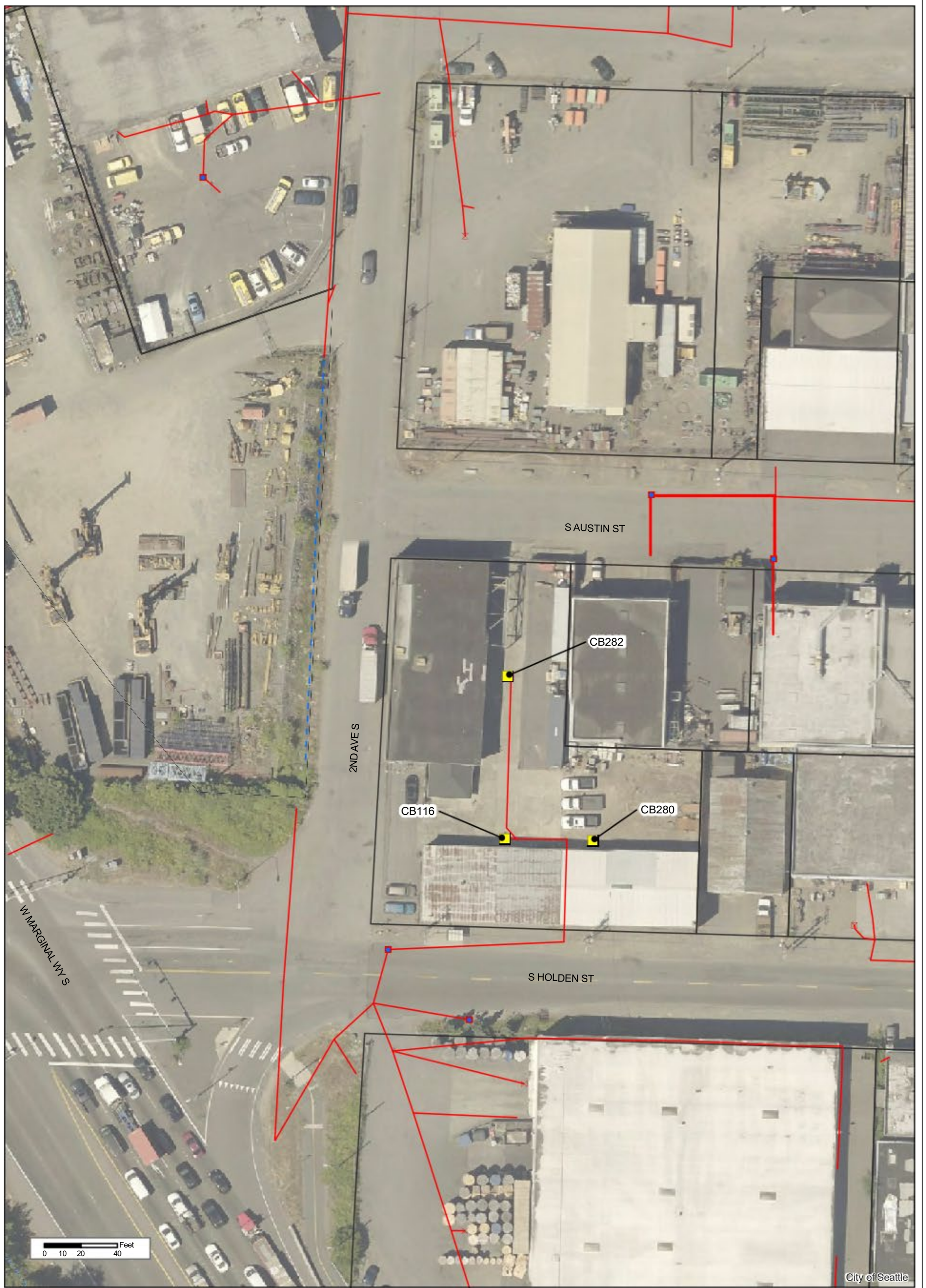
- Catch basin
- ▲ Outside drainage system
- Right-of-way catch basin

Catch basin

- Catch Basin
- Catch Basin Grated Top
- Flow Control Catch Basin

Storm drains

- non-MS4
- MS4
- Parcels



City of Seattle

Lower Duwamish Waterway

Map No. D-10 - Former Jon's Recycling / Cam Grinder sample locations



Produced by Seattle Public Utilities. No guarantee of any sort implied, including accuracy, completeness, or fitness for use. City of Seattle, 2020. All rights reserved.

Legend

Source samples

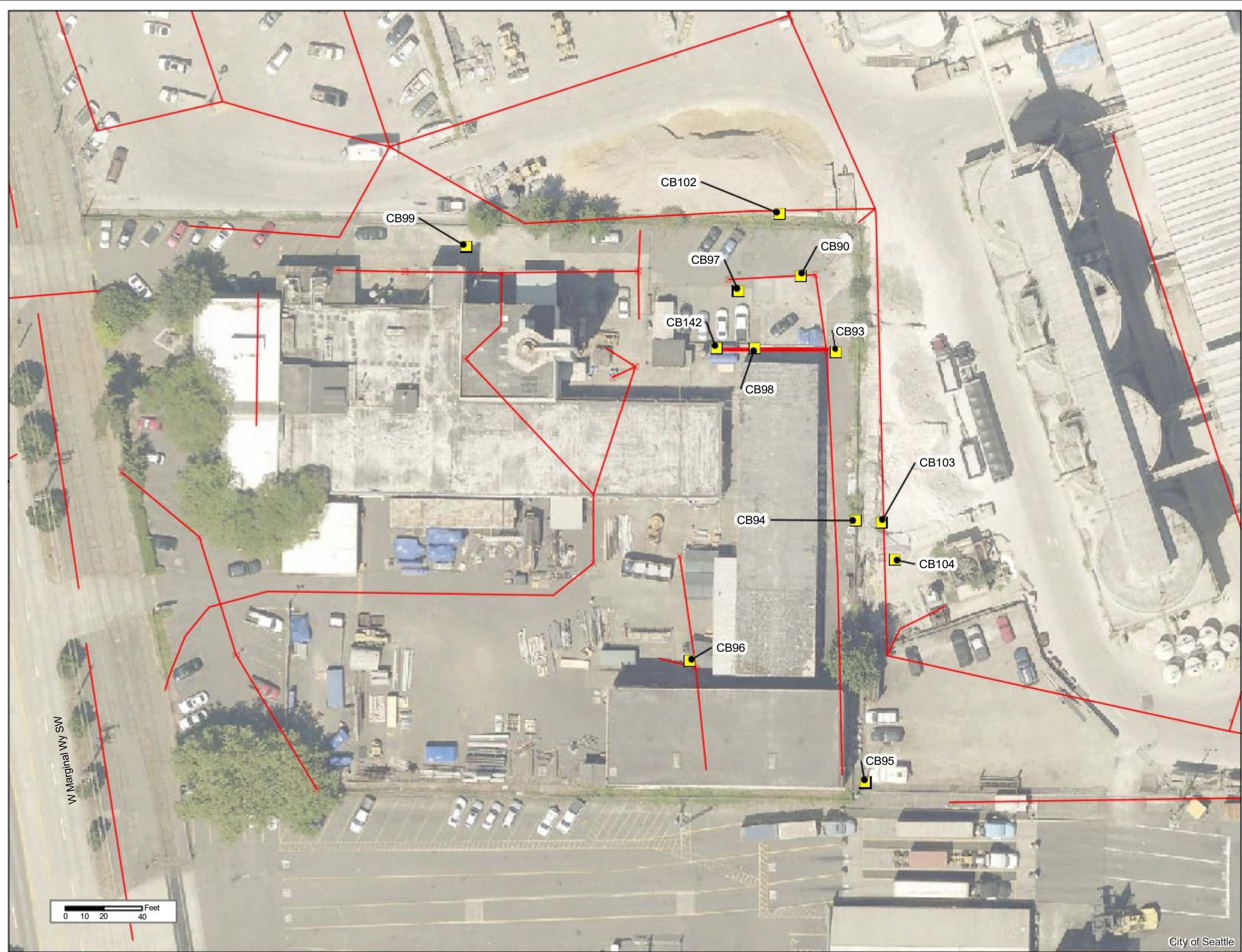
- Catch basin
- ⊕ Inline grab
- + Sediment trap
- Right-of-way catch basin

Catch basin

- Catch Basin
- Catch Basin Grated Top
- Flow Control Catch Basin

Storm drains

- non-MS4
- MS4
- Parcels



Legend

Source samples

- Catch basin
- # Inline grab
- + Sediment trap
- Right-of-way catch basin

Catch basin

- Catch Basin
- Catch Basin Grated Top
- Flow Control Catch Basin

Storm drains

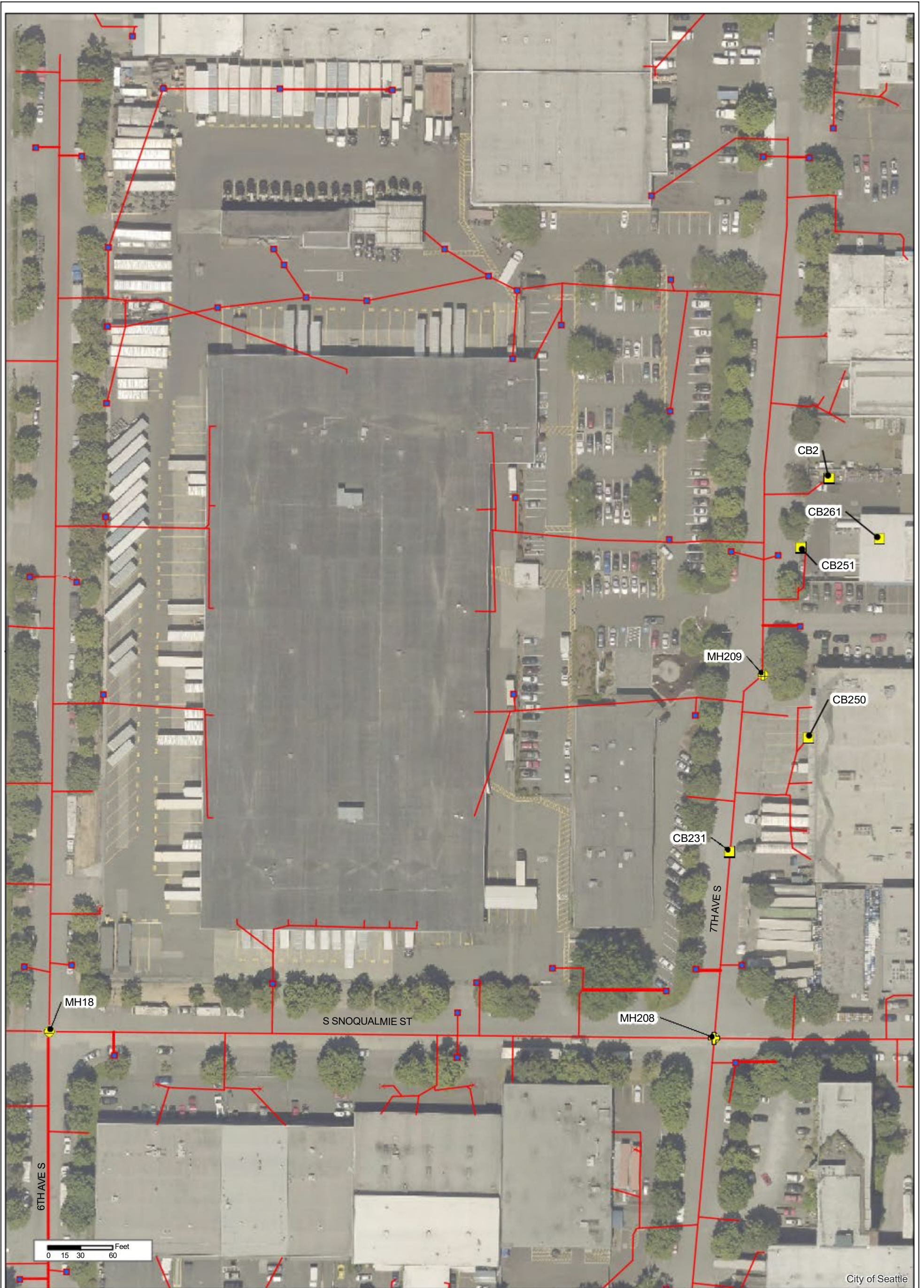
- non-MS4
- MS4

Lower Duwamish Waterway

Map No. D-11 - Chemithon samples



Produced by Seattle Public Utilities. No guarantee of any sort implied, including accuracy, completeness, or fitness for use. City of Seattle, 2020. All rights reserved.



Lower Duwamish Waterway

Map No. D-12 - Western Waterproofing samples



Produced by Seattle Public Utilities. No guarantee of any sort implied, including accuracy, completeness, or fitness for use. City of Seattle, 2020. All rights reserved.

Legend

Source samples

- Catch basin
- ⊕ Inline grab
- + Sediment trap
- Right-of-way catch basin

Catch basin

- × Catch Basin
- Catch Basin Grated Top
- ⊕ Flow Control Catch Basin

Storm drains

- non-MS4
- MS4
- base_screen



Lower Duwamish Waterway

Map No. D-13 - Sun Food Trading Company samples



Produced by Seattle Public Utilities. No guarantee of any sort implied, including accuracy, completeness, or fitness for use. City of Seattle, 2020. All rights reserved.

Legend

Source samples

- Catch basin
- Inline grab
- + Sediment trap
- Right-of-way catch basin

Catch basin

- × Catch Basin
- Catch Basin Grated Top
- ⊠ Flow Control Catch Basin

Storm drains

- non-MS4
- MS4



Lower Duwamish Waterway

Map No. D-14 - 150 S River St
sample locations



Produced by Seattle Public Utilities. No guarantee of any sort implied, including accuracy, completeness, or fitness for use. City of Seattle, 2020. All rights reserved.

Legend

Source samples

- Catch basin
- ▲ Surface dirt

Catch basin

- Catch Basin
- Catch Basin Grated Top
- Flow Control Catch Basin

Storm drains

- non-MS4
- MS4
- Parcels



Legend

Sample locations

- Inline grab
- ▲ Soil / surface dirt
- Right-of-way catch basin
- Storm drain cleaned
- Approximate boundaries of PCB spill

Structures

- Drop MH; Drop Connection MH
- Maintenance Hole
- Catch Basin MH, CB, CB Large Inlet
- ▲ Overflow MH
- Other MH
- Plug
- Tee
- Outfall
- Water Quality Structure
- Other Mainline End Point

Storm Drains

- MS4
- non-MS4

Lower Duwamish Waterway
 Map No. D-15 - Denver Ave S PCB spill
 sample locations



Produced by Seattle Public Utilities. No guarantee of any sort implied, including accuracy, completeness, or fitness for use.
 City of Seattle, 2020. All rights reserved.

Appendix E:
Basin Prioritization Process

Appendix E: Basin Prioritization

CONTENTS

1. Overview of Prioritization Process.....	E-1
2. Storm Drain Solids Data.....	E-2
2.1. Near End-of-Pipe Samples.....	E-4
2.2. Basin to Basin Comparisons.....	E-6
3. In-Waterway Sediment Data.....	E-7
3.1. Data Used in Analysis.....	E-9
3.2. Storm Drain Solids to Waterway Sediment Comparisons.....	E-10
4. Recontamination Assessment from the LDW Feasibility Study.....	E-11
5. Summary Rankings.....	E-13
6. References.....	E-13

TABLES

Table E-1: Screening levels used for storm drain solids.....	E-3
Table E-2: Near end-of-pipe inline samples used in the prioritization process.....	E-5
.....	E-8
Table E-3: Sediment cleanup objectives.....	E-8
Table E-4: Sediment remedial action levels.....	E-9
Table E-5: Chemistry inputs to the FS recontamination analysis.....	E-12
Table E-6: Lateral inputs to the LDW sediment transport model.....	E-13

Figures

Figure E-1: Basin prioritization process.....	E-1
---	-----

MAPS

- Map E-1: Waterway sediment samples—Upper reach
- Map E-2: Waterway sediment samples—Middle reach
- Map E-3: Waterway sediment samples—Lower reach
- Map E-4: Outfalls and basins used in the LDW sediment transport model.
- Map E-5: STM grid cells with greater potential for recontamination.

Appendix E describes how the City prioritized drainage basins and work activities to be conducted over the next 5 years as part of Seattle’s Source Control Implementation Plan to support LDW cleanup actions. The City used multiple lines of evidence to prioritize drainage basins/systems so that future activities could be focused on the most critical areas. There are no hard and fast rules for prioritizing basins. Instead, the City used simple criteria to establish priorities recognizing that things often change as a result of sampling results (a new problem area can be identified at any time), business inspections, water quality complaints, spills, and other drivers.

1. OVERVIEW OF PRIORITIZATION PROCESS

The prioritization process is summarized in Figure E-1. It utilizes two key data sets, storm drain solids samples collected by the City, in-waterway sediment sampling data collected and compiled for Tasks 2 and 3 of the third amendment to the Administrative Order on Consent for the remedial investigation/feasibility study of the Lower Duwamish Waterway (EPA 2016). Prioritization focuses on identifying discharges that could contribute to exceedances of the RALs for contaminants of concern identified in waterway sediment. The following three basic steps were used in the process:

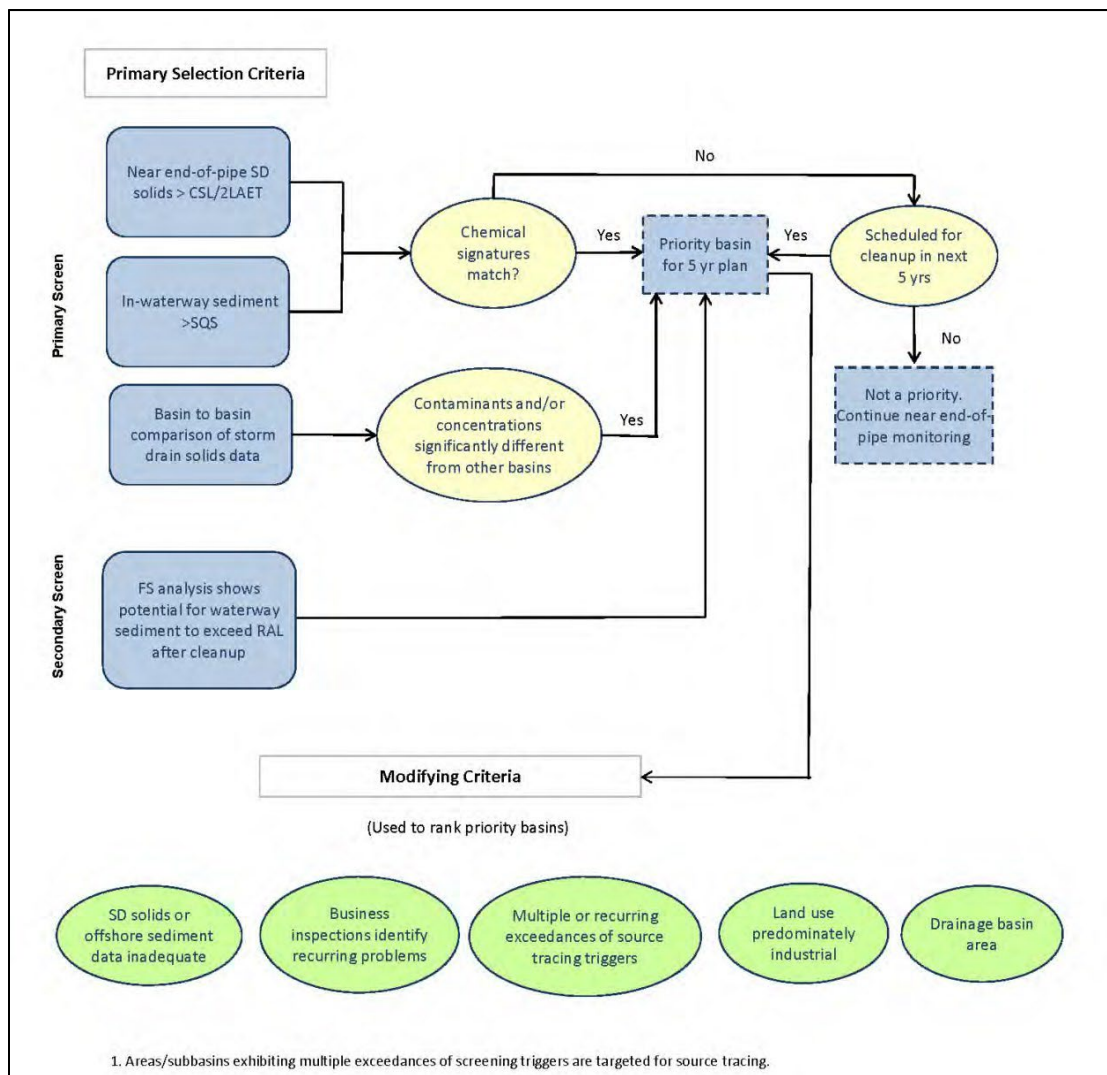


Figure E-1: Basin prioritization process.

- **Primary screen.** Storm drains were first screened based on storm drain solids to offshore sediment and storm drain to storm drain comparisons. The solids to sediment screening was performed to identify where elevated levels of contaminants were found in both offshore sediment in the vicinity of the outfall and storm drain solids samples collected from near the end of pipe or point of discharge to the waterway. When matches were found, the basins were identified as a source control priority. Methods used in this analysis are described in more detail in Section 3.2.

Storm drain to storm drain comparisons were conducted to assess whether one storm drain exhibited a different contaminant signature than other drains in the LDW. Differences in either the contaminants present, or the levels of contaminants present can indicate the presence of a unique source(s) in that basin. Systems that exhibited higher concentrations of chemicals than other drains in the LDW were flagged as priorities regardless of whether the chemicals exceeded the CSL/2LAET trigger.

- **Secondary screen.** A secondary screen was conducted to capture other relevant criteria such as results of the sediment transport/bed composition model (ST/BCM) that was developed during the Feasibility Study to assess recontamination potential (see Appendix J of the Feasibility Study, AECOM 2012b) and the cleanup schedule which will drive priorities in the future.
- **Ranking.** Basins that are identified as priority basins based on the primary and secondary screening process are informally ranked based on the following modifying criteria:
 - Knowledge of ongoing sources and pollution-generating activities in each drainage basin that has been gained through the business inspection program.
 - Drainage basin size, which provides an indication of pollutant loading potential.
 - Multiple and recurring exceedances of the primary screen source tracing triggers for COCs identified in waterway sediment, which indicates need for additional source tracing.
 - Land use characteristics such as percentage of industrial use in the basin.

The informal rankings are used to help schedule source control activities.

2. STORM DRAIN SOLIDS DATA

The City has collected over 1,700 samples of storm drain solids from 24 drainage systems in the LDW. As shown on Map 1 of the Map Atlas, these samples are geographically distributed throughout the drainage basins that discharge to the LDW. From a source perspective, these data form the City's basis of understanding of the types and levels of pollutants that could affect waterway sediment after cleanup.

The potential for stormwater discharges to affect the quality of offshore sediments is a function of a number of criteria, including chemical concentrations in the storm drain solids, drainage basin area, and volume of stormwater discharged, as well as the physical conditions offshore of the outfall. Storm drain solids chemistry varies, and certain chemicals are more of a concern than others. Based on data collected to date, chemical parameters can be broken into the following three general categories:

- a. Chemicals that rarely exceed the SCO/LAET screening levels. Because the Remedial Action Levels (RAL) established for most chemicals in the LDW are based on the SCO, chemicals that fall into this category are very unlikely to cause waterway sediment to exceed the RALs following cleanup. Chemicals found in storm drain solids that fall into this category include arsenic, copper, lead, mercury, and LPAH. These chemicals are below the SCO/LAET screening levels in 90-98 percent of the samples collected to date. However, there are a few individual drains

where some of these chemicals are still considered a concern, because concentrations are significantly different than in other storm drains. These exceptions are described in Section 2.2.

- b. Chemicals that exceed the SCO/LAET screening levels, but rarely exceed the CSL/2LAET screening levels. Chemicals that fall into this category are also believed to have a relatively low likelihood of causing waterway sediment to exceed the RALs after cleanup because storm drain discharges rapidly disperse and mix with suspended sediment and bedded sediment within the waterway. One possible exception is offshore of large outfalls where storm drain solids could accumulate in quantities sufficient enough to affect sediment quality. Zinc, PCBs, and most phthalates (except BEHP) fall into this category.
- c. Chemicals that frequently exceed the CSL/2LAET screening levels. These chemicals are considered to have a greater chance of causing waterway sediment to exceed the RALs. BEHP is the only chemical that falls into this category. It exceeded the CSL/2LAET screening level in over 70 percent of the storm drain solids samples collected to date.

Screening levels used to assess source tracing storm drain solids are listed in Table E-1.

Table E-1: Screening levels used for storm drain solids.

Chemical	SCO/LAET	CSL/2LAET
Metals (mg/kg)		
Arsenic	57	93
Copper	390	390
Lead	450	530
Mercury	0.41	0.59
Zinc	410	960
Total Petroleum Hydrocarbons (mg/kg)		
TPH-diesel	2,000 ^a	2,000 ^a
TPH-oil	2,000 ^a	2,000 ^a
LPAH (ug/kg dw)		
Acenaphthene	500	500
Acenaphthylene	1,300	1,300
Anthracene	960	960
Fluorene	540	540
Naphthalene	2,100	2,100
Phenanthrene	1,500	1,500
LPAH	5,200	5,200
HPAH (ug/kg dw)		
Benzo(a)anthracene	1,300	1,600
Benzo(a)pyrene	1,600	1,600
Benzo(g,h,i)perylene	670	720
Chrysene	1,400	2,800
Dibenz(a,h)anthracene	230	230
Fluoranthene	1,700	2,500
Indeno(1,2,3-cd)pyrene	600	690
Pyrene	2,600	3,300

Chemical	SCO/LAET	CSL/2LAET
Total benzofluoranthenes	3,200	3,600
HPAH	12,000	17,000
cPAH (ug TEQ/kg)	5,500 ^b	5,500 ^b
Phthalates (ug/kg dw)		
Bis(2-ethylhexyl)phthalate	1,300	1,900
Butyl benzyl phthalate	63	900
Diethyl phthalate	200	
Dimethyl phthalate	71	160
Di-n-butylphthalate	1,400	1,400
Di-n-octylphthalate	6,200	
Total PCBs (ug/kg dw)	130	1,000
Other organics (ug/kg dw)		
1,2,4-Trichlorobenzene	31	51
1,2-Dichlorobenzene	35	50
1,4-Dichlorobenzene	110	110
2,4-Dimethylphenol	29	29
2-Methylnaphthalene	670	670
2-Methylphenol	63	63
4-Methylphenol	670	670
Benzoic acid	650	650
Benzyl alcohol	57	73
Dibenzofuran	540	540
Hexachlorobenzene	22	70
Hexachlorobutadiene	11	120
N-Nitrosodiphenylamine	28	40
Pentachlorophenol	360	690
Phenol	420	1,200

- a. MTCA Method A soil cleanup level for unrestricted use
- b. Remedial Action Level (RAL) for intertidal and subtidal sediments.

2.1. NEAR END-OF-PIPE SAMPLES

SPU collects inline samples (grabs and or sediment traps) from maintenance holes located near the downstream end of the system in many of the storm drains owned or used by the City that discharge to the LDW. Samples are collected as close as possible to the downstream end of the City MS4. These so-called near end-of-pipe (NEP) samples are used to roughly characterize the quality of solids discharged from the City MS4 to the LDW. The City considers these samples to be representative of what is discharged to the LDW from City storm drains, because they are a composite of the material discharged throughout the basin. Other samples, such as catch basin samples and inline samples located farther upstream in the system represent conditions in specific locations or sub-basins within the larger drainage basin and are not necessarily representative of what is discharged to the waterway. For example, catch basin samples represent contributions from very small areas (usually less than 10,000 square feet) and screening level exceedances in these samples is not expected to affect offshore sediment. Consequently, near-end-of-pipe inline grabs and traps were selected as most representative. Ideally, a single NEP location would be sampled in each drainage system. However, due to the

configuration of the City’s MS4, multiple locations are often needed to capture representative solids samples. Lack of sediment accumulation in the system can also be problematic. In these situations, SPU sometimes collects grab samples from catch basins to represent portions of the drainage system where inline sampling was not feasible.

The near end-of-pipe samples selected for this analysis are listed in Table E-2 and shown on Map E-2. Only samples collected since the most recent cleaning were used in the analysis because samples collected before the lines were cleaned are not considered representative of current conditions.

Table E-2: Near end-of-pipe inline samples used in the prioritization process.

Outfall	Near end-of-pipe inline station(s)
<i>Upper Reach</i>	
16 th Ave S SD (east)	MH201
	16 th -ST1
KCIA SD#2/PS 78 EOF	No samples ^a
KCIA SD#1	MH47
S Norfolk CSO/EOF/SD	NST2 ^b
	NST5
I5 SD at S Ryan St	MH215
16 th Ave S SD (west)	RCB210 ^d
17 th Ave S SD	17 th -ST1
S 96 th St SD	96 th -ST1
Duwamish substation SD#3	DS-CB-I3 ^d
Duwamish substation SD#2	DS-CB-H1 ^d
Duwamish substation SD#1	No samples
W Marginal PI S SD	DS-TD-01 ^d
<i>Middle Reach</i>	
Head of Slip 2 SD	MH38
1 st Ave S SD (east)	MH39
	MH264
	MH265
S River St SD	MH211
S Brighton St SD	MH222
	MH223
S Myrtle St SD	MYR-ST1
	MH100
S Garden St SD	GDN-ST1
I5 SD at Slip4	SL4-T6
	RCB-D071039
	RCB-D071041
	MH32
Georgetown SD	MH23
North Boeing Field SD	No samples ^e
KCIA SD #3/PS44 EOF	No samples ^a
SW Kenny St SD/T115 CSO	KN-ST1

Outfall	Near end-of-pipe inline station(s)
Middle Reach (cont.)	
Highland Park Wy SW SD	HP-ST4
	HP-ST6
1 st Ave S SD (west)	1 st -ST1
	1 st -ST2
2 nd Ave S SD	MH241
West Seattle reservoir overflow	No samples ^f
S Webster St SD	RCB298
7 th Ave S SD	7 th -ST1
	MH20
Lower Reach	
S Nevada St SD	RCB312
	MH206
Diagonal Ave S CSO/SD	ST1
SW Dakota St SD	RCB200A
SW Idaho St SD	ID-ST2
South Operations Center SD	MH90

- a. No MS4 connections; emergency sanitary sewer overflow.
- b. NST2 decommissioned due to site modifications at Emerald Gateway Property
- c. Runoff from MS4 passes through King County bioretention system before discharging to LDW.
- d. Due to small size of drainage basins, catch basin samples assumed to be representative of inline solids.
- e. Storm drain no longer active.
- f. No MS4 connections; overflow for drinking water reservoir.

2.2. BASIN TO BASIN COMPARISONS

Storm drain solid data used for the basin to basin comparisons included samples collected between August 18, 2003 to June 30, 2024 that were in the MS4 and identified as non-ODS samples (outside the drainage system, which include soil, surface dirt, and paint samples). Private property catch basin samples were excluded, as the material within these are not representative of what may be present within the publicly owned system. In addition, to account for line cleaning activities, samples that were collected at any time in lines that have “never been cleaned” and samples that were collected “post cleaning” in lines that have been cleaned in the past 10 years, were used in the analysis. Samples collected prior to cleaning were excluded from the analysis because these samples are no longer representative of conditions in the drainage system.

Storm drain solids data were compiled by outfall and data summarized in the form of statistical tables to facilitate comparisons between basins. Box plots for the included samples for each basin are included in the SCIP3 document itself. A visual review of each box plot was performed to identify obvious differences between drains. Varying levels of differences were noted. However, storm drains where the median concentration of a chemical in one storm drain was considerably higher than at the others in the LDW were prioritized because these differences suggest a higher level of source contributions in these systems. For this analysis, differences were noted when the median concentration was greater than 2 times the median of the median concentrations measured in all outfalls sampled.

3. IN-WATERWAY SEDIMENT DATA

Available waterway sediment data were reviewed to identify locations where chemical concentrations in samples collected near outfalls exceeded the Washington State Sediment Management Standards sediment cleanup objective (SCO). This type of analysis does not indicate causality but can be used to focus source control activities on those outfalls and chemicals with actual potential for recontamination above the sediment remedial action levels (RALs), the goal established by Ecology for source control in the LDW (Ecology 2016). SCOs are listed in Table E-3 and RALs are listed in Table E-4.

Table E-3: Sediment cleanup objectives.

Chemical	Sediment Cleanup Objective
Metals (mg/kg)	
Arsenic	57
Copper	390
Lead	450
Mercury	0.41
Zinc	410
LPAH (mg/kg organic carbon)	
Acenaphthene	16
Acenaphthylene	66
Anthracene	220
Fluorene	23
Naphthalene	99
Phenanthrene	100
LPAH	370
HPAH (mg/kg organic carbon)	
Benzo(a)anthracene	110
Benzo(a)pyrene	99
Benzo(g,h,i)perylene	31
Chrysene	110
Dibenz(a,h)anthracene	12
Fluoranthene	160
Indeno(1,2,3-cd)pyrene	34
Pyrene	1,000
Total benzofluoranthenes	230
HPAH	960
Phthalates (mg/kg organic carbon)	
Bis(2-ethylhexyl)phthalate	47
Butyl benzyl phthalate	4.9
Diethyl phthalate	61
Dimethyl phthalate	53
Di-n-butylphthalate	220
Di-n-octylphthalate	58
Total PCBs (mg/kg organic carbon)	12
Other organics (mg/kg organic carbon)	
1,2,4-Trichlorobenzene	0.81
1,2-Dichlorobenzene	2.3
1,4-Dichlorobenzene	3.1
2,4-Dimethylphenol ^a	29
2-Methylnaphthalene	38
2-Methylphenol ^a	63
4-Methylphenol ^a	670

Chemical	Sediment Cleanup Objective
Benzoic acid ^a	650
Benzyl alcohol ^a	57
Dibenzofuran	15
Hexachlorobenzene	0.38
Hexachlorobutadiene	3.9
N-Nitrosodiphenylamine	11
Pentachlorophenol ^a	360
Phenol ^a	420

a. SCO values are based on ug/kg dw concentrations)

Table E-4: Sediment remedial action levels.

Chemical	Units	Remedial Action Level	
		LDW-wide	Intertidal
Arsenic	mg/kg	57	28
PCBs	mg/kg	12	65
	µg/kg dw	130 ^b	1,000 ^b
cPAH	µg TEQ/kg dw	5,900	5,500
Dioxins/furans	ng TEQ/kg dw	25	28
Benthic SMS	--	2 x SCO ^c	--

- a. Source: EPA (2014).
b. Approximate dry-weight equivalent of the organic carbon normalized value.
c. 10-year post-construction target to meet SCO.

Sediment samples located different distances from the outfall are considered in the analysis to account for the wide range of outfalls/drainage basins associated with the City MS4. Outfalls serving the City MS4 range in size from 8 to 144 inches diameter and serve drainage basins ranging from <5 to 2,600 acres. The offshore area that may be affected by storm drain discharges is expected to be considerably different for small systems compared to larger systems. In a study by Ecology that was conducted to characterize the quality of LDW surface sediment near stormwater and CSO outfalls, in-waterway samples were collected 50 feet offshore of outfalls that were equal to or less than 24 inches in diameter and 100 feet offshore of outfalls greater than 24 inches (SAIC 2011).

3.1. DATA USED IN ANALYSIS

Data from the following studies were compiled:¹

- **Ecology outfall study** (SAIC 2011). In 2011, Ecology collected 162 samples offshore of 75 outfalls in the LDW to characterize the quality of surface sediment in areas where no data previously existed (SAIC 2011). In most cases, these samples represent relatively small drainage systems (i.e., less than about 100 acres). Where possible, three samples were collected offshore of each outfall, one upriver, one downriver, and one directly across from the outfall. Samples were analyzed for TOC, metals, SVOC, and PCBs.

¹ Waterway sediment data were obtained from Windward LDW Nov 2019 data base.

- LDW remedial investigation/feasibility study (RI/FS). Sediment sampling conducted for the LDW RI/FS (AECOM 2012) did not necessarily target locations offshore of outfalls; however, a number of surface sediment samples were collected in the vicinity of some outfalls, particularly the larger drainage systems (e.g., greater than 100 acres).
- LDW pre-design study data compilation (Windward 2018). Under AOC amendment 3, the Lower Duwamish Waterway Group (LDWG) compiled relevant data collected after April 2010 that was not already included in the RI/FS. Results from samples of surface and subsurface sediment, surface water, tissue, porewater, and seep samples were compiled and entered into the LDW data base. The results for surface sediment samples compiled from 55 different studies were included in this analysis.
- LDW pre-design study surface sediment samples (Windward 2019). Under AOC amendment 3, LDWG also collected sediment and bank samples from the LDW between February and June 2018. Results for individual surface sediment samples (not composites) were used in this analysis.
- LDW Upper Reach surface sediment samples. Under AOC amendment 4, LDWG collected sediment samples from 2019 - 2022 to support the analysis and design of the upper reach remedy. These samples were included within their entirety and compared to outfall buffer thresholds to establish potential source control connections.
- LDW Middle Reach surface sediment samples. Under AOC amendment 5, LDWG began collecting in river sediment samples from the middle reach in 2024 to support the design for the middle reach remedy. Sample data from AOC amendment 5 phase I were included in this analysis. Phase 2 and further AOC 5 sampling events were not conducted in time for incorporation into this document.

Sediment samples collected within 200 feet an outfall owned by or used by the City of Seattle that were used in the analysis are shown on Maps E-3 through E-5. At least one sediment sample has been collected within 200 feet of each outfalls owned or used by the City.

In areas where early action cleanups have occurred (e.g., Diagonal/Duwamish, Norfolk, Slip 4, and Boeing Plant 2 Early Action Areas), only the post-cleanup sampling results were included to better match the time period over which source samples have been collected. Chemicals exceeding the SCO in samples collected within 200 feet of an outfall is provided in Attachment D-1 of the SCIP2 appendixes.

No chemicals exceeded SCO in sediment samples collected within 50 to 200 feet of the following outfalls:

- | | |
|------------------------------------|------------------------------|
| ▪ I-5 SD at S Ryan St | ▪ Duwamish Substation SD #3 |
| ▪ 16 th Ave S SD (west) | ▪ W Marginal PI SD |
| ▪ 17 th Ave S SD | ▪ S Nevada St SD |
| ▪ Duwamish Substation SD#1 | ▪ South Operations Center SD |

Only benzyl alcohol, 2,4-dimethylphenol, or phenol exceeded SCO in sediment samples collected within 50 feet of the following outfalls:

- Duwamish Substation SD #2
- SW Idaho St SD.

Multiple chemicals exceed SCO in samples collected within 200 feet of the remaining 21 outfalls. SCO exceedances in sediment samples collected offshore of outfalls owned or used by Seattle are provided in Table A-1.

3.2. STORM DRAIN SOLIDS TO WATERWAY SEDIMENT COMPARISONS

City storm drains are one of many potential sources of contaminants found in the LDW sediment. To check for possible links between storm drain solids and waterway sediment contaminants, SPU compared the chemistry data for waterway surface sediment samples collected within 200-feet of an outfall with chemistry from the near end-of-pipe storm drain solids samples. Inline samples where CSL/2LAET exceedances match corresponding SCO exceedances in the nearby in-waterway sediment samples are flagged in the basin priorities table within the SCIP 3 document.

4. RECONTAMINATION ASSESSMENT FROM THE LDW FEASIBILITY STUDY

The potential for sediments to re-contaminate following cleanup was evaluated in the LDW Feasibility Study (AECOM 2012b). Results from this analysis have been included in the prioritization process as another line of evidence. The Feasibility Study (FS) defined “recontamination” as contaminant concentrations in surface sediments that return to levels above the sediment quality objectives (SCO). Multiple lines of evidence were used to predict the range of contaminant concentrations that surface sediments in the LDW would be predicted to achieve, or equilibrate to, over the long-term following remedial actions and source control. Predictions were developed using the sediment transport model (in conjunction with the bed composition model (BCM) developed for the FS. The sediment transport model analyzed the physical transport of sediment in the LDW to assess where particles from river inputs at the upstream boundary of the LDW study area, erosion of bedded sediments, and discharges from lateral sources (i.e., storm drains and combined sewer overflows) would deposit in the waterway. The BCM attaches chemistry values to the particles deposited in the waterway. Data from source tracing samples collected through June 2009 were used in the model. Three scenarios were evaluated to account for different levels of source control

- **High.** A conservative representation of current conditions assuming modest continued levels of source control and management of high priority sources already identified by the Source Control Work Group.
- **Model Input (Base Case).** A pragmatic assessment of what might be achieved in the future with anticipated continued levels of source control. This value is based on mean/median concentrations observed in the lateral dataset after control of medium priority sources.
- **Low.** A best case that might be achievable in 30 to 40 years with increased coverage and continued aggressive source control.

Model inputs for the major risk drivers are shown in Table E-5.

Table E-5: Chemistry inputs to the FS recontamination analysis.

Chemical	BCM Input Values			Basis for BCM Input and Sensitivity Values
	Base Case	Low	High	
Arsenic ^a (mg/kg dw)	13	9	30	Screened the source tracing dataset to exclude concentrations above assumed SMS-based source control levels (93 and 57 mg/kg dw) Input: Mean excluding values >93 mg/kg (the CSL). High: 90 th percentile excluding values >93 mg/kg (the CSL). Low: Median of all samples, excluding values >57 mg/kg (the SCO) ^a .
Total PCBs ^a (µg /kg dw)	300	100	1,000	Used a range of screening concentrations to reflect potential levels of source control that could occur over time. Input: Mean of flow-weighted dataset excluding values >5,000 µg/kg dw. High: 90th percentile of flow-weighted source tracing dataset excluding values >10,000 µg/kg dw. Low: Median of flow-weighted source tracing dataset excluding values >2,000 µg/kg dw. ^a
cPAH ^a (µg TEQ/kg dw)	1,400	500	3,400	Screened the source tracing dataset to exclude concentrations above an assumed source control level. cPAHs are expected to be difficult to control due to the petroleum-based economy, intensity of urbanization in the LDW and myriad ongoing sources. Input: Mean of source tracing dataset excluding values >25,000 ug TEQ/kg dw. High: 90th percentile of source tracing dataset excluding values >25,000 ug TEQ/kg dw. Low: Median of source tracing dataset excluding values >25,000 ug TEQ/kg dw. ^a
Dioxins and Furans ^b (ng TEQ/kg dw)	20	10	40	Based on combined Greater Seattle sediment and SPU catch basin solids datasets. ^b Input: Mean. Low: Median (rounded to 10). High: UCL95.

Reference: AECOM (2012b).

- a. Used Lower Duwamish Waterway source tracing dataset (compiled by SPU) through June 2009 as the primary basis for establishing lateral BCM parameter values for arsenic, total PCBs, and cPAH. The dataset was screened to remove concentrations using various source control practicability assumptions (best professional judgment). Total PCB data were flow-weighted before generating statistics because PCBs exhibit a distinct geographic distribution with hotspots identified in Terminal 117, NBF/GTSP, Rainer Commons, and Boeing Plant 2. These three areas have been extensively sampled and make up a significant portion of the overall source tracing dataset. Therefore, these source tracing data were flow-weighted to avoid skewing the summary statistics used in the BCM model. Arsenic and cPAH data were not flow-weighted prior to the statistical analysis because these chemicals lack a pronounced geographic dependency that would warrant flow-weighting.
- b. Parameter estimation for dioxins and furans was based on the Greater Seattle sediment and SPU catch basin solids datasets. The summary statistics used to estimate parameter values correspond to the combined datasets, as supported by statistical analysis.

BCM = bed composition model; cPAH = carcinogenic polycyclic aromatic hydrocarbon; CSL = cleanup screening level; FS = feasibility study; GTSP = Georgetown Steam Plant; NBF = North Boeing Field; PCB = polychlorinated biphenyl; SPU = Seattle Public Utilities; TEQ = toxic equivalent; SCO = sediment quality standard; UCL95 = 95% upper confidence limit on the mean

Particle deposition was modeled using the Sediment Transport Model, which tracked the movement of solids from upriver (e.g., upstream of the LDW project area), re-suspension and transport of in-waterway sediment, and “lateral sources” (e.g., discharges from storm drains and combined sewers in the LDW). It did not take into account potential contributions from groundwater and bank erosion. Because drainage areas were not available for all of the 200 or so outfalls that discharge to the LDW, the

STM model aggregated inputs from multiple smaller outfalls to a single location as shown in Table E-6 and Map E-6.

Table E-6: Lateral inputs to the LDW sediment transport model.

Modeled outfall	Area^a (acres)	Modeled outfall	Area^a (acres)
<i>East side of waterway</i>		<i>West side of waterway</i>	
Diagonal Ave S CSO/SD	2,620	SW Idaho St SD	655
Slip 4 outfalls ^b	495	SW Kenny St SD/T1115 CSO	164
King County Airport SD #2	236	Highland Park Wy SW SD	491
King County Airport SD #1	64	1 st Ave S SD, west	328
Norfolk CSO/EOF/SD	826	Waterfront 6 ^c	94
Remaining public SDs	226	Waterfront 7 ^c	37
Waterfront 1 ^c	46	Waterfront 8 ^c	56
Waterfront 2 ^c	71	Waterfront 9 ^c	47
Waterfront 3 ^c	43	Waterfront 10 ^c	58
Waterfront 4 ^c	210	Waterfront 11 ^c	120
Waterfront 5 ^c	101		

- a. Basin areas used in the FS analysis.
- b. Includes I-5 SD at Slip 4, North Boeing Field SD, Georgetown SD, and King County SD #3/PS 44 EOF.
- c. Waterfront discharges include the nearshore areas draining to the waterway via individual outfalls. Solids loading inputs to the model were distributed evenly along that segment of the waterway.

To isolate potential effects from lateral inputs, the BCM was run for a 10-year period starting with in- waterway sediment concentrations post-remediation set to zero (AECOM 2012b). The results shown on Map E-7, indicate that phthalates (i.e., BEHP and butyl benzyl phthalates) are the primary risk driver predicted to have a greater potential to exceed the SCO in waterway sediments and generally only in the vicinity of the larger outfalls/source inputs at year 10. Other risk drivers predicted to exceed SCO at year 10 are PCBs and zinc offshore of the Diagonal Ave S CSO/SD outfall.

5. SUMMARY RANKINGS

Results of the basin prioritization process are provided in the basin prioritization table within Section 9.2.1 of the SCIP3 document. The highest priority outfalls include 16th Ave S SD (east), S Myrtle St SD, S Garden St SD, Georgetown SD, S Webster St SD, and Diagonal Ave S CSO/SD. Basin summaries and descriptions of sampling history, known sources, and future plans to address these areas are included within Section 4.3.1 of the SCIP3 document.

6. REFERENCES

AECOM. 2012a. Final Feasibility Study Lower Duwamish Waterway, Seattle, Washington. Prepared for Lower Duwamish Waterway Group (Port of Seattle / City of Seattle / King County / The Boeing Company by AECOM, Seattle, WA.

AECOM. 2012b. Appendix J Recontamination Potential and Regional Site Data, Final Feasibility Study Lower Duwamish Waterway, Seattle, Washington. Prepared for Lower Duwamish Waterway Group

(Port of Seattle / City of Seattle / King County / The Boeing Company by AECOM, Seattle, WA.

Ecology. 2016. Lower Duwamish Waterway source control strategy. Publication No. 16-09-339. Washington State Department of Ecology, Bellevue, WA.

EPA. 2014. Record of Decision, Lower Duwamish Superfund Site. U.S. Environmental Protection Agency, Seattle, WA.

EPA. 2016. Third amendment to the Administrative Order on Consent for remedial investigation/feasibility study (AOC) for the Lower Duwamish Waterway (LDW), CERCLA-10-2001-0055. US Environmental Protection Agency, Region 10, Seattle, WA.

SAIC. 2011. Surface Sediment Sampling at Outfalls in the Lower Duwamish Waterway Seattle, WA, Data Report. Prepared for Washington State Department of Ecology, Toxics Cleanup Program, Northwest Regional Office by Science Applications International Corporation, Bothell, WA.

SPU. 1964. Side sewer card 5340-79. Seattle Public Utilities. Seattle, WA.

U.S. District Court. 2019. Case No. 12-01201RSM Puget Soundkeeper Alliance vs Seattle Iron and Metals Corporation filed January 17, 2019 in the U.S. District Court for the Western District of Washington, Seattle, WA.

Windward. 2018. Technical Memorandum: compilation of existing data. Final. Prepared for the Lower Duwamish Waterway Group by Windward Environmental, Seattle, WA.

Windward. 2019. Lower Duwamish Waterway surface sediment data report. Final. Prepared for the Lower Duwamish Waterway Group by Windward Environmental, Seattle, WA.

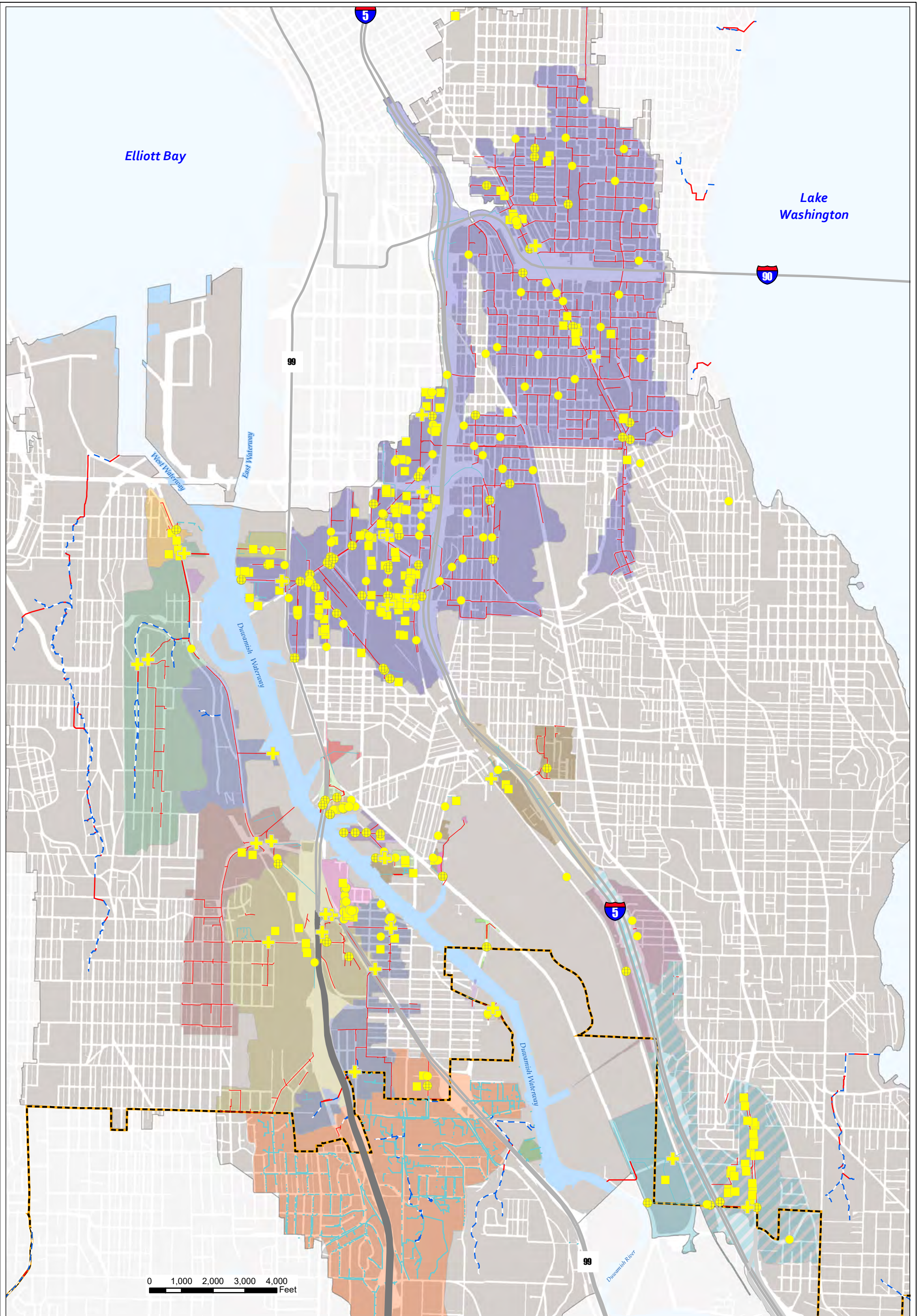
LDWG. 2020. Upper Reach Design (AOC Amendment 4). Phase I Sediment Data. Lower Duwamish Waterway Group. Seattle, WA. <https://ldwg.org/project-library/>

LDWG. 2022. Upper Reach Design (AOC Amendment 4). Phase II Tier 1 and Tier 2 Data Package. Lower Duwamish Waterway Group. Seattle, WA. <https://ldwg.org/project-library/>

LDWG. 2023. Upper Reach Design (AOC Amendment 4). Phase III Data Package. Lower Duwamish Waterway Group. Seattle, WA. <https://ldwg.org/project-library/>

LDWG. 2024. Middle Reach Design (AOC Amendment 5). AOC5 PDI Phase I Data. Lower Duwamish Waterway Group. Seattle, WA. <https://ldwg.org/project-library/>

Appendix E:
Maps



Lower Duwamish Waterway
 Map No. E-1 - Source Tracing Samples
 in Storm Drain Basins



Produced by Seattle Public Utilities. No guarantee of any sort implied, including accuracy, completeness, or fitness for use. City of Seattle, 2020. All rights reserved.

Storm Drains

- MS4
- Non-MS4
- Unknown
- Seattle City Limits
- Stream

Drainage basins

- 16th Ave S SD (east)
- 16th Ave S SD, west
- 17th Ave S SD
- 1st Ave S SD (east)
- 1st Ave S SD (west)
- 2nd Ave S SD
- 7th Ave S SD
- Diagonal Ave S CSO/SD

Duwamish substation SDs

- Georgetown SD
- Head of Slip 2 SD
- Highland Park Wy SW SD
- I-5 SD at S Ryan St
- I-5 SD at Slip 4
- KC SD#1
- S 96th St SD
- S Brighton St SD
- S Garden St SD

Other SDs

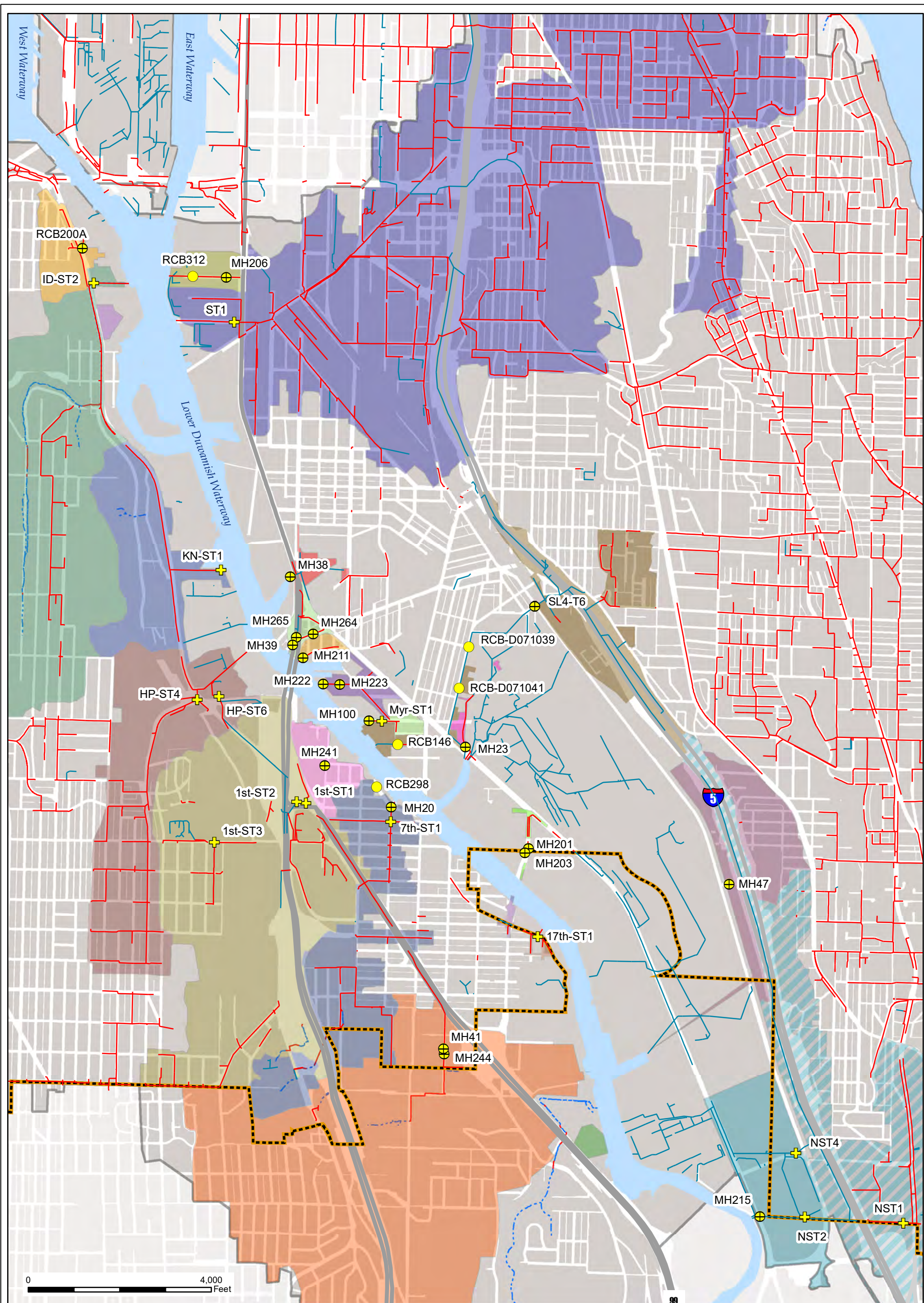
- S Myrtle St SD
- S Nevada St SD
- S Norfolk St CSO/PS17 EOF/SD
- S River St SD
- SW Dakota St SD
- SW Idaho St SD
- SW Kenny St SD/T115 CSO
- South Operations Center SD
- W Marginal PI S SD

Source tracing samples*

- Private onsite catch basin
- Inline grab
- Right-of-way catch basin
- + Inline sediment trap

* Includes samples used in the prioritization analysis: non-ODS, MS4, post-cleaning, and never been cleaned.

I:\Spushare\GIS\Members\Beth Schmoeyer\arcmap\SDSamples\Map1_SDSamples.mxd



Lower Duwamish Waterway

MapE-2- Near end-of-pipe samples



Near end of pipe samples

- Inline grab
- Inline sediment trap
- Right-of-way catch basin
- Seattle City Limits

Storm drains

- MS4
- non-MS4
- Combined sewer basin

Duwamish drainage basins

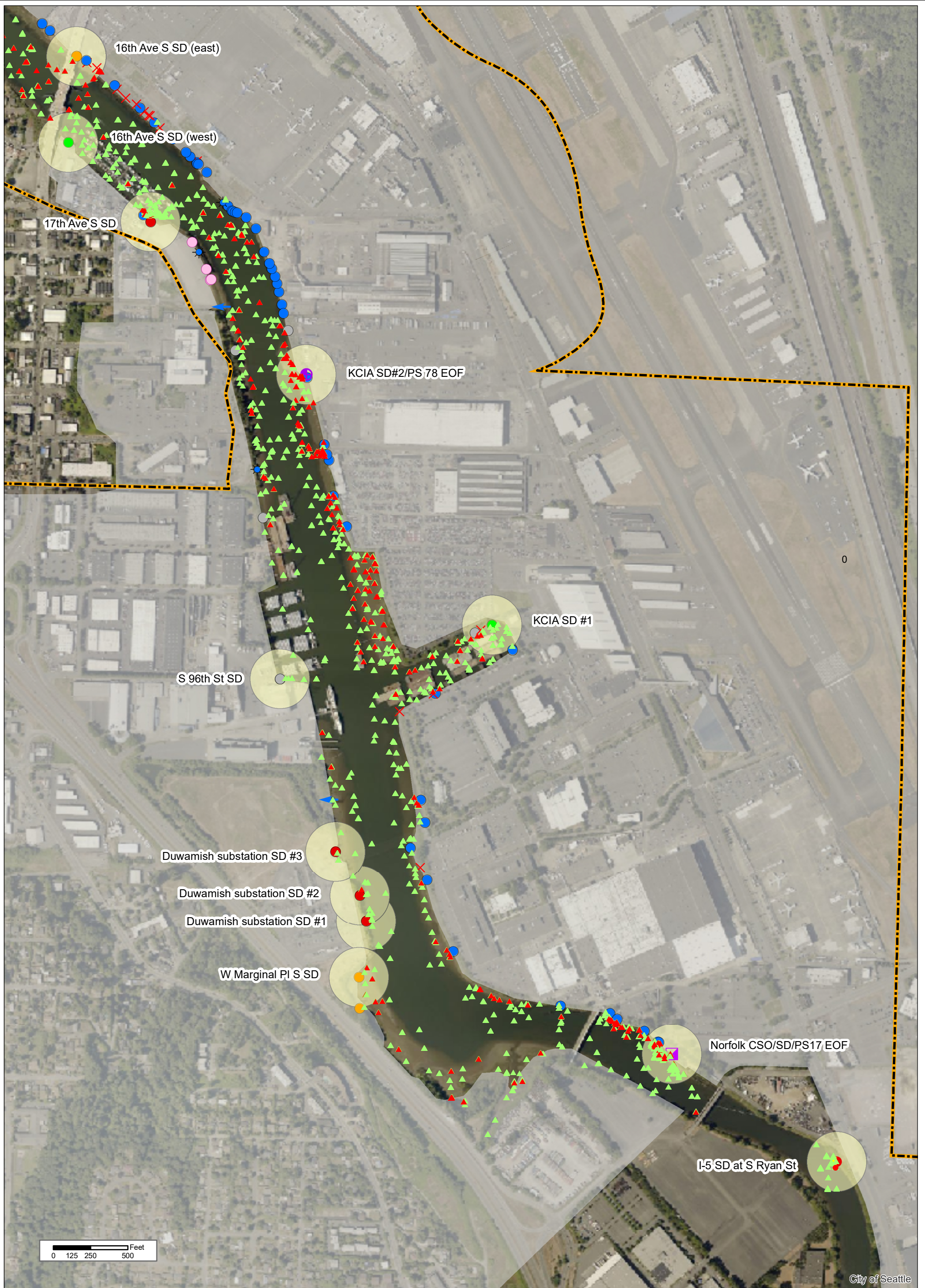
- 16th Ave S SD (east)
- 16th Ave S SD, west
- 17th Ave S SD
- 1st Ave S SD (east)
- 1st Ave S SD (west)
- 2nd Ave S SD
- 7th Ave S SD
- Diagonal Ave S CSO/SD

Duwamish substation SDs

- Georgetown SD
- Head of Slip 2 SD
- Highland Park Wy SW SD
- I-5 SD at S Ryan St
- I-5 SD at Slip 4
- KC SD#1
- S 96th St SD
- S Brighton St SD
- S Garden St SD

- S Myrtle St SD
- S Nevada St SD
- S Norfolk St CSO/PS17 EOF/SD
- S River St SD
- SW Dakota St SD
- SW Idaho St SD
- SW Kenny St SD/T115 CSO
- South Operations Center SD
- W Marginal PI S SD

Produced by Seattle Public Utilities. No guarantee of any sort implied, including accuracy, completeness, or fitness for use. City of Seattle, 2020. All rights reserved.



City of Seattle

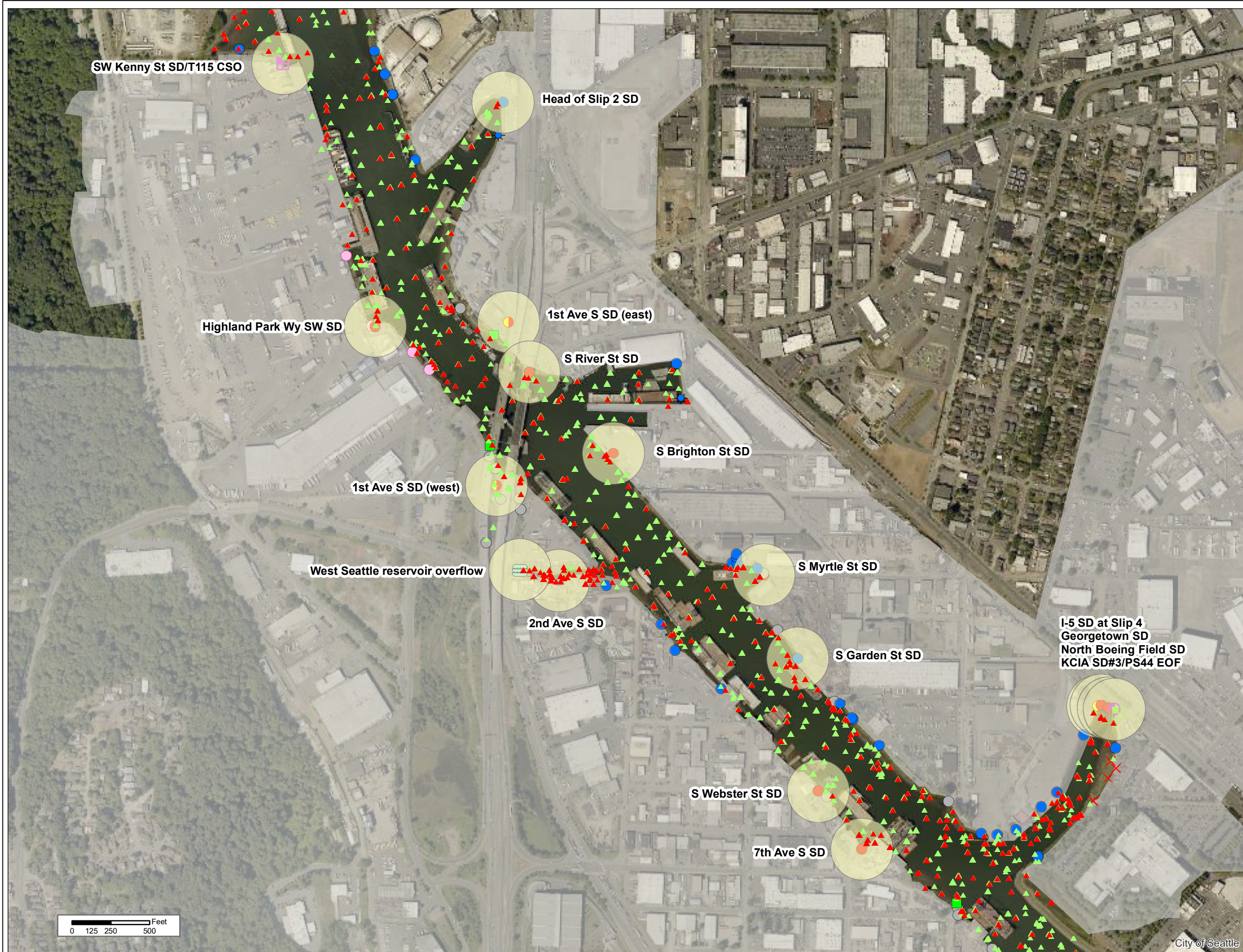
Lower Duwamish Waterway
 Map No. E-3 - Waterway sediment samples
 Upper reach



Produced by Seattle Public Utilities. No guarantee of any sort implied, including accuracy, completeness, or fitness for use. City of Seattle, 2025. All rights reserved.

Legend

- | | | | |
|---|-------------------|---------------|--------------------------------|
| Seattle City Limits | Abandoned | EOF/SD-SPU/KC | SD-WSDOT |
| Sediment sample, exceeds Sediment Cleanup Objective | CSO-KC | SD | SD-WSDOT/City |
| Sediment sample, no exceedance | CSO/EOF/SD-SPU/KC | SD-City | SD-private |
| | CSO/SD-SPU/KC | SD-KC | Seep |
| | Channel/ditch | SD-Port | Unknown |
| | EOF-KC | SD-Tukwila | Water supply overflow |
| | | | 200-foot buffer around outfall |
| | | | LDW upper reach |



Legend

- ▲ Sediment sample, exceeds Sediment Cleanup Objective
- ▲ Sediment sample, no exceedance
- 200-foot buffer around outfall owned or used by City

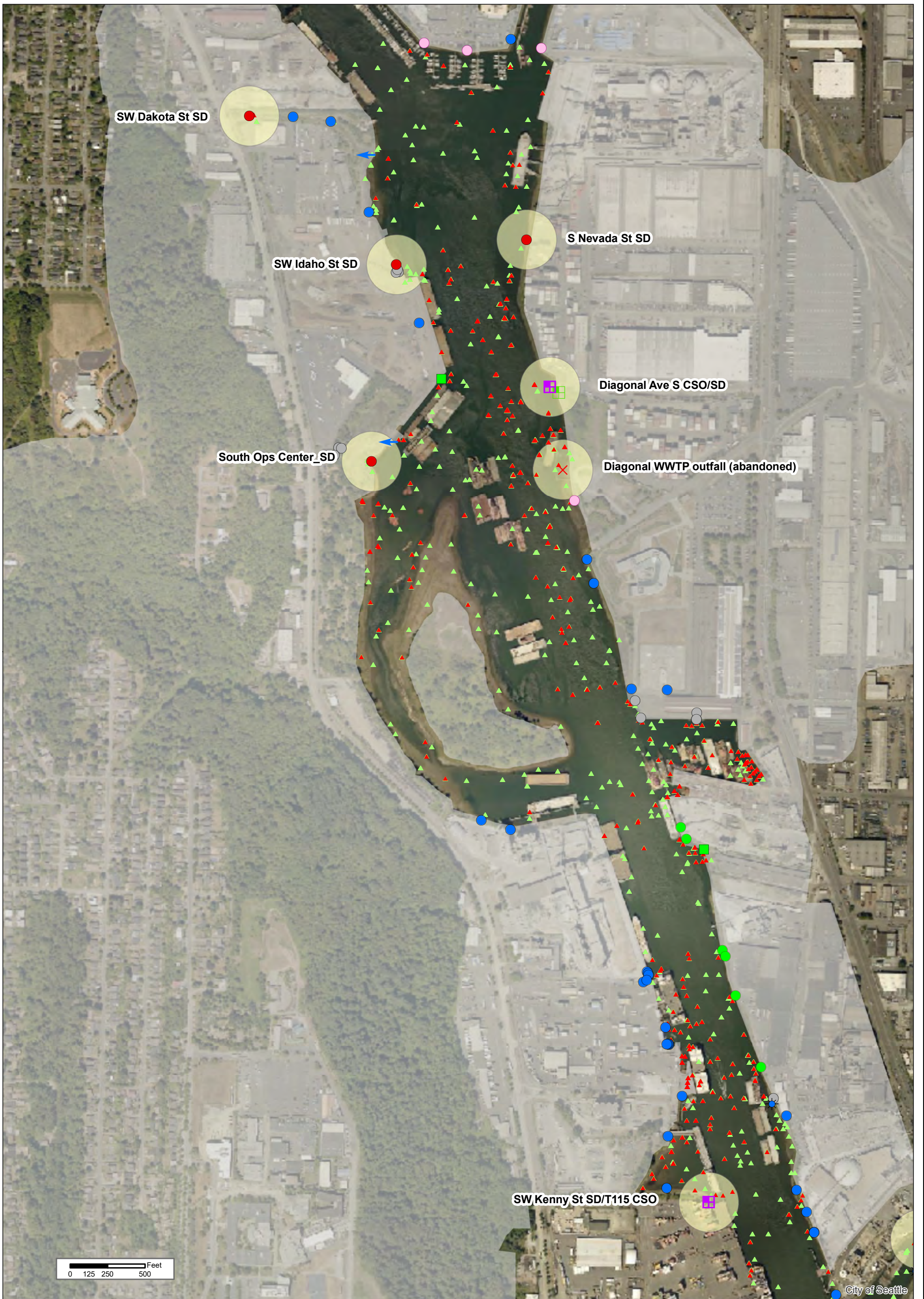
Outfalls

- ✕ Abandoned
- CSO-KC
- ◻ CSO/EOF/SD-SPU/KC
- ◻ CSO/SD-SPU/KC
- ← Channel/ditch
- ◻ EOF-KC
- ⊕ EOF/SD-SPU/KC
- SD
- SD-City
- SD-KC
- SD-Port
- SD-Tukwila
- SD-WSDOT
- SD-WSDOT/City
- SD-private
- ⊙ Seep
- Unknown
- ▬ Water supply overflow
- LDW Middle Reach

Lower Duwamish Waterway
 Map No. E-4 - Waterway sediment samples
 Middle reach

Seattle

Produced by Seattle Public Utilities. No guarantee of any sort implied, including accuracy, completeness, or fitness for use. City of Seattle, 2025. All rights reserved.



I:\Spusharog\GIS\Map\MapJS\MapJS_sed_samples_lower.mxd

Lower Duwamish Waterway
 Map No. E-5 - Waterway sediment samples
 Lower reach



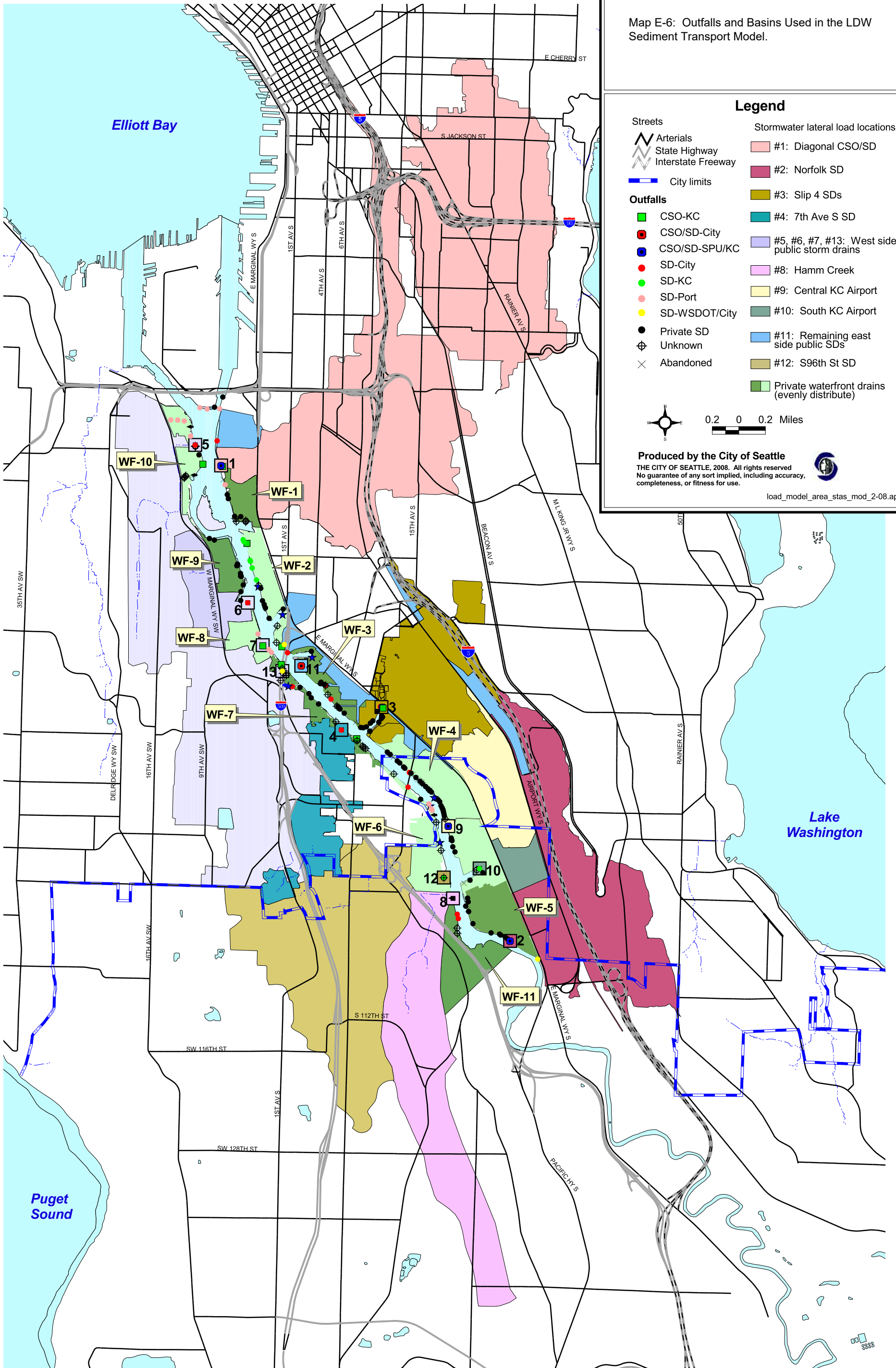
Produced by Seattle Public Utilities. No guarantee of any sort implied, including accuracy, completeness, or fitness for use. City of Seattle, 2020. All rights reserved.

LEGEND

- | | | |
|---|---|---|
| <ul style="list-style-type: none"> ▲ Sediment sample, exceeds Sediment Cleanup Objective ▲ Sediment sample, no exceedance 200-foot buffer around outfall owned or used by City LDW lower reach | <p>Outfalls</p> <ul style="list-style-type: none"> ✕ Abandoned CSO-KC CSO/EOF/SD-SPU/KC CSO/SD-SPU/KC ← Channel/ditch EOF-KC | <ul style="list-style-type: none"> ⊕ EOF/SD-SPU/KC ● SD ● SD-City ● SD-KC ● SD-Port ● SD-Tukwila ● SD-WSDOT SD-WSDOT/City SD-private ⊙ Seep ● Unknown Water supply overflow |
|---|---|---|

City of Seattle

Map E-6: Outfalls and Basins Used in the LDW Sediment Transport Model.

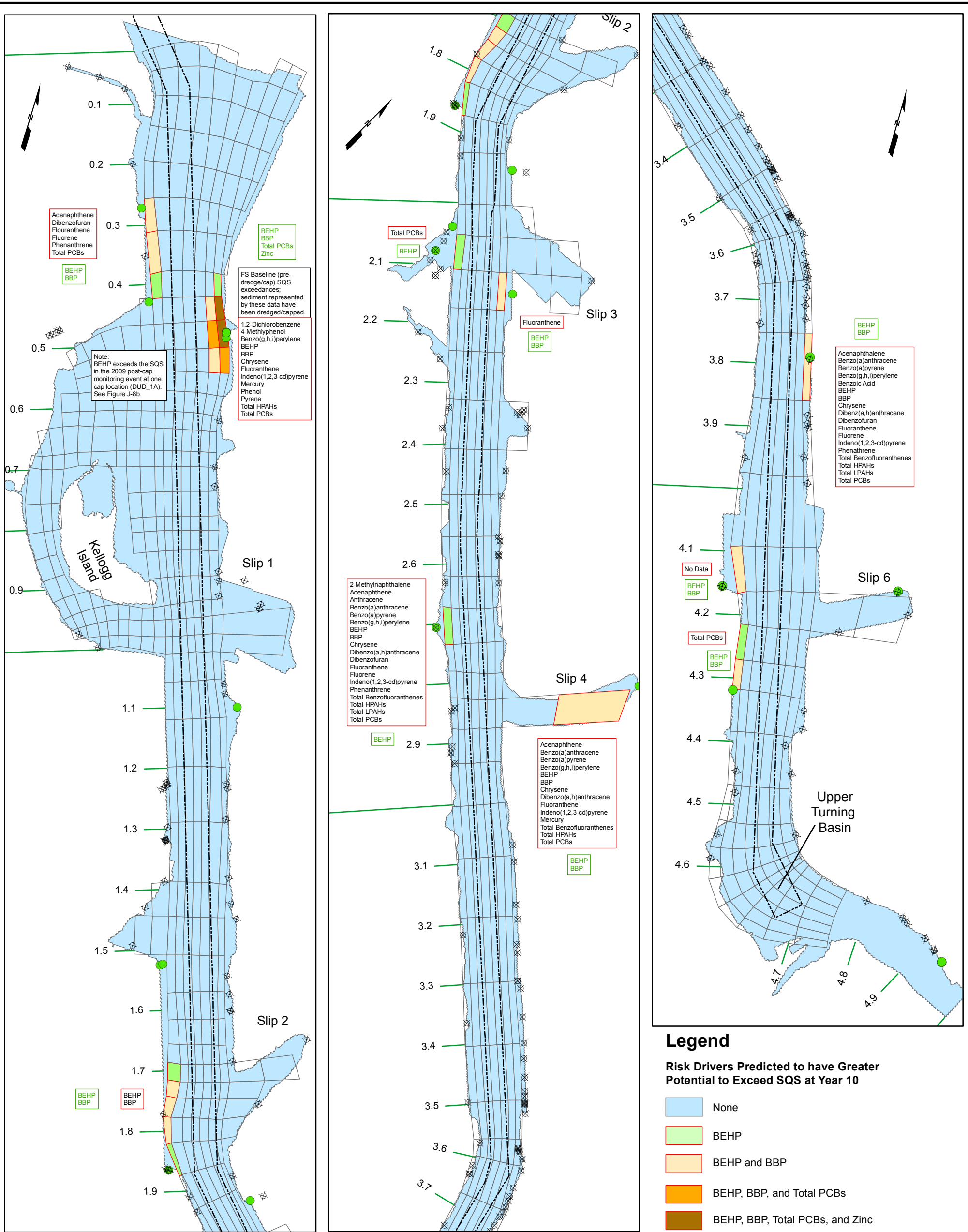


- Legend**
- Streets**
- Arterials
 - State Highway
 - Interstate Freeway
 - City limits
- Outfalls**
- CSO-KC
 - CSO/SD-City
 - CSO/SD-SPU/KC
 - SD-City
 - SD-KC
 - SD-Port
 - SD-WSDOT/City
 - Private SD
 - Unknown
 - Abandoned
- Stormwater lateral load locations**
- #1: Diagonal CSO/SD
 - #2: Norfolk SD
 - #3: Slip 4 SDs
 - #4: 7th Ave S SD
 - #5, #6, #7, #13: West side public storm drains
 - #8: Hamm Creek
 - #9: Central KC Airport
 - #10: South KC Airport
 - #11: Remaining east side public SDs
 - #12: S96th St SD
 - Private waterfront drains (evenly distribute)



Produced by the City of Seattle
 THE CITY OF SEATTLE, 2008. All rights reserved
 No guarantee of any sort implied, including accuracy, completeness, or fitness for use.

load_model_area_stas_mod_2-08.apr



- Notes:
1. STM GIS shapefile from 10-year run (QEA Feb. 2009); see Section 5.
 2. Calculations to determine the minimum lateral percentage required to result in a Year 10 exceedance of the SQS, when the bed concentration is assumed to be zero.
 3. Used high BCM lateral values for total PCBs and arsenic and recommended BCM input parameters for other risk drivers. These vary by risk driver; see Table J-8.
 4. BEHP = bis(2-ethylhexyl)phthalate; BBP = butylbenzyl phthalate; CSO = combined sewer overflow; HPAHs = high molecular weight polycyclic aromatic hydrocarbons; LPAHs = low molecular weight polycyclic aromatic hydrocarbons; STM = sediment transport model.

Risk Driver	Estimated Lateral Percentage (required to cause possible SQS exceedance)
BEHP	5.4
Butyl Benzyl Phthalate	9.1
Total PCB	21.5
Zinc	62.2

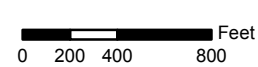
Legend

Risk Drivers Predicted to have Greater Potential to Exceed SQS at Year 10

- None
- BEHP
- BEHP and BBP
- BEHP, BBP, and Total PCBs
- BEHP, BBP, Total PCBs, and Zinc

Modeled Redistributed Lateral Load Discharge Location

- Individual Discharge Location (CSOs, Storm Drains, and Tributaries)
- Waterfront Area Modeled Location
- Navigation Channel
- River Mile Marker



Risk drivers predicted to exceed SQS with year 10 predictions ■ BEHP BBP Risk drivers exceeding the SQS in the FS dataset, in grid cells predicted to have greater recontamination potential ■ BEHP BBP Total PCBs



Lower Duwamish Waterway
Final Feasibility Study
60150279-14.48

STM Grid Cells With Greater Potential for Recontamination

L:\Lower Duwamish FS\FS_Final_GIS\Oct2012\Figs_GIS_MXD\Appendix J\FigureJ-9a_10YSTMLlaterbyChem.mxd

**Appendix F: City Owned Known
and Suspected Contaminated
Sites**

Appendix F: City properties and Rights-of-Way on Ecology Confirmed and Suspected Contaminated Site List (2024).

Site Name	Address	Status	Brownfield	WARM Rank	PSI Site	Contaminant Type	Groundwater	Surface Water	Soil	Sediment	Air	Bedrock	ROW Impact
Seattle Public Utilities Operations Ctr	2700 AIRPORT WAY S	Cleanup Started		5		Petroleum-Other	C		C				N
Seattle City Light 4th Ave S	3814 4TH AVE S	Awaiting Cleanup		5		Petroleum Products-Unspecified	C		C				N
						Metals Priority Pollutants	C		C				N
Seattle City Light South Service Center	3613 4TH AVE S	Cleanup Started		5		Polychlorinated biPhenyls (PCB)	S		S		S		N
						Petroleum-Diesel	C		C				N
						Petroleum-Gasoline	C		C				N
						Dioxin/Dibenzofuran Compounds	S		S		S		N
						Benzene	S		S				N
						Petroleum-Other	S		S				N
SDOT Sunny Jim	4200 AIRPORT WAY S	Awaiting Cleanup		4		Halogenated Solvents	C		B				N
						Petroleum-Other	C		B				N
Seattle Parks Colman School	1515 24TH AVE S	Awaiting Cleanup	Yes	N		Halogenated Organics	S		S				N
						Corrosive Wastes	S		S				N
						Non-Halogenated Solvents	S		S				N
Seattle Fire Station No 6	405 MARTIN LUTHER KING JR WAY S	Cleanup Started		N		Lead			RB				N
Seattle Fire Station No 14	3224 4TH AVE S	Cleanup Started		5		Petroleum-Other			C				N
Puget Park	16th Ave SW and SW Edmunds St	Cleanup Started		4		Metals Priority Pollutants	S	S	C				N
Duwamish Waterway Park and Duwamish Waterway Park Addition	7900 10th Ave S	Awaiting Cleanup		2		Arsenic			C				Y
Rainier Court	3700 RAINIER AVE S	Cleanup Started	Yes	N		Polychlorinated biPhenyls (PCB)	B		B				Y
						Polycyclic Aromatic Hydrocarbons	C		C				Y
						Petroleum Products-Unspecified	C		C				Y
						Metals Priority Pollutants	C		C				Y
						Pesticides-Unspecified	B		B				Y
Seattle City Hillman Shops	5952 5960 RAINIER AVE S	Cleanup Started		3		Petroleum-Other			C				N
Upper Hudson Street	4815 15TH AVE SW	Cleanup Started		2		Metals Priority Pollutants			C				Y
South Operations Center ^b	4500 W MARGINAL WAY SW	Cleanup Started		N	Yes	Petroleum-Other			C				N
Seattle Public Utilities Spoils Yard	5821 1ST AVE S	Awaiting Cleanup		5		Petroleum-Diesel			C				N
						Petroleum-Other			C				N
						Petroleum-Gasoline			C				N
SDOT Delridge R-O-W	5601 23RD AVE SW	Awaiting Cleanup		N		Polychlorinated biPhenyls (PCB)	S		C				N
						Petroleum-Diesel	B		C				N
						Lead	S		S				N
SDOT S River St	101 S River St	Awaiting Cleanup		N		Petroleum-Gasoline			B				N
						Mercury			B				N
						Lead			C				N
						Polychlorinated biPhenyls (PCB)			B				N
						Metals - Other			C				N
						Petroleum-Diesel			B				N
						Other Non-Halogenated Organics			C				N
						Polycyclic Aromatic Hydrocarbons			C				N
						Arsenic			C				N
						Petroleum-Other			B				N
Seattle West Duwamish Trail	S Portland St 5th AVE S to 7th AVE S	Awaiting Cleanup		4		Arsenic			C				N
						Lead	S		C				N
						Polycyclic Aromatic Hydrocarbons	S		C				N
						Metals - Other			C				N
						Petroleum-Other	C		C				N
640 S Riverside Dr	640 S RIVERSIDE DR	Cleanup Started		N		Halogenated Organics	C		C				N
						Petroleum Products-Unspecified	B		C				N
						Arsenic	C		C				N
						Metals Priority Pollutants	C		C				N
						Polycyclic Aromatic Hydrocarbons	C		C				N
S Kenyon St Bus Yard	110 130 150 & 200 S KENYON ST	Cleanup Started		N		Metals Priority Pollutants	C		C				N
						Petroleum Products-Unspecified	C		C				N

Appendix F: City properties and Rights-of-Way on Ecology Confirmed and Suspected Contaminated Site List (2024).

Site Name	Address	Status	Brownfield	WARM Rank	PSI Site	Contaminant Type	Groundwater	Surface Water	Soil	Sediment	Air	Bedrock	ROW Impact
South Seattle Transfer Station	8100 2nd Ave S	Awaiting Cleanup		N		Conventional Contaminants, Inorganic	S	S	S				N
						Conventional Contaminants, Organic	S	S	S				N
SR 509 & Greenbelt	SR 509 & S Barton St	Awaiting Cleanup		N		Metals - Other		S	S				N
						Petroleum Products-Unspecified		S	S				N
						Metals Priority Pollutants		S	S				N
South Park Landfill	8200 2ND AVE S	Cleanup Started	Yes	2		Phenolic Compounds			S				N
						Conventional Contaminants, Inorganic	C	S	C				N
						Non-Halogenated Solvents	S		S				N
						Halogenated Organics	C	S	C				N
						Base/Neutral/Acid Organics	C	C	C				N
						Metals Priority Pollutants	C	S	S				N
						Polychlorinated biPhenyls (PCB)	S	S	C				N
						Pesticides-Unspecified	S	S	S				N
						Conventional Contaminants, Organic	C	S	C				N
						Petroleum Products-Unspecified	C	S	C				N
Polycyclic Aromatic Hydrocarbons	S	S	C				N						
Seattle West Maintenance HQ	9200 8TH AVE SW	Cleanup Started		4		Petroleum-Diesel			C			N	
SCL Georgetown Steam	1131 S ELIZABETH ST	Cleanup Started		N		Petroleum-Diesel	S		C				N
						Polychlorinated biPhenyls (PCB)	S		S				N
						Metals - Other	S						N
						Petroleum-Other	S		C				N
						Polycyclic Aromatic Hydrocarbons	S		S				N
						Benzene	S		C				N
North Boeing Field Georgetown Steam Plant	7370 E MARGINAL WAY S	Cleanup Started		5		Metals Priority Pollutants	C	S	C				N
						Metals - Other	S	S	S				N
						Dioxin/Dibenzofuran Compounds	C	S	S				N
						Benzene					C		N
						Petroleum-Other					C		N
						Polychlorinated biPhenyls (PCB)	C	S	S		S		N
						Non-Halogenated Solvents	C	S	C				N
						Petroleum-Gasoline					C		N
						Conventional Contaminants, Inorganic	C	S	C				N
						Petroleum Products-Unspecified	C	S	C				N
						Halogenated Organics	C	S	C				N
						Petroleum-Diesel					C		N
						Corrosive Wastes	B	S	C				N
Halogenated Solvents					C		N						
Whitehead Tye	730 S Myrtle St	Cleanup Started		1		Petroleum-Diesel	C						N
						Polychlorinated biPhenyls (PCB)	S		C				N
						Petroleum-Gasoline	C						N
						Non-Halogenated Solvents			C				N
Fox Ave Building	6900 FOX AVE S	Cleanup Started		1		Non-Halogenated Solvents	C		C				N
						Polycyclic Aromatic Hydrocarbons	C		C				N
						Petroleum-Other			C				N
						Halogenated Organics	C		C				N
						Petroleum Products-Unspecified	C						N
SDOT S Fontanelle St	S FONTANELLE ST & 5TH AVE S	Awaiting Cleanup		N		Polychlorinated biPhenyls (PCB)			C				N
						Lead			B				N
						Arsenic			B				N
						Mercury			B				N
						Benzene			B				N
						Petroleum-Diesel			B				N
						Petroleum-Other			B				N
						Non-Halogenated Solvents			C				N
Metals - Other			C				N						

Appendix F: City properties and Rights-of-Way on Ecology Confirmed and Suspected Contaminated Site List (2024).

Site Name	Address	Status	Brownfield	WARM Rank	PSI Site	Contaminant Type	Groundwater	Surface Water	Soil	Sediment	Air	Bedrock	ROW Impact
Whitehead Tye	730 S Myrtle St	Cleanup Started		1		Dioxin/Dibenzofuran Compounds	C		C				N
						Halogenated Solvents	C		C				N
						Other Halogenated Organics	C		C				N
						Petroleum-Other	C		C				N
Sternoff Metals	7201 E MARGINAL WAY S	Awaiting Cleanup		5		Petroleum Products-Unspecified	C						N
						Polychlorinated biPhenyls (PCB)	C	S	C				N
						Metals Priority Pollutants	C	S	C				N
South Park Marina ^a	8604 DALLAS AVE S	Awaiting Cleanup		2		Metals Priority Pollutants			C				N
						Petroleum Products-Unspecified			C				N
						Halogenated Organics	C		C				N
						Arsenic	C		C				N
						Pesticides-Unspecified	C		C				N
SCL Duwamish Substation	10000 W MARGINAL PL S	Awaiting Cleanup		N		Halogenated Pesticides			B				N
						Metals - Other	B		B				N
						Polycyclic Aromatic Hydrocarbons	B		C				N
						Mercury	B		B				N
						Other Deleterious Substances			C				N
						Lead	B		B				N
						Polychlorinated biPhenyls (PCB)	B		B				N
						Arsenic	B		B				N
						Metals – Other	S	C	S				N
						Polychlorinated biPhenyls (PCB)	S	C	S				N
						Halogenated Pesticides			S				N
						Phenolic Compounds	S	S	S				N
						Dioxins/Furans	S	S	S				N
						Polycyclic Aromatic Hydrocarbons	S	S	S				N
						Halogenated solvents	C		C				N
						Arsenic	C		C				N
						Non-Halogenated Organics	S		S				N
Independent Metals Plant 2 ^c	816 S Kenyon St	Cleanup Started		4		Lead	C	C	C				N
						Mercury	S	C	S				N
						Benzene	S		S				N
						Non-Halogenated Organics	S	S	S				N
						Petroleum - Diesel	C	S	C				N
						Petroleum – Gasoline	S		S				N
						Petroleum Products – Unspecified	C	S	C				N
						Non-Halogenated Pesticides	S						N

Source: <https://apps.ecology.wa.gov/tcpwebreporting/reports/cleanup/contaminated>

B = below cleanup level
 C = confirmed above cleanup level
 R = remediated
 PSI = Puget Sound Initiative
 RA = remediated above
 RB = remediated below
 S = Suspected

- a. Private parcel, Seattle City Light identified as a PRP.
- b. SPU acquired the former Evergreen Trails Property, which was a listed contaminated site.
- c. SPU acquired the Independent Metals Plant 2 site in 2024 to construct the South Park Water Quality Facility. Site characterization and remediation will occur prior to construction.

Appendix G:

Terminal 117

Annual Report 2023

Terminal 117 Early Action Area

Port of Seattle and City of Seattle

2023 (Year 8) Annual Monitoring and
Maintenance Report

Lower Duwamish Waterway Superfund Site
Terminal 117 Early Action Area

May 2024



2023 (Year 8) Annual Monitoring and Maintenance Report Lower Duwamish Waterway Superfund Site Terminal 117 Early Action Area

Prepared by



City of Seattle, Seattle Public Utilities
700 5th Avenue
Seattle, WA 98124

Prepared by



1201 Third Avenue
Suite 2600
Seattle, WA 98101

Prepared by



1111 Third Avenue
Suite 1600
Seattle, WA 98101

TABLE OF CONTENTS

1	Introduction	1
1.1	Background	1
1.2	Habitat Restoration Project	2
1.3	Long-Term Monitoring Objectives	2
1.4	Report Organization	3
2	Monitoring Activities	4
2.1	Stormwater System Monitoring	4
2.1.1	Adjacent Streets and Stormwater	4
2.2	Visual Inspection of the DU1 Cap and Northeast Shoreline of the Restored Shoreline and Intertidal Area	5
2.2.1	Restored Shoreline and Intertidal Area	5
2.2.2	DU1 Cap Area	6
2.3	Sediment Area Monitoring	6
2.3.1	Sample Collection	7
2.3.2	Sample Analysis	8
2.3.3	Sample Results	9
3	Maintenance Activities	10
3.1	Adjacent Streets and Stormwater	10
3.1.1	Routine Inspections and Maintenance	10
3.1.2	Maintenance Monitoring	11
4	Conclusions and Recommendations	12
4.1	Conclusions	12
4.1.1	Sediment	12
4.1.2	Stormwater – Adjacent Streets and Stormwater Area	12
4.2	Recommendations	13
5	References	14

TABLES

Table 1-1	Long-Term Monitoring and Maintenance Schedule
Table 2-1	Adjacent Streets and Stormwater Area: Storm Drain Solids PCB Results
Table 2-2	Adjacent Streets and Stormwater Area: PCB Source Tracing Results
Table 2-3	Visual Inspection Monitoring Parameters
Table 2-4	T-117 Sediment Area: Sediment sampling Summary
Table 2-5	T-117 Sediment Area: Sediment Analytical Results
Table 3-1	Adjacent Streets and Stormwater Area: Stormwater Operation and Maintenance Requirements
Table 3-2	Adjacent Streets and Stormwater Area: SPU Maintenance Activities in Year 8

FIGURES

Figure 1-1	T-117 Early Action Cleanup Site Overview
Figure 1-2	Adjacent Streets and Stormwater Area: Storm Drain Sampling Locations and Maintenance
Figure 2-1	T-117 Visual Inspection and Photograph Locations
Figure 2-2	Sediment Monitoring Locations
Figure 2-3	PCB Sediment Results Over Time
Figure 2-4	Dioxin Furans Sediment Results Over Time
Figure 2-5	Arsenic Sediment Results Over Time
Figure 2-6	cPAH TEQ Sediment Results Over Time
Figure 2-7	Phenol Sediment Results Over Time
Figure 4-1	LDW Dredge Areas Adjacent to T-117

APPENDICES

Appendix A	Analytical Laboratory Reports and Sample Results
Appendix B	Visual Inspection Log
Appendix C	Visual Inspection Photographs
Appendix D	Sediment Sampling Documentation and Analytical Results

ABBREVIATIONS

µg/kg	micrograms per kilogram
Adjacent Streets Area	Adjacent Streets and Residential Yards Study Area
City	City of Seattle
cPAH	carcinogenic polycyclic aromatic hydrocarbon
DU1	Dredge Unit 1
EAA	Early Action Area
Ecology	Washington State Department of Ecology
habitat restoration project	Duwamish River People's Park Habitat Restoration
LDW	Lower Duwamish Waterway
LTMMP	Long-Term Monitoring and Maintenance Plan
mg/kg	milligrams per kilogram
MLLW	mean lower low water
MS4	municipal separate storm sewer systems
ng/kg	nanograms per kilogram
PAH	polycyclic aromatic hydrocarbon
PCB	polychlorinated biphenyl
Port	Port of Seattle
QAPP	Quality Assurance Project Plan
RAL	remedial action level
ROD	Record of Decision
RvAL	removal action level
Sediment Area	T-117 Sediment Study Area
SPU	Seattle Public Utilities
T-117	Terminal 117
TEQ	toxicity equivalents
TOC	total organic carbon
USEPA	United States Environmental Protection Agency

1 Introduction

This *2023 Annual Monitoring and Maintenance Report* presents the results of Year 8 monitoring and maintenance (Table 1-1) conducted at the Terminal 117 (T-117) Early Action Area (EAA) of the Lower Duwamish Waterway (LDW) Superfund site in Seattle, Washington (Figure 1-1). This report summarizes the monitoring and maintenance period from January 1 through December 31, 2023. All activities were completed in accordance with the *Revised Joint Long-Term Monitoring and Maintenance Plan (Post-Habitat Construction)* (LTMMP; Anchor QEA and AECOM 2023a) that was developed jointly by the City of Seattle (City) and Port of Seattle (Port) and approved by the United States Environmental Protection Agency (USEPA). This LTMMP updated the description of site conditions and the requirements for monitoring and maintenance to account for construction of the recent Duwamish River People's Park Habitat Restoration and Shoreline Access Project (habitat restoration project; see Section 1.2).

1.1 Background

The LDW Superfund site consists of a 5-mile-long engineered waterway located in Seattle, Washington. It was listed on the National Priorities List on September 13, 2001, and later added to the Washington State Department of Ecology's (Ecology's) Hazardous Site List on February 26, 2002. The T-117 site was named an EAA within the LDW Superfund site in 2003. Consistent with 40 Code of Federal Regulations 300.415, USEPA named the T-117 site as one of several EAAs because it is part of a Superfund site identified as having significant risks (e.g., highly elevated polychlorinated biphenyl [PCB] concentrations) and expediting cleanup on an accelerated schedule was needed to reduce these risks. In 2007/2008, USEPA expanded the T-117 EAA boundary to include three areas referred to as: the T-117 Sediment Study Area (Sediment Area); the T-117 Upland Study Area (Upland Area); and the Adjacent Streets and Residential Yards Study Area (Adjacent Streets Area).

Removal activities at the T-117 EAA were completed in phases beginning in 2013. Phase 1 of the Removal Action included the T-117 Upland and Sediment Areas and was completed by the Port in 2015 (AECOM 2016). The 3.3-acre Upland Area includes bank and adjacent upland areas (Figure 1-1). The Sediment Area encompasses 2.1 acres of in-water area and includes the Dredge Unit 1 (DU1) cap (Figure 1-1). Phase 2 of the Removal Action, Adjacent Streets and Residential Yards Area, was completed in two parts. Part 1 was completed by the City in 2013 and is referred to as the Residential Yards Area. Part 2 was completed in 2015 and is referred to as the Adjacent Streets and Stormwater Area (Figure 1-1).

Removal action levels (RvALs) developed in the engineering evaluation/cost analysis for soil, sediment, and groundwater (Windward Environmental et al. 2010) were finalized in the Action Memorandum (USEPA 2010). The T-117 RvALs for sediment are equal to or lower than the corresponding remedial action level (RALs) in the LDW Record of Decision (ROD; USEPA 2014).

Except for one area, a portion of DU1, the Phase 1 and Phase 2 Removal Actions achieved the RvALs after dredging. To address the area in DU1 where PCB sediment concentrations were suspected to exceed the RvALs¹, USEPA issued an amendment (USEPA 2016) to the Action Memorandum, allowing for the placement of a cap in this area of DU1. The DU1 cap measures approximately 20 by 50 feet (0.02 acre). To protect the integrity of the DU1 cap, the amendment required institutional controls in the form of an environmental covenant for the DU1 cap (Ecology 2017).

1.2 Habitat Restoration Project

Construction of the habitat restoration project within the former Upland and Sediment Areas of the T-117 EAA was completed in 2021. This Port project restored habitat and shoreline access along 2,000 feet of the river while also developing the property in part for a public park. The 14-acre project included restoration of high-priority off-channel marsh, mudflat, and riparian vegetation along with shoreline interpretative trails, elevated observation platforms, and a hand boat launch area along the Duwamish River. The Port has renamed the site the Duwamish River People's Park and Shoreline Habitat.

During construction of the habitat restoration project, the former Upland Area of the T-117 EAA was converted to habitat with 67% of the Upland Area transformed into a shallow intertidal habitat and sediment area within the LDW. Habitat construction required regrading and excavation of backfill imported during the removal action for most of the former Upland and shoreline areas of the property prior to placement of clean backfill material². Final elevations of the new intertidal area were between approximately +9 feet and +11.3 feet mean lower low water (MLLW) to allow for tidal inundation of the habitat area.

Habitat restoration project construction was completed in spring 2022. The Duwamish River People's Park and Shoreline Habitat opened to the public in July 2022.

1.3 Long-Term Monitoring Objectives

The objectives for long-term monitoring, as detailed in the LTMMP, are as follows:

1. Monitor sediment to determine if recontamination of the clean post-construction sediment surface is occurring.

¹ Multiple rounds of excavation were conducted in the DU1 cap area. Due to the impending closure of the in-water work window and the need to backfill, confirmation samples could not be collected following the final round of excavation. Out of an abundance of caution, a cap was placed in this area. Additional details are provided in Section 2.2.3.

² Elevations of the upland portion of the property ranged between approximately +10 feet and +15 feet MLLW prior to habitat restoration project construction.

2. Monitor stormwater to ensure any water released to the LDW will not result in recontamination of sediment or harmful exposure to benthic organisms.

The monitoring and maintenance activities completed in 2023 achieved the objectives identified in the LTMMP.

1.4 Report Organization

This report meets the requirements set forth in the Administrative Settlement Agreement and Order on Consent (USEPA 2011) between the City, Port, and USEPA for the site, and is organized into the following sections:

- **Section 1. Introduction** – Report introduction and overview
- **Section 2. Monitoring Activities** – Description of the completed Year 8 monitoring activities
- **Section 3. Maintenance Activities** – Description of the completed Year 8 maintenance activities
- **Section 4. Conclusions and Recommendations** – Conclusions and recommendations based on the results of the Year 8 monitoring and maintenance activities
- **Section 5. References**

Supporting information is provided in the following appendices:

- Appendix A Analytical Laboratory Reports and Sample Results
- Appendix B Visual Inspection Log
- Appendix C Visual Inspection Photographs
- Appendix D Sediment Sampling Documentation and Analytical Results

2 Monitoring Activities

As required by the LTMMP and shown in Table 1-1, completed Year 8 monitoring activities included the following:

- Visual inspection of the DU1 cap and northeast shoreline of the Restored Shoreline and Intertidal Area
- Sediment Area Sampling
- Collection of storm drain solids from the trap in the last maintenance hole prior to the outfall in the Adjacent Streets and Stormwater Area
- Collection of storm drain solids from select catch basins in the Adjacent Streets and Stormwater Area

2.1 Stormwater System Monitoring

2.1.1 *Adjacent Streets and Stormwater*

Storm drain solids monitoring in the Adjacent Streets and Stormwater Area is conducted as part of the Seattle Public Utilities (SPU) source control program in the LDW and is completed in accordance with the City's Source Control Implementation Plan (City of Seattle 2020)³ and the LTMMP. SPU monitors one sediment trap located in the downstream-most maintenance hole in the 17th Avenue South drainage system (17th-ST1; Figure 1-2). The trap is retrieved annually, and if sufficient material is present, samples are collected and analyzed for total solids, total organic carbon (TOC), PCB Aroclors, metals (arsenic, copper, lead, mercury, and zinc), semivolatile organic compounds, and total petroleum hydrocarbons.

SPU sampled sediment trap 17th-ST1 on May 24, 2023. Due to low sample volume, only PCBs were analyzed. PCB results are presented in Table 2-1. Storm drain solids results are compared to the source tracing screening levels as described in the City's Source Control Implementation Plan (City of Seattle 2020). The total PCB concentration of the May 2023 storm drain solids sample was 491.8 micrograms per kilogram ($\mu\text{g}/\text{kg}$), which is less than half of the PCB screening level (1,000 $\mu\text{g}/\text{kg}$). The laboratory and data validation reports for the storm drain solids sample are provided in Appendix A.

Source tracing was performed by SPU in January, February, and March 2023 due to a PCB screening level exceedance in the Year 7 (October 2022) near end of pipe sample from the 17th Avenue South drainage basin (17th-ST1). During the targeted source tracing, all catch basins within the 17th Avenue South basin were inspected and those with sufficient accumulated stormwater solids were sampled. Results from all 12 structures where source tracing samples were collected were found to

³ The source control implementation plan was approved by Ecology and updated in 2020 to include the City's source control efforts in the LDW for the period 2021-2026.

be below the PCB screening level (1,000 µg/kg; Table 2-2; Figure 1-2). Three samples collected along 16th Avenue S indicated elevated levels of PCBs (317-632 ppb) within the very low volumes of material able to reach the drainage system. SPU hired Conservation Canines PCBs detection dog to screen this portion of the basin for potential PCB sources. The canine indicated that the PCBs identified in the sampling may be coming from private properties adjacent to the drainage structures, as well as from soil around a tree on the southern side of the intersection of 16th Avenue S and S Donovan Street. SPU immediately implemented source control best management practices to address the PCBs present in the drainage system and plans to conduct follow up sampling to identify and control the pollutant. These response actions are covered in Section 4.1.2.

2.2 Visual Inspection of the DU1 Cap and Northeast Shoreline of the Restored Shoreline and Intertidal Area

Visual inspection of the DU1 cap and northeast shoreline of the Restored Shoreline and Intertidal Area (Figure 2-1) was performed on September 27, 2023, to identify apparent changes due to erosion or slope instability, to identify seeps and determine whether any seep had a sheen, and to identify any visible breaches of the DU1 cap. Anchor QEA was joined during the visual inspection by USEPA and a representative from the U.S. Army Corps of Engineers. The visual inspection was conducted during low tide conditions when the shoreline bank, nearshore sediments, and seeps could be directly observed. Monitoring parameters that were evaluated during the visual inspection are detailed in Table 2-3 and on the Visual Inspection Log (Appendix B).

The visual inspection was completed in two sections: northeast shoreline of Restored Shoreline and Intertidal Area, and DU1 cap. There are seven monitoring parameters, each of which includes a data evaluation and decision criterion. The condition of each parameter was documented on the Visual Inspection Log (Appendix B) with a yes or no answer. Photographs taken during the visual inspections are included in Appendix C and the location of each photograph is shown in Figure 2-1. A summary of the inspection findings in each area is presented in the following sections.

2.2.1 Restored Shoreline and Intertidal Area

Visual inspection of the northeast shoreline of the Restored Shoreline and Intertidal Area was completed during low tide conditions on September 27, 2023. During the inspection, no seeps were observed. On the northeast shoreline, near the property boundary with South Park Marina, a few intermittent silvery sheens (roughly an inch in diameter) were observed on surface water. In accordance with the QAPP, a field test was conducted to assess the nature of the sheen (i.e., natural versus petroleum). When the observed sheen was broken, the material appeared to re-form on the water surface, indicating it is likely petroleum. No odor was observed associated with the sheen. No

seeps or sheens were observed on the exposed shoreline or sediment, suggesting an off-site source of the sheen.

The riparian upland was thriving with native trees and shrubs. No seeps or sheens were observed in the intertidal area during the inspection.

2.2.2 DU1 Cap Area

The DU1 cap covers a portion of the Sediment Area where sediment PCB concentrations were suspected to exceed site RvALs⁴ (AECOM 2016). During removal action construction, clean backfill with an approximate thickness of 4 to 11 feet was installed in the DU1 area; this material functions as a cap. The cap is topped with armor stone (riprap). During the habitat restoration project, a sand/gravel fish mix was placed on top of the armor stone. During the inspection of the DU1 cap on September 27, 2023, the sand/gravel fish mix and armor stone were observed to be in good condition with no evidence of erosion. Trace debris (likely rope from fishing operations) was observed adjacent to the DU1 cap area during the inspection. As required by the Environmental Covenant, the Port installed signage to notify the public of the presence of PCBs on the Restricted Property, including the associated GPS coordinates of the area. The sign installed on the Osprey Nest Pole adjacent to the DU1 cap was observed still present and in good condition during the inspection.

During the site inspection, along the southeast shoreline upstream of the DU1 cap (i.e., adjacent to photograph location 6, Figure 2-1), a rainbow sheen was observed on surface water and the sediment surface in areas newly exposed by the low tide. Sheen coverage expanded roughly a foot onto the sediment and a foot into the water along the majority of the southeast shoreline (photograph locations 4 through 6, Figure 2-1). Sheen along the shoreline was also observed south of the T-117 site boundary (upstream), which was generally heavier than the sheen present at T-117, suggesting an off-site upstream source. No seeps were observed along the shoreline in this area.

2.3 Sediment Area Monitoring

Sediment Area sampling was completed on November 9, 2023, in accordance with the LTMMP and Quality Assurance Project Plan (QAPP; Anchor QEA and AECOM 2023a, 2023b). Sample collection forms, photographs, data quality review, and analytical laboratory reports are included in

⁴ Sampling conducted after dredging to design depth indicated remaining contamination in this area. Two additional rounds (R3 and R4) of over-excavation were completed. Sediment sampling after R3 excavation continued to indicate total PCB concentrations greater than the RvAL at two sample locations. R4 excavation removed an additional 0.4 to 1.3 feet below the depth of these samples. Additional confirmation samples were not collected after final R4 excavation because the in-water work window closed. It is possible that remaining sediments in this area are below the PCB RvAL. With USEPA approval, the area was backfilled. With no confirmation that all contaminated material had been removed, an analysis to determine if backfill would perform the functions of a cap was performed and documented in a memorandum (CRETE 2014) approved by USEPA on August 21, 2014, indicating that the backfill placed in this area could meet the requirements for a cap.

Appendix D. Sediment sample collection, analyses, and results are summarized in the following subsections.

2.3.1 Sample Collection

Sediment sampling was conducted aboard a 36-foot-long support vessel, supplied by Gravity Marine Services (Gravity), designed for nearshore marine sampling. Gravity provided equipment and field support during sampling. The vessel was equipped with a pneumatic power grab sampler that was used to collect surface sediment samples. Sampling was completed on October 12, 2023, during a high tide when the sample locations could be accessed by a vessel.

Surface sediment samples (i.e., from 0 to 10 centimeters) were collected from the nine locations identified in the QAPP, including four on-site stations and five perimeter stations within the T-117 Sediment Area (Figure 2-2). As described in the LTMMP, the four on-site stations, T117-LTM1 through T117-LMT4, are used to monitor sediment quality within the EAA. The five perimeter stations, PERIM-1-LTM through PERIM-5-LTM, are used to identify potential recontamination from off-site sources.

All but one of the Year 8 sediment samples were collected within 3 meters of the target locations, as specified in the QAPP. During collection at station PERIM-1-LTM, attempts 1 through 3 were rejected due to low recovery. Due to inadequate sample recovery after three sampling attempts, sample location PERIM-1-LTM was moved, but within 10 meters of the target location in accordance with the QAPP.

During sample collection, Gravity lowered the power grab sampler into the water at a rate below 1 meter per second to obtain a sediment penetration of at least 11 centimeters. The power grab sampler was then raised to the surface and placed on the observation deck of the vessel. Sample material was evaluated by field personnel at each station and accepted according to the following criteria as specified in the QAPP:

- The sampler is not overfilled.
- Overlying water is present.
- The overlying water is not excessively turbid.
- The sediment surface is relatively undisturbed.
- A sediment penetration depth of at least 11 centimeters is attained.

A decontaminated stainless-steel ruler was used to measure the sample collection depth. If the sediment sample material did not meet the QAPP's criteria, the sample was rejected and returned to the sample location and another sediment sample was collected within 3 meters of the previous attempt. Once accepted, the sediment sample was logged, placed into a stainless-steel bowl, and homogenized prior to being distributed into sample jars.

During sample collection, observations of the sediment profile, odor, and sheen were documented. The four on-site stations (T117-LTM1 through T117-LTM4) ranged from gray/brown sand with silt (at T117-LTM1, T117-LTM2, and T117-LTM3) and silt with sand (T117-LTM4). Trace amounts of organic matter (rootlets) were observed in T117-LTM2 and T117-LTM4. Trace biota (worms) was observed in T117-LTM1. Trace sheen (silver florets) was observed in the sample from T117-LTM4 during homogenization. As discussed in Section 2.2.1, sheen was observed on the water surface approximately 250 feet downstream (and 50 feet shoreward) of T117-LTM4 during the site inspection. As discussed in Section 2.3.3, PAH concentrations in the sample from T117-LTM4 (including the field duplicate at this station) were below the RvALs.

The five perimeter stations (PERIM-1-LTM through PERIM-5-LTM) ranged from gray/brown silt with sand (at locations PERIM-2-LTM through PERIM-5-LTM) to gray silty sand with gravel (at location PERIM-1-LTM). Trace amounts of organic matter (rootlets, algae) were identified in all perimeter stations except for PERIM-2-LTM. Trace biota (worms) was observed in the samples from stations PERIM-2-LTM and PERIM-3-LTM. A trace silver sheen was observed in the sample from PERIM-4-LTM during homogenization. As discussed in Section 2.2.1, sheen was observed on the water surface approximately 200 feet downstream (and 100 feet shoreward) of PERIM-4-LTM during the site inspection. As discussed in Section 2.3.3, PAH concentrations in the sample from PERIM-4-LTM were below the RvALs.

Sediment sample collection forms, and photographs are included in Appendix D.

2.3.2 *Sample Analysis*

Sediment samples were submitted to Analytical Resources, LLC (ARL), for analysis of the following parameters:

- Polycyclic aromatic hydrocarbon (PAHs)
- PCBs
- Phenol
- Dioxins/furans (T117-LTM2, T117-LTM4, PERIM-1-LTM, and PERIM-5-LTM only per the QAPP)
- Arsenic
- TOC
- Total solids
- Grain size

The sample matrix and analyses completed for each sample, including quality assurance/quality control samples, are summarized in Table 2-4. Data validation was performed by EcoChem, Inc. (EcoChem). Final validated data were tabulated by Anchor QEA. All planned sediment samples were collected, processed, and analyzed in accordance with the QAPP (Anchor QEA and AECOM 2023b). As detailed in the validation reports, laboratory results for some analytes were qualified as not detected or as estimated. Most data are acceptable as reported or qualified. The phenol result

associated with T117-FW-20231012 was rejected due to method blank contamination and low surrogate recovery. The completeness of the sediment samples is 99%, which meets project requirements. Final laboratory and data validation reports are provided in Appendix D. Calculation of toxicity equivalents (TEQs), total PCB Aroclors, and organic carbon normalization were completed as described in Section 2.7.3 of the QAPP (Anchor QEA and AECOM 2023b).

2.3.3 Sample Results

In accordance with the LTMMP, sediment analytical results were compared to the T-117 RvALs. Sediment analytical results are summarized in Table 2-5.

Sample concentrations exceed the RvALs at two perimeter locations: total carcinogenic PAHs (cPAHs; 106 µg/kg) at PERIM-1-LTM and arsenic (12.1 milligrams per kilogram [mg/kg]) at PERIM-5-LTM. No exceedances were measured in any LTM samples within the EAA. The ranges of concentrations for Year 8 sediment samples are as follows.

LTM Samples:

- TOC ranges from 0.09 to 2.26%
 - Stations LTM1, LTM2 and LTM3 are below 0.5% TOC and station LTM4 is above 0.5%
- Total PCBs range from 5.1J to 69.5J µg/kg dry weight
 - Only the LTM4 sample and field duplicate samples were within TOC range (i.e., between 0.5% and 4%), resulting in carbon-normalized total PCB concentrations of 1.6 and 3.08J mg/kg-OC, respectively
- Total cPAH TEQ ranges from 3.76J and 65.5 µg/kg
- Phenol ranges from non-detect to 9.5J µg/kg
- Arsenic ranges from 2.12 to 10.5 mg/kg
- Total dioxin/furan TEQ ranges from 0.863J to 5.67J nanograms per kilogram (ng/kg)
- Total solids range from 45.5 to 85.5%

Perimeter Samples:

- TOC ranges from 0.57 to 2.84%
- Carbon normalized total PCB concentrations ranged from 1.7 to 6.1 mg/kg-OC
- Total cPAH TEQ ranges from 38.3 to 106 µg/kg
- Phenol ranges from 6.4 to 23.4 µg/kg
- Arsenic ranges from 6.45 to 12.1 mg/kg
- Total dioxin/furan TEQ ranges from 2.08J to 6.59J ng/kg
- Total solids range from 42.6 to 64.6%

No sample concentrations exceed the LDW RALs (USEPA 2014). Figures 2-3 through 2-7 show the results for monitoring years 4, 6, and 8.

3 Maintenance Activities

The maintenance program includes the Adjacent Streets and Stormwater system. As required by the LTMMP and as summarized in Table 1-1, maintenance activities completed in 2023 included the following:

- Inspection of catch basins
- Inspection of bioretention cells
- Inspection of Filterra tree box units
- Inspection of the 17th Avenue South Storm drain Outfall
- Sampling of underdrains for stormwater treatment system media maintenance

Detailed information regarding maintenance activities follows.

3.1 Adjacent Streets and Stormwater

The Adjacent Streets and Stormwater system is maintained by SPU in accordance with the standard operating procedures and the City Stormwater Code and accompanying technical manual (City of Seattle 2020) as required under the City's National Pollutant Discharge Elimination System municipal separate storm sewer systems (MS4) permit.

The LTMMP indicates that catch basins and the 17th Avenue South storm drain outfall are to be inspected on an annual basis; bioretention cells are to be inspected four times per year; and Filterra tree box units are to be inspected semiannually. Routine maintenance activities performed by SPU typically include watering, weeding, pruning, mulch replenishment/replacement, removal of fines/debris, and maintenance of associated structures, as detailed in Table 3-1. A summary of maintenance activities performed during the Year 8 monitoring and maintenance period is provided in this section and in Table 3-2.

3.1.1 *Routine Inspections and Maintenance*

Inspections and maintenance of the Adjacent Streets and Stormwater system were completed in January, February, March, May, June, October, November, and December 2023 (Table 3-2).

Inspections were performed of the catch basins, the 17th Avenue South storm drain outfall, bioretention cells, and Filterra tree box units and associated structures, as well as adjoining landscaped areas (17th Avenue South and the Donovan hillside) in the Adjacent Streets and Stormwater Area. Maintenance activities performed are summarized in Table 3-2 and as follows:

- **Catch basins:** Catch basins were inspected three times in 2023: on January 31, February 14, and June 2. All catch basins and inlets were visually inspected. There were no damages to the structures and no visible contaminants. Levels of accumulated solids were below the thresholds.

- **Outfall:** The 17th Avenue South storm drain outfall was visually inspected during low tide on June 2, 2023. No obstructions were observed.
- **Bioretention Cells:** The bioretention cells were inspected five times in 2023: on February 14, May 11, June 2, October 7, and November 28. During all visits, small amounts of trash and debris were removed, mulch was applied, and light pruning/trimming occurred. During the June and October inspections, maintenance crews encountered RVs parked adjacent to the bioretention cells. RV occupants have been found to cause occasional damage to the cells by storing belongings in the cells and trampling the vegetation. Occupants of the RVs were provided with refuse bags and instructed to remove their belongings. Crew returned to the site on November 28, 2023, to finish the maintenance of the cells. The crews removed the remaining trash and debris, and additional mulch was added to the cells as necessary.
- **Filtterra Tree Box Units:** The Filtterra tree box units were inspected five times in 2023: on March 20, June 2, and November 2, November 7, and December 14. In March and November, accumulated solids and debris were removed, and mulch was applied as needed. In June, illicitly dumped cooking oil was discovered to have been poured onto the mulch within Filtterra C as well as through the grated top of the adjacent catch basin. Filtterra C was cleaned the same day as the discovery by removing several inches of mulch. The connected catch basin, which also had grease observed in it, was cleaned to remove the grease. Due to low water levels in the catch basin sump, SPU staff were able to determine that no cooking grease reached the outlet pipe or discharged into the mainline drainage system. The removed mulch was replaced in Filtterra C one week later.

3.1.2 *Maintenance Monitoring*

No monitoring of treated stormwater (underdrain samples) is required by the LTMMP in 2023 (Year 8). Per the LTMMP, sampling is required when mean PCB concentrations consistently increase over 3 successive sample years. In spring 2022, underdrain samples from Filtterra D had two consecutive PCB detections at the detection limit of 0.10 µg/L. Although not required, in response to the two detections in 2022, Filtterra D was sampled five times in 2023. Results for the samples are as follows:

- November 22: Total PCBs were not detected
- December 1: Total PCBs 0.177 µg/L
- December 2: Total PCBs 0.082 µg/L
- December 7: Total PCBs 0.019 µg/L
- December 10: Total PCBs 0.05 µg/L

Underdrain sample collection activities are summarized in Table A-1. Laboratory results and tabulated data of the stormwater samples are provided in Appendix A.

4 Conclusions and Recommendations

As stated in the Action Memorandum (USEPA 2010), monitoring objectives focus on verifying the effectiveness and performance of the remedy. The overall monitoring objective for site sediment is to determine if recontamination of the clean post-construction sediment surface is occurring. The monitoring objective associated with site stormwater is to ensure any water released to the LDW will not result in recontamination of sediment or harmful exposure to benthic organisms.

4.1 Conclusions

The objectives of the monitoring program for the T-117 EAA were achieved in Year 8 (2023). The monitoring results indicated that the T-117 EAA is stable, the DU1 cap remains intact, and the stormwater systems in the Adjacent Streets and Stormwater Area are working as designed. Heavier sheen presence upstream of the T-117 site boundary, a lack of on-site seeps during the site inspection, and low PAH concentrations (no RvAL exceedances) in the LTM sediment samples suggest that the sheens observed during the site inspection and sediment sample homogenization likely originated off-site. Specific conclusions related to the sediment and stormwater monitoring objectives are presented in the following sections.

4.1.1 Sediment

Year 8 surface sediment samples were successfully collected and analyzed from all nine locations identified in the QAPP, including four locations within the T-117 EAA Sediment Area and five perimeter locations outside the EAA. The work was completed in accordance with the QAPP with no deviations. The majority of Year 8 sediment sample concentrations are below the T-117 RvALs. No Year 8 sediment sample concentrations exceed the LDW RALs⁵ (Table 2-5). Sample concentrations slightly exceed the RvALs at two locations outside the EAA: total cPAHs (106 µg/kg) at PERIM-1-LTM and arsenic (12.1 mg/kg) at PERIM-5-LTM. No RvAL exceedances were measured in any LTM samples within the EAA. Sample results are generally similar in magnitude to concentrations observed to other sediment sampling events (Year 4 and 6; Appendix D). In summary, the findings from this investigation do not warrant any further action at this time. Monitoring and maintenance as identified in the T-117 LTMMP will continue (Table 2-1).

4.1.2 Stormwater – Adjacent Streets and Stormwater Area

Due to detected results in Filterra D, SPU is contracting to have the Filterra media, mulch, and tree removed and replaced. Replacement will occur in 2024. In response to the source tracing sampling conducted early in 2023, impacted structures were cleaned to remove any remaining settled solids. To reduce the volumes of material able to reach the drainage system, biweekly street sweeping was

⁵ The total cPAH RAL is from the 2021 *Explanation of Significant Differences for the Lower Duwamish Waterway Superfund Site*.

instituted in June and will continue indefinitely. SPU also instituted an increased maintenance frequency on catch basins within the basin, which will continue indefinitely. In addition, the drainage basin was fully cleaned through SPU's line cleaning program in July to remove any contaminants present within the piped conveyance. SPU plans to resample the near end of pipe sediment trap (17th-ST1) in early 2024 and will attempt to collect follow-up source tracing samples from structures with sufficient volumes of sediment. Samples of surface dirt from adjacent to the tree at 16th Avenue S and S Donovan Street will be collected to determine if this soil is a source of PCBs. If found to contain elevated PCBs, the tree and surrounding soil will be removed and replaced. In response to detected PCBs in water sample results in Filterra D, SPU has contracted to have the Filterra media, mulch, and tree removed and replaced. Replacement will occur in early 2024.

As a result of the increased maintenance and cleaning activities, the volume of material available to sample is expected to decrease.

4.2 Recommendations

In 2024 (Year 9), the Port and City will continue to implement the monitoring program set forth in the LTMMP. Year 10 monitoring includes sediment area sampling. Figure 4-1 shows where the side slopes for dredging pursuant to the Lower Duwamish Waterway Upper Reach remedial design overlap with adjacent portions of the Terminal 117 removal action. Affected sample locations will be reviewed with EPA prior to sampling to determine whether the locations should be modified. LTMMP elements that are planned in 2024 are as follows:

- Visual inspection of the DU1 Cap and northeast shoreline of the Restored Shoreline and Intertidal Area
- The sediment trap within the last maintenance hole prior to the outfall (17th-ST10, Figure 1-2) will be sampled if sufficient material is available for analysis
- Catch basins will be inspected. If storm drain solids are present, samples will be collected.
- Bioretention cells will be inspected.
- Filterra tree box units will be inspected. Once Filterra D has had its mulch, media, and tree replaced, five storm event water samples will be collected and assessed to assess the effectiveness of filtration, in accordance with the LTMMP.

5 References

- AECOM, 2016. *Removal Action Construction Report, Phase 1: Sediment and Upland Cleanup, Lower Duwamish Waterway Superfund Site, Terminal 117 Early Action Area*. Prepared for the Port of Seattle, Seattle, Washington. AECOM Environment, Seattle, Washington. March 31.
- AECOM and Integral Consulting Inc., 2018. *Final Joint Long-Term Monitoring and Maintenance Plan, Lower Duwamish Waterway Superfund Site, T-117 Early Action Area*. September.
- Anchor QEA and AECOM 2023a. Revised Joint Long-Term Monitoring and Maintenance Plan (Post-Habitat Construction). Lower Duwamish Waterway Superfund Site Terminal 117 Early Action Area. February 2023.
- Anchor QEA and AECOM 2023b. Revised Quality Assurance Project Plan, Restored Shoreline and Intertidal and Sediment Areas Long-Term Monitoring (Post-Habitat Construction). Lower Duwamish Waterway Superfund Site Terminal 117 Early Action Area. February 2023.
- City of Seattle. 2020. Seattle's Source Control Plan for the Lower Duwamish Waterway (2021-2026). December 2020 Update. Seattle Public Utilities, Seattle, WA
- City of Seattle. 2023. T-117 Polychlorinated Biphenyl Source Tracing Memorandum, Seattle Public Utilities, Seattle, WA
- CRETE (CRETE Consulting), 2014. *Capping Model Evaluation of Maximum Protective Total PCB Concentrations in DU-1 Confirmation Samples*. Prepared for Port of Seattle. July 2, 2014.
- Ecology (Washington State Department of Ecology), 2017. Environmental Covenant, Port of Seattle, T-117 Property. November 2017.
- USEPA (United States Environmental Protection Agency), 2010. *Action Memorandum for a Non-Time-Critical Removal Action at the Terminal 117 Early Action Area of Lower Duwamish Waterway Superfund Site, Seattle, Washington*. U.S. Environmental Protection Agency Region 10, Seattle, Washington. September 30.
- USEPA, 2011. *Administrative Settlement Agreement and Order on Consent for Removal Action Implementation*. In the matter of: Lower Duwamish Waterway Superfund Site Terminal 117 Early Action Area, Seattle, Washington, City of Seattle and Port of Seattle, Respondents. June 9, 2011.
- USEPA, 2014. *Record of Decision, Lower Duwamish Waterway Superfund Site*. November.

USEPA, 2016. *Amendment to the Action Memorandum for the Non-Time-Critical Removal Action at the Terminal 117 Early Action Area of the Lower Duwamish Waterway Superfund Site, Seattle, King County, Washington*. October 3, 2016.

Windward Environmental; Integral Consulting Inc.; AECOM; CRETE Consulting Inc.; and Dalton, Olmstead & Fuglevand, Inc., 2010. *Revised Engineering Evaluation/Cost Analysis, Lower Duwamish Waterway Superfund Site, Terminal 117 Early Action Area*. Prepared for Port of Seattle and City of Seattle for submittal to U.S. Environmental Protection Agency. June 3, 2010.

Tables

Table 1-1
Long-Term Monitoring and Maintenance Schedule

Activity	Monitoring Year (Post-Construction)										
	2015 ^a Year 0	2016 Year 1	2017 Year 2	2018 Year 3	2019 Year 4	2020 Year 5	2021 Year 6	2022 Year 7	2023 Year 8	2024 Year 9	2025 Year 10
Monitoring											
Visual Inspection of DU1 Cap and Northeast Shoreline of the Restored Shoreline and Intertidal Area ^{b,c}				X	X	X	X	X	X	X	X
T-117 Sediment Area Sampling					X		X		X		X
Collect storm drain solids from trap in last maintenance hole prior to outfall				X	X	X	X	X	X	X	X
Collect storm drain solids from select catch basins				X ^d	X ^d	X ^d	X ^d	X ^d	X ^d	X ^d	X ^d
Maintenance											
Inspect catch basins				X	X	X	X	X	X	X	X
Inspect bioretention cells				X (4/yr)	X (4/yr)	X (4/yr)	X (4/yr)	X (4/yr)	X (4/yr)	X (4/yr)	X (4/yr)
Inspect Filterra tree box units				X (2/yr)	X (2/yr)	X (2/yr)	X (2/yr)	X (2/yr)	X (2/yr)	X (2/yr)	X (2/yr)
Sample underdrains for stormwater treatment system media maintenance				X ^e		X ^f	X	X ^f	X ^g	X ^f	X ^g
Verify DU1 cap institutional controls and environmental covenant are still in place						X					
Sheet pile wall removal						X	^h				

Table 1-1

Long-Term Monitoring and Maintenance Schedule

Notes:

Sampling of solids from the City's drainage system in the right-of-way will be conducted and reported as part of the City's NPDES MS4 permit annual report. The monitoring program discussed in Section 2 will be evaluated in the 2021-2026 Source Control Implementation Plan.

Gray cells represent completed monitoring and maintenance.

a: Year 0 is considered substantial completion for T-117 cleanup.

b: Additional visual inspections will be performed after high flow event, significant seismic event, or other significant disturbance per evaluation and coordination with EPA, should these occur (see Section 2.4.4 for descriptions of significant events).

c: Including any DU1 cap maintenance if any follow-up action is deemed necessary.

d: Catch basin samples will be collected if necessary to trace sources.

e: Baseline sampling

f: Sampling to occur only if PCBs are detected in two or more of the samples collected at a sampling location during previous sample year.

g: Sampling to occur only if mean PCB concentration at a sampling location consistently increases over 3 successive sample years.

h: The sheet pile was cut down just below grade (i.e., to approximately 8 to 9 feet mean low water at the berm opening) in August 2021 as part of habitat project construction.

DU1: Dredge Unit 1

EAA: Early Action Area

T-117: Terminal 117

EPA: U.S. Environmental Protection Agency

Table 2-1
Adjacent Streets and Stormwater Area: Storm Drain Solids PCB Results

		Location ID	17th-ST1
		Location Notes	21st Ave S SD
		Sample ID	17th-ST1-052423
		Sample Date	5/24/2023
		Screening Level ^a	
Conventionals (percent)			
Total Solids			23.65
Polychlorinated biphenyls (PCBs; µg/kg dw)			
Aroclor 1016			20 U
Aroclor 1221			20 U
Aroclor 1232			20 U
Aroclor 1242			20 U
Aroclor 1248			20 U
Aroclor 1254			52.8
Aroclor 1260			439
Total PCBs	1,000		491.8

Notes:

a. Source tracing screening level in the City's Source Control implementation Plan (City of Seattle 2020)

Bolded results are detected

 Exceeds screening level

µg/kg: microgram per kilogram

dw: dry weight

PCB: polychlorinated biphenyl

SD: storm drain

U: not detected; reporting limit shown

Table 2-2
Adjacent Streets and Stormwater Area: PCB Source Tracing Results

	Location ID	HZ-013123-1	HZ-013123-2	HZ-013123-3	HZ-013123-4	HZ-013123-5	HZ-013123-6	HZ-013123-8	HZ-013123-9	HZ-013123-10	HZ-013123-11	HZ-013123-15	HZ-013123-16
	Station	1	2	3	4	5	6	8	9	10	11	15	16
	Sample Date	1/31/2023	2/1/2023	2/2/2023	2/3/2023	2/4/2023	2/5/2023	2/7/2023	2/8/2023	2/9/2023	2/10/2023	2/14/2023	2/15/2023
	Screening Level												
PCBs (µg/kg)													
Aroclor 1016		35.9 U	19.8 U	19.7 U	28.3 U	20 U	74.8 U	19.9 U	89.6 U	19.6 U	57.3 U	120 U	51.6 U
Aroclor 1221		35.9 U	19.8 U	19.7 U	28.3 U	20 U	74.8 U	19.9 U	89.6 U	19.6 U	57.3 U	120 U	51.6 U
Aroclor 1232		35.9 U	19.8 U	19.7 U	28.3 U	20 U	74.8 U	19.9 U	89.6 U	19.6 U	57.3 U	120 U	51.6 U
Aroclor 1242		35.9 U	19.8 U	19.7 U	28.3 U	20 U	74.8 U	19.9 U	89.6 U	19.6 U	57.3 U	120 U	51.6 U
Aroclor 1248		35.9 U	19.8 U	19.7 U	28.3 U	20 U	74.8 U	19.9 U	89.6 U	19.6 U	57.3 U	120 U	51.6 U
Aroclor 1254		35.9 U	19.8 U	19.7 U	28.3 U	20 U	74.8 U	19.9 U	89.6 U	19.6 U	127	120 U	51.6 U
Aroclor 1260		50.2	19.8 U	19.7 U	28.3 U	20 U	74.8 U	28.8	397	60.9	190	120 U	632
Total PCBs	1,000	50.2	19.8 U	19.7 U	28.3 U	20 U	74.8 U	28.8	397	60.9	317	120 U	632

Notes:

Stations 7,12,13,14,17,18 not sampled either due to little to no sediment or biological hazards (beehive)

Bold: detected result

µg/kg: microgram per kilogram

PCB: polychlorinated biphenyl

U: not detected; reporting limit shown

Table 2-3
Visual Inspection Monitoring Parameters

Area	Monitoring Parameter	Data Evaluation of the Parameter	Decision Criteria	Follow-up Proposed Actions
Northeast Shoreline of Restored Shoreline and Intertidal Area ¹	Seeps	Conduct visual inspection to determine if seeps are present along the northeast shoreline of the Restored Shoreline and Intertidal Area.	Sheen present on seep(s).	Determine if sheen is naturally occurring or oil-based (See field test described below in Note 2). Perform follow-up inspection to confirm conditions. Determine the required follow-up action with EPA and Ecology.
DU1 Cap	T-117 Signage	Confirm that the signs required by the environmental covenant are present.	Signs notifying the public of the presence of PCBs beneath the DU1 cap are missing.	Re-install signs required by the environmental covenant.
	Erosion	Conduct visual inspection of cap to identify any apparent changes resulting from erosion (e.g., loss of cap material, slumps, rivulets).	Evidence of erosion features noted in the area.	Engineer will review to determine if a follow-up survey is needed to further characterize the erosion. Additional maintenance recommendations may be required based on the engineer's review. Determine the required follow-up action with EPA and Ecology.
	Surficial debris/large obstructions	Identify the approximate length, width, and type of any surficial objects/large obstructions.	Surficial debris/objects are present and appear to be > 10 ft by 10 ft in area and/or is the object adversely impacting the cap.	Engineer will review to determine if a follow-up survey is needed to further characterize the object(s). Additional maintenance recommendations may be required, including surficial object/debris removal, based on the engineer's review.

Table 2-3
Visual Inspection Monitoring Parameters

Area	Monitoring Parameter	Data Evaluation of the Parameter	Decision Criteria	Follow-up Proposed Actions
DU1 Cap Cont.	Presence of the armor layer	Inspect shore armor and document with photographs. Identify areas where cap characteristics appear to be anomalous compared to final as-built survey.	Armor material missing, displaced, or moving at the shoreline. There are anomalies > 10 ft by 10 ft in area and material appears to be lower in elevation than the post-construction elevation.	Determine if the armor stone is missing and sand layer is exposed or if excessive sediment has been deposited. Engineer will review this information and additional maintenance recommendations may be required, including replacement of armor stone. The nature of the disturbance to the cap identified during the inspection monitoring event will be the basis for any design modifications. If the armor layer is disturbed by a high flow event, then larger diameter stone may be placed along the slope to maintain cap stability.
	Slope Stability	Measure the slope across the extent of the cap (top surface).	The grade across the cap has increased to > 3H:1V or changed substantially (> 50%) over an area > 20 ft by 20 ft. There is evidence of slope failure, such as stone accumulation at the base of slopes.	Conduct a follow-up visual or bathymetry survey to provide visual evidence of the change. Engineer will review results of the follow-up survey and additional maintenance recommendations may be required, including a geotechnical reevaluation and placement of buttress armor along the slope.
	Cap Thickness	Evaluate deposition and scour processes.	Not applicable; assume minimum cap thickness is maintained if armor stone is present.	No additional action is necessary.

Table 2-3

Visual Inspection Monitoring Parameters

Notes:

>: greater than

ft: feet

H: horizontal

n/a: not applicable

V: vertical

1. The northeast shoreline monitoring area is shown on Figure 2.
2. To assess the nature of the sheen (i.e., natural vs. petroleum), conduct a field test as follows: break the apparent sheen surface of the water with a stick or a stone, if the sheen breaks up into platelets, it's probably natural. If the material tries to reform and moves back together it's likely petroleum. Also check for odor.

Table 2-4
T-117 Sediment Area: Sediment Sampling Summary

Location ID	Sample ID	Date	Time	Sample Type	Phenol	PAHs ¹	PCBs	Dioxins/ Furans	Arsenic	TOC	Total Solids	Grain Size
T117-LTM1	T117-LTM1-20231012	10/12/2023	12:15	Normal	X	X	X		X	X	X	X
T117-LTM2	T117-LTM2-20231012	10/12/2023	11:20	Normal	X	X	X	X	X	X	X	X
T117-LTM3	T117-LTM3-20231012	10/12/2023	9:55	Normal	X	X	X		X	X	X	X
T117-LTM4	T117-LTM4-20231012	10/12/2023	9:25	Normal	X	X	X	X	X	X	X	X
PERIM-1-LTM	PERIM-1-LTM-20231012	10/12/2023	12:46	Normal	X	X	X	X	X	X	X	X
PERIM-2-LTM	PERIM-2-LTM-20231012	10/12/2023	11:45	Normal	X	X	X		X	X	X	X
PERIM-3-LTM	PERIM-3-LTM-20231012	10/12/2023	10:20	Normal	X	X	X		X	X	X	X
PERIM-4-LTM	PERIM-4-LTM-20231012	10/12/2023	8:55	Normal	X	X	X		X	X	X	X
PERIM-5-LTM	PERIM-5-LTM-20231012	10/12/2023	10:55	Normal	X	X	X	X	X	X	X	X
T117-LTM3	T117-LTM104-20231012	10/12/2023	9:30	Field Duplicate	X	X	X		X	X	X	X
T117-RB	T117-RB-20231012	10/12/2023	13:10	QA/QC	X	X	X	X	X	--	--	--
T117-FB	T117-FB-20231012	10/12/2023	12:50	QA/QC	X	X	X		X	--	--	--
T117-FWB	T117-FWB-20231012	10/12/2023	13:00	QA/QC	X	X	X		X	--	--	--

Notes:

1: 2-methylnaphthalene, acenaphthene, dibenzofuran, fluorene, phenanthrene, anthracene, fluoranthene, benzo(a)anthracene, chrysene, benzo(b)fluoranthene, benzo(k)fluoranthene, benzo(a)pyrene, indeno(1,2,3-cd)pyrene, dibenzo(a,h)anthracene, benzo(g,h,i)perylene.

--: not analyzed

PAH: polycyclic aromatic hydrocarbon

PCB: polychlorinated biphenyl

QA/QC: quality assurance and quality control

TOC: total organic carbon

Table 2-5
T-117 Sediment Area: Sediment Analytical Results

	LDW RAL ²	T-117 RvAL (OC)	T-117 RvAL (dry weight)	T117-LTM1 T117-LTM1-20231012 10/12/2023 0 - 10 cm Normal	T117-LTM2 T117-LTM2-20231012 10/12/2023 0 - 10 cm Normal	T117-LTM3 T117-LTM3-20231012 10/12/2023 0 - 10 cm Normal	T117-LTM4 T117-LTM4-20231012 10/12/2023 0 - 10 cm Normal	T117-LTM4 T117-LTM104-20231012 10/12/2023 0 - 10 cm Field Duplicate
Conventional Parameters (percent)								
Total organic carbon				0.43	0.18	0.09	2.0	2.26
Total solids				72.32	85.49	83.41	45.47	47.53
Metals (mg/kg)								
Arsenic	57		12	5.69	2.47	2.12	10.3	10.5
Semivolatile Organics (µg/kg)								
Phenol	420		420	19.9 UJ	20 UJ	19.9 UJ	20 UJ	9.5 J
Polycyclic Aromatic Hydrocarbons (mg/kg-OC)								
2-Methylnaphthalene	38	38		--	--	--	0.343 J	0.251
Acenaphthene	16	16		--	--	--	0.312 J	0.211 J
Anthracene	220	220		--	--	--	0.715 J	1.46
Benzo(a)anthracene	110			--	--	--	1.94	1.85
Benzo(a)pyrene	99			--	--	--	2.07	2.06
Chrysene	110			--	--	--	2.97	2.66
Dibenzo(a,h)anthracene	12			--	--	--	0.66 J	0.531
Dibenzofuran	15	15		--	--	--	0.314 J	0.232
Fluoranthene	160	160		--	--	--	4.25	3.88
Fluorene	23	23		--	--	--	0.351 J	0.225
Indeno(1,2,3-c,d)pyrene	34			--	--	--	1.78	1.58
Phenanthrene	100	100		--	--	--	1.52	1.28
Total Benzofluoranthenes (U = 0)	230			--	--	--	4.11	4.12
Polycyclic Aromatic Hydrocarbons (µg/kg)								
2-Methylnaphthalene			670	3.45 J	4.98 U	4.99 U	6.85 J	5.67
Acenaphthene			500	2.89 J	4.98 U	4.99 U	6.24 J	4.76 J
Anthracene			960	7.99	0.92 J	4.99 U	14.3 J	33
Benzo(a)anthracene				14.4	2.02 J	2.05 J	38.7	41.8
Benzo(a)pyrene				15.2	2.63 J	2.55 J	41.4	46.6
Benzo(b)fluoranthene				17.1	3.89 J	4.15 J	51.7	62.3
Benzo(k)fluoranthene				10.1	2.79 J	2.71 J	30.4	30.9
Chrysene				32	4.12 J	3.04 J	59.3	60.2
Dibenzo(a,h)anthracene				4.96 J	4.98 U	4.99 U	13.2 J	12
Dibenzofuran			540	1.67 J	4.98 U	4.99 U	6.27 J	5.24
Fluoranthene			1700	31.2	4.47 J	3.6 J	85	87.6
Fluorene			540	3 J	4.98 U	4.99 U	7.02 J	5.08
Indeno(1,2,3-c,d)pyrene				12.8	2.71 J	2.92 J	35.5	35.7
Phenanthrene			1500	16.4	2.66 J	2.17 J	30.4	28.9
Total cPAH TEQ (U = 0)	5500		90	21.5 J	3.81 J	3.76 J	58.9 J	65.5

Table 2-5
T-117 Sediment Area: Sediment Analytical Results

	LDW RAL ²	T-117 RvAL (OC)	Location ID Sample ID Sample Date Depth Sample Type T-117 RvAL (dry weight)	PERIM-1-LTM	PERIM-2-LTM	PERIM-3-LTM	PERIM-4-LTM	PERIM-5-LTM
				PERIM-1-LTM-20231012 10/12/2023 0 - 10 cm Normal	PERIM-2-LTM-20231012 10/12/2023 0 - 10 cm Normal	PERIM-3-LTM-20231012 10/12/2023 0 - 10 cm Normal	PERIM-4-LTM-20231012 10/12/2023 0 - 10 cm Normal	PERIM-5-LTM-20231012 10/12/2023 0 - 10 cm Normal
Conventional Parameters (percent)								
Total organic carbon				0.57	1.55	1.24	1.34	2.84
Total solids				64.59	54.5	56.28	58.01	42.64
Metals (mg/kg)								
Arsenic	57		12	11.4	6.57	8.74	6.45	12.1
Semivolatile Organics (µg/kg)								
Phenol	420		420	13.3 J	13.4 J	23.4 J	6.4 J	20.6 J
Polycyclic Aromatic Hydrocarbons (mg/kg-OC)								
2-Methylnaphthalene	38	38		0.91 J	0.415	0.863	0.693	0.285
Acenaphthene	16	16		2.1 J	0.385	0.537	0.48	0.225
Anthracene	220	220		3.6	0.575	1.26	1.3	0.412
Benzo(a)anthracene	110			10	1.45	3.96	1.71	1.19
Benzo(a)pyrene	99			14	1.8	3.98	2.2	1.24
Chrysene	110			15	2.07	5.52	2.75	2.19
Dibenzo(a,h)anthracene	12			3.6	0.499	0.775	0.686	0.264
Dibenzofuran	15	15		1 J	0.241 J	0.506	0.419	0.184
Fluoranthene	160	160		30	3.39	8.95	4.24	2.93
Fluorene	23	23		1.9 J	0.232 J	0.52	0.444	0.219
Indeno(1,2,3-c,d)pyrene	34			9.9	1.3	2.78	1.8	0.979
Phenanthrene	100	100		25	1.39	4	2.07	1.17
Total Benzofluoranthenes (U = 0)	230			18	3.28	6.96	3.71	2.5
Polycyclic Aromatic Hydrocarbons (µg/kg)								
2-Methylnaphthalene			670	5.21 J	6.44	10.7	9.29	8.08
Acenaphthene			500	12.1 J	5.97	6.66	6.43	6.4
Anthracene			960	20.5	8.92	15.6	17.4	11.7
Benzo(a)anthracene				59.4	22.5	49.1	22.9	33.8
Benzo(a)pyrene				81	27.9	49.3	29.5	35.3
Benzo(b)fluoranthene				61.1	32.7	55.9	32.9	46.5
Benzo(k)fluoranthene				41.4	18.1	30.4	16.8	24.6
Chrysene				84.7	32.1	68.4	36.9	62.1
Dibenzo(a,h)anthracene				20.3	7.73	9.61	9.19	7.5
Dibenzofuran			540	5.88 J	3.73 J	6.27	5.62	5.22
Fluoranthene			1700	171	52.5	111	56.8	83.2
Fluorene			540	10.9 J	3.6 J	6.45	5.95	6.21
Indeno(1,2,3-c,d)pyrene				56.3	20.1	34.5	24.1	27.8
Phenanthrene			1500	141	21.6	49.6	27.8	33.1
Total cPAH TEQ (U = 0)	5500		90	106	38.3	67.9	40.5	49.9

Table 2-5
T-117 Sediment Area: Sediment Analytical Results

	LDW RAL ²	T-117 RvAL (OC)	T-117 RvAL (dry weight)	Location ID	T117-LTM1	T117-LTM2	T117-LTM3	T117-LTM4	T117-LTM4
				Sample ID	T117-LTM1-20231012	T117-LTM2-20231012	T117-LTM3-20231012	T117-LTM4-20231012	T117-LTM4-20231012
				Sample Date	10/12/2023	10/12/2023	10/12/2023	10/12/2023	10/12/2023
				Depth	0 - 10 cm	0 - 10 cm	0 - 10 cm	0 - 10 cm	0 - 10 cm
				Sample Type	Normal	Normal	Normal	Normal	Field Duplicate
Dioxin Furans (ng/kg)									
2,3,7,8-Tetrachlorodibenzo-p-dioxin (TCDD)				--	--	0.225 U	--	0.445 J	--
1,2,3,7,8-Pentachlorodibenzo-p-dioxin (PeCDD)				--	--	0.288 U	--	0.71 J	--
1,2,3,4,7,8-Hexachlorodibenzo-p-dioxin (HxCDD)				--	--	0.27 U	--	0.872 J	--
1,2,3,6,7,8-Hexachlorodibenzo-p-dioxin (HxCDD)				--	--	0.841 J	--	4.26	--
1,2,3,7,8,9-Hexachlorodibenzo-p-dioxin (HxCDD)				--	--	0.953 J	--	2.76	--
1,2,3,4,6,7,8-Heptachlorodibenzo-p-dioxin (HpCDD)				--	--	33.7	--	142	--
1,2,3,4,6,7,8,9-Octachlorodibenzo-p-dioxin (OCDD)				--	--	291	--	1120	--
Total Tetrachlorodibenzo-p-dioxin (TCDD)				--	--	0 U	--	0.238 J	--
Total Pentachlorodibenzo-p-dioxin (PeCDD)				--	--	0 U	--	1.48	--
Total Hexachlorodibenzo-p-dioxin (HxCDD)				--	--	3.27	--	32.2	--
Total Heptachlorodibenzo-p-dioxin (HpCDD)				--	--	56.5	--	308	--
2,3,7,8-Tetrachlorodibenzofuran (TCDF)				--	--	0.473 J	--	1.36 J	--
1,2,3,7,8-Pentachlorodibenzofuran (PeCDF)				--	--	0.334 U	--	0.503 J	--
2,3,4,7,8-Pentachlorodibenzofuran (PeCDF)				--	--	0.323 U	--	1.35 J	--
1,2,3,4,7,8-Hexachlorodibenzofuran (HxCDF)				--	--	0.251 U	--	5.01	--
1,2,3,6,7,8-Hexachlorodibenzofuran (HxCDF)				--	--	0.277 U	--	1.42	--
1,2,3,7,8,9-Hexachlorodibenzofuran (HxCDF)				--	--	0.35 U	--	1.13	--
2,3,4,6,7,8-Hexachlorodibenzofuran (HxCDF)				--	--	0.557 J	--	1.39 J	--
1,2,3,4,6,7,8-Heptachlorodibenzofuran (HpCDF)				--	--	14.5	--	43.2	--
1,2,3,4,7,8,9-Heptachlorodibenzofuran (HpCDF)				--	--	0.547 U	--	3.49	--
1,2,3,4,6,7,8,9-Octachlorodibenzofuran (OCDF)				--	--	37.8	--	169	--
Total Tetrachlorodibenzofuran (TCDF)				--	--	0 U	--	6.94	--
Total Pentachlorodibenzofuran (PeCDF)				--	--	0 U	--	13.1	--
Total Hexachlorodibenzofuran (HxCDF)				--	--	3.95	--	55.7	--
Total Heptachlorodibenzofuran (HpCDF)				--	--	35.6	--	188	--
Total Dioxin/Furan TEQ (U = 0)	25		13	--	--	0.863 J	--	5.67 J	--
PCB Aroclors (µg/kg)									
Aroclor 1016				4 U	4 U	4 U	4 U	4 U	20 U
Aroclor 1221				4 U	4 U	4 U	4 U	4 U	20 U
Aroclor 1232				4 U	4 U	4 U	4 U	4 U	20 U
Aroclor 1242				4 U	4 U	4 U	4 U	4 U	20 U
Aroclor 1248				7	8.5	4 U	4 U	7.8	24
Aroclor 1254				8.9	30.2	3.2 J	3.2 J	12.7	26.3
Aroclor 1260				11	11	1.9 J	1.9 J	10.9	19.2 J
Aroclor 1262				4 U	4 U	4 U	4 U	4 U	20 U
Aroclor 1268				4 U	4 U	4 U	4 U	4 U	20 U
Total PCB Aroclors (U = 0)			130	27	50	5.1 J	5.1 J	31	69.5 J
PCB Aroclors (mg/kg-OC)									
Total PCB Aroclors (U = 0)	12	12		--	--	--	--	1.6	3.08 J


Table 2-5
T-117 Sediment Area: Sediment Analytical Results

Location ID Sample ID Sample Date Depth Sample Type	T-117 RvAL		PERIM-1-LTM	PERIM-2-LTM	PERIM-3-LTM	PERIM-4-LTM	PERIM-5-LTM
	LDW RAL ²	(OC)	PERIM-1-LTM-20231012 10/12/2023 0 - 10 cm Normal	PERIM-2-LTM-20231012 10/12/2023 0 - 10 cm Normal	PERIM-3-LTM-20231012 10/12/2023 0 - 10 cm Normal	PERIM-4-LTM-20231012 10/12/2023 0 - 10 cm Normal	PERIM-5-LTM-20231012 10/12/2023 0 - 10 cm Normal
T-117 RvAL (dry weight)							
Dioxin Furans (ng/kg)							
2,3,7,8-Tetrachlorodibenzo-p-dioxin (TCDD)			0.141 U	--	--	--	0.643 J
1,2,3,7,8-Pentachlorodibenzo-p-dioxin (PeCDD)			0.658 J	--	--	--	1.96
1,2,3,4,7,8-Hexachlorodibenzo-p-dioxin (HxCDD)			0.49 J	--	--	--	1.62 J
1,2,3,6,7,8-Hexachlorodibenzo-p-dioxin (HxCDD)			1.56 J	--	--	--	4.33
1,2,3,7,8,9-Hexachlorodibenzo-p-dioxin (HxCDD)			1.13	--	--	--	3.79
1,2,3,4,6,7,8-Heptachlorodibenzo-p-dioxin (HpCDD)			31.7	--	--	--	75.4
1,2,3,4,6,7,8,9-Octachlorodibenzo-p-dioxin (OCDD)			232	--	--	--	599
Total Tetrachlorodibenzo-p-dioxin (TCDD)			1.08	--	--	--	3.96
Total Pentachlorodibenzo-p-dioxin (PeCDD)			0.658 J	--	--	--	1.96
Total Hexachlorodibenzo-p-dioxin (HxCDD)			10.6	--	--	--	27
Total Heptachlorodibenzo-p-dioxin (HpCDD)			71.1	--	--	--	166
2,3,7,8-Tetrachlorodibenzofuran (TCDF)			1.01 J	--	--	--	2.46 J
1,2,3,7,8-Pentachlorodibenzofuran (PeCDF)			0.418 J	--	--	--	1.67
2,3,4,7,8-Pentachlorodibenzofuran (PeCDF)			0.766 J	--	--	--	1.71
1,2,3,4,7,8-Hexachlorodibenzofuran (HxCDF)			1.21	--	--	--	3.36
1,2,3,6,7,8-Hexachlorodibenzofuran (HxCDF)			0.368 J	--	--	--	2.27
1,2,3,7,8,9-Hexachlorodibenzofuran (HxCDF)			0.32 J	--	--	--	2.27
2,3,4,6,7,8-Hexachlorodibenzofuran (HxCDF)			0.785 J	--	--	--	2.34
1,2,3,4,6,7,8-Heptachlorodibenzofuran (HpCDF)			8.81	--	--	--	20.1
1,2,3,4,7,8,9-Heptachlorodibenzofuran (HpCDF)			0.795 J	--	--	--	3
1,2,3,4,6,7,8,9-Octachlorodibenzofuran (OCDF)			17.6	--	--	--	52.8
Total Tetrachlorodibenzofuran (TCDF)			5.64	--	--	--	4.34
Total Pentachlorodibenzofuran (PeCDF)			5.33	--	--	--	9.81
Total Hexachlorodibenzofuran (HxCDF)			15.5	--	--	--	33.3
Total Heptachlorodibenzofuran (HpCDF)			28.6	--	--	--	71.7
Total Dioxin/Furan TEQ (U = 0)	25	13	2.08 J	--	--	--	6.59 J
PCB Aroclors (µg/kg)							
Aroclor 1016			4 U	4 U	4 U	20 U	20 U
Aroclor 1221			4 U	4 U	4 U	20 U	20 U
Aroclor 1232			4 U	4 U	4 U	20 U	20 U
Aroclor 1242			4 U	4 U	4 U	20 U	20 U
Aroclor 1248			4.4	6.8	19.6	20.5	17.3 J
Aroclor 1254			12.8	11.2	20	23.2	16.7 J
Aroclor 1260			17.3	8.5	11.7	22.5 J	15.4 J
Aroclor 1262			4 U	4 U	4 U	20 UJ	20 U
Aroclor 1268			4 U	4 U	4 U	20 UJ	20 U
Total PCB Aroclors (U = 0)		130	35	27	51	66.2 J	49.4 J
PCB Aroclors (mg/kg-OC)							
Total PCB Aroclors (U = 0)	12	12	6.1	1.7	4.1	4.94 J	1.74 J

Table 2-5
T-117 Sediment Area: Sediment Analytical Results


Notes:

TOC in range (0.5% - 4%)

 Detected concentration is greater than T-117 RvAL

 Detected concentration is greater than LDW RAL

TOC out of range

 Detected concentration is greater than T-117 RvAL

1. cPAH TEQ RAL is from the Explanation of Significant Differences for the LDW
2. LDW RAL for Recovery Category 1 Areas (Benthic Protection RAL or Human Health Based RAL, if available)

Bold: Detected result

Calculated values have been rounded to laboratory-reported significant digits

J: Estimated value

U: Compound analyzed for, but not detected above detection limit

UJ: Compound analyzed for, but not detected above estimated detection limit

µg/kg: microgram per kilogram

cm: centimeter

cPAH: carcinogenic polycyclic aromatic hydrocarbon

LDW: Lower Duwamish Waterway

mg/kg: milligram per kilogram

ng/kg: nanograms per kilogram

OC: organic carbon (normalized)

PCB: polychlorinated biphenyl

RAL: Remedial Action Level

RvAL: Removal Action Level

T-117: Terminal 117

TEQ: toxic equivalency quotient

TOC: total organic carbon

Table 3-1**Adjacent Streets and Stormwater Area: Stormwater Operation and Maintenance Requirements**

System Component	Inspection Frequency	Maintenance Trigger/Threshold	Action	City Reference/Guidance Document
Catch basins	Annual	Accumulated storm drain solids reaches 60% of the sump capacity or is within 18 inches of any pipe entering/exiting the structure	Remove accumulated storm drain solids ^a	SPU (2021)
		Sheen or other evidence of contaminants observed ^b	Clean catch basin	SPU (2021)
		Observed structural damage (e.g., holes, cracks)	Repair damage	SPU (2021)
Outfall	Annual	Pipe obstructed by >25%	Remove obstruction	SPU (2021)
Bioretention cells	4 times per year	See Table 3-2 of LTMMP		
Filterra tree box	2 times per year ^c	Small amount of dead, damaged, or unruly branches	Remove/prune	Contech (no date)
		Tree dead	Replace tree ^d	Contech (no date)
		Sediment/debris accumulation on surface of mulch	Remove and replenish mulch. Maintain 3-inch mulch depth	Contech (no date)
		Evidence of frequent overflow ^e	Inspect/replace media	Contech (no date)

Notes:

a. Storm drain solids will be sampled if samples from the inline traps installed in the first maintenance hole upstream of the outfall exceed the Cleanup Screening Level/Second Lowest Apparent Effects Threshold.

b. Visible staining, unusual odors, or debris (e.g. paint chips, metal filings, or other evidence of illegal dumping).

c. Manufacturer's recommendation; given that roads will be paved and subject to low traffic use, SPU believes that this frequency is appropriate for the T-117 site.

d. SPU contracts with Contech to replace trees and media.

e. Heavy silt coverage on mulch (>50% covered) or high water mark in unit.

LTMMP: Long-Term Maintenance and Monitoring Plan (Anchor QEA and AECOM 2023a)

SPU: Seattle Public Utilities

T-117: Terminal 117

Source: Table 3-1 of the Final LTMMP (AECOM and Integral Consulting, Inc. 2018a)

Table 3-2
Adjacent Streets and Stormwater Area: SPU Maintenance Activities in Year 8

System Component	Required LTMMP Inspection/Maintenance Frequency	Actual Year 8 Inspection/Maintenance Frequency	Date(s)	Completed Maintenance Activities
Catch basins	Annually	Approx. semiannually	1/31/2023	Catch basins inspected and sampled as practicable during January and February visits. All catch basins and inlets inspected.
			2/14/2023	
			6/2/2023	
Outfall	Annually	Annually	6/2/2023	Inspected, no obstructions observed.
Bioretention cells	4 times per year	5 times per year	2/14/2023	While performing maintenance activities, crews encountered RVs parked adjacent to the bioretention cells. RVs have been found to cause intermittent damage to the cells. Crews monitored RV activity closely and reported issues to SPU staff. SPU staff followed up as needed.
			5/11/2023	
			6/2/2023	
			10/7/2023	
Filterra tree box units	2 times per year	Approx. quarterly, plus water as needed	3/20/2023	Spring maintenance included the removal of debris and some street trash. Mulch added to systems. Visual inspection of all bioswales and Filterra systems was conducted on June 2, 2023 by SPU Source Control Staff. During the inspection, illicitly dumped cooking oil was discovered at Filterra C within the Filterra Cell and associated catch basin. The spill had not left the system as the water level was below the outlet pipe in the catch basin. Both the catch basin and Filterra were cleaned to remove the cooking oil.
			6/2/2023	
			11/2/2023	
			11/7/2023	
			12/14/2023	

Notes:

LTMMP: Long-Term Maintenance and Monitoring Plan (Anchor QEA and AECOM 2023)

SPU: Seattle Public Utilities

T-117: Terminal 117

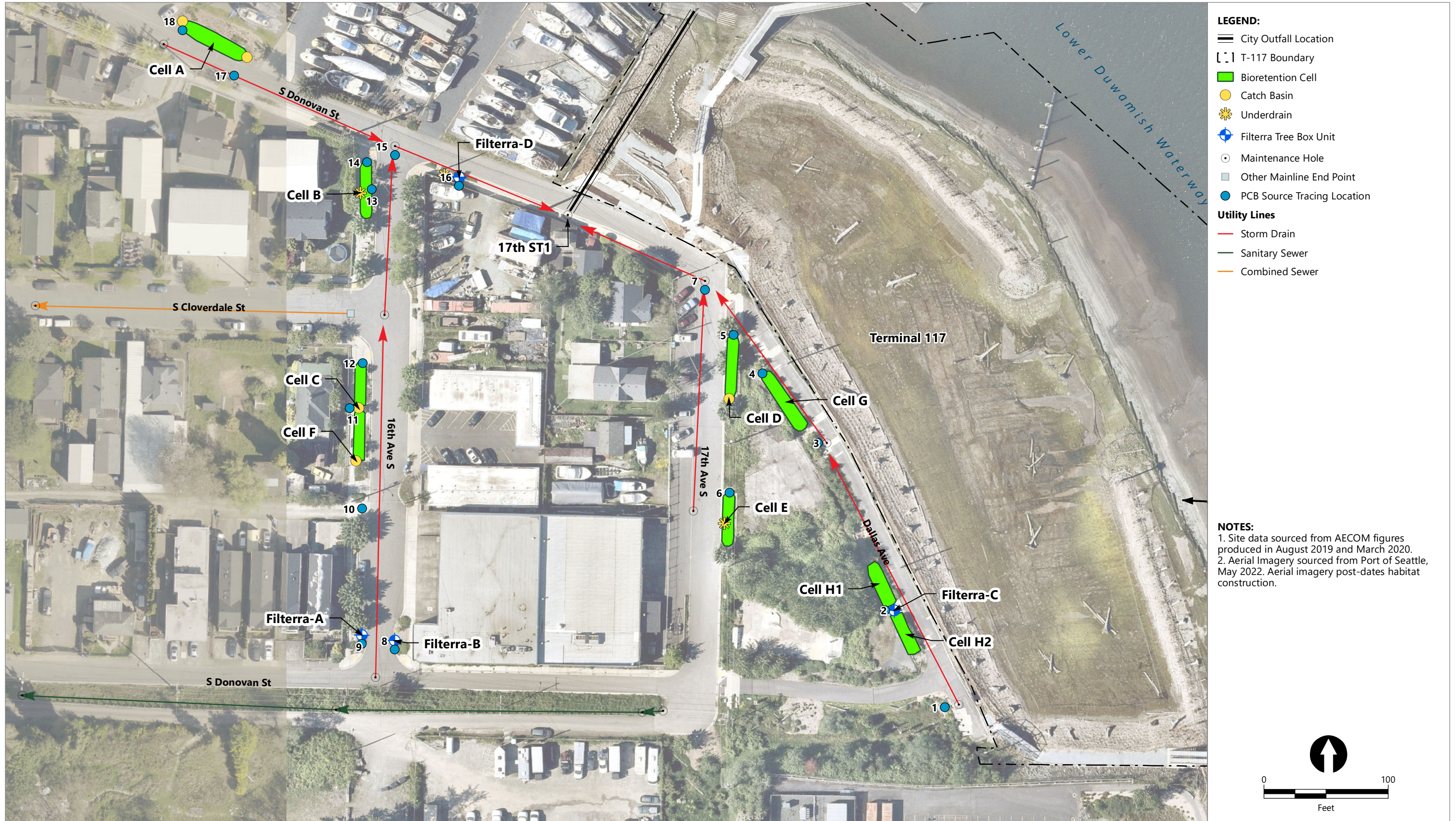
Figures



Publish Date: 2024/02/26, 1:30 PM | User: tweldy
 Filepath: \\GSTFile01\GIS\Jobs\PortofSeattle_0003\T117\Maps\AnnualMonitoring2022\AQ_POS_T117_AnnMonitoring_Fig1_1_SiteOverview.mxd



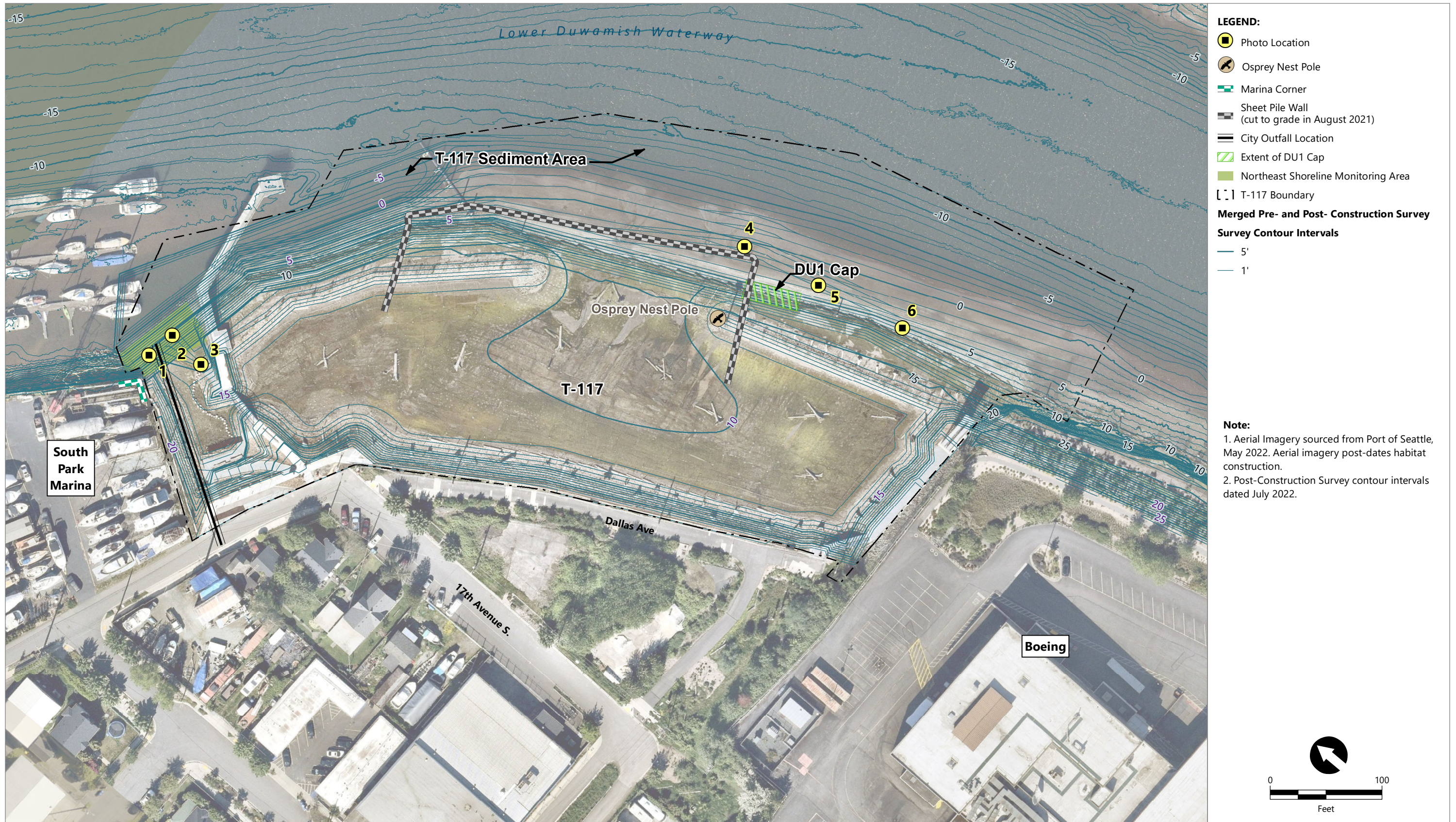
Figure 1-1
T-117 Early Action Cleanup Site Overview
 T-117 Annual Monitoring and Maintenance Report
 Port of Seattle



Publish Date: 2024/02/01, 9:37 AM | User: tweldy
 Filepath: \\GSTFile01\GIS\Jobs\PortofSeattle_0003\T117\Maps\AnnualMonitoring2022\AQ_POS_T117_AnnMonitoring_Fig1_2_AdjFeatures.mxd



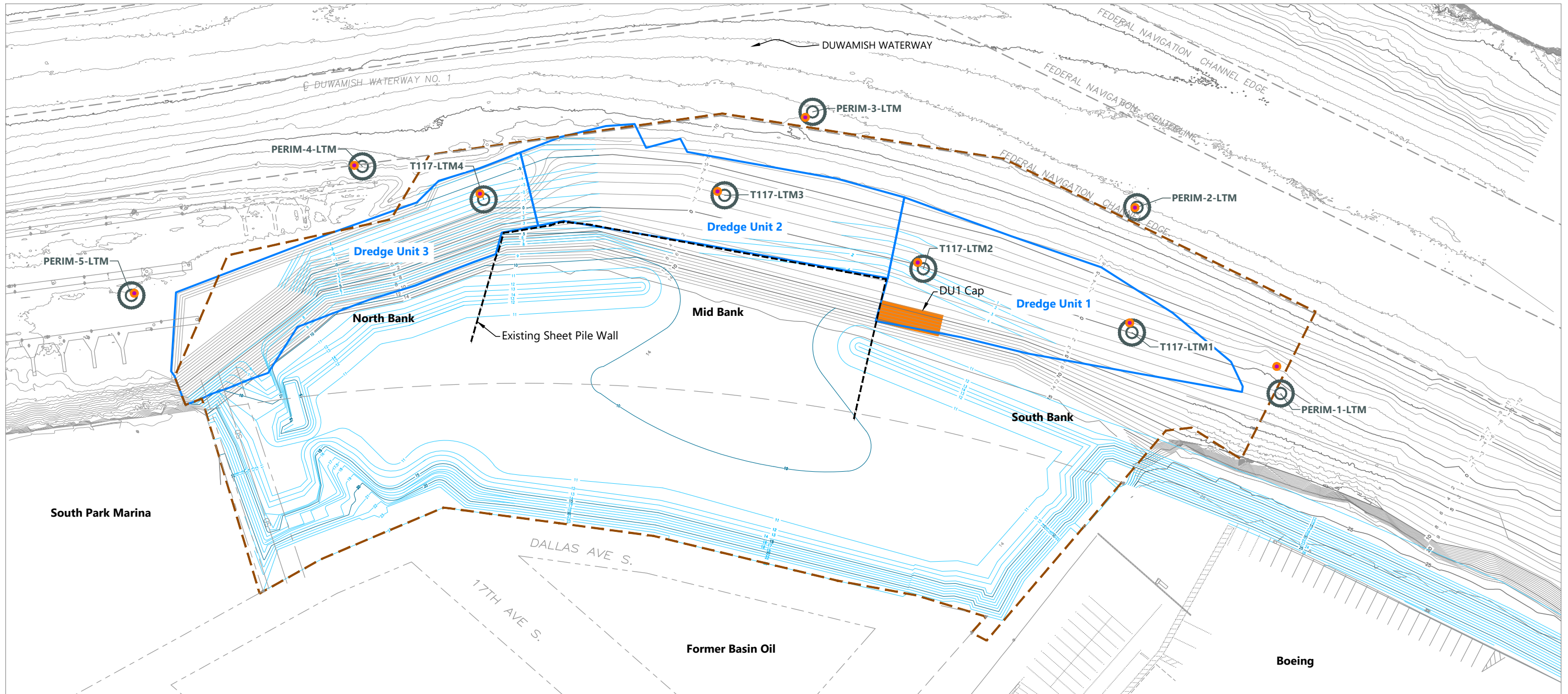
Figure 1-2
Adjacent Streets and Stormwater Area: Storm Drain Sampling Locations and Maintenance



Publish Date: 2024/02/01, 10:15 AM | User: tweldy
 Filepath: \\GSTFile01\GIS\Jobs\PortofSeattle_0003\T117\Maps\AnnualMonitoring2022\AQ_POS_T117_AnnMonitoring_Fig2_1_VisualInspection.mxd



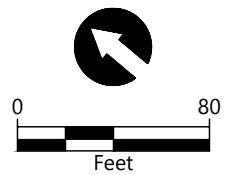
Figure 2-1
T-117 Visual Inspection and Photograph Locations
 T-117 Annual Monitoring and Maintenance Report
 Port of Seattle



SOURCE: Drawing prepared from CAD files provided by Port of Seattle Maritime Division titled "Habitat Plan" dated May 12, 2020.
HORIZONTAL DATUM: Washington State Plane North Zone, North American Datum of 1983 (NAD83), U.S. Survey Feet
VERTICAL DATUM: Mean Lower Low Water (MLLW)

LEGEND:

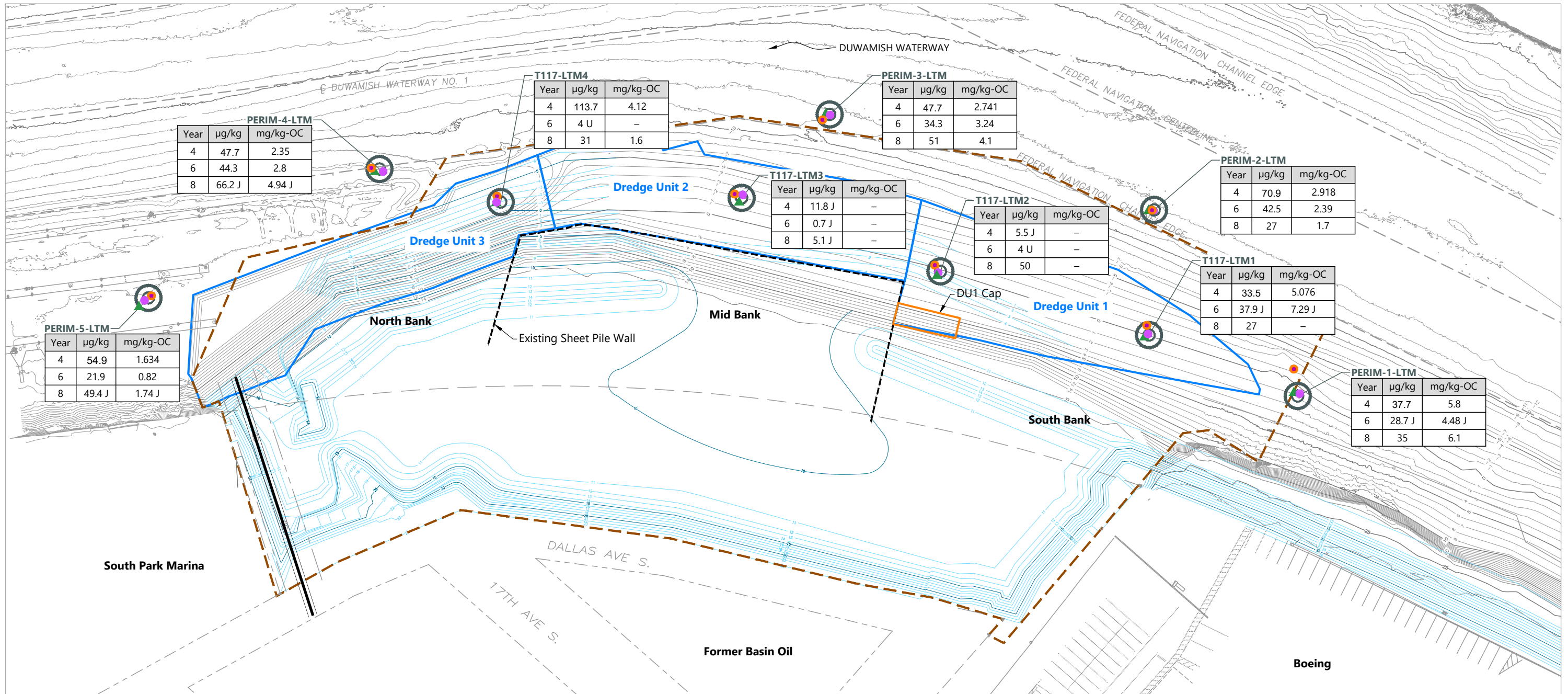
- Target Long-Term Monitoring Sediment Sampling Location
- Actual Long-Term Monitoring Sediment Sampling Location
- Dredge Unit Boundary
- Extent of DU1 Cap
- Sheet Pile Wall (cut to grade in August 2021)
- T-117 Boundary
- Pre-Habitat Construction Contours (1' & 10' Intervals)
- Post-Habitat Construction Contours



Publish Date: 2024/02/08 1:37 PM | User: hmerrick
 Filepath: K:\Projects\0003-Port of Seattle\POS SD-06 Terminal 117\POS Maritime Env Site Mgmt\Annual Monitoring and Maintenance Report\0003-RP-006 (Yr 8 Sediment Mon Locs).dwg Figure 2-2



Figure 2-2
Year 8 Sediment Monitoring Locations
 T-117 Annual Monitoring and Maintenance Report
 Port of Seattle

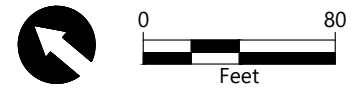


LEGEND:

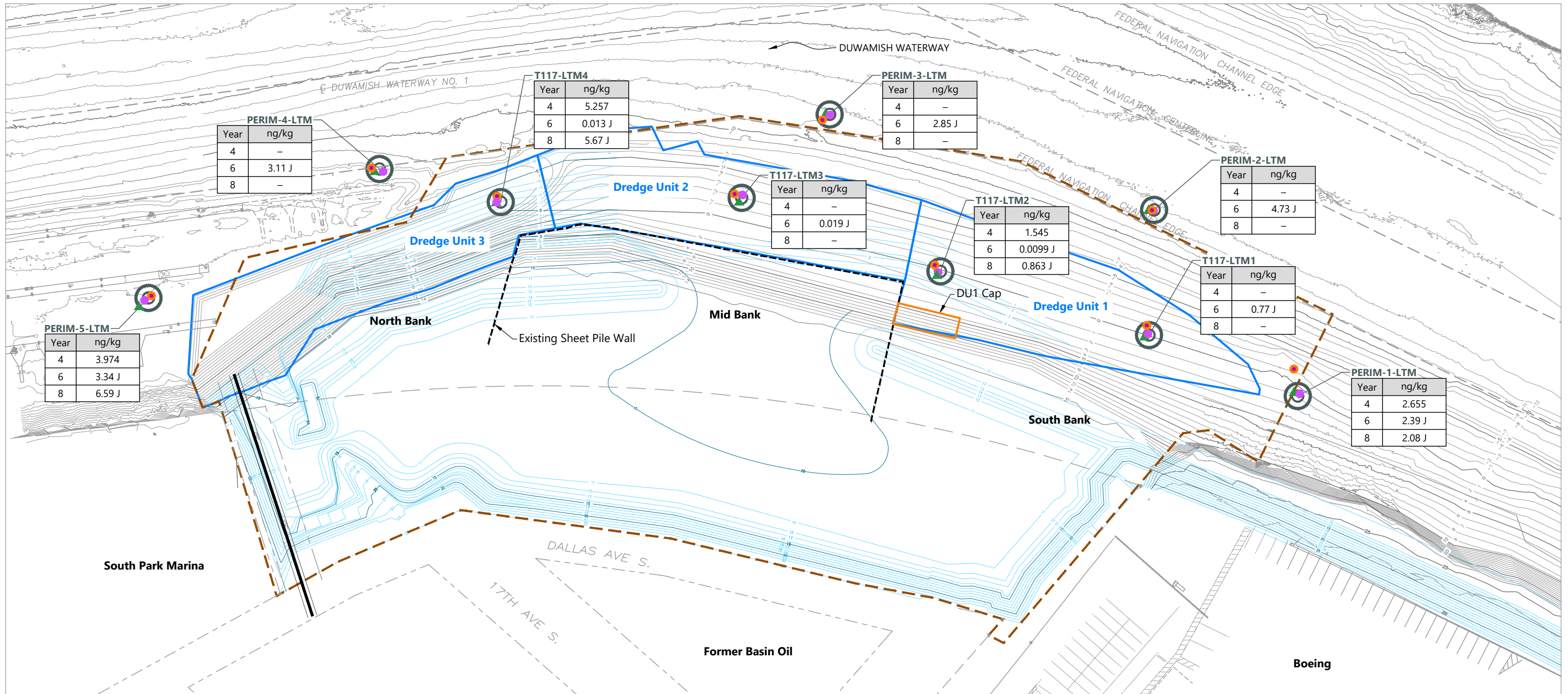
- 🎯 Target Long-Term Monitoring Sediment Sampling Location
- 🟠 Year 8 Sediment Monitoring Location
- 🟡 Year 6 Sediment Monitoring Location
- 🟢 Year 4 Sediment Monitoring Location

- Dredge Unit Boundary
- Extent of DU1 Cap
- - - Sheet Pile Wall (cut to grade in August 2021)
- - - T-117 Boundary
- Pre-Habitat Construction Contours (1' & 10' Intervals)
- Post-Habitat Construction Contours
- City Outfall Location

- J: Estimate value
- U: Compound analyzed for, but not detected above detection limit
- UJ: Compound analyzed for, but not detected above estimated detection limit
- µg/kg: microgram per kilogram
- mg/kg: milligram per kilogram
- ng/kg: nanograms per kilogram
- OC: organic carbon (normalized)
- : Not Calculated
- 🟡 : Value exceeds RvAL (130 µg/kg)



SOURCE: Drawing prepared from CAD files provided by Port of Seattle Maritime Division titled "Habitat Plan" dated May 12, 2020.
HORIZONTAL DATUM: Washington State Plane North Zone NAD83, U.S. Survey Feet
VERTICAL DATUM: Mean Lower Low Water (MLLW)



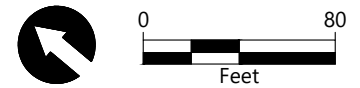
LEGEND:

- 🎯 Target Long-Term Monitoring Sediment Sampling Location
- 🟠 Year 8 Sediment Monitoring Location
- 🟡 Year 6 Sediment Monitoring Location
- 🟢 Year 4 Sediment Monitoring Location

- Dredge Unit Boundary
- Extent of DU1 Cap
- - - Sheet Pile Wall (cut to grade in August 2021)
- - - T-117 Boundary

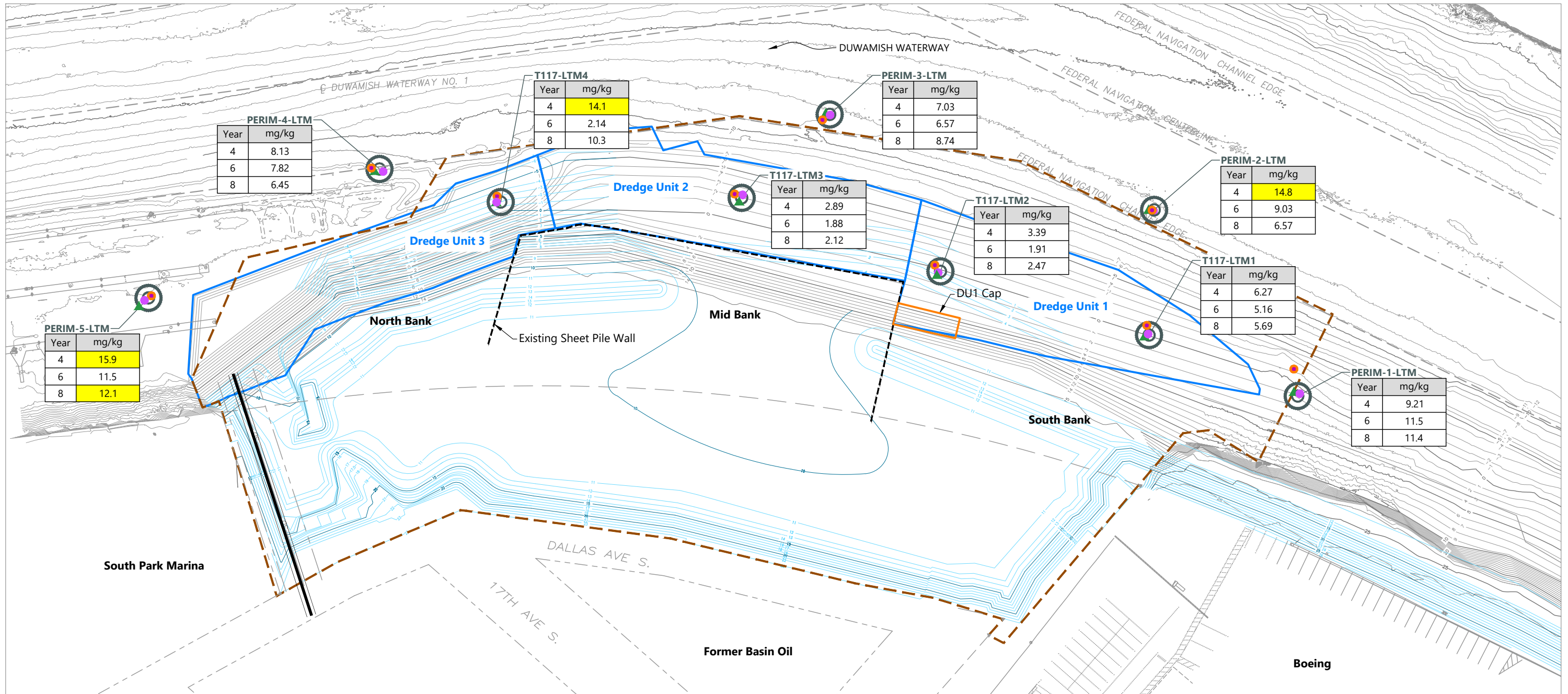
- Pre-Habitat Construction Contours (1' & 10' Intervals)
- Post-Habitat Construction Contours
- City Outfall Location

- J: Estimate value
- U: Compound analyzed for, but not detected above detection limit
- UJ: Compound analyzed for, but not detected above estimated detection limit
- µg/kg: microgram per kilogram
- mg/kg: milligram per kilogram
- ng/kg: nanograms per kilogram
- OC: organic carbon (normalized)
- : Not tested
- 🟡 : Value exceeds RvAl (13 ng/kg)



SOURCE: Drawing prepared from CAD files provided by Port of Seattle Maritime Division titled "Habitat Plan" dated May 12, 2020.
HORIZONTAL DATUM: Washington State Plane North Zone NAD83, U.S. Survey Feet
VERTICAL DATUM: Mean Lower Low Water (MLLW)





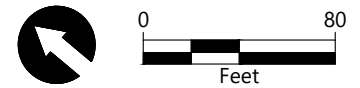
LEGEND:

- ⊙ Target Long-Term Monitoring Sediment Sampling Location
- Year 8 Sediment Monitoring Location
- Year 6 Sediment Monitoring Location
- ▲ Year 4 Sediment Monitoring Location

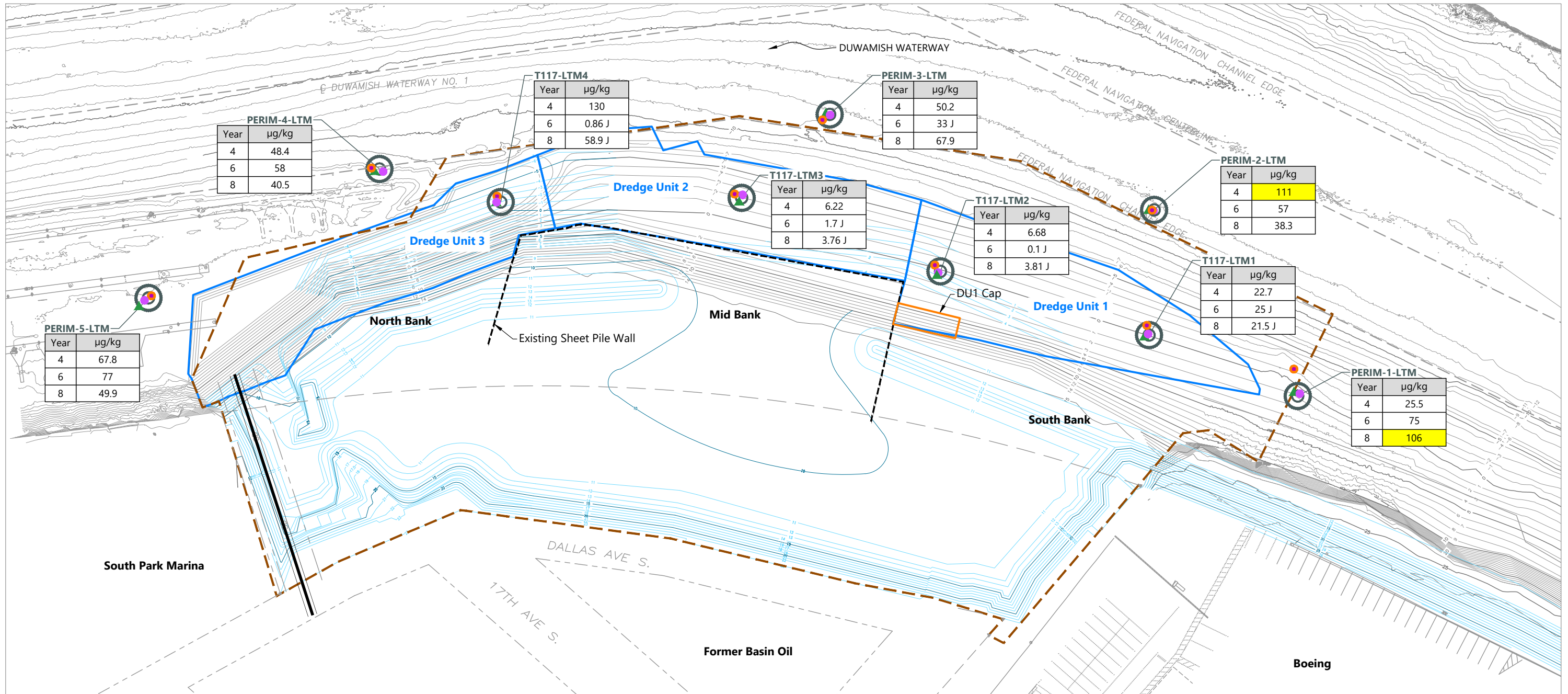
- Dredge Unit Boundary
- Extent of DU1 Cap
- - - Sheet Pile Wall (cut to grade in August 2021)
- - - T-117 Boundary

- Pre-Habitat Construction Contours (1' & 10' Intervals)
- Post-Habitat Construction Contours
- City Outfall Location

- J: Estimate value
- U: Compound analyzed for, but not detected above detection limit
- UJ: Compound analyzed for, but not detected above estimated detection limit
- µg/kg: microgram per kilogram
- mg/kg: milligram per kilogram
- ng/kg: nanograms per kilogram
- OC: organic carbon (normalized)
- : Not tested
- : Value exceeds RvAl (12 mg/kg)



SOURCE: Drawing prepared from CAD files provided by Port of Seattle Maritime Division titled "Habitat Plan" dated May 12, 2020.
HORIZONTAL DATUM: Washington State Plane North Zone NAD83, U.S. Survey Feet
VERTICAL DATUM: Mean Lower Low Water (MLLW)



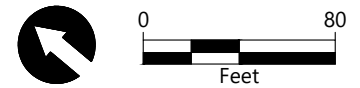
LEGEND:

- Target Long-Term Monitoring Sediment Sampling Location
- Year 8 Sediment Monitoring Location
- Year 6 Sediment Monitoring Location
- Year 4 Sediment Monitoring Location

- Dredge Unit Boundary
- Extent of DU1 Cap
- Sheet Pile Wall (cut to grade in August 2021)
- T-117 Boundary

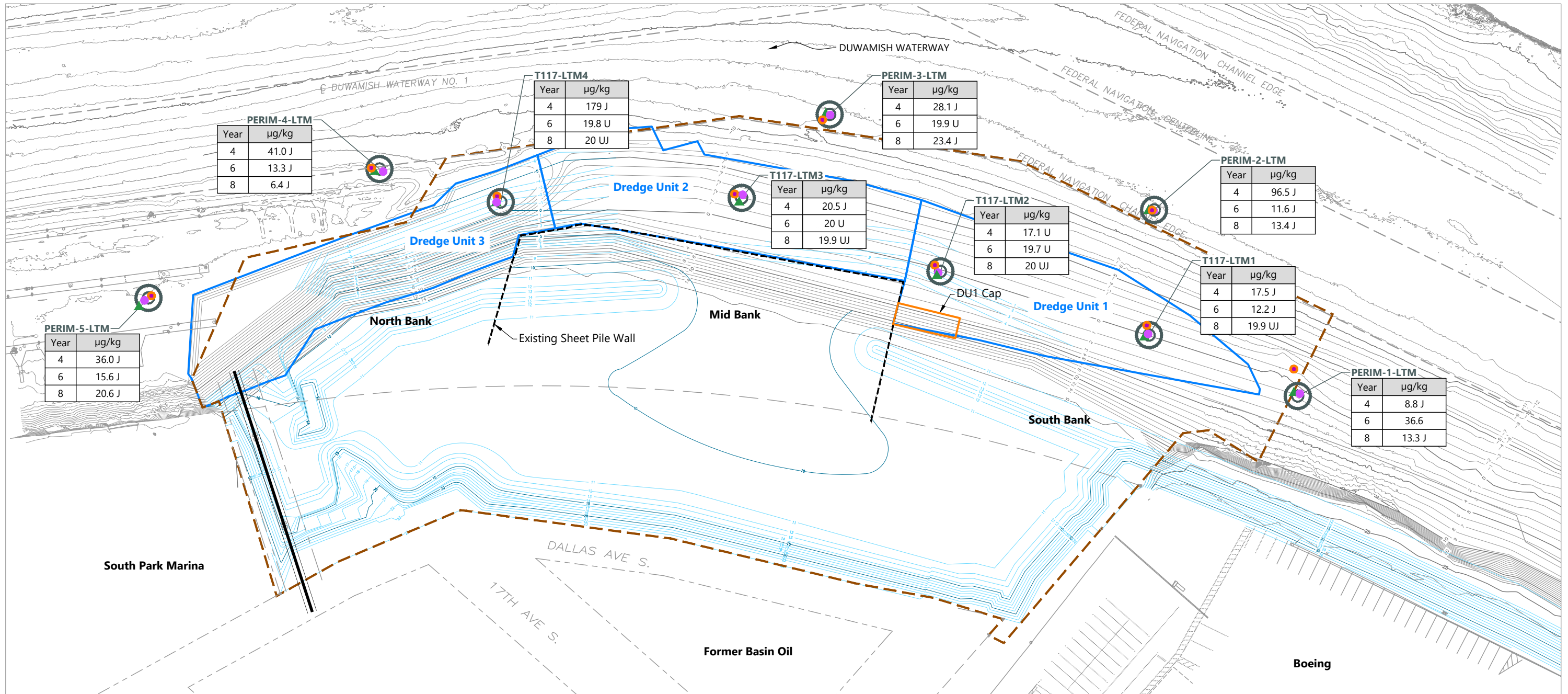
- Pre-Habitat Construction Contours (1' & 10' Intervals)
- Post-Habitat Construction Contours
- City Outfall Location

- J: Estimate value
- U: Compound analyzed for, but not detected above detection limit
- UJ: Compound analyzed for, but not detected above estimated detection limit
- $\mu\text{g}/\text{kg}$: microgram per kilogram
- mg/kg : milligram per kilogram
- ng/kg : nanograms per kilogram
- OC: organic carbon (normalized)
- : Not tested
- Value exceeds RvAl (90 $\mu\text{g}/\text{kg}$)



SOURCE: Drawing prepared from CAD files provided by Port of Seattle Maritime Division titled "Habitat Plan" dated May 12, 2020.
HORIZONTAL DATUM: Washington State Plane North Zone NAD83, U.S. Survey Feet
VERTICAL DATUM: Mean Lower Low Water (MLLW)





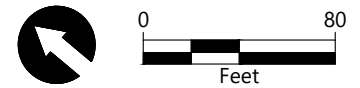
LEGEND:

- 🎯 Target Long-Term Monitoring Sediment Sampling Location
- 🟠 Year 8 Sediment Monitoring Location
- 🟡 Year 6 Sediment Monitoring Location
- 🟢 Year 4 Sediment Monitoring Location

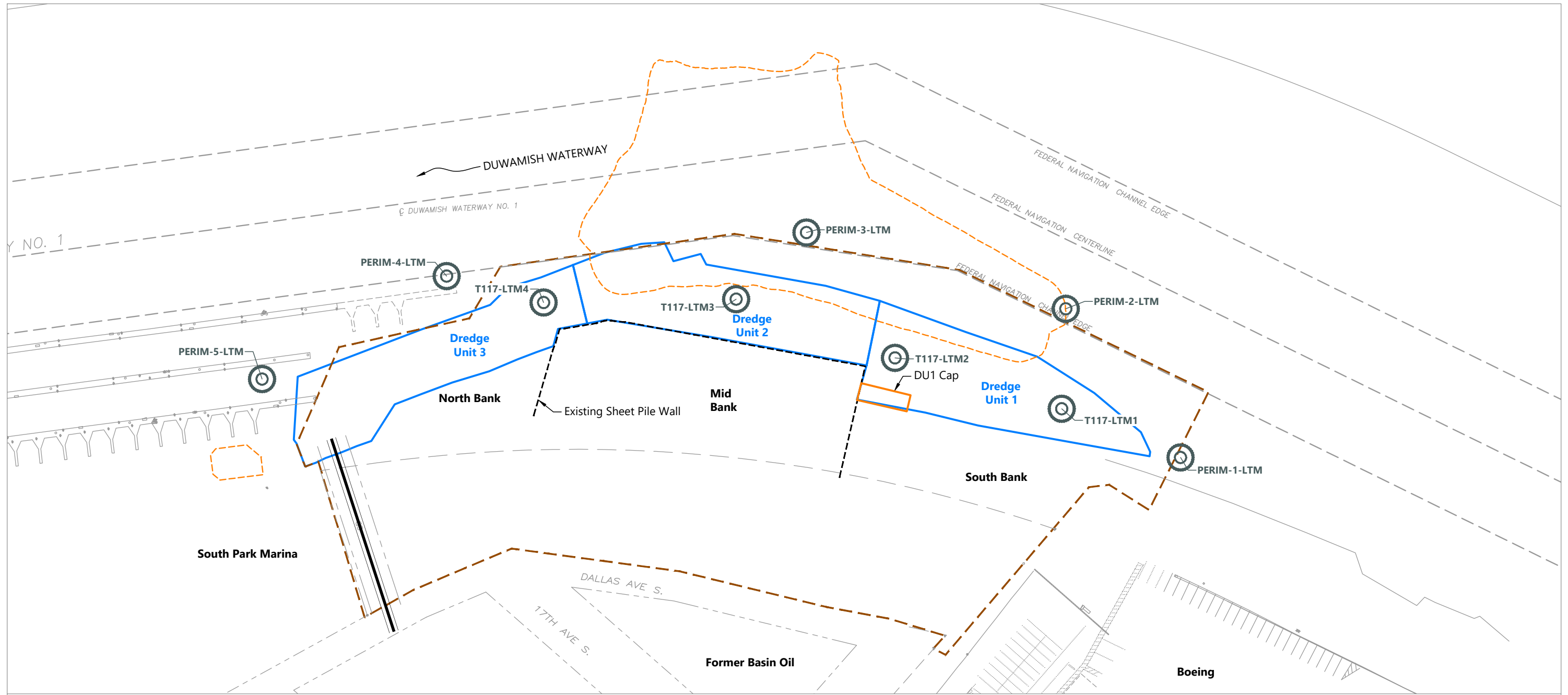
- Dredge Unit Boundary
- Extent of DU1 Cap
- - - Sheet Pile Wall (cut to grade in August 2021)
- - - T-117 Boundary

- Pre-Habitat Construction Contours (1' & 10' Intervals)
- Post-Habitat Construction Contours
- City Outfall Location

- J: Estimate value
- U: Compound analyzed for, but not detected above detection limit
- UJ: Compound analyzed for, but not detected above estimated detection limit
- µg/kg: microgram per kilogram
- mg/kg: milligram per kilogram
- ng/kg: nanograms per kilogram
- OC: organic carbon (normalized)
- : Not tested
- 🟡 : Value exceeds RvAl (420 µg/kg)



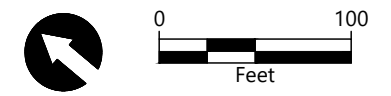
SOURCE: Drawing prepared from CAD files provided by Port of Seattle Maritime Division titled "Habitat Plan" dated May 12, 2020.
HORIZONTAL DATUM: Washington State Plane North Zone NAD83, U.S. Survey Feet
VERTICAL DATUM: Mean Lower Low Water (MLLW)



LEGEND:

- Target Long-Term Monitoring Sediment Sampling Location
- Dredge Unit Boundary
- Extent of DU1 Cap
- Sheet Pile Wall (Cut to Grade in August 2021)
- T-117 Boundary
- Upper Reach LDW 30% RAL Exceedance Area/Estimated Dredge Prism

City Outfall Location



SOURCE: Drawing prepared from CAD files provided by Port of Seattle Maritime Division titled "Habitat Plan" dated May 12, 2020.
HORIZONTAL DATUM: Washington State Plane North Zone NAD83, U.S. Survey Feet

Publish Date: 2024/03/26 3:35 PM | User: hmerrick
 Filepath: K:\Projects\0003-Port of Seattle\POS SD-06 Terminal 117\POS Maritime Env Site Mgmt\Annual Monitoring and Maintenance Report\0003-RP-005.dwg Figur



Figure 4-1
LDW Dredge Areas Adjacent to T-117
 T-117 Annual Monitoring and Maintenance Report
 Port of Seattle

Appendix A

Analytical Laboratory Reports and Sample Results

(Summary tables included; laboratory reports provided under separate cover)

**Table A-1
Underdrain Sample Results**

	Location Notes	Filtterra D	Filtterra D	Filtterra D	Filtterra D	Filtterra D
	Sample ID	FiltD-UND-20231122	FiltD-UND-20231201	FiltD-UND-20231202	FiltD-UND-20231207	FiltD-UND-20231202
	Sample Date	11/22/2023	12/1/2023	12/2/2023	12/7/2023	12/10/2023
	Sample Medium	Stormwater	Stormwater	Stormwater	Stormwater	Stormwater
	Screening Level					
Polychlorinated biphenyls (PCBs; µg/L)						
Aroclor 1016		0.01 U	0.01 U	0.01 U	0.01 U	0.01 U
Aroclor 1221		0.01 U	0.01 U	0.01 U	0.01 U	0.01 U
Aroclor 1232		0.01 U	0.01 U	0.01 U	0.01 U	0.01 U
Aroclor 1242		0.01 U	0.01 U	0.01 U	0.01 U	0.01 U
Aroclor 1248		0.01 U	0.01 U	0.01 U	0.01 U	0.01 U
Aroclor 1254		0.01 U	0.018	0.01 U	0.01 U	0.01 U
Aroclor 1260		0.01 U	0.159	0.082	0.019	0.05
Total PCBs	1,000	0.01 U	0.177	0.082	0.019	0.05

Notes:

Bold: detected result

µg/L: microgram per liter

PCB: polychlorinated biphenyl

U: not detected; reporting limit shown

Appendix B

Visual Inspection Log

Table 2-1
Evaluation Criteria for Visual Inspections

Area	Monitoring Parameter	Data Evaluation of the Parameter	Decision Criteria	Follow-up Proposed Actions
Northeast Shoreline of Restored Shoreline and Intertidal Area ¹	Seeps	Conduct visual inspection to determine if seeps are present along the northeast shoreline of the Restored Shoreline and Intertidal Area.	Sheen present on seep(s).	Determine if sheen is naturally occurring or oil-based (See field test described below in Note 2). Perform follow-up inspection to confirm conditions. Determine the required follow-up action with EPA and Ecology.
DU1 Cap	T-117 Signage	Confirm that the signs required by the environmental covenant are present.	Signs notifying the public of the presence of PCBs beneath the DU1 cap are missing.	Re-install signs required by the environmental covenant.
	Erosion	Conduct visual inspection of cap to identify any apparent changes resulting from erosion (e.g., loss of cap material, slumps, rivulets).	Evidence of erosion features noted in the area.	Engineer will review to determine if a follow-up survey is needed to further characterize the erosion. Additional maintenance recommendations may be required based on the engineer's review. Determine the required follow-up action with EPA and Ecology.
	Surficial debris/large obstructions	Identify the approximate length, width, and type of any surficial objects/large obstructions.	Surficial debris/objects are present and appear to be > 10 ft by 10 ft in area and/or is the object adversely impacting the cap.	Engineer will review to determine if a follow-up survey is needed to further characterize the object(s). Additional maintenance recommendations may be required, including surficial object/debris removal, based on the engineer's review.

Table 2-1
Evaluation Criteria for Visual Inspections

Area	Monitoring Parameter	Data Evaluation of the Parameter	Decision Criteria	Follow-up Proposed Actions
DU1 Cap Cont.	Presence of the armor layer	Inspect shore armor and document with photographs. Identify areas where cap characteristics appear to be anomalous compared to final as-built survey.	Armor material missing, displaced, or moving at the shoreline. There are anomalies > 10 ft by 10 ft in area and material appears to be lower in elevation than the post-construction elevation.	Determine if the armor stone is missing and sand layer is exposed or if excessive sediment has been deposited. Engineer will review this information and additional maintenance recommendations may be required, including replacement of armor stone. The nature of the disturbance to the cap identified during the inspection monitoring event will be the basis for any design modifications. If the armor layer is disturbed by a high flow event, then larger diameter stone may be placed along the slope to maintain cap stability.
	Slope Stability	Measure the slope across the extent of the cap (top surface).	The grade across the cap has increased to > 3H:1V or changed substantially (> 50%) over an area > 20 ft by 20 ft. There is evidence of slope failure, such as stone accumulation at the base of slopes.	Conduct a follow-up visual or bathymetry survey to provide visual evidence of the change. Engineer will review results of the follow-up survey and additional maintenance recommendations may be required, including a geotechnical reevaluation and placement of buttress armor along the slope.
	Cap Thickness	Evaluate deposition and scour processes.	Not applicable; assume minimum cap thickness is maintained if armor stone is present.	No additional action is necessary.



Visual Inspection Log
Terminal 117 Joint Long-Term Monitoring and Maintenance Plan

Section 2: DU1 Cap

Perform a visual inspection of the DU1 cap as shown on Figure 5 of the QAPP. Evaluate parameters as outlined below and identify whether conditions described in decision criteria are evident. Provide additional details in notes section below for any decision criteria that were observed (e.g., extent of erosion or loss of armor stone) and document observations with photographs. Perform inspection during tide of +2ft above MLLW or lower. For a YES provide a follow-up note and the end of the table.

Monitoring Parameter	Data Evaluation of the Parameter	Decision Criteria	Condition Observed	
Erosion	Conduct visual inspection of cap to identify any apparent changes resulting from erosion (e.g., loss of cap material, slumps, rivulets).	Evidence of erosion features noted in the area.	Yes	(No)
Surficial debris/large obstructions	Identify the approximate length, width, and type of any surficial objects/large obstructions.	Surficial debris/objects are present and appear to be > 10 ft by 10 ft in area and/or is the object adversely impacting the cap.	Yes	(No)
Presence of the armor layer	Inspect shore armor and document with photographs. Identify areas where cap characteristics appear to be anomalous compared to final as-built survey.	Armor material missing, displaced, or moving at the shoreline. There are anomalies > 10 ft by 10 ft in area and material appears to be lower in elevation than the post-construction elevation.	Yes	(No)
Slope Stability	Measure the slope across the extent of the cap (top surface).	The grade across the cap has increased to > 3H:1V or changed substantially (> 50%) over an area > 20 ft by 20 ft. There is evidence of slope failure, such as stone accumulation at the base of slopes.	Yes	(No)
Cap Thickness	Evaluate deposition and scour processes.	Not applicable; assume minimum cap thickness is maintained if armor stone is present.	Yes	No <i>armor stone</i>
T-117 Signage	Confirm that the signs required by the environmental covenant are present.	Signs notifying the public of the presence of PCBs beneath the DU1 cap are missing.	Yes	No <i>signage</i>

Notes:

- run off from rain → channels in sand
- armor present → sand overlying
- Slope ~~at~~ 3H:1V no major changes
- Signs posted on property next pole
- Slight debris → ropes likely from trawl nets



Visual Inspection Log
Terminal 117 Joint Long-Term Monitoring and Maintenance Plan

Inspector: Hayley Shuckey Inspection Date/Time: Sept 27 2023
Company: AD Weather: overcast 50°

Section 1: T-117 Restored Shoreline and Intertidal Area

Description: Perform a visual inspection of the northeast shoreline of the Restored Shoreline and Intertidal Area as shown on Figure 5 of the QAPP for the parameters described below. Evaluate parameters as outlined below and identify whether conditions described in decision criteria are evident. Provide additional details in notes section below for any decision criteria that were observed and document observations with photographs. For a YES provide a follow-up note at the end of the table.

Monitoring Parameter	Data Evaluation of the Parameter	Decision Criteria	Condition Observed	
			Yes	No
Seeps	Conduct visual inspection to determine if seeps are present along the northeast shoreline of the Restored Shoreline and Intertidal Area.	Sheen present on seep(s). Determine if sheen is naturally occurring or oil-based (See field test described below in Note 1)		

Notes (attach additional notes to Inspection Log as necessary):

1) To assess the nature of the sheen (i.e., natural vs. petroleum), conduct a field test as follows: break the apparent sheen surface of the water with a stick or a stone, if the sheen breaks up into platelets, it's probably natural. If the material tries to reform and moves back together it's likely petroleum. Also check for odor.

→ Slight sheen on sprayer end, does not look like from site

⇒ Sheen blebs where monitored for a period of time

- intermittent silvery sheens would form on wave surface
- no sheen on sediment/shoreline
- no source was undetermined

continuous sheen bleb



DATE: 11/7/12

PROJECT NAME: Jiff

PROJECT NO: _____

DAILY SAFETY BRIEFING

PERSON CONDUCTING MEETING: HS

HEALTH & SAFETY OFFICER: TS

PROJECT MANAGER: DF

TOPICS COVERED:

- Emergency Procedures and Evacuation Route
- Directions to Hospital
- HASP Review and Location
- Safety Equipment Location
- Proper Safety Equipment Use
- Employee Right-to-Know/MSDS Location
- Fire Extinguisher Location
- Eye Wash Station Location
- Buddy System
- Self and Coworker Monitoring

- Lines of Authority
- Communication
- Site Security
- Vessel Safety Protocols
- Work Zones
- Vehicle Safety and Driving/Road Conditions
- Equipment Safety and Operation
- Proper Use of PPE
- Decontamination Procedures
- Other:

- Lifting Techniques
- Slips, Trips, and Falls
- Hazard Exposure Routes
- Heat and Cold Stress
- Overhead and Underfoot Hazards
- Chemical Hazards
- Flammable Hazards
- Biological Hazards
- Eating/Drinking/Smoking

WEATHER CONDITIONS: rainy, 50s

DAILY WORK SCOPE: site work

SITE-SPECIFIC HAZARDS: slips trips + falls

SAFETY COMMENTS: watch slick rocks

ATTENDEES	
PRINTED NAME	SIGNATURE
H. Sharkey	
Fr. Kevins	

Appendix C

Visual Inspection Photographs




Photo Location 1. Northeast shoreline of Restored Shoreline and Intertidal Area, near South Park Marina



Photo Location 1. Northeast shoreline of Restored Shoreline and Intertidal Area, near South Park Marina

Filepath: \\fuji\Anchor\Projects\Port of Seattle\160003-03 - POS Maritime Env Site Mgmt\T117 Monitoring\2023 Year 8\Year 8 Site inspection\Photos



Photo Location 1. Northeast shoreline of Restored Shoreline and Intertidal Area, looking east



Photo Location 1. Northeast shoreline of Restored Shoreline and Intertidal Area, looking toward outfall

Filepath: \\fuji\Anchor\Projects\Port of Seattle\160003-03 - POS Maritime Env Site Mgmt\T117 Monitoring\2023 Year 8\Year 8 Site inspection\Photos



Photo Location 2. Northeast shoreline of Restored Shoreline and Intertidal Area: intermittent sheen in water



Photo Location 2. Northeast shoreline of Restored Shoreline and Intertidal Area: intermittent sheen in water

Filepath: \\fuji\Anchor\Projects\Port of Seattle\160003-03 - POS Maritime Env Site Mgmt\T117 Monitoring\2023 Year 8\Year 8 Site inspection\Photos



Photo Location 3. Northeast shoreline of Restored Shoreline and Intertidal Area, looking north



Photo Location 3. Northeast shoreline of Restored Shoreline and Intertidal Area, looking east

Filepath: \\fuji\Anchor\Projects\Port of Seattle\160003-03 - POS Maritime Env Site Mgmt\T117 Monitoring\2023 Year 8\Year 8 Site inspection\Photos



Photo Location 4. North end of DU1 cap and osprey pole, looking southwest



Photo Location 4. North end of DU1 cap, looking south

Filepath: \\fuji\Anchor\Projects\Port of Seattle\160003-03 - POS Maritime Env Site Mgmt\T117 Monitoring\2023 Year 8\Year 8 Site inspection\Photos



Photo Location 5. South of DU1 cap, looking north



Photo Location 5. South of DU1 cap, looking northeast

Filepath: \\fuji\Anchor\Projects\Port of Seattle\160003-03 - POS Maritime Env Site Mgmt\T117 Monitoring\2023 Year 8\Year 8 Site inspection\Photos



Photo Location 6. Sheen along the southeast shoreline



Photo Location 6. Sheen along the southeast shoreline

Filepath: \\fuji\Anchor\Projects\Port of Seattle\160003-03 - POS Maritime Env Site Mgmt\T117 Monitoring\2023 Year 8\Year 8 Site inspection\Photos

Appendix D

Sediment Sampling Documentation

Daily Log



Anchor QEA, LLC
 6720 SW Macadam Ave., Suite 125
 Portland, OR 97219
 Phone 503.670.1108

PROJECT NAME: T-117

DATE: 10/12/2023

SITE ADDRESS: 8700 Dallas Ave S

PERSONNEL: HS, Gravity, Tombo

WEATHER:	WIND FROM:	N	NE	E	SE	S	SW	W	NW	NONE	LIGHT	MEDIUM	HEAVY
		SUNNY	CLOUDY	RAIN								TEMPERATURE: °F . °C	

[Circle appropriate units]

TIME	COMMENTS
730	Arrive on-site
745	Health+ Safety meeting
840	picking on Jan @ South park
852	AH 1 @ PERIM-4 → ACCEPTED
917	AH 1 @ T117-LTM4 → ACCEPTED
942	mob to T117-LTM3
952	AH1 @ T117-LTM3 → ACCEPTED
1014	AH1 @ PERIM-3 → ACCEPTED
1040	mob to PERIM-5
1047	AH1 @ PERIM-5 → ACCEPTED
1108	mob to LTM2
1111	AH1 LTM2 → REJECTED
1116	AH2 LTM2 → ACCEPTED
1140	AH1 PERIM-2 → ACCEPTED
1205	AH1 LTM1 → ACCEPTED
1231	AH1 PERIM-1 → REJECTED
1233	AH2 PERIM-1 → REJECTED
1235	AH3 PERIM-1 → REJECTED
1237	AH4 PERIM-2 → ACCEPTED
1250	Completed FW
1300	Completed FWB
1310	Completed RB
1325	moving back to boat launch
1352	@ Dock

Signature:



DATE: _____

PROJECT NAME: _____

PROJECT NO: _____

DAILY SAFETY BRIEFING

PERSON CONDUCTING MEETING: HS

HEALTH & SAFETY OFFICER: TS

PROJECT MANAGER: JF

TOPICS COVERED:

- Emergency Procedures and Evacuation Route
- Directions to Hospital
- HASP Review and Location
- Safety Equipment Location
- Proper Safety Equipment Use
- Employee Right-to-Know/MSDS Location
- Fire Extinguisher Location
- Eye Wash Station Location
- Buddy System
- Self and Coworker Monitoring

- Lines of Authority
- Communication
- Site Security
- Vessel Safety Protocols
- Work Zones
- Vehicle Safety and Driving/Road Conditions
- Equipment Safety and Operation
- Proper Use of PPE
- Decontamination Procedures
- Other:

- Lifting Techniques
- Slips, Trips, and Falls
- Hazard Exposure Routes
- Heat and Cold Stress
- Overhead and Underfoot Hazards
- Chemical Hazards
- Flammable Hazards
- Biological Hazards
- Eating/Drinking/Smoking

WEATHER CONDITIONS: Overcast 60s

DAILY WORK SCOPE: Grabs

SITE-SPECIFIC HAZARDS: Boats, water, Slips Trips + falls

SAFETY COMMENTS: Watch for holes, Grabs

ATTENDEES	
PRINTED NAME	SIGNATURE
<u>H. Sharkey</u>	<u>[Signature]</u>
<u>K. Burns</u>	<u>[Signature]</u>
<u>PAUL KALINA</u>	<u>[Signature]</u>
<u>She H.S.Z</u>	<u>[Signature]</u>
<u>Kyle Sanders</u>	<u>[Signature]</u>



Surface Sediment Field Log

Job: T-117 Station: DTM 1
 Job No: 220585-02.01 Date: 10/17/23
 Field Staff: HS Sample Method: POWER GRAB
 Contractor: Gravity Proposed Coordinates: Lat. 32.0499
 Horizontal Datum: Long. KE OAPP

Water Height _____ Tide Measurements
 DTM Depth Sounder: _____ Time: _____
 DTM Lead Line: 4.5 Height: _____

- Sample Acceptability Criteria:
- 1) Overlying water is present
 - 2) Water has low turbidity
 - 3) Sampler is not overfilled
 - 4) Surface is flat
 - 5) Desired penetration depth

Mudline Elevation (lower low water-large tides): calculated after sampling

Notes: _____

Grab #	Time	Confirmed Coordinates (datum)		Sample Accept (Y/N)	Recovery Depth (m)	Comments: jaws close, good seal, winnowing, overlying water, surface intact, etc
		WGS 84 (N)	WGS 84 (E)			
1	1207	47313246	122183527	Y	11cm	Jaws closed overlying water

Sample Description: surface cover, (density), moisture, color, minor modifier, MAJOR modifier, other constituents, odor, sheen, layering, anoxic layer, debris, plant matter, shells, biota

Brown silt with silt, occasional large silt and shell
no sheen, no odor, distributed streaks, clasts of silt
w/ dark grey trace, minor (up to 1 cm) diam), no animals
no anthropogenic

Sample Containers: See OAPP

Analyses: See OAPP



Surface Sediment Field Log

Job: T-117 Station: LTN 3
 Job No: 220585-02.01 Date: 10/12/23
 Field Staff: HS Sample Method: POUSER GRAB
 Contractor: Gravity Proposed Coordinates: Lat. 30 GAPP
 Horizontal Datum: Long. 30 GAPP

Water Height _____ Tide Measurements
 DTM Depth Sounder: — Time: _____
 DTM Lead Line: 2.9 Height: _____

- Sample Acceptability Criteria:
- 1) Overlying water is present
 - 2) Water has low turbidity
 - 3) Sampler is not overfilled
 - 4) Surface is flat
 - 5) Desired penetration depth

Mudline Elevation (lower low water-large tides): calculated after sampling

Notes: _____

Grab #	Time	Confirmed Coordinates (datum)		Sample Accept (Y/N)	Recovery Depth (in)	Comments: jaws close, good seal, winnowing, overlying water, surface intact, etc
		WGS 84 (N)	WGS 84 (E)			
1	1111			N	3cm	Jaws open
2	1116	47313403	122183670	Y	17cm	Jaws ajar on left side ↳ Sample intact on right

Sample Description: surface cover, (density), moisture, color, minor modifier, MAJOR modifier, other constituents, odor, sheen, layering, anoxic layer, debris, plant matter, shells, biota

Silt with some coarse brown sand (M-S), no odor, no sheen
no anoxic layer, biota, no anthropogenic
occasional chips of silt w/ fine mud

Sample Containers: 30 GAPP

Analyses: see GAPP



Surface Sediment Field Log

Job: T-117 Station: T117-1TM3

Job No: 220585-02.01 Date: 10/12/23

Field Staff: HS Sample Method: Gravity R. QADb

Contractor: Gravity Proposed Coordinates: Lat. 38 04 00

Horizontal Datum: Long 122 04 00

Water Height Tide Measurements Sample Acceptability Criteria:

DTM Depth Sounder: — Time: — 1) Overlying water is present

DTM Lead Line: 2.3' Height: — 2) Water has low turbidity

3) Sampler is not overfilled

4) Surface is flat

5) Desired penetration depth

Mudline Elevation (lower low water-large tides): calculated after sampling

Notes:

Grab #	Time	Confirmed Coordinates (datum)		Sample Accept (Y/N)	Recovery Depth (ft)	Comments: jaws close, good seal, winnowing, overlying water, surface intact, etc
		WGS 84 (N)	WGS 84 (E)			
1	952	473135.18	1221837.27	Y	10	Jaws closed Surface intact

Sample Description: surface cover, (density), moisture, color, minor modifier, MAJOR modifier, other constituents, odor, sheen, layering, anoxic layer, debris, plant matter, shells, biota

Area poorly sorted sand (1.2m) w/ trace silt
no sheen no odor coarse silt towards bottom
of grab, no organics, no biota, no other pr-

Sample Containers: See QADb

Analyses: See QADb



Surface Sediment Field Log

Job: T-117 Station: T117-1TM4
 Job No: 220585-02.01 Date: 10/17/23
 Field Staff: HS Sample Method: Gravity
 Contractor: Gravity Proposed Coordinates: Lat. See QAPP
 Horizontal Datum: Long. See QAPP

Water Height _____ Tide Measurements
 DTM Depth Sounder: _____ Time: _____
 DTM Lead Line: 84 Height: _____

Sample Acceptability Criteria:
 1) Overlying water is present
 2) Water has low turbidity
 3) Sampler is not overfilled
 4) Surface is flat
 5) Desired penetration depth

Mudline Elevation (lower low water-large tides): calculated after sampling

Notes:

Grab #	Time	Confirmed Coordinates (datum)		Sample Accept (Y/N)	Recovery Depth (in)	Comments: jaws close, good seal, winnowing, overlying water, surface intact, etc
		WGS 84 (N)	WGS 84 (E)			
1	917	473136.98	1221839.10	Y	26	Jaws closed good seal overlying water

Sample Description: surface cover, (density), moisture, color, minor modifier, MAJOR modifier, other constituents, odor, sheen, layering, anoxic layer, debris, plant matter, shells, biota

nothing silt brown, 0-2cm brown grey silt w/ fine sand, no odor, no sheen, 2-10cm sand, well rounded (P-0) no sheen, no odor, trace organics throughout (dark) fine sheen (silver streaks w/ honey)

Sample Containers: See QAPP, ID taken

Analyses: see QAPP



Surface Sediment Field Log

Job: T-117 Station: PERTM-1
 Job No: 220585-02.01 Date: 10/12/23
 Field Staff: HS Sample Method: POWER GRAB
 Contractor: Gravity Proposed Coordinates: Lat. & see QAPP
 Horizontal Datum: Long. see QAPP

Water Height _____ Tide Measurements
 DTM Depth Sounder: — Time: _____
 DTM Lead Line: 10.1 Height: _____

Sample Acceptability Criteria:
 1) Overlying water is present
 2) Water has low turbidity
 3) Sampler is not overfilled
 4) Surface is flat
 5) Desired penetration depth

Mudline Elevation (lower low water-large tides): calculated after sampling
 Notes: _____

Grab #	Time	Confirmed Coordinates (datum)		Sample Accept (Y/N)	Recovery Depth (in)	Comments: jaws close, good seal, winnowing, overlying water, surface intact, etc
		WGS 84 (N)	WGS 84 (E)			
1	1231			N	2cm	Poor recovery
2	1233			N	3cm	↓
3	1235			N	7cm	
4	1237	478131.36	1221834.534	Y	12cm	Jaws closed overlying water
JES						

Sample Description: surface cover, (density), moisture, color, minor modifier, MAJOR modifier, other constituents, odor, sheen, layering, anoxic layer, debris, plant matter, shells, biota

Wet, soft, brown silt overlying sand w/ gravel and silt. Wet soft / loose light grey w/ oxidized streaks. No sheen. No odor, trace organics on surface (Algae)

Sand 85%. Gravel 5%. Silt 10%.

Sample Containers: see QAPP

Analyses: see QAPP

2



Surface Sediment Field Log

Job: T-117 Station: Perim-2

Job No: 220585-02.01 Date: 10/12/23

Field Staff: HS Sample Method: POWER GRAB

Contractor: Gravity Proposed Coordinates: Lat. 30.0000

Horizontal Datum: Long. 79

Water Height Tide Measurements

DTM Depth Sounder: _____ Time: _____

DTM Lead Line: 16.3 Height: _____

- Sample Acceptability Criteria:
- 1) Overlying water is present
 - 2) Water has low turbidity
 - 3) Sampler is not overfilled
 - 4) Surface is flat
 - 5) Desired penetration depth

Mudline Elevation (lower low water-large tides): calculated after sampling

Notes: _____

Grab #	Time	Confirmed Coordinates (datum)		Sample Accept (Y/N)	Recovery Depth (m)	Comments: jaws close, good seal, winnowing, overlying water, surface intact, etc
		WGS 84 (N)	WGS 84 (E)			
<u>1</u>	<u>1140</u>	<u>4731370</u>	<u>12218342</u>	<u>Y</u>	<u>22</u>	<u>Jaws closed good seal</u>

Sample Description: surface cover, (density), moisture, color, minor modifier, MAJOR modifier, other constituents, odor, sheen, layering, anoxic layer, debris, plant matter, shells, biota

Brown, wet silt, silt containing black green wet silt
Silt wet silt (S) no odor no sheen track organic
(roots, shells), trace fish (larvae), no antherozoids

Sample Containers: 2x QAPP

Analyses: see QAPP



Surface Sediment Field Log

Job: T-117 Station: PERTM. 3
 Job No: 220585-02.01 Date: 10/12/23
 Field Staff: HS Sample Method: Gravity Grab
 Contractor: Gravity Proposed Coordinates: Lat. 32.0447
 Horizontal Datum: Long. 80.0447

Water Height _____ Tide Measurements
 DTM Depth Sounder: _____ Time: _____
 DTM Lead Line: _____ Height: _____

- Sample Acceptability Criteria:
- 1) Overlying water is present
 - 2) Water has low turbidity
 - 3) Sampler is not overfilled
 - 4) Surface is flat
 - 5) Desired penetration depth

Mudline Elevation (lower low water-large tides): calculated after sampling

Notes: _____

Grab #	Time	Confirmed Coordinates (datum)		Sample Accept (Y/N)	Recovery Depth (in)	Comments: jaws close, good seal, winnowing, overlying water, surface intact, etc
		WGS 84 (N)	WGS 84 (E)			
1	1014	4731354A	122183508	Y	18	Jaws closed 1/2 surface intact ↳ sampling this area

Sample Description: surface cover, (density), moisture, color, minor modifier, MAJOR modifier, other constituents, odor, sheen, layering, anoxic layer, debris, plant matter, shells, biota

0-1cm brown silt grey silt w/ hard sand, no
odor, trace biota (worms), trace organic

Sample Containers: See QAPP 7 MS/MSD

Analyses: See QAPP

JS



Surface Sediment Field Log

Job: T-117 Station: 2833M-4-LTM
 Job No: 220585-02.01 Date: 10/12/23
 Field Staff: HS Sample Method: Bottom Grab
 Contractor: Gravity Proposed Coordinates: Lat. see QAPP
 Horizontal Datum: Long. see QAPP

Water Height _____ Tide Measurements
 DTM Depth Sounder: 13.0' Time: _____
 DTM Lead Line: 12.7' Height: _____

- Sample Acceptability Criteria:
- 1) Overlying water is present
 - 2) Water has low turbidity
 - 3) Sampler is not overfilled
 - 4) Surface is flat
 - 5) Desired penetration depth

Mudline Elevation (lower low water-large tides): calculated after sampling

Notes: _____

Grab #	Time	Confirmed Coordinates (datum)		Sample Accept (Y/N)	Recovery Depth (m) cm	Comments: jaws close, good seal, winnowing, overlying water, surface intact, etc
		WGS 84 (N)	WGS 84 (E)			
1	852	47337	1221839	Y	22	Jaws closed good seal overlying water

Sample Description: surface cover, (density), moisture, color, minor modifier, MAJOR modifier, other constituents, odor, sheen, layering, anoxic layer, debris, plant matter, shells, biota

light brown silt on surface, wet brown grey
sandy silt, no odor, no sheen, trace organics
(trace, etc), sand (f) trace (silts, shells in sample)

Sample Containers: see QAPP

Analyses: _____



Surface Sediment Field Log

Job: T-117 Station: RR3M-S

Job No: 220585-02.01 Date: 07/25

Field Staff: HS Sample Method: POWDR GRAB

Contractor: Gravity Proposed Coordinates: Lat. 32 04 40

Horizontal Datum: Long. RE GRAB

Water Height Tide Measurements

DTM Depth Sounder: — Time: _____

DTM Lead Line: 50' Height: _____

- Sample Acceptability Criteria:
- 1) Overlying water is present
 - 2) Water has low turbidity
 - 3) Sampler is not overfilled
 - 4) Surface is flat
 - 5) Desired penetration depth

Mudline Elevation (lower low water-large tides): calculated after sampling

Notes: _____

Grab #	Time	Confirmed Coordinates (datum)		Sample Accept (Y/N)	Recovery Depth (in)	Comments: jaws close, good seal, winnowing, overlying water, surface intact, etc
		WGS 84 (N)	WGS 84 (E)			
<u>1</u>	<u>1047</u>	<u>47338.58</u>	<u>1221842.617</u>	<u>Y</u>	<u>14</u>	<u>Jaws closed Good Seal</u>

Sample Description: surface cover, (density), moisture, color, minor modifier, MAJOR modifier, other constituents, odor, sheen, layering, anoxic layer, debris, plant matter, shells, biota

0.2cm fine soft silt no odor calculation
Grey Brown Soft Silt w/ fine sand no sheen
no odor trace organics (roots, leaf) no biota
no an thropo genic

Sample Containers: See OAPP

Analyses: See OAPP

Chain of Custody Record & Laboratory Analysis Request

Laboratory Name: ARI
 Date: October 12, 2023
 Project Name: T-117
 Project Number: 220585-02.01
 Project Manager: Julia Fitts
 Phone Number: 360-715-2708
 Shipment Method: Dropoff



Line	Field Sample ID	Collection Date/Time	Matrix	No. of Containers	Test Parameters										Comments/Preservation		
					Grain Size (PSP)	Total Solids	TOC	Arsenic	PAHs (SIM)	Phenol	PB Aroclors	Dioxin/Furans	Archive				
1	T117-LTM1-20231012	10/12/23 12:15	SE	6	X	X	X	X	X	X	X	X	X	X	X	X	Please Archive Jar w/ DIF
2	T117-LTM2-20231012	10/12/23 11:20	SE	6	X	X	X	X	X	X	X	X	X	X	X	X	Run DIF
3	T117-LTM3-20231012	10/12/23 9:55	SE	6	X	X	X	X	X	X	X	X	X	X	X	X	Archive Jar w/ DIF
4	T117-LTM4-20231012	10/12/23 9:25	SE	12	X	X	X	X	X	X	X	X	X	X	X	X	Run DIF
5	PERIM-1-LTM-20231012	10/12/23 12:40	SE	6	X	X	X	X	X	X	X	X	X	X	X	X	Run DIF
6	PERIM-2-LTM-20231012	10/12/23 11:45	SE	6	X	X	X	X	X	X	X	X	X	X	X	X	Archive Jar w/ DIF
7	PERIM-3-LTM-20231012	15/12/23 10:20	SE	10	X	X	X	X	X	X	X	X	X	X	X	X	MH/MSD GC
8	PERIM-4-LTM-20231012	10/12/23 8:55	SE	6	X	X	X	X	X	X	X	X	X	X	X	X	
9	PERIM-5-LTM-20231012	10/12/23 8:55	SE	6	X	X	X	X	X	X	X	X	X	X	X	X	Run DIF
10	T117-LTM104-20231012	10/12/23 9:40	SE	6	X	X	X	X	X	X	X	X	X	X	X	X	Archive Jar w/ DIF
11	T117-RB-20231012	10/12/23 13:10	WQ	7						X	X	X	X				
12	T117-FW-20231012	10/12/23 12:56	WIPE	4						X	X	X	X				
13	T117-FWB-20231012	10/12/23 13:00	WIPE	4						X	X	X	X				
14																	
15																	
16																	
17																	
18																	

Notes:

Relinquished By: *[Signature]* Company: Anchor QEA, LLC
 Signature/Printed Name: *[Signature]* Date/Time: 10/12/23 11:57

Relinquished By: _____ Company: _____
 Signature/Printed Name: _____ Date/Time: _____


Received By: *[Signature]* Company: *[Signature]*
 Signature/Printed Name: *[Signature]* Date/Time: 10/12/23 14:12

Received By: _____ Company: _____
 Signature/Printed Name: _____ Date/Time: _____

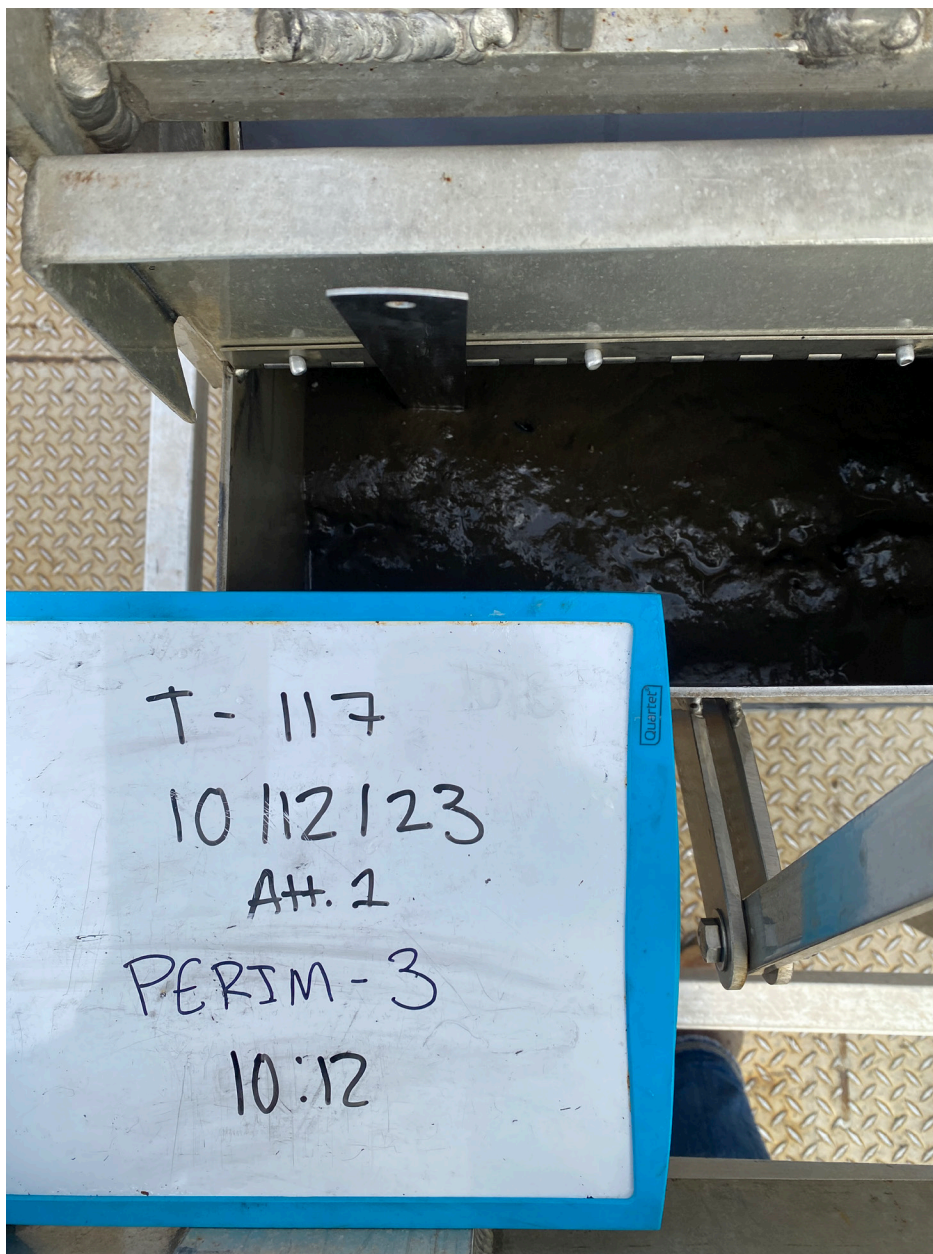
Photograph 1
PERIM-1-LTM Sample Collection



Photograph 2
PERIM-2-LTM Sample Collection



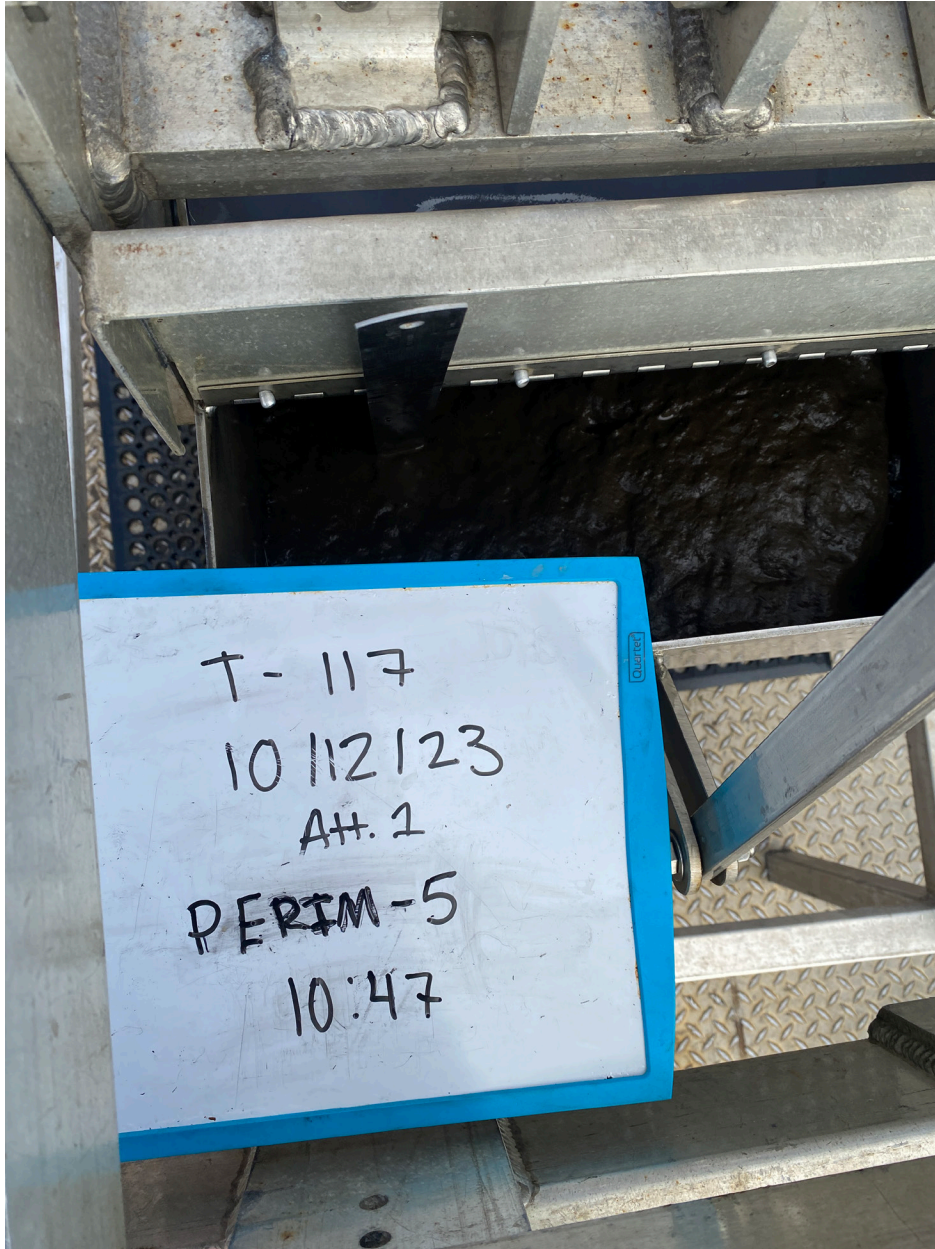
Photograph 3
PERIM-3-LTM Sample Collection



Photograph 4
PERIM-4-LTM Sample Collection



Photograph 5
PERIM-5-LTM Sample Collection



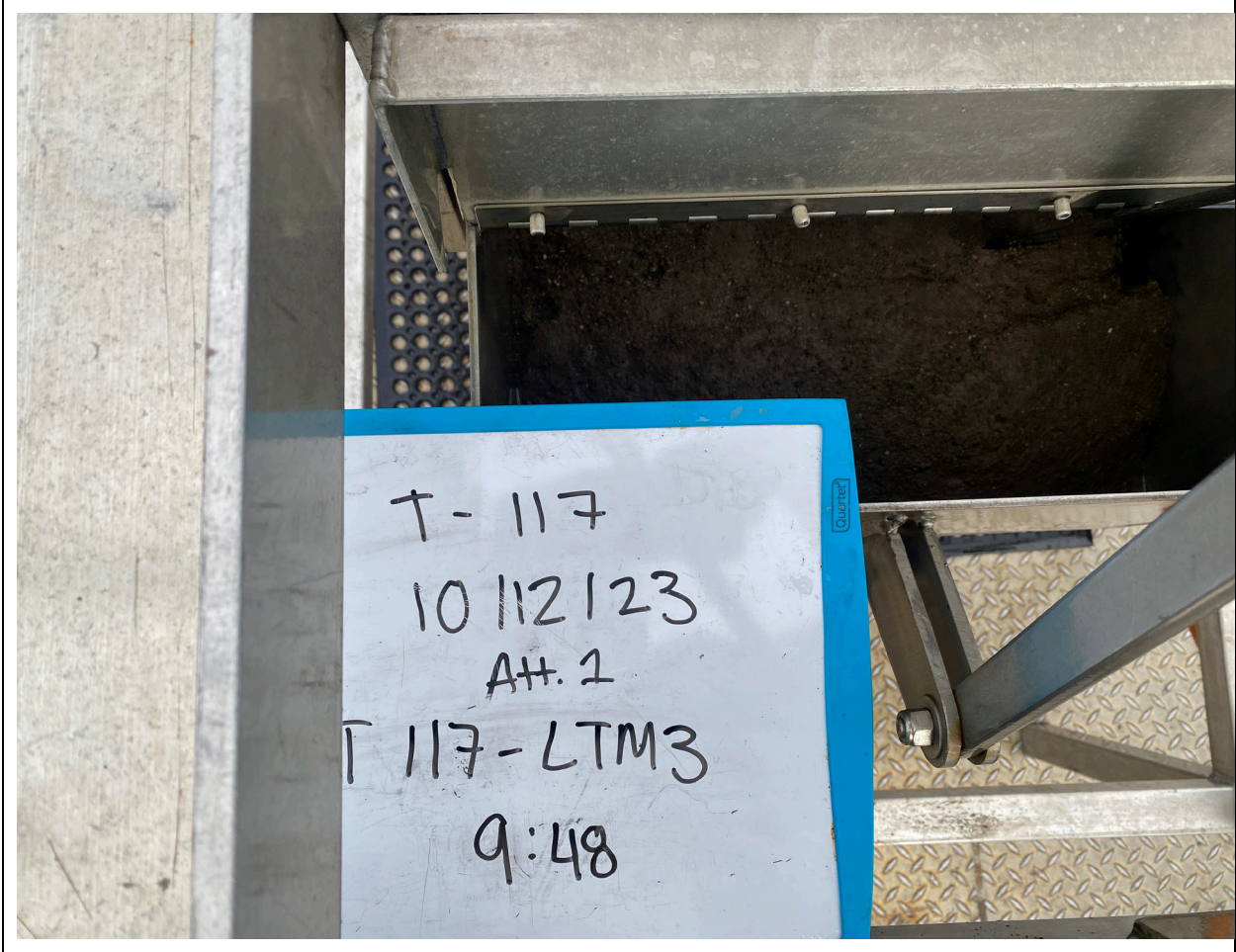
Photograph 6
T117-LTM1 Sample Collection



Photograph 7
T117-LTM2 Sample Collection



Photograph 8
T117-LTM3 Sample Collection



Photograph 9
T117-LTM4 Sample Collection

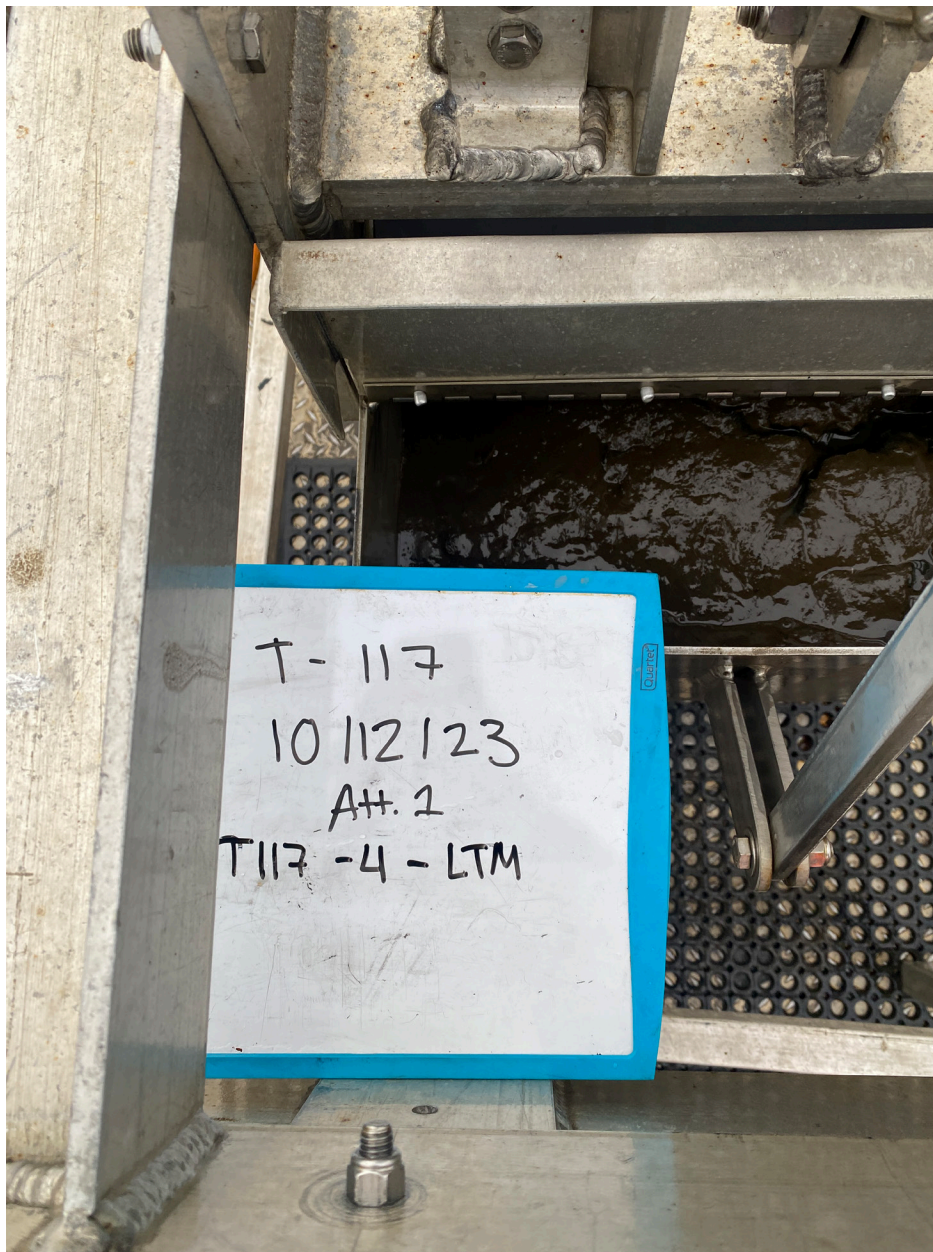


Table 27. Selected Remedy RAO 3 RALs

SMS Contaminant of Concern for RAO 3	RAL for Recovery Category 1 Areas ^a (Benthic SCO)	RAL for Recovery Category 2 & 3 Areas (2 x Benthic SCO) ^b
Metals (mg/kg dw)		
Arsenic	57	n/a
Cadmium	5.1	10.2
Chromium	260	520
Copper	390	780
Lead	450	900
Mercury	0.41	0.82
Silver	6.1	12.2
Zinc	410	820
PAHs (mg/kg OC)		
2-Methylnaphthalene	38	76
Acenaphthene	16	32
Anthracene	220	440
Benzo(a)anthracene	110	220
Benzo(a)pyrene	99	198
Benzo(g,h,i)perylene	31	62
Total benzofluoranthenes	230	4650
Chrysene	110	220
Dibenzo(a,h)anthracene	12	24
Dibenzofuran	15	30
Fluoranthene	160	320
Fluorene	23	46
Indeno(1,2,3-cd)pyrene	34	68
Naphthalene	99	198
Phenanthrene	100	200
Pyrene	1,000	2,000
Total HPAHs	960	1,920
Total LPAHs	370	740
SMS Contaminant of Concern for RAO 3	RAL for Recovery Category 1 Areas ^a (Benthic SCO)	RAL for Recovery Category 2 & 3 Areas (2 x Benthic SCO) ^b
Phthalates (mg/kg OC)		
Bis(2-ethylhexyl)phthalate	47	94

Butyl benzyl phthalate	4.9	9.8
Dimethyl phthalate	53	106
Chlorobenzenes (mg/kg OC)		
1,2,4-Trichlorobenzene	0.81	1.62
1,2-Dichlorobenzene	2.3	4.6
1,4-Dichlorobenzene	3.1	6.2
Hexachlorobenzene	0.38	0.76
Other SVOCs and COCs, ($\mu\text{g}/\text{kg dw}$ except as shown)		
2,4-Dimethylphenol	29	58
4-Methylphenol	670	1,340
Benzoic acid	650	1,300
Benzyl alcohol	57	114
n-Nitrosodiphenylamine, mg/kg OC	11	22
Pentachlorophenol	360	720
Phenol	420	840
PCBs (mg/kg OC)		
Total PCBs	12	n/a

Notes:

General:

- PCBs and arsenic are also human health COCs (see Table 28 for RALs for human health COCs), and RALs for the the human health category take precedence over RAO 3 RALs. The surface sediment (10 cm) Recovery Category 1 RALs for PCBs and arsenic are the same for human health and benthic invertebrates, but the 2 X SCO Recovery Category 2 and 3 criteria are not applicable to PCBs and arsenic. Figure 22 and Figure 23 list all RALs for human health COCs.
- Table 23 describes Recovery Categories and Figure 12 shows Recovery Category areas.
 - a. The RAL applies to the 10 cm and 45 cm depth intervals for intertidal areas and to the 10 cm and 60 cm depth intervals for subtidal areas. See Figure 22 and Figure 23 .
 - b. For Recovery Category 2 and 3 areas, the RAL applies to the 10 cm depth interval. See Figure 22 and Figure 23.

Table 28. Remedial Action Levels, ENR Upper Limits, and Areas and Depths of Application

			Intertidal Sediments (+11.3 ft MLLW to -4 ft MLLW)				Subtidal Sediments (-4 ft MLLW and Deeper)				
Risk Driver COC	Units	Action Levels	Recovery Category 1 RALs, ENR ULs, and Application Depths		Recovery Category 2 and 3 RALs, ENR ULs, and Application Depths		Recovery Category 1 RALs, ENR ULs, and Application Depths		Recovery Category 2 and 3 RALs, ENR ULs, and Application Depths		Shoaled Areas ^b in Federal Navigation Channel
			Top 10 cm (4 in)	Top 45 cm (1.5 ft)	Top 10 cm (4 in)	Top 45 cm (1.5 ft)	Top 10 cm (4 in)	Top 60 cm (2 ft)	Top 10 cm (4 in)	Top 60 cm (2 ft) ^c	Top to Authorized Navigation Depth Plus 2 ft
Human Health Based RALs											
PCBs (Total)	mg/kg OC	RAL	12	12	12	65	12	12	12	195	12
		UL ^a for ENR	--	--	36	97	--	--	36	195	--
Arsenic (Total)	mg/kg dw	RAL	57	28	57	28	57	57	57	--	57
		UL ^a for ENR	--	--	171	42	--	--	171	--	--
cPAH	µg TEQ/kg dw	RAL	1000	900	1000	900	1000	1000	1000	--	1000
		UL ^a for ENR	--	--	3000	1350	--	--	3000	--	--
Dioxins/Furans	ng TEQ/kg dw	RAL	25	28	25	28	25	25	25	--	25
		UL ^a for ENR	--	--	75	42	--	--	75	--	--
Benthic Protection RALs											
39 SMS COCs ^d	Contaminant- specific	RAL	Benthic SCO	Benthic SCO	2x Benthic SCO	--	Benthic SCO	Benthic SCO	2x Benthic SCO	--	Benthic SCO
		UL ^a for ENR	--	--	3x RAL	--	--	--	3x RAL	--	--

a. The ENR Upper Limit (UL) is the highest concentration that would allow for application of ENR in the areas described. For areas with no ENR limit listed, ENR is not a currently designated technology (see Section 13.2.1.2 for further discussion).

b. Shoaled areas are those areas in federal navigation channel with sediment accumulation above the authorized depth including a 2 ft over-dredge depth that USACE uses to maintain the channel for navigation purposes. The authorized channel depths are (1) from RM 0 to 2 (from Harbor Island to the First Avenue South Bridge), 30 ft below MLLW; (2) from RM 2 to RM 2.8 (from the First Avenue South Bridge to Slip 4), 20 ft below MLLW; and (3) from RM 2.8 to 4.7 (Slip 4 to the Upper Turning Basin), 15 ft below MLLW. For shoaled areas, the compliance intervals will be determined during Remedial Design; these are typically 2-4 ft core intervals. For areas in the channel that are not shoaled, Recovery Categories 1 or 2 & 3 RALs apply as indicated in the other subtidal columns.

c. Applied only in potential vessel scour areas. These are defined as subtidal areas (i.e., below -4 ft MLLW) that are above -24 ft MLLW north of the 1st Ave South Bridge, and above -18 ft MLLW south of the 1st Ave South Bridge (see Figure 17).

d. There are 41 SMS COCs, but total PCBs and arsenic ENR ULs are based upon human health based RALs only (see Table 20).