

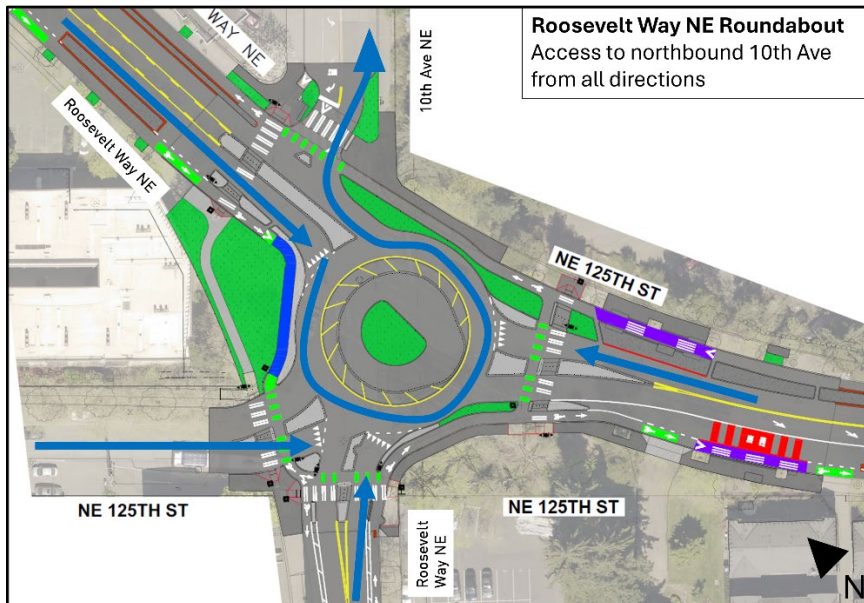
NE 130th St & NE 125th St Mobility and Safety Project

Roosevelt Way NE & 10th Ave NE Access Options

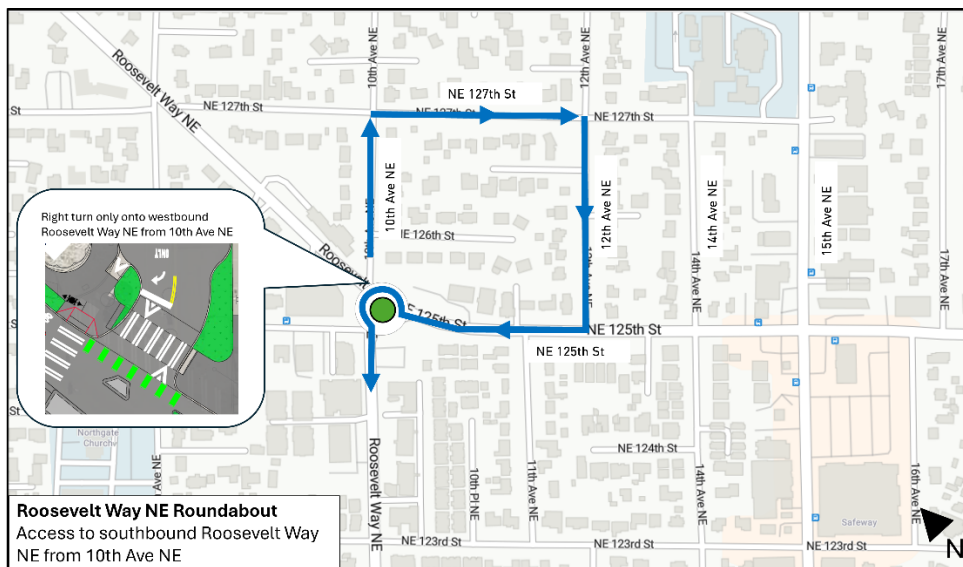
Winter 2025

We are installing a new roundabout at Roosevelt Way NE and 10th Ave NE to improve traffic operations and safety. Based on the available public space (right of way) and the design needs of the roundabout, we must restrict left turns onto eastbound Roosevelt Way NE/NE 125th St from southbound 10th Ave NE. Below are alternative routing options for people needing to make connections to eastbound NE 125th St or southbound Roosevelt Way N. Access to 10th Ave NE is maintained from all directions.

Accessing Northbound 10th Ave NE



Accessing Southbound Roosevelt Way NE



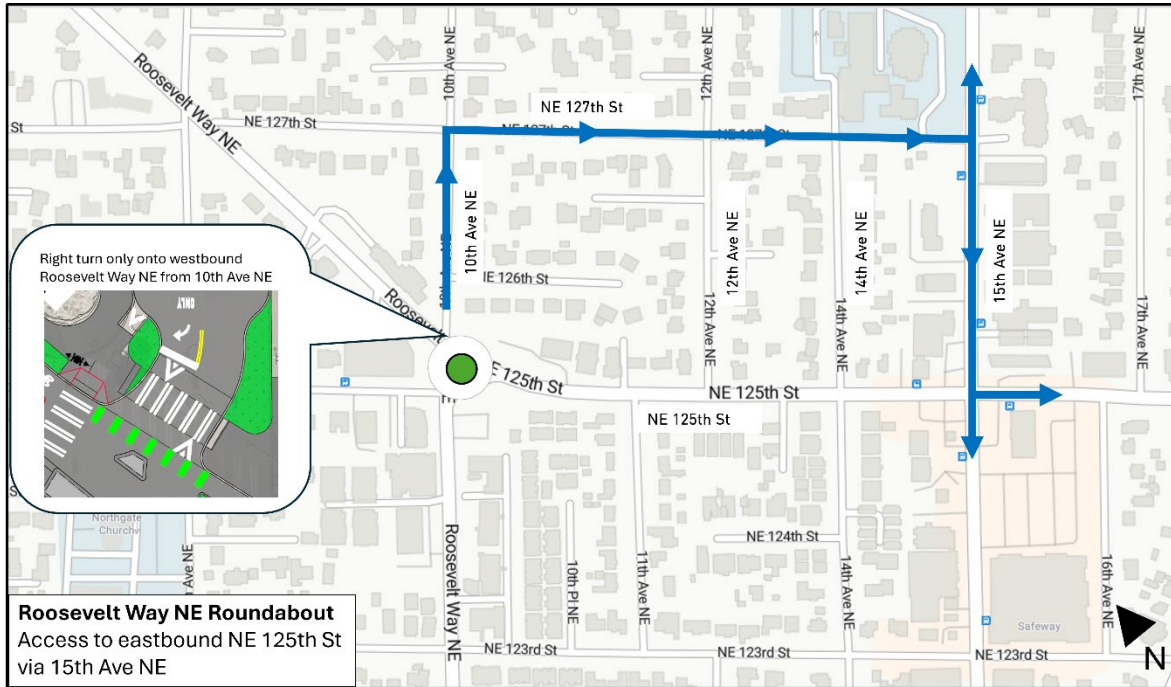
Project Contact

Drue Nyenhuis, Outreach Lead
NE130thSt_NE125thSt_Project@seattle.gov
(206) 400-7515



Seattle
Department of
Transportation

Accessing Eastbound NE 125th St and/or 15th Ave NE



Project Contact

Drue Nyenhuis, Outreach Lead
NE130thSt_NE125thSt_Project@seattle.gov
(206) 400-7515



Seattle
Department of
Transportation