

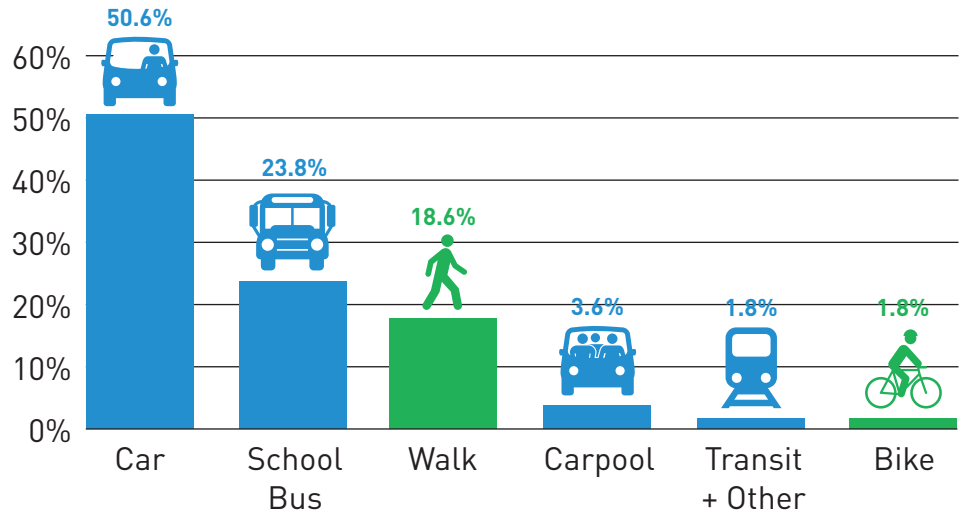


WALKING AND BIKING TO SCHOOL IN 2018

Seattle by the Numbers

Each spring for the past decade, students in public elementary and K-8 schools across the city have participated in a two-day classroom survey on how they travel to and from school.

In June of 2018, **14 schools** and over **13,000 students** participated in this survey.



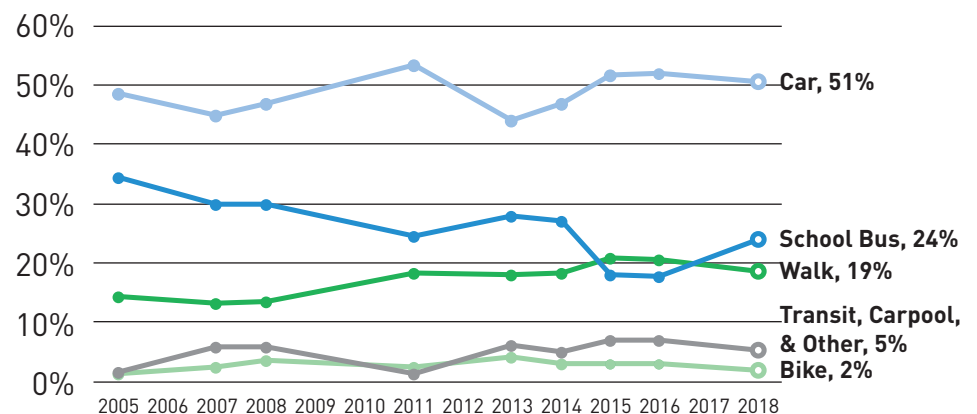
1 in 5

Students walked or biked to school



Get your school moving in the right direction. For walk and bike encouragement ideas and free incentives, visit

www.seattle.gov/transportation/saferoutes_encouragement.htm



QUESTIONS?

Contact SDOT's Ashley Rhead at ashley.rhead@seattle.gov or (206) 684-7577



Seattle
Department of
Transportation



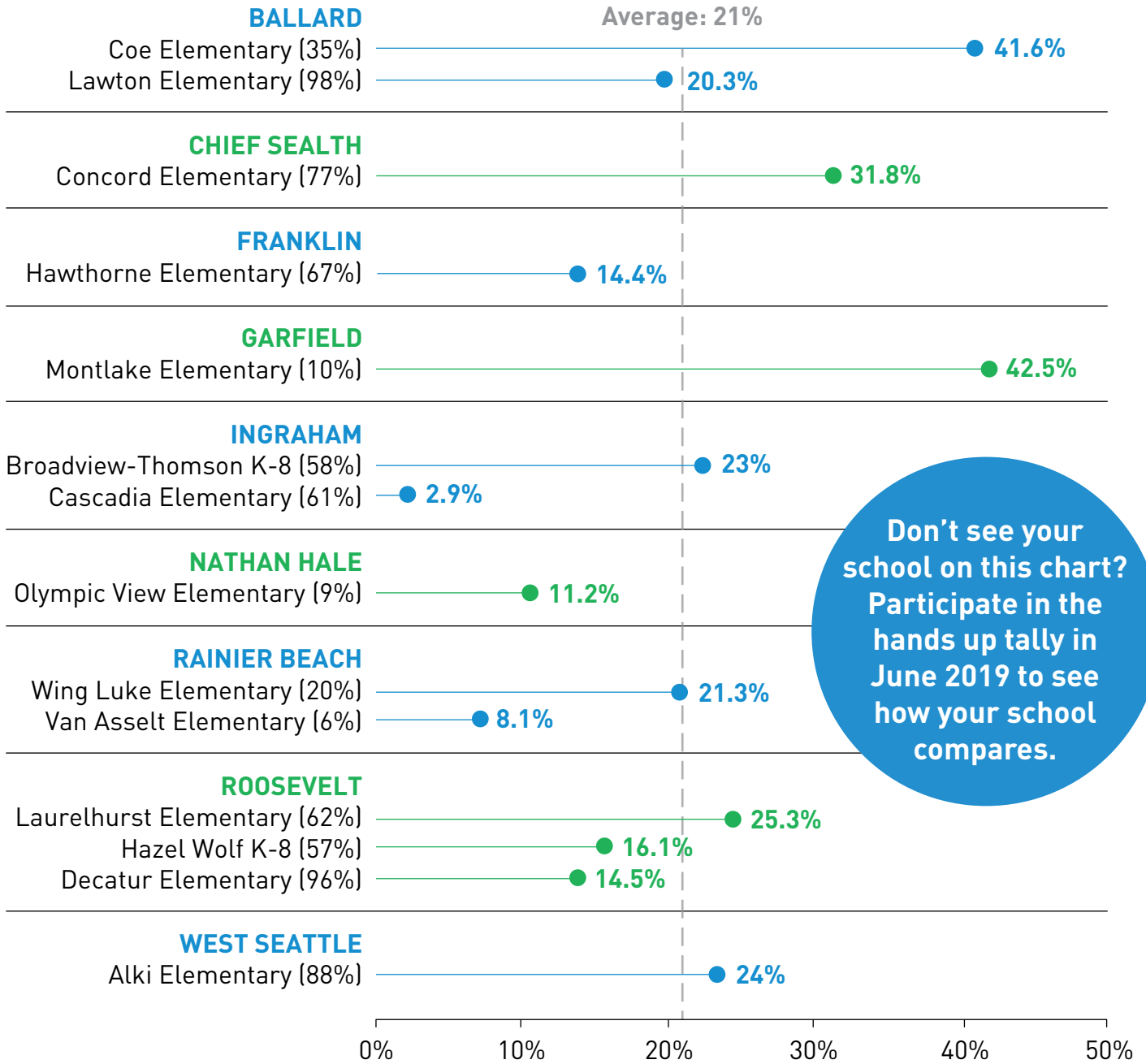
Top 5

Schools for walking and biking to school

- 1 Montlake Elementary 42.5%
- 2 Coe Elementary 41.6%
- 3 Concord Elementary 31.8%
- 4 Laurelhurst Elementary 25.3%
- 5 Alki Elementary 24.0%

School Name (Participation %)

ACTIVE TRANSPORTATION RATE



Don't see your school on this chart? Participate in the hands up tally in June 2019 to see how your school compares.

Note: In 2014, Jane Addams K-8 moved from the Nathan Hale cluster to the Roosevelt cluster and changed name to Hazel Wolf.