



2023 Virtual Home Fair

Photo by John Skelton



Seattle Department of
Construction & Inspections

Building Inspections
2023

Single Family Renovation/ Addition Construction Inspections

Hosted By: SDCI Building Inspections Group

Building Inspectors: Yavita Kotomaimoce and Chris Nykorchuck



SDCI PURPOSE AND VALUES

Our Purpose

Helping people build a safe, livable and inclusive Seattle.

Our Values

- Equity
- Inclusion
- Learning
- Accountability
- Stewardship

How do I schedule an inspection?

Once you have a permit, you can schedule your inspections using the Seattle Services Portal at <https://cosaccela.seattle.gov>.

1. On the portal home page, enter your record number in the main search box and hit enter
2. Click on the blue Inspections and Appointments link
3. Scroll down to find the pending inspection you want to schedule
4. Click the arrow next to the blue Actions link and select schedule
5. Follow the prompts from there



Or you can call 206-684-8950



WHAT INSPECTIONS DO I NEED?

- **Construction Inspections**

- What type of construction inspections do I need? It depends?
- First Ground – Required when there is any ground disturbance.
- Foundation - Before pouring concrete.
- Setback - Before pouring concrete (same time as foundation).
- TESC - Temporary Erosion Control measures during entire project to prevent soil erosion
- Structural - Shear wall nailing, anchor bolt or hold down placement or any retrofit anchorage using epoxy or mechanical anchors.
- Framing - Before installing insulation and after all trade permits are approved for a cover inspection. Often times an underfloor inspection is needed if you have a crawl space prior to installing sub-floor sheathing
- Insulation - Before installing interior drywall.
- Site Final - Final inspection of all permanent erosion control measures for the life of the project.
- Final Inspection - To make sure other permits required for occupancy, such as plumbing, electrical, mechanical, sewer, site and any SDOT related right-of-way improvements, are completed.

First Ground Inspections




<https://rr-constructionky.com/services/dirt-gravel-work/>

Foundation Inspection: & Setback



TESC



Structural Inspections:





Framing Inspections



Insulation

Site Final





Building Final

I HAD MY INSPECTION. WHATS NEXT?

If you didn't have a correction from your Inspector, you have been given approval for the next step in the construction process.


Here is an example: My project was approved for cover at my framing inspection.

What does that mean? If you have insulation to install for this project that is required to meet energy code, you can install your products and schedule for your insulation inspection when its completed!

How do I find my inspection results?

Follow these steps to find your inspection results:

1. Go to the Seattle Services Portal:
<https://cosaccela.seattle.gov>
2. Enter your permit number in the main search box, then click Search
3. After the record information loads, click on the report link next to the login button
4. Click Inspections Review Report and then click Submit in the pop-up window
5. The report will open or download as a PDF
6. The report includes all your inspections, results, and inspector comments



Frequently Asked Questions

Can I schedule an inspection for today?

Yes. If you schedule an inspection before 7:00 a.m., it will be scheduled for the same day. If you schedule an inspection after 7:00 a.m., it will be scheduled for the next working day.

Can I make an inspection appointment for a specific time?

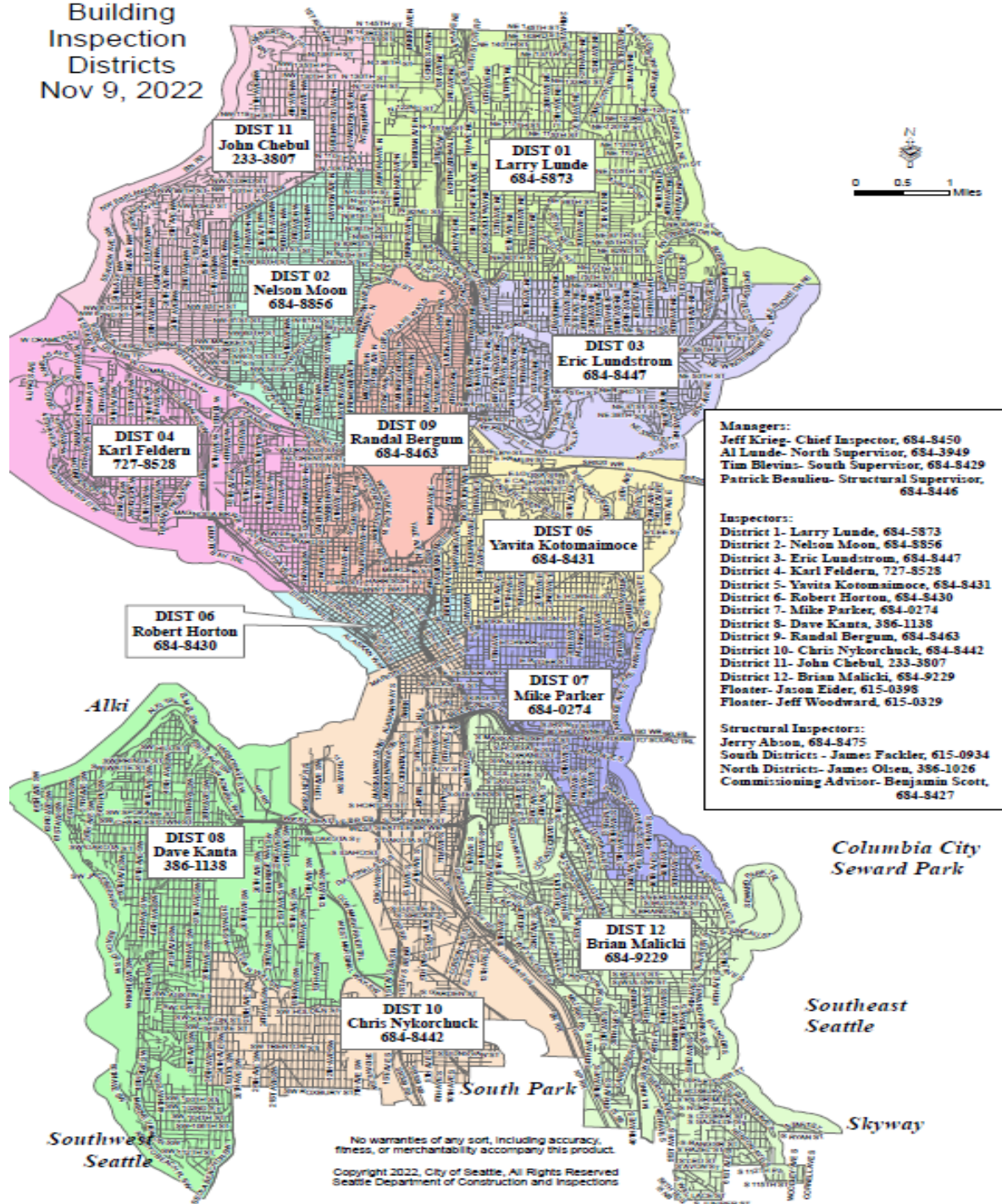
No. You can get a two-hour window by calling your inspector between 7:00 and 8:00 a.m. on the day of your inspection. Call (206) 684-8950 to be transferred to your inspector.

What does Partial pass mean on my inspection result?

Why are there extra inspections on my pending inspection list?

Can I continue construction if I fail an inspection?

Building
Inspection
Districts
Nov 9, 2022



DIST 11
John Chebul
233-3807

DIST 01
Larry Lunde
684-5873

DIST 02
Nelson Moon
684-8856

DIST 03
Eric Lundstrom
684-8447

DIST 04
Karl Feldera
727-8528

DIST 09
Randal Bergum
684-8463

DIST 05
Yavita Kotomaimo
684-8431

DIST 06
Robert Horton
684-8430

DIST 07
Mike Parker
684-0274

DIST 08
Dave Kanta
386-1138

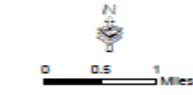
DIST 10
Chris Nykorchuck
684-8442

DIST 12
Brian Malicki
684-9229

Managers:
Jeff Krieg- Chief Inspector, 684-8450
Al Lunde- North Supervisor, 684-3949
Tim Blevins- South Supervisor, 684-8429
Patrick Beaulieu- Structural Supervisor,
684-8446

Inspectors:
District 1- Larry Lunde, 684-5873
District 2- Nelson Moon, 684-8856
District 3- Eric Lundstrom, 684-8447
District 4- Karl Feldera, 727-8528
District 5- Yavita Kotomaimo, 684-8431
District 6- Robert Horton, 684-8430
District 7- Mike Parker, 684-0274
District 8- Dave Kanta, 386-1138
District 9- Randal Bergum, 684-8463
District 10- Chris Nykorchuck, 684-8442
District 11- John Chebul, 233-3807
District 12- Brian Malicki, 684-9229
Floater- Jason Eider, 615-0395
Floater- Jeff Woodward, 615-0329

Structural Inspectors:
Jerry Abson, 684-8475
South Districts - James Fackler, 615-0934
North Districts- James Olsen, 386-1026
Commissioning Advisor- Benjamin Scott,
684-8427



No warranties of any sort, including accuracy, fitness, or merchantability accompany this product.
Copyright 2022, City of Seattle, All Rights Reserved
Seattle Department of Construction and Inspections



QUESTIONS FOR US?