



Seattle Police Department

SEA STAT

May 13, 2015

PRINCIPLES OF SEASTAT

1. **Accurate and Timely Information**

Know what is happening

2. **Effective Tactics**

Have a plan

3. **Rapid Deployment**

Do it quickly

4. **Relentless Follow-Up and Assessment**

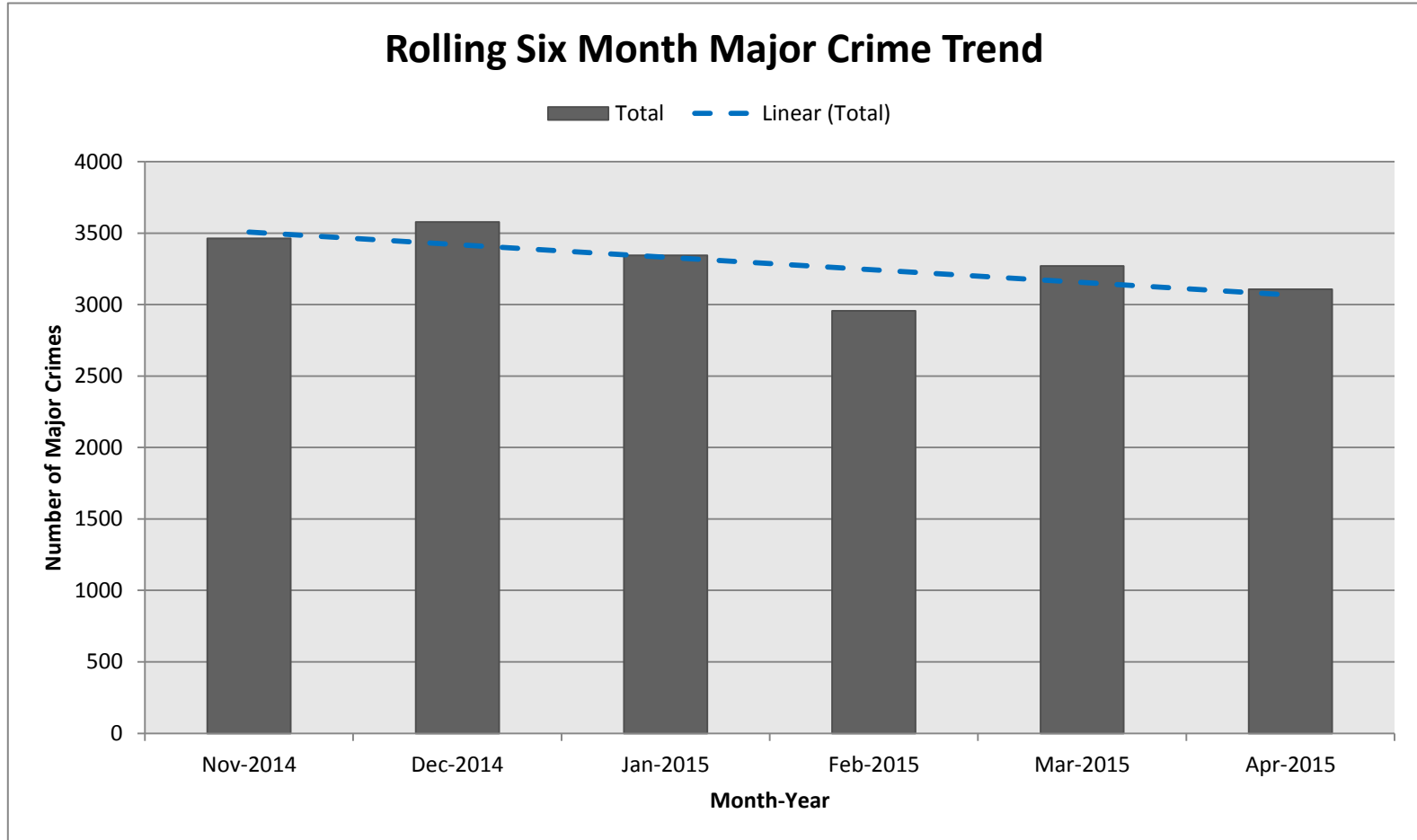
If it works, do more. If not, do something else

FORMULATING CRIME REDUCTION STRATEGIES

Focus on...

- *Problem Locations*
- *Prolific Offenders*
- *Repeat and Vulnerable Victims*

CITYWIDE MAJOR CRIME





CITYWIDE MAJOR CRIME

28 Day & Year to Date (YTD) Detail

Crime Category	WEEK 1 04/12 - 04/18	WEEK 2 04/19 - 04/25	WEEK 3 04/26 - 05/02	WEEK 4 05/03 - 05/09	28 DAY Total	YTD 05/09 2014	YTD 05/09 2015	YTD Amount Change	YTD % Change
Homicide	0	0	0	0	0	7	5	-2	-29%
Rape	6	6	3	0	15	38	49	11	+29%
Robbery	28	23	31	23	105	508	544	36	+7%
DV Assault - Aggravated	8	17	9	5	39	227	209	-18	-8%
Assault-Aggravated (Excludes DV)	26	20	32	29	107	419	445	26	+6%
Person Crime TOTAL	68	66	75	57	266	1,199	1,252	53	+4%
Burglary - Residential	104	113	110	91	418	1,762	1,702	-60	-3%
Burglary - Non-Residential	30	31	38	25	124	650	644	-6	-1%
Larceny-Theft	244	201	154	169	768	4,169	4,138	-31	-1%
Carprowl/Theft-Auto Accessories-Auto Parts-License Plate	222	241	231	204	898	5,695	4,322	-1,373	-24%
Motor Vehicle Theft	83	82	84	58	307	1,833	1,420	-413	-23%
Property Crime TOTAL	683	668	617	547	2,515	14,109	12,226	-1,883	-13%
GRAND TOTAL	751	734	692	604	2,781	15,308	13,478	-1,830	-12%

SHOTS FIRED

January 1-May 11 (YTD)

2012 YTD - 120
2013 YTD - 100
2014 YTD - 115
2015 YTD - 146

April 14-May 11 (Last 28 Days)

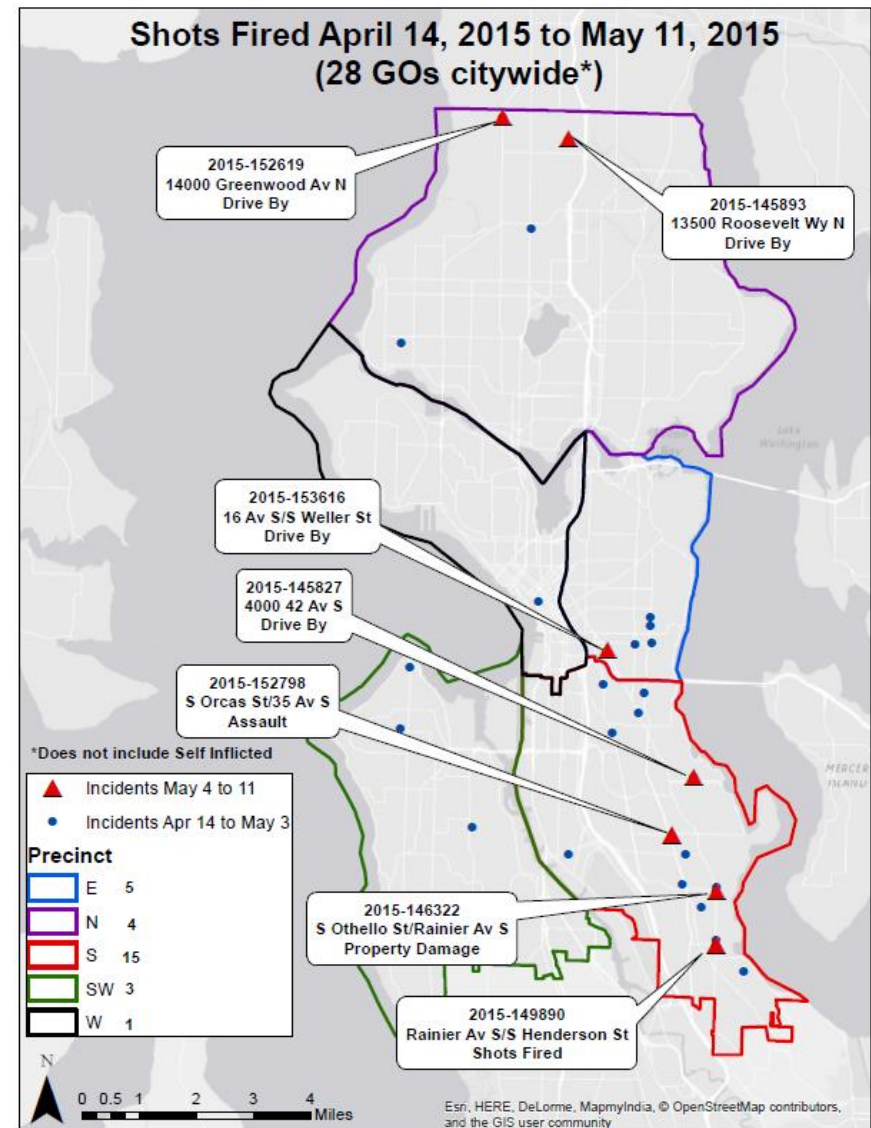
2012 - 31
2013 - 33
2014 - 21
2015 - 24

Incidents with Injury or Death YTD

- 2014 YTD – 39 GOs with Injuries (25) or Death (14)
- Deaths: 4 suicides, 3 OIS, and 7 homicides
- 2015 YTD – 33 GOs with Injuries (23) or Death (10)
- Deaths: 8 suicides and 2 homicides

Crime Gun Task Force (CGTF)

NIBIN/IBIS Hits 2015 YTD: 81



PRECINCT UPDATES

West



WEST PRECINCT MAJOR CRIME

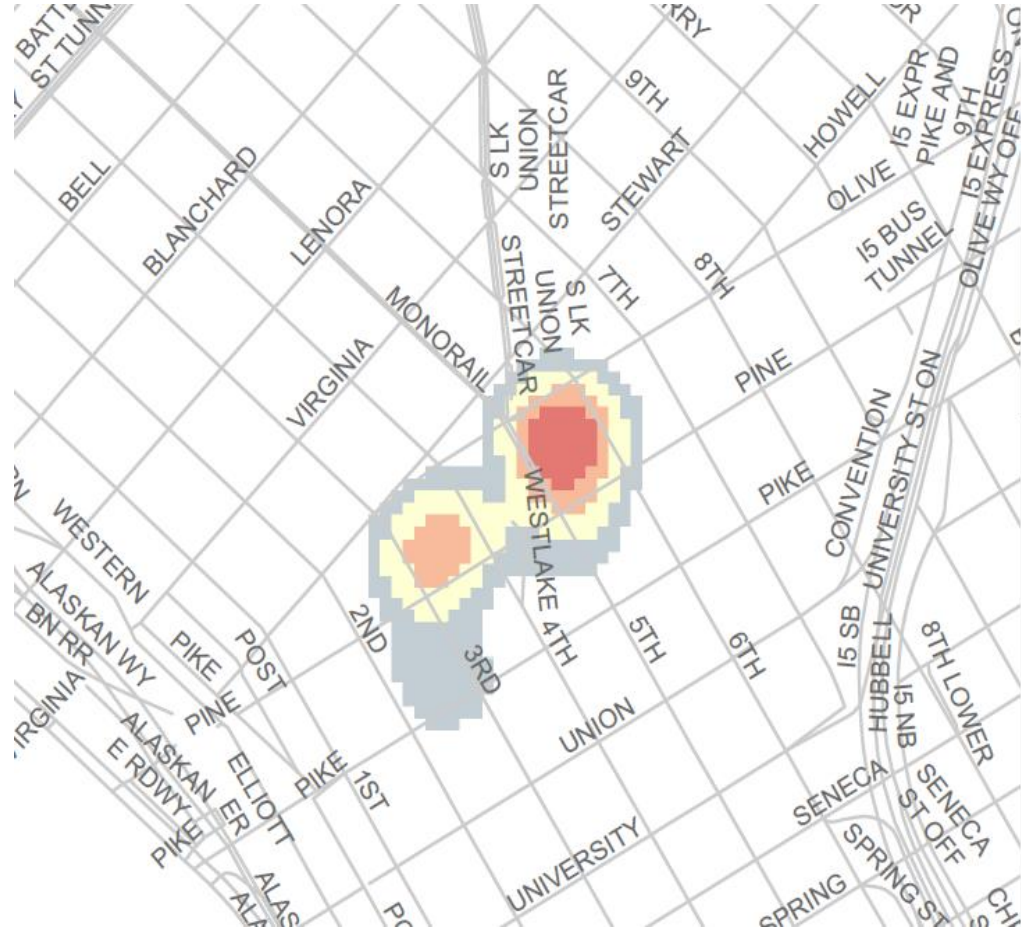
28 Day & Year to Date (YTD) Detail WEST

Crime Category	WEEK 1 04/12 - 04/18	WEEK 2 04/19 - 04/25	WEEK 3 04/26 - 05/02	WEEK 4 05/03 - 05/09	28 DAY Total	YTD 05/09 2014	YTD 05/09 2015	YTD Amount Change	YTD % Change
Homicide	0	0	0	0	0	3	1	-2	-67%
Rape	3	1	0	0	4	10	6	-4	-40%
Robbery	11	9	7	7	34	158	168	10	+6%
DV Assault - Aggravated	1	1	2	0	4	32	31	-1	-3%
Assault-Aggravated (Excludes DV)	8	5	7	8	28	133	129	-4	-3%
Person Crime TOTAL	23	16	16	15	70	336	335	-1	-0%
Burglary - Residential	24	30	11	15	80	217	285	68	+31%
Burglary - Non-Residential	7	9	13	4	33	199	209	10	+5%
Larceny-Theft	71	68	47	52	238	1,394	1,371	-23	-2%
Carprowl/Theft-Auto Accessories-Auto Parts-License Plate	74	66	57	61	258	1,589	1,338	-251	-16%
Motor Vehicle Theft	10	12	8	6	36	284	175	-109	-38%
Property Crime TOTAL	186	185	136	138	645	3,683	3,378	-305	-8%
GRAND TOTAL	209	201	152	153	715	4,019	3,713	-306	-8%

WEST PRECINCT SHOPLIFT TURNED ROBBERY

1/1/2015 - 5/4/2015

- Total for W. Precinct
35 Events
- 40% (14)
Represented by
Density
- Top Repeat Locations
 - 1628 5 Av (4)
 - 300 Pine St (4)
 - 500 Pine St (4)



WEST PRECINCT MCPP: INTERNATIONAL DISTRICT

Identified Issues:

1. Narcotics – Public sales and use
2. Street Disorder – Civility issues
3. Homeless Camps/Camping

Strategies:

- Install Boxes for anonymous reporting
- Utilize SPD Patrol resources with Hot Spot Areas to increase police presence
- Continue to clean up homeless camps with SDOT and WADOT crews
- Repost camp areas at the same time as clean up to facilitate a quicker response

Outreach:

- Educating Businesses/Residents on MCPP
- Focus Groups
- Block Watch
- Constantly Communicating with Community face to face, emails and phone conversations
- Nextdoor.com
- Administered Community Surveys of Crime



PRECINCT UPDATES

South



SOUTH PRECINCT MAJOR CRIME

28 Day & Year to Date (YTD) Detail SOUTH

Crime Category	WEEK 1 04/12 - 04/18	WEEK 2 04/19 - 04/25	WEEK 3 04/26 - 05/02	WEEK 4 05/03 - 05/09	28 DAY Total	YTD 05/09 2014	YTD 05/09 2015	YTD Amount Change	YTD % Change
Homicide	0	0	0	0	0	0	1	1	
Rape	0	1	0	0	1	5	4	-1	-20%
Robbery	7	0	6	4	17	148	94	-54	-36%
DV Assault - Aggravated	3	9	1	2	15	72	60	-12	-17%
Assault-Aggravated (Excludes DV)	4	5	6	7	22	82	74	-8	-10%
Person Crime TOTAL	14	15	13	13	55	307	233	-74	-24%
Burglary - Residential	15	16	23	28	82	444	319	-125	-28%
Burglary - Non-Residential	7	6	6	5	24	85	93	8	+9%
Larceny-Theft	23	20	16	22	81	460	403	-57	-12%
Carprowl/Theft-Auto Accessories-Auto Parts-License Plate	18	40	28	32	118	903	573	-330	-37%
Motor Vehicle Theft	13	8	10	18	49	332	267	-65	-20%
Property Crime TOTAL	76	90	83	105	354	2,224	1,655	-569	-26%
GRAND TOTAL	90	105	96	118	409	2,531	1,888	-643	-25%

SOUTH PRECINCT ARMED ROBBERY

Armed Street Robberies

01/01/2015 – 05/09/2015

Number of Incidents 34

Type of Forced Used

Gun 26

Other Weapon 8

(Knives, pepper spray and unknown object)

Most Active Days

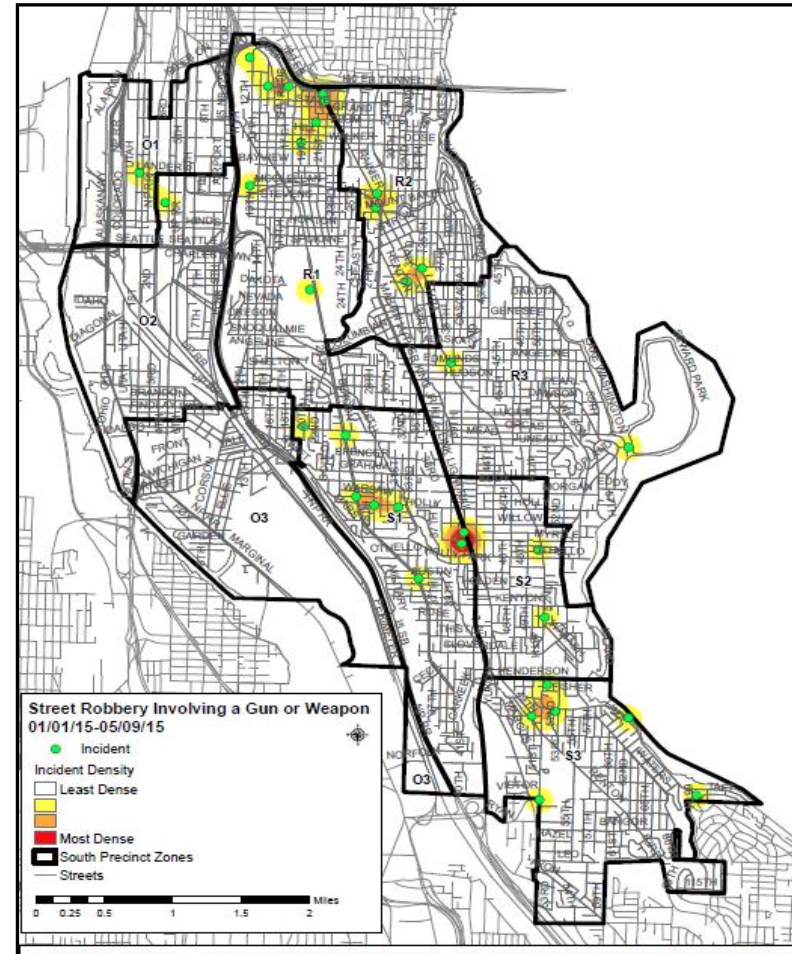
Monday 6; Tuesday 7; Thursday 7

Most Active Time of Day

2000 – 2259 hours

Beats Impacted

Robert 1 and Sam 1



PRECINCT UPDATES

Southwest



SOUTHWEST PRECINCT MAJOR CRIME

28 Day & Year to Date (YTD) Detail SW

Crime Category	WEEK 1 04/12 - 04/18	WEEK 2 04/19 - 04/25	WEEK 3 04/26 - 05/02	WEEK 4 05/03 - 05/09	28 DAY Total	YTD 05/09 2014	YTD 05/09 2015	YTD Amount Change	YTD % Change
Homicide	0	0	0	0	0	0	1	1	
Rape	0	0	0	0	0	5	7	2	+40%
Robbery	3	1	2	0	6	41	47	6	+15%
DV Assault - Aggravated	1	3	0	0	4	33	25	-8	-24%
Assault-Aggravated (Excludes DV)	0	2	4	0	6	31	37	6	+19%
Person Crime TOTAL	4	6	6	0	16	110	117	7	+6%
Burglary - Residential	4	12	9	7	32	160	177	17	+11%
Burglary - Non-Residential	1	0	5	3	9	42	53	11	+26%
Larceny-Theft	22	16	12	13	63	326	331	5	+2%
Carprowl/Theft-Auto Accessories-Auto Parts-License Plate	13	16	31	10	70	307	350	43	+14%
Motor Vehicle Theft	20	9	13	3	45	165	203	38	+23%
Property Crime TOTAL	60	53	70	36	219	1,000	1,114	114	+11%
GRAND TOTAL	64	59	76	36	235	1,110	1,231	121	+11%