



PRINCIPLES OF SEASTAT

Accurate and Timely Information

Know what is happening.

Effective Tactics

Have a plan.

Rapid Deployment

Do it quickly.

Relentless Follow-up and Assessment

If it works, do more. If not, do something else.

CRIME REDUCTION STRATEGIES

Focus on:

- Problem Locations***
- Prolific Offenders***
- Repeat and Vulnerable Victims***
- Community Engagement***
- Partnerships***

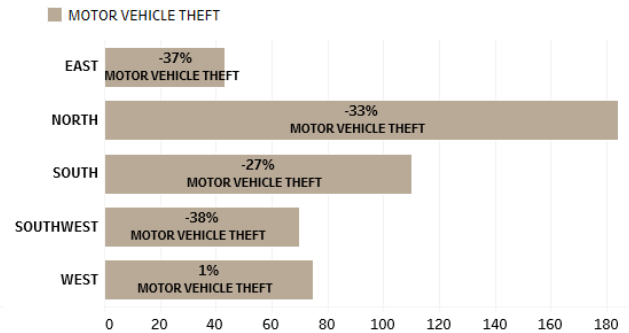
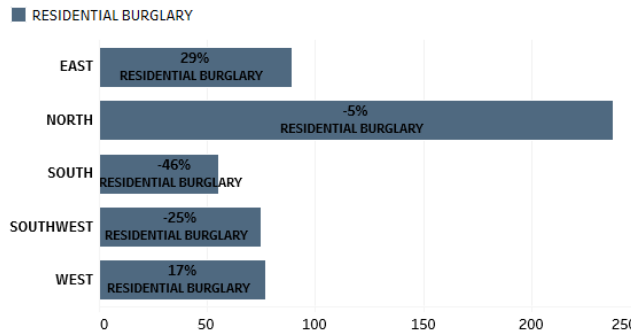
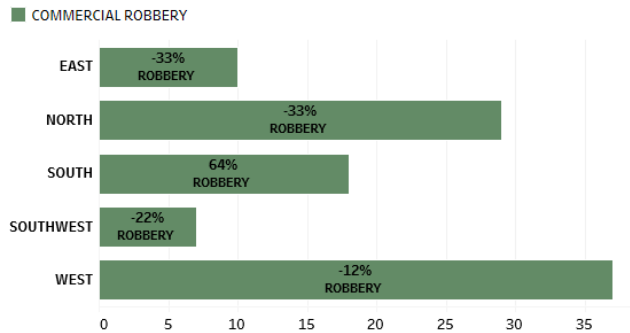
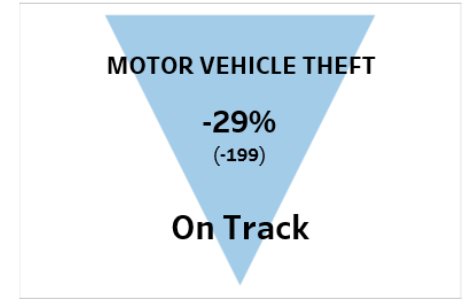

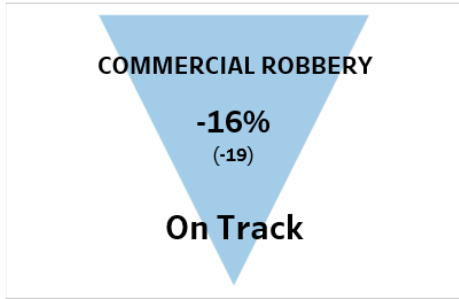
Reducing Crime & Disorder | Excellence in Service | Honor & Professionalism | Business Efficiency | Data-Driven Policies & Practices





2019 CRIME REDUCTION GOALS

Reduce Commercial Robbery by 2% | Reduce Residential Burglary by 5% | Reduce Motor Vehicle Theft by 5%



CITYWIDE CRIME



SeaStat Crime Dashboard

Time Frame: **YTD**

Crime counts are based on the primary offense within a single incident, and do not represent the number of victims, or associated offenses within an incident. Crime data is dynamic and will change based on reporting and investigative updates.

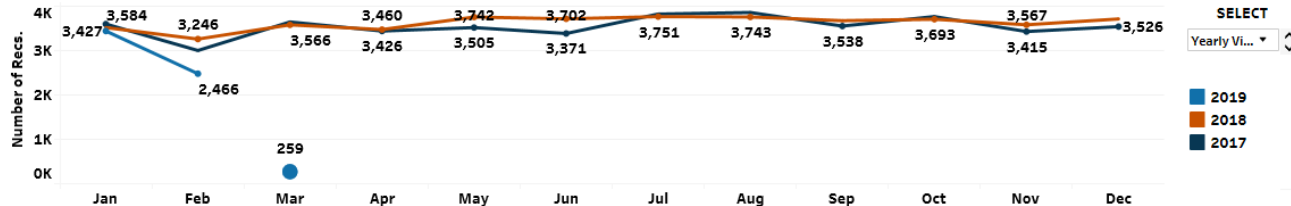
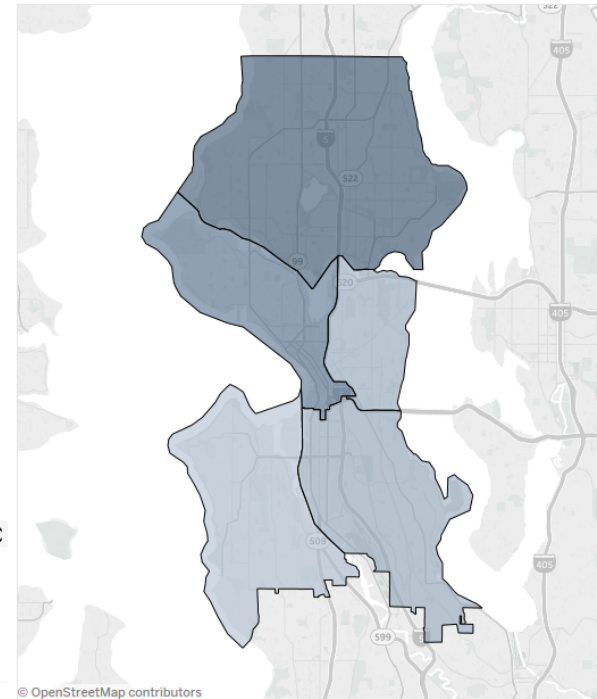
Precinct: All MCPP: All Crime Category: All

Last Update: 3/5/2019 4:55:33 AM

Reports in Transcription: 55

YTD Crime by PRECINCT Map

CRIME GROUP	CRIME CATEGORY	2019	2018	AMT CHANGE	% CHANGE	5YR WTD AVG
PERSON	HOMICIDE	4	5	-1	-20%	4
	SEX OFFENSE	40	48	-8	-17%	39
	ROBBERY	262	288	-26	-9%	264
	AGGRAVATED ASSAULT	291	293	-2	-1%	257
	AGGRAVATED ASSAULT-DV	▼100	114	-14	-12%	117
	Total		697	748	-51	-7%
PROPERTY	ARSON	21	20	1	5%	20
	BURGLARY-RESIDENTIAL	▼751	873	-122	-14%	887
	BURGLARY-COMMERCIAL	488	506	-18	-4%	443
	LARCENY-THEFT	1,986	2,273	-287	-13%	2,133
	CAR PROWL	▼1,726	2,215	-489	-22%	2,450
	MOTOR VEHICLE THEFT	▼483	682	-199	-29%	711
	Total		▼5,455	6,569	-1,114	-17%
Grand Total		▼6,152	7,317	-1,165	-16%	7,326



CITYWIDE SHOTS FIRED



SeaStat Shots Fired Dashboard

Shots Fired include injury and non-injury firearm-related incidents. Shootings are firearm-related incidents that resulted in injury or death. Self-inflicted and officer-involved shootings are not included. Report inception: 2012

Last Update: 3/4/2019

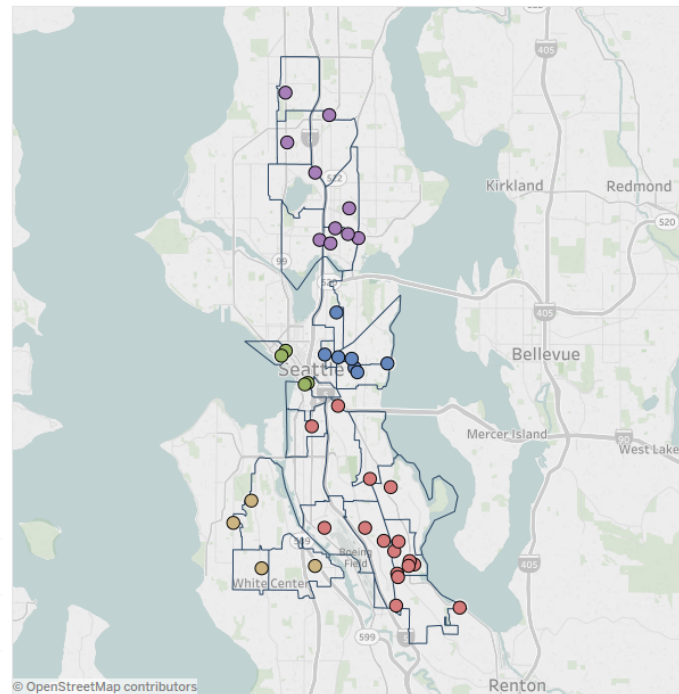
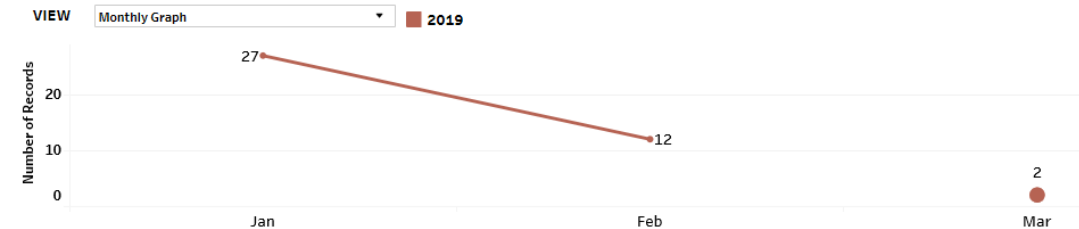
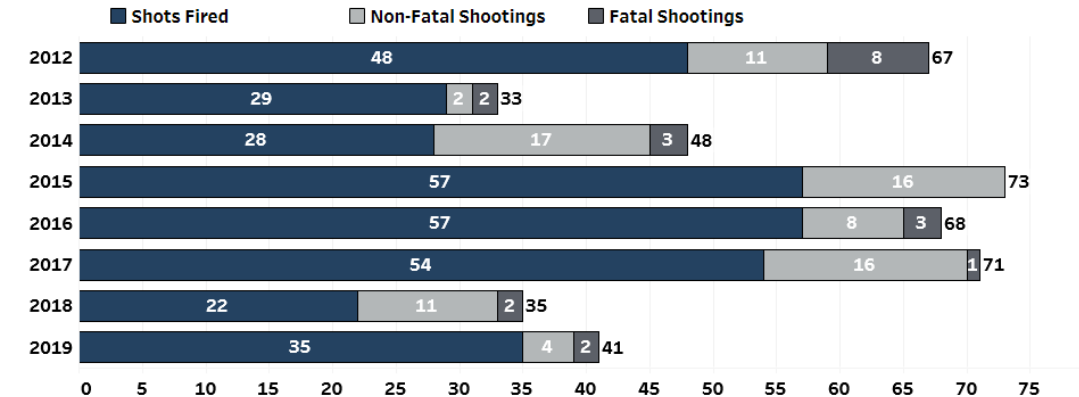
PRECINCT: (All) |
 BEAT: (All) |
 SECTOR: (All) |
 MCPP: (All)

TIME FRAME: 1/1/2019 |
 3/4/2019

BOUNDARY: BEAT

7 East	10 North	16 South	4 Southwest	4 West
-----------	-------------	-------------	----------------	-----------

Shootings & Shots Fired YTD



QUEEN ANNE RESIDENTIAL BURGLARY PATTERN



SeaStat Crime Dashboard

Time Frame: YTD

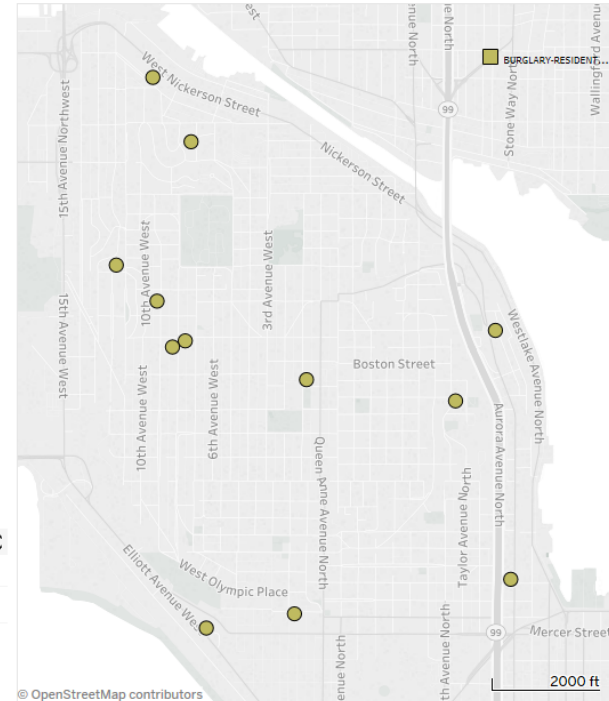
Crime counts are based on the primary offense within a single incident, and do not represent the number of victims, or associated offenses within an incident. Crime data is dynamic and will change based on reporting and investigative updates.

VIEW: Table | TIME FRAME: YTD | PRECINCT: WEST | SECTOR: (All) | BEAT: (All) | RA: (All) | NEIGHBORHOOD: QUEEN ANNE | CRIME GROUP: PROPERTY | CRIME CATEGORY: BURGLARY-RESIDENTIAL | CRIME SUBCATEGORY: BURGLARY-RESIDENTIAL | CRIME DESCRIPTION: (All) | SELECT A MAP: POINT

Precinct: All MCPP: QUEEN ANNE Crime Category: All
 Last Update: 3/5/2019 4:55:33 AM Reports in Transcription: 55

CRIME GROUP	CRIME CATEGORY	2019	2018	AMT CHANGE	% CHANGE	5YR WTD AVG
PROPERTY	BURGLARY-RESIDENTIAL	12		12		0
	Total	12		12		0
Grand Total		12		12		0

YTD Crime by POINT Map



Daytime residential burglaries in Upper Queen Anne

Crime Prevention Coordinator Barb Biondo from Seattle Police Department · 20 Feb

We are seeing a slight uptick in residential burglaries occurring during daytime hours in upper Queen Anne with the burglar gaining entry through unlocked doors and windows, or by prying open windows and doors. We want to remind you to please, don't make it easy for the burglar - Always close and lock all windows, doors and sliders whenever you are away from home. Keep an eye out for your neighbor's place and ask them to keep an eye on yours. Report suspicious activity by calling 9-1-1. Please review the attached bulletins for more ideas on how to secure your home or apartment. For more crime prevention information or to schedule a free security assessment, contact me at barbara.biondo@seattle.gov or 206.233.0015.

20 Feb · Subscribers of WEST PRECINCT in 10 neighborhoods in Crime & Safety

THANK | 27 | REPLY | 6

