




PRINCIPLES OF SEASTAT

- 1. Accurate and Timely Information**
Know what is happening.
- 2. Effective Tactics**
Have a plan.
- 3. Rapid Deployment**
Do it quickly.
- 4. Relentless Follow-up and Assessment**
If it works, do more. If not, do something else.

CRIME REDUCTION STRATEGIES

- Focus on:**
- Problem Locations*
 - Prolific Offenders*
 - Repeat and Vulnerable Victims*
 - Community Engagement*
 - Partnerships*



CITYWIDE MAJOR CRIME YTD



SeaStat Crime Dashboard

Crime counts are based on the primary offense within a single incident, and do not represent the number of victims, or associated offenses within an incident. Crime data is dynamic and will change based on reporting and investigative updates.

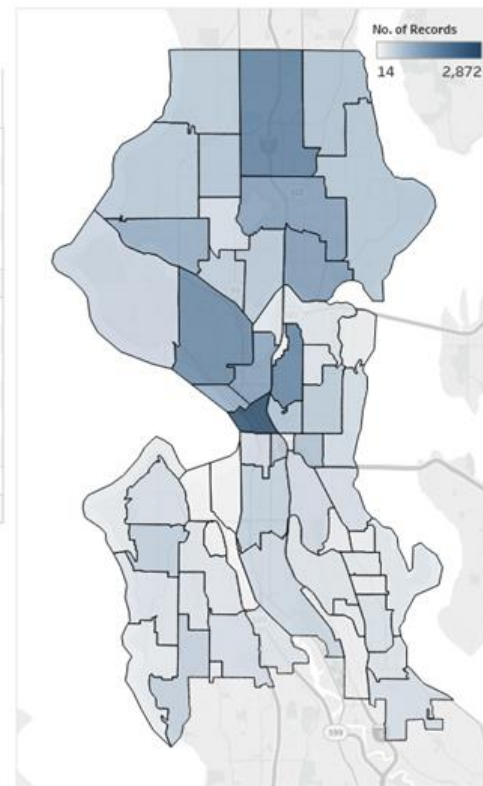
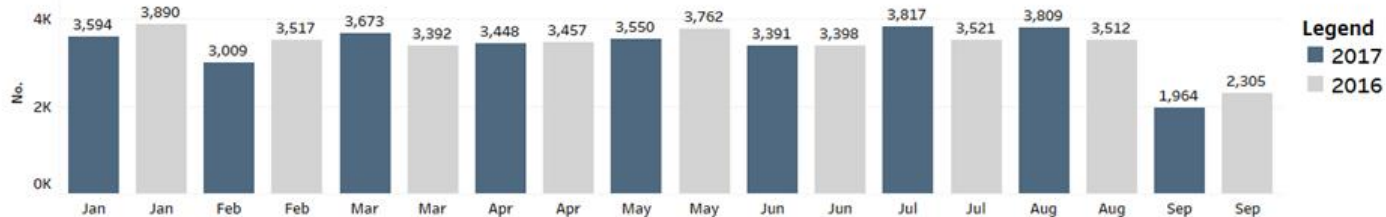


PRECINCT All
 SECTOR All
 BEAT All
 NEIGHBORHOOD All
 CRIME GROUP Multiple values
 CRIME CATEGORY All
 CRIME SUBCATEGORY All
 CRIME DESCRIPTION All

Precinct: All MCPPP: All Crime Group: **PERSON & PROPERTY** Crime Category: All

Last Update: 9/20/2017 4:17:30 AM Reports in Transcription: 130

CRIME GROUP	CRIME CATEGORY	YTD 2017	YTD 2016	YTD Amt. Change	YTD % Change	5YR AVG	RANGE MIN	RANGE MAX
PERSON	HOMICIDE	18	14	4	29%	16	13	20
	SEX OFFENSE	584	606	-22	-4%	508	449	567
	ROBBERY	1,084	1,121	-37	-3%	1,101	1,056	1,147
	AGGRAVATED ASSAULT	1,262	1,140	122	11%	987	863	1,111
	AGGRAVATED ASSAULT-DV	524	443	81	18%	457	397	516
	Total	3,472	3,324	148	4%	3,069	2,664	3,475
PROPERTY	ARSON	120	79	41	52%	63	53	73
	BURGLARY-RESIDENTIAL	3,456	3,722	-266	-7%	3,660	3,334	3,986
	BURGLARY-COMMERCIAL	1,802	1,684	118	7%	1,397	1,208	1,585
	LARCENY-THEFT	8,857	8,890	-33	0%	8,897	8,651	9,143
	CAR PROWL	10,012	10,251	-239	-2%	9,481	8,223	10,738
	MOTOR VEHICLE THEFT	2,536	2,804	-268	-10%	2,987	2,382	3,592
	Total	26,783	27,430	-647	-2%	26,483	22,813	30,154
Grand Total	30,255	30,754	-499	-2%	29,553	26,243	32,862	



CITYWIDE SHOTS FIRED YTD



DATA-DRIVEN

SeaStat Shots Fired Dashboard

Last Update: 9/18/2017

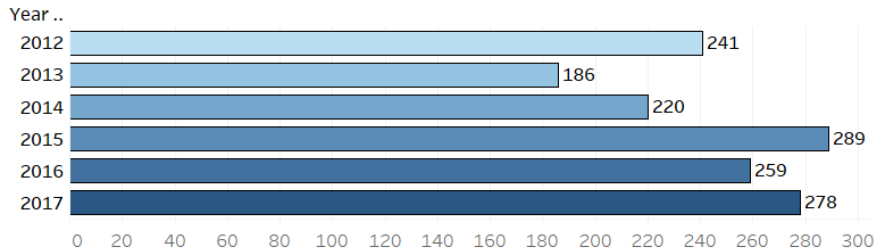
Shots Fired include injury and non-injury firearm-related incidents. Shootings are firearm-related incidents that resulted in injury or death. Self-inflicted and officer-involved shootings are not included. Report inception: 2012.



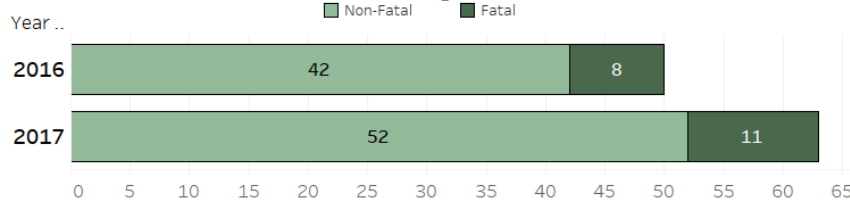
Year:
 Precinct:
 Beat:

Shots Fired Report

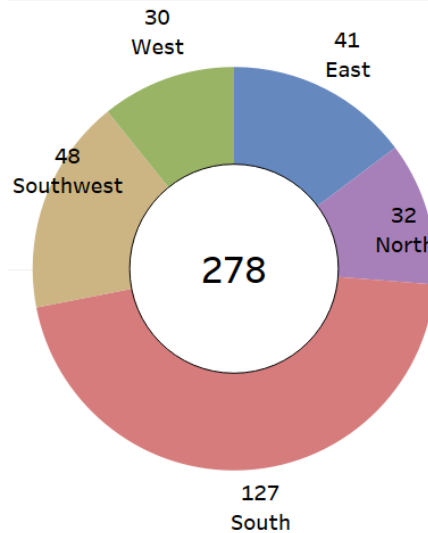
Shots Fired YTD



Shootings YTD



2017 Shots Fired by Precinct



Citywide Shots Fired by Beat

