

2022-2024 Action Plan Summary of Engagement Activities

From August to November 2021, SPR conducted a range of community engagement activities to inform the development of the 2022-2024 Action Plan. All the raw data from these activities and biweekly summaries of what we heard is available on the [SPR Strategic Plan website](#).

CONTENTS

ENGAGEMENT METHODS.....	1
AUDIENCE PRIORITY FOR ENGAGEMENT	3
RESPONDENT DEMOGRAPHICS.....	4
FEEDBACK RECEIVED	5
Activation, Recreation Facility Operations & Recreation Programs.....	5
Administration & Support.....	9
Capital & Facilities.....	13
Emergency Management & Security Services.....	16
Golf.....	17
Grounds Maintenance.....	18
Natural Resource Maintenance & Green Seattle Partnership.....	20
DETAILED ENGAGEMENT ACTIVITIES.....	22

ENGAGEMENT METHODS

Listening Sessions

Superintendent Jesús Aguirre supported by planning team staff facilitated **9** listening sessions with community organizations, primarily with organizations serving BIPOC or other minoritized communities. These sessions reached **165** participants total representing **27** organizations.



SPR Superintendent Jesús Aguirre conducting a listening session with community members assembled by Lake City Collective at Little Brook Park on September 4, 2021. Image on the left shows Superintendent Aguirre responding to a question from participants. Image on the right shows participants listening.

Members of the Board of Parks and Recreation Commissioners also facilitated **6** listening sessions with fellow City Boards and Commissions, reaching a total of **65** participants sitting on the Urban Forestry, Immigrant and Refugee, Women's, Youth, LGBTQ, and Renter's Commissions.

Partners Meetings

Superintendent Aguirre and the planning team also facilitated **2** listening session-style meetings with current and historical SPR institutional partners in the same format. Across the two meetings, **29** participants representing **20** partner organizations.

Community Engagement Ambassador Surveys

Members of SPR's Community Engagement Ambassador team asked a selection of questions from the online open house survey at **10** community events throughout the engagement period - these were held both virtually and in-person throughout Seattle.

Park Ambassador Surveys

Members of SPR's Park Ambassador team conducted **868** intercept surveys with park visitors at Golden Gardens, Green Lake, Gas Works, Magnuson, Alki, and Seward Parks.

Online Open House

SPR hosted an online open house (OOH) with key information about the Strategic Plan implementation process and a survey from August 27 - October 13, during which time **7,008** people visited the open house and **3,660** completed the survey.

Line of Business-led Engagement

In addition to the activities summarized above, which were organized by the core planning team, members of individual SPR lines of business conducted additional engagement activities throughout this time period to ask more detailed questions pertinent to their work. Staff from the Administration & Support, Capital & Facilities, Green Seattle Partnership, Grounds Maintenance, and Recreation lines of business conducted engagement activities specific to Strategic Plan implementation, which ranged from in-person and virtual survey work to facilitating focus groups to tabling at community events.

Central Email Address

SPR also hosted a central email address for questions and concerns outside those expressed across these other formats: PKS_SPRStrategicPlan@seattle.gov. SPR received and responded to 298 emails.

Summary

In total, SPR reached over **9,000** parks and recreation users through these efforts. A summary table of all engagement activities, participation, and organizations reached is included on page 22 of this summary.

AUDIENCE PRIORITY FOR ENGAGEMENT

SPR launched this engagement effort recognizing that we were not starting from scratch. In preparation for the drafting of our 2020-2032 Strategic Plan, the department led a comprehensive multi-modal engagement effort reaching over **10,000** park and recreation users throughout the summer of 2019. This effort is summarized on pages 27-29 of our [2020-2032 Strategic Plan](#), and all the feedback received through this engagement is available in [Appendix II](#) to that plan.

SPR’s 2019 engagement efforts focused on casting a wide net and asking open-ended questions about big ideas. Recognizing that the events preventing SPR from implementing the Strategic Plan in 2020 disproportionately impacted communities of color and other historically marginalized groups, the planning team sought to prioritize this second round of engagement in 2021 by connecting with those most affected by the pandemic and associated impacts. The table below summarizes how SPR prioritized the feedback received to center equity and elevate the voices of historically minoritized populations.

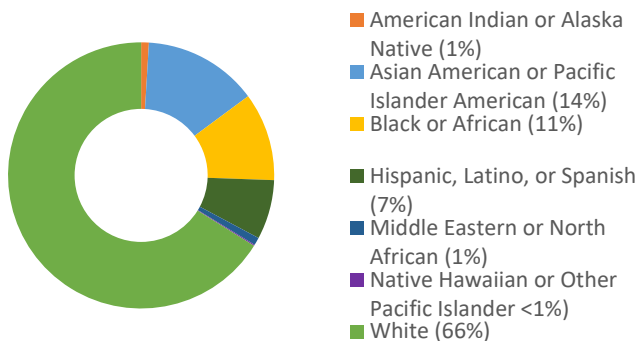
Priority Level/Audience	Engagement Methods to Reach Each Audience
<p>Priority 1: <i>Black, Indigenous, and People of Color (BIPOC) and other marginalized communities</i></p>	<ul style="list-style-type: none"> • Listening sessions with BIPOC and other minority community-serving organizations and City commissions • Online Open House survey responses by BIPOC-identified individuals or non-English speakers (survey was available in City’s top 7 languages) • Park Ambassador survey responses by BIPOC-identified individuals • Community Engagement Ambassador survey responses • Line-of-business-led engagement responses from BIPOC-identified individuals
<p>Priority 2: <i>Current and potential SPR participants</i></p>	<ul style="list-style-type: none"> • Online Open House survey responses by individuals identified as white • Park Ambassador surveys by individuals identified as white • Line-of-business-led engagement results from individuals identified as white or not disaggregated
<p>Priority 3: <i>Organized groups or groups that have partnered with SPR for 4 or more years (historic access to power)</i></p>	<ul style="list-style-type: none"> • Partner meeting responses • Emails received through PKS_SPRStrategicPlan@seattle.gov

RESPONDENT DEMOGRAPHICS

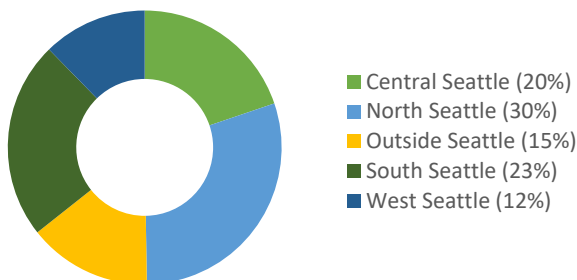
The following information represents the subset of respondents who answered the optional demographic questions on the two major surveys conducted over the summer and late fall.

Park Ambassador Respondent Demographics

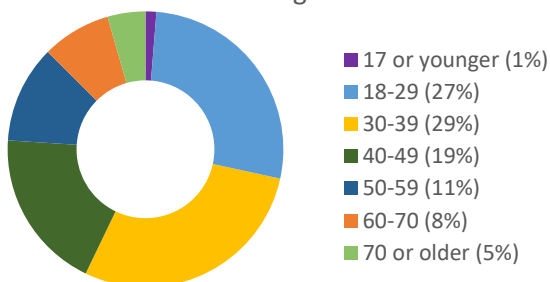
Race/Ethnicity/National Origin



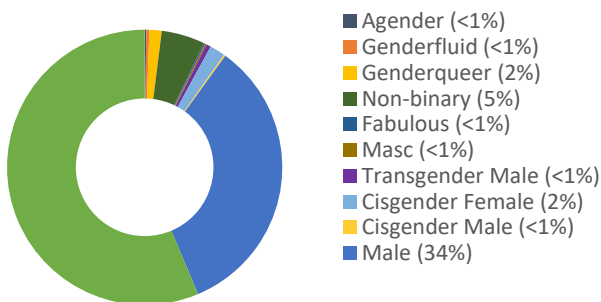
Region (by zip code)



Age

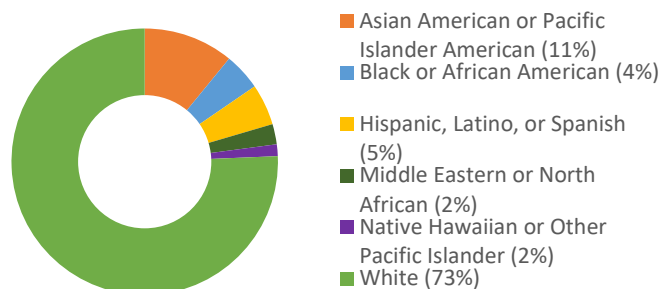


Gender Identity

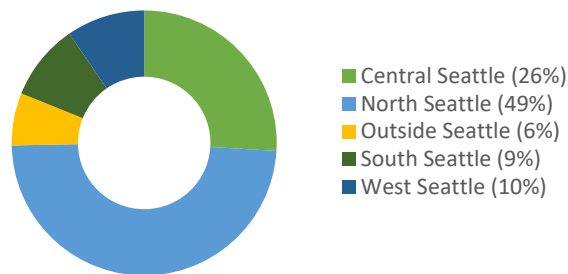


Online Open House Respondent Demographics

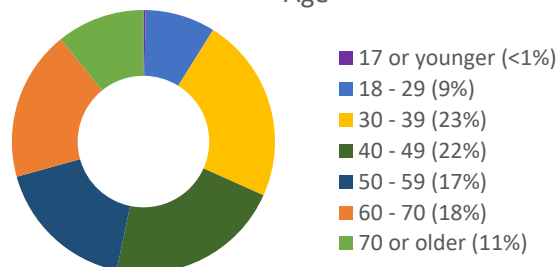
Race/Ethnicity/National Origin



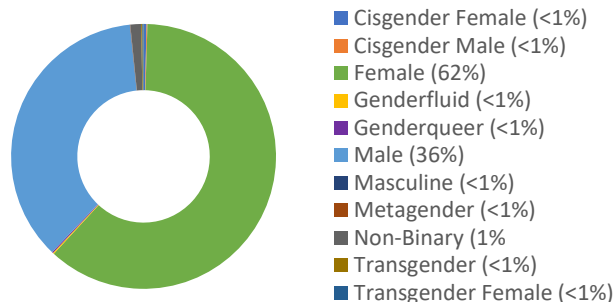
Region (by zip code)



Age



Gender Identity













FEEDBACK RECEIVED

Below is a summary of high-level themes distilled across engagement activities organized by SPR’s major lines of business, followed by a more detailed summary of specific input heard through different engagement methods. For more information about SPR’s lines of business, please see SPR’s [financial and performance dashboard](#).

Parallel Crises				Strategic Plan Sections
				Healthy People (HP) Healthy Environment (HE) Strong Communities (SC) Organizational Excellence (OE)
Public Health & Well-Being	Racial Equity	Economic Recovery	Climate Change	

Activation, Recreation Facility Operations & Recreation Programs

High-Level Themes	Audience Priority	Crisis	2020-2032 Strategy	2022-2024 Action
Change community center operating hours to better align with community needs.	2	 	HP7	5
Increase awareness of program offerings at SPR recreation facilities.	1, 2	  	HP1 HP4	4
Increase access to environmental education opportunities. Prioritize offerings relevant to persons with disabilities and BIPOC community members.	1, 2	  	HP9 HE9	13
Continue to increase access to welcoming and relevant recreation opportunities for BIPOC, LGBTQIA+, and people with disabilities.	1, 2	 	HP1 HP4 SC4	1

Detailed Feedback

Listening Sessions:

Activation:

- Reduce barriers to holding events in parks (e.g., provide examples of insurance providers, streamline process, reduce fees)
- Expand environmental education programming (e.g., about pollination) in partnership with other organizations and leverage existing spaces (e.g., Beacon Food Forest) to broaden SPR reach
- Increase programming for and by ethnic communities in parks, particularly small neighborhood parks
- Enhance availability of safe gathering spaces (e.g., picnic shelters) year-round
- Use art to reimagine what utilization of park spaces can be and who uses them, including increasing partnerships with artists of color through programs like Arts in Parks
- Revitalize Environmental Learning Centers as a key location to provide hands-on educational opportunities to deepen community understanding of climate
- Strong interest in environmental education programming
- Concerns about access to play fields across the system – heavily scheduled, issues with long-term preference of users, consider adding more unprogrammed, drop-in time
- Interest in additional clarity on how to open new/reopen services in compliance with COVID guidelines
- Enhance offerings of outdoor activities for those with disabilities
- Increase inclusiveness of traditionally “white” sports (e.g., golf, tennis, soccer)
- Concerns expressed about SPR interactions with LGBTQ leagues

Rec Facilities & Programs:

- Conduct landscape assessment of which services SPR offers and which partners offer to ensure we are not duplicating and are filling gaps in the community
- Examine requirements of job training programs for exclusive practices to undocumented residents (e.g., requiring I-10 numbers)
- Hire instructors from within communities around programs/community centers to help increase relevancy and community connectedness
- Add resources at hubs (e.g. community centers) about other nearby government services/resources
- Improve language access of program offerings (offer in-language programming in relevant communities)
- Continue/expand community- and affinity-ground-led activities (e.g., Rec for All) and expand opportunities for community partnerships in program development and deployment
- Formalize Community Engagement Ambassador program to offer interpretation, translation, and bridge cultural differences
- Enhance marketing about activity camps specifically for historically underserved communities and provide additional assistance for how to get enrolled
- Enhance programming at Lake City Community Center
- Expand youth employment opportunities (like Seattle Youth Employment Program) to pay young people for work and build employment capacity, connect youth near community centers to opportunities there
- Increase outdoor programming
- Consider opportunities for intergenerational programming (e.g., childcare, elder activities) for whole families
- Enhance scholarship availability for programs, fields, etc.
- Provide partnerships with social services at community centers
- Connect after-school programming with existing partners (e.g. pottery studios, community gardens) to leverage spaces and bring kids to those services
- Community centers can help the education gap for Native youth
- Consider conducting an audit of pandemic impacts by neighborhood, and using that to guide programmatic decisions and resource allocation
- SPR can provide critical gathering space for marginalized communities (e.g, LGBTQ community) and potentially provide safe space for programming like inclusive sex education
- Support for all gender swims

Park Ambassador/CEA Surveys:

Recreation Programs/Facilities:

- Strong interest in recreation facility hours on weekend (Sat-Sun) afternoons (1-5pm)
- The most respondents report a willingness to travel up to 20 minutes to participate in their preferred recreation activity
- 21% of BIPOC respondents reported that facility hours do not match their availability or facilities are too far from where they live.

Activation/Recreation Programming

- Respondents most excited about aquatics activities and community events/gathering spaces
- Most respondents reported experiencing no barriers to accessing SPR service or a lack of knowledge about what services are available (top two responses)
- Most respondents reported health/fitness and arts/culture programs best support their continued COVID-19 pandemic recovery (top two responses)
- 23% of BIPOC-identified respondents reported not knowing what programs are available or not finding relevant program options in their area
- 92% of people who responded to question 5 reported that outdoor programs and activation (e.g., outdoor fitness, nature walks, community events) are important to them and their family

- 83% of people who responded to question 5 reported that art installations and performances in parks are important to them and their family

OOH Survey:

Recreation Programs/Facilities:

- 22% of BIPOC-identified respondents identified no barriers to accessing programs. Of barriers identified, 23% cited lack of knowledge about what’s available, 16% indicated lack of programs in their area that are of interest, 14% indicated operating hours do not match their schedules, 8% indicated SPR facilities were too far from home, 7% identified high program fees, 4% referenced challenging scholarship process, 2% identified limited access to digital equipment, and 1% cited language barriers. 32% of BIPOC respondents also identified other barriers, including:
 - safety concerns related to homelessness in parks
 - limited facility availability during the pandemic and recovery (particularly pools)
 - issues with scheduling availability and programs filling up too quickly
 - parking challenges
- Strong interest in recreation facility hours on weekday morning and evenings and weekends (*See breakdown below - note that participants could select multiple options, so percentages for each category are of total respondents*)

Responses	%
Weekend (Sat/Sun) afternoons (1 pm–5 pm)	63%
Weekend (Sat/Sun) mornings (9 am–noon)	60%
Weekday evenings (5 pm–9 pm)	57%
Weekend (Sat/Sun) evenings (5 pm–9 pm)	36%
Weekday afternoons (1 pm–5 pm)	36%
Weekday mornings (9 am–noon)	31%
Weekend (Sat/Sun) early mornings (7 am–9 am)	26%
Weekday early mornings (7 am–9 am)	22%

- Respondents generally willing to travel up to 20 minutes to recreation services, with vehicular and pedestrian travel most popular modes of transit
- Respondents most excited about indoor pools, outdoor aquatics, and community events and gathering spaces as they look beyond the pandemic.
- Strong desire for environmental education, health and fitness, and arts and culture programming to help with recovery from the pandemic. Among BIPOC respondents, 53% prioritized health and fitness, 36% prioritized arts and culture, 28% prioritized environmental education, 22% prioritized wellness and mental health programming, and 16% prioritized youth programming.

Activation:

- Results were mixed among BIPOC respondents about the impact of non-security staff in parks as a way to make parks feel safer and more welcoming. 25% of respondents indicated this was “very important,” 37% responded with “important,” and 38% responded “not important.”
- Access to outdoor programs and activation (e.g., outdoor fitness, nature walks, community events) consistently rated as very important (60% of BIPOC respondents flagged outdoor programs as very important, and another 26% flagged as important)
- Respondents expressed excitement about returning community gathering spaces and events post-pandemic
- Strong interest in increase opportunities of outdoor roller skating

Emails:

Recreation Programs/Facilities:

- Support for reopening all pools, with specific requests for swim lessons and early morning lap swim
- Desire for community centers to reopen in more full-service capacity
- Consider day lockers at facilities co-located with major parks (e.g., Green Lake) to allow visitors to store belongings while out recreating
- Support for full-service programming at Lake City Community Center


Activation:

- Suggestion to return floating concert stage to Aqua Theater to host events
- Increase drop-in access to playfields for more pick-up

LOB-Led Engagement:

Line of business-specific survey work is currently being conducted at recreation facilities and by specific programming teams. This engagement is anticipated to be complete by the end of October, and will be synthesized separately.

Administration & Support

High-Level Themes	Audience Priority	Crisis	2020-2032 Strategy	2022-2024 Action
Establish meaningful and ongoing relationships with BIPOC community by clarifying decision-making processes and increasing community engagement.	1, 2		OE6 SC4	15
Center equity in budgeting practices by meaningfully and visibly reprioritizing resources to serve BIPOC community.	1		OE1 OE7	15 22
Reduce barriers to partnering with SPR (volunteer activities, small business permitting/contracting).	1, 2		SC9 OE5	14
Partner with program staff to improve and enhance marketing practices.	1		HP4 SC8	4
Focus staff recruitment on BIPOC, including a focus on hiring from within communities being served.	1, 2		OE3	21
Enhance career pathways through additional internships and job training opportunities.	1, 2, 3		SC10	11 18

Detailed Feedback

Listening Sessions:

Communications:

- Improve marketing across the board, and partner with smaller organizations to amplify their messages and provide a platform for communities to share their events and community updates through SPR's channels
- Enhance staffing for community engagement work – multiple requests for ongoing connections with designated points of communication within SPR for specific organizations or partners, not just online contact or generalized communication channels
- Establish meaningful and ongoing relationships with BIPOC-led organizations to share information, solicit input, making the process for BIPOC communities to be involved in planning/implementation easier and uplifting/supporting/funding what BIPOC communities are already doing instead of expecting them to adapt to SPR processes and systems

Budget:

- Move toward participatory budgeting to ensure community knows how fiscal priorities are shaped, and have an opportunity to weigh in on how tax dollars are spent
- True investment through equity lens will require redistribution of resources, which will require difficult conversations with communities historically enjoying access/high level of service

Partnerships:

- Enhance partnerships with equipment rentals (e.g., kayaks, paddleboards) with a focus on providing these at low cost in areas currently without access
- Eliminate institutional relationships with corporations whose values (racial equity, environmental, labor practices) do not match the City's
- Reduce barriers for participation in volunteer programs
- Providing financial and other supports to BIPOC partners (e.g., Daybreak Star center) should be part of SPR's strategy to lead with equity
- Improve communications with and among SPR tenants/partners, especially those who are located close together (e.g., in Magnuson Park, or Discovery Park)
- In partnership with Seattle Public Schools, prioritize enhancing services at schools that don't have ample outdoor or gathering space

- Conduct landscape assessment of SPR services and services provided by partners/through contractors to reduce/avoid duplication

Policy:

- Improve pathways for community to connect with and advocate to SPR - currently feels inaccessible and recommended actions (e.g., come and present at Park Board) does not feel sufficient, and many community members do not have time to attend these kinds of meetings
- Additional support needed from SPR on helping navigate inter-departmental processes
- Acknowledge the limitations of how SPR abiding by existing laws and codes may sometimes come into conflict with SPR’s commitment to leading with equity

Human Resources:

- Diversify hiring practices, with an emphasis on hiring from within communities served to improve sense of belonging and inclusion and with a focus on POC, queer, and disabled individuals
- Enhance job development/readiness programming and provide better career pathways into the department
- Consider opportunities to create internships and pathways to green jobs to proactively fill gaps and prepare for onslaught of retirements

Partner Meetings:

Communications:

- Focus on engaging youth and women of color to help inform programming (i.e., implement Youth Advisory Council?)
- Clarify pathways to help revise ideas put forth by communities of color that are hard to implement or politically unfeasible as presented so the “no” isn’t so final and to help build relationships and capacity

Partnerships:

- Improve pathways for minority-owned small businesses to operate in park spaces, with a focus on areas currently with gaps (e.g., food trucks at Seward Park, where no concessions are currently available and are in high demand due to LWB closure)
- Continue to provide access to low-cost space for organizations providing public benefits that otherwise might struggle to afford

Policy:

- Focus on engaging youth and women of color to help inform programming (i.e., implement Youth Advisory Council?)

OOH Survey:

Communications:

- In answer to the question: “SPR is interested in improving our feedback loop with communities we serve. How can we better reach you?”

<i>Responses</i>	<i>BIPOC Respondents</i>	<i>Other Respondents (White or no race identified)</i>
Digital communication: SPR newsletter, social media, website, blog	36%	38%
Online communities: Facebook groups, NextDoor, etc.	21%	20%
Media: radio, newspapers, local blogs	13%	15%
Relationships: word of mouth, staff presence in your community, connections with key community leaders and elders	14%	12%

Print materials: Flyers and signs in your neighborhood, community centers, and libraries	13%	12%
Other	2%	2%

- 22% of BIPOC respondents identified no barriers to access SPR programs and services. Of barriers identified, lack of knowledge of what programs are available was most prevalent (23% of respondents). 6% of respondents identified lack of response from SPR staff as a barrier, and 1% identified language as a barrier.

Human Resources:

- Interest in staff training focus on customer service, emergency response, and cultural awareness

Park Ambassador/CEA Surveys:

Policy/Communications:

- 83% of people who responded to question 5 reported that directional signage to support wayfinding and navigation are important to them and their family

Partnerships:

- 86% of people who responded to question 5 reported that staff and volunteers who reflect the community they serve are important to them and their family

Emails:

Communications:

- Add more detail to online park descriptions (e.g., whether trails are ADA accessible)
- Clarify SPR's position that camping in parks is not allowed or supported
- Improve signage about park conduct and rules

Budget:

- Funding requested for: Westpoint Lighthouse at Discovery Park, athletic field conversions, homelessness response, Rainier Beach Link2Lake project, Pocket Parks

Partnerships:

- Address issues in Andrews Bay
- Improve pathways for neighborhood organizations and community groups to help maintain parks
- Concerns about vendors playing recorded music
- Suggestion for more sidewalk cafes and food trucks, including along the Burke Gilman
- Vet vendors providing children's nature programs/camps to ensure they are not disrupting natural landscape and building semi-permanent structure (examples provided at Seward)

Policy:






- Recommendation to use Liberating Structures framework in community meetings and internally
- Concerns about Alki Stay Healthy Street as privileging residents who already have beachfront access
- Support for Golden Gardens Stay Healthy street
- Consider making earlier park closures permanent to manage loud and problematic nighttime behaviors (e.g., at Golden Gardens)
- Consider land swaps or sales to add to our regional park system, not just small neighborhood parks
- Requests to reopen Green Lake Way to vehicle traffic

- Consider allocating specific sections of parks or undeveloped park properties for tiny home villages rather than scattered encampments
- Strong support for Keep It Moving streets (Alki Point, Lake Washington Boulevard, Green Lake) and request to collaborate with SDOT to design permanent improvements

Human Resources:

- Assign staff to work sites nearest where they live to reduce emissions

Capital & Facilities

High-Level Themes	Audience Priority	Crisis	2020-2032 Strategy	2022-2024 Action
Improve pathways for BIPOC community to meaningfully participate in co-design and prioritization of capital project development and delivery.	1		OE6 SC4	15
Improve connections to/collaboration with other City agencies with the goal of creating a more seamless experience for users.	1, 2		HE7	24
Maximize usability and flexibility of existing park spaces through trail and pathway upgrades and enhancements.	1, 2, 3		HE7	12
Make strategic investments to balance climate adaptation and mitigation (adding air conditioning to provide respite from heat while investing in alternative energy and enhancing facilities' energy efficiency).	1, 2		HE3 HE6 HE8	9
Enhance and maintain the system we already have, with a focus on enhancements in historically underserved areas.	1, 2		HP3 OE9	3 15

Detailed Feedback

Listening Sessions:

- Important to demystify the process for capital project development and prioritization
- Improve pathways for community-prioritized projects to receive funding
- Improvements to wayfinding at parks (including in multiple languages) would increase sense of safety, orientation, and provide education opportunities
- Opportunity to reference other government services in signage – e.g., X distance to nearest library
- Add park features (e.g., interpretive signage, benches, placards, etc.) explaining historical significance of parks named for BIPOC leaders, indigenous history, etc. to improve connectedness with and awareness of history of this land
- Add more pocket parks & small-scale enhancements to bring additional green space and respite without needing to acquire lots of new property, possibly in partnership with SDOT
- Essential to go into communities near upcoming projects, rather than relying on one organization to represent that community's interests or expecting community to come to SPR
- Add more air-conditioned facilities (while increasing energy efficiency of those facilities through green roofs, etc.) to enhance vegetation while reducing carbon footprint and provide community respite in heat events
- When making park improvements in historically underserved areas, plan for/be conscious of displacement potential
- Evaluate contractors for environmental practices; eliminate institutional relationships with corporations whose values do not match the City's
- Improve bike and walking paths to parks and programs
- Strong support for more non-gendered bathrooms and locker rooms, especially at aquatic centers
- Add more sharps containers and doors to restrooms

Partner Meetings:

- Train staff in co-design practices to meaningfully partner and elevate community voice in project design and delivery
- Deepen commitment to capital improvements in historically underserved neighborhoods
- Improve coordination/sustained relationships with SDOT and KC Metro in park development projects to enhance transit accessibility and connectivity across the SPR system
- Adding lighting and converting grass to synthetic turf is most effective strategy to increasing access to year-round playable athletic fields for all residents

- Consider building level of park use into prioritization and allocation of resources (i.e., look at usership/population served by parks in denser areas and invest commensurately to ensure high-use parks are not getting too worn down)
- Prioritize pocket park development & enhancing green space outside big parks, especially downtown
- When designing parks, consider opportunities to blur boundaries so park features are better integrated into surrounding landscape

OOH Survey:

- Among BIPOC respondents, 14% prioritized outdoor water features like spray parks as helpful in responding to extreme heat and another 14% prioritized community center cooling or shelter space.
- Of the options listed for changes respondents would like to see for SPR to reduce our carbon footprint, 56% prioritized investments in alternative energy, 48% prioritized green infrastructure, 46% prioritized renovating and building more energy-efficient facilities, 44% prioritized reducing impervious surfaces in design, and 23% prioritized shifting from natural gas to electric heating systems
- 29% of BIPOC respondents flagged directional signage and other wayfinding improvements as “very important” to creating a safe and welcoming experience in parks and facilities, and another 48% flagged it as “important”
- 85% of BIPOC respondents indicated that improved sightlines, lighting, and other park improvements are important or very important (47% very important, 38% important)

Park Ambassador/CEA Surveys:

- Parks, open spaces and outdoor sports facilities are the top two SPR services used by respondents during the pandemic.
- Strong interest in increasing tree canopy as a measure to mitigate heat impacts
- 83% of people who responded to question 5 reported that art installations and performances in parks are important to them and their family
- 83% of people who responded to question 5 reported that directional signage to support wayfinding and navigation are important to them and their family

Emails:



- Add more covered sport courts for year-round play
- Inquiry about status of several athletic projects: Miller Park skatepark project; Green Lake redevelopment project, athletic field conversions, Wedgwood Landbanked site development,
- Request for additional off-leash areas and discrete large and small dog areas
- Desire to maintain and upgrade what we have rather than building new
- Reexamine park and facility naming practices
- Address encroachments to reclaim public land
- Support for improved wayfinding and signage, specifically on trails, to add distances, interpretative natural and cultural information, improved naming (consider partnership with Seattle Parks Foundation for funding)
- Add more spray parks and wading pools; invest in water features overall, following model of other cities (like New York City); including specific suggestion to convert wading pools into spray parks to save lifeguard costs and reduce need to monitor water for pH, etc.
- Encouragement for Alice Ball and Gemenskap Parks as great designs, request to extend Gemenskap
- Consider models from other countries (e.g., Singapore, Tokyo, Hong Kong) for improvements to public restrooms
- Add dedicated pickleball courts in the south end
- Create more open space in Seattle’s urban core (e.g., 3 small triangle lots off Denny at 6th and 7th Avenue), connection to “green street” of Bell, vacant lots, etc.)
- Consider adding solace pads for kids, which can double as outdoor activation spaces (building on model from Victoria, BC)
- Add disc golf infrastructure to wooded parks as a strategy for activation and deterring unwanted behaviors (successful track record cited in White Center and SeaTac)

- Widen Green Lake inner loop
- Strong support for Keep It Moving streets (Alki Point, Lake Washington Boulevard, Green Lake) and request to collaborate with SDOT to design permanent improvements

LOB-Led Engagement:

- Support for additional dog off-leash areas
- Strongly divided opinions on unhoused populations within parks
- Value of natural areas for plants and wildlife
- Desire for trails and walkways and usable, flexible open space
- Preference for online surveys as engagement strategy as well as community organized gatherings
- Desire for spaces for gathering and cultural events
- Preference for landscaped areas with trees and plants, natural areas, and flexible space

Emergency Management & Security Services

High-Level Themes	Audience Priority	Crisis	2020-2032 Strategy	2022-2024 Action
Improve safety and security at parks and facilities.	1, 2		SC5	16
Increase enforcement of leash and scoop laws, especially in smaller parks in dense and historically underserved areas with few other outdoor options.	1		SC5	16

Detailed Feedback

Listening Sessions:

- Increase ticketing and enforcement of leash and scoop laws
- Increase security presence at parks to improve perceptions of safety
- Plan more proactively for extreme weather events (cooling centers, beach operations, warming centers, etc.) as these patterns are likely to increase and SPR can often be in reactive mode; better prepare parks and facilities to respond when disruptive events occur
- Interest in more non-police security at SPR facilities

Partner Meetings:

- Increase security presence, lighting, and clear signage in parks could help improve feelings of safety, especially for those who may feel the need for a quick escape route

OOH Survey:

- 88% of BIPOC respondents indicated that security staff or Park Rangers were either important or very important to improving a safe and welcoming atmosphere in parks (60% “very important,” 28% “important”)
- 85% of BIPOC respondents indicated that improved sightlines, lighting, and other park improvements are important or very important (47% very important, 38% important)

Park Ambassador/CEA Surveys:

- 71% of people who responded to question 5 reported that security staff or park rangers are important to them and their family
- 92% of people who responded to question 5 reported that improved sightlines, lighting, and other physical improvements are important to them and their family
- 92% of people who responded to question 5 reported that addressing the impacts of homelessness in parks is important to them and their family

Emails:

- Increase enforcement of leash laws
- Increase SPR Security and enforcement of code of conduct in park spaces
- Concerns about safety at Golden Gardens park
- Address bicycle theft in parks

LOB-Led Engagement: n/a

Golf

High-Level Themes	Audience Priority	Crisis	2020-2032 Strategy	2022-2024 Action
Enhance use of golf courses for additional public uses.	1		HP6 HP8	24

Detailed Feedback

Listening Sessions:

- Expand use of large acreage operated by golf courses for other recreation uses
- Consider shifting to 9-hole courses only and repurpose some remaining land for more publicly accessible activities

Partner Meetings:

- n/a

OOH Survey:

- n/a – golf was not specifically addressed in the survey

Park Ambassador/CEA Surveys:

- Most respondents reported experiencing no barriers to accessing SPR service or a lack of knowledge about what services are available (top two responses)







Emails:

- Support to maintain SPR golf courses
- Request to host more events to attract women to golf

LOB-Led Engagement:

- Staff at each of the four golf courses conduct regular surveys with users to assess performance and identify any needed adjustments, but these surveys did not ask any questions specifically related to this effort.

Grounds Maintenance

High-Level Themes	Audience Priority	Crisis	2020-2032 Strategy	2022-204 Action
Prioritize addressing the impacts of homelessness in parks.	1, 2		SC6 OE8	17
Improve park cleanliness with an emphasis on increasing access to clean comfort stations.	1, 2, 3	 	SC11	19
Address issues with park safety and accessibility, using interventions like Crime Prevention Through Environmental Design (CPTED), ADA improvements, signage, and SPR staff presence that reflect the community.	1, 2	 	SC5	3 12 16
Decrease SPR's impact on climate change by using electric equipment, environmentally preferred land management practices, and composting/recycling.	1, 2, 3		HE1 HE2 HE3 HE8	7 8

Detailed Feedback

Listening Sessions:

- Strong interest across organizations in addressing impacts of homelessness in parks in a humane way
- Strong support for increasing recycling and composting availability/receptacles in parks and facilities, with a focus on older parks less likely to receive upgrades
- Recruit and hire staff from within communities served, and prioritize placing staff near their home base to minimize transit
- Eliminate gas-powered trimmers, leaf blowers, etc.
- Consider replacing some lawns throughout SPR system with trees to better mitigate heat island effect
- Continue prioritizing cleanliness and availability of public restrooms, including multiple requests for year-round and 24-hour access
- Expand drought-resistant plants and greenery
- Frustration about level of maintenance (e.g., mowing grass) during the pandemic, desire to ramp back up and/or partner with local groups to extend SPR's reach if understaffed
- Desire for more water fountain facilities
- Partner with outreach providers to assess potential strategies to reduce inequities inherent in current encampment removal approaches

Partner Meetings:

- Support for improving recycling infrastructure

OOH Survey:

- Overwhelming majority of survey respondents expressed significant concerns about safety, homelessness, and illegal activity in parks, including many candidates writing this in as a primary barrier to use of SPR services and spaces.
- 96% of BIPOC respondents indicated addressing the impacts of homelessness in parks was either "very important" or "important" to making parks feel safer and more welcoming (88% "very," 8% "important")
- Majority of survey respondents (89% overall, and 82% of BIPOC respondents) listed parks and open spaces as most used SPR amenity during the pandemic
- Of measures suggested for SPR to help reduce our carbon footprint, 48% of respondents prioritized green infrastructure, 48% prioritized shifting from gas-powered to electric fleet and equipment, 38% prioritized making composting facilities available in parks and facilities, and 33% prioritized organic land management practices.

Park Ambassador/CEA Surveys:

- 92% of people who responded to question 5 reported that improved sightlines, lighting, and other physical improvements are important to them and their family
- 92% of people who responded to question 5 reported that addressing the impacts of homelessness in parks is important to them and their family







Emails:

- Extensive concerns raised about impacts of homelessness in parks and negative impact on user experience
- Maintenance, vandalism, and safety concerns expressed at: Constellation Park, Lincoln Park, Longfellow Creek, Delridge Playfield, Highland Park, Westcrest park, Interurban and Burke Gilman trails, Queen Anne boulevard, 7 Hills Park, Green Lake, Woodland, Ravenna, Cowen, Ballard Commons,
- Re-plant grass and address dead plant beds across the City
- Hire restroom attendants (similar to shower services) to ensure they are clean and safe to use
- Open restrooms
- Improve closed loop on work orders in response to Find it Fix it concerns

LOB-Led Engagement:

- Overwhelming survey responses related to addressing impacts of homelessness in parks, with specific references to safety concerns, restrooms, needles, trash, etc.
- Slight indication for use of neighborhood parks over regional parks among survey respondents
- Suggestions to improve access and inclusivity included: cleaning bathrooms, adding more interpretive signage, enforcing leash laws, adding park security, improve education/awareness about neighborhood parks, facilitate permitting, and adding lighting, and creating more ADA accessible paths

Natural Resource Maintenance & Green Seattle Partnership

High-Level Themes	Audience Priority	Crisis	2020-2032 Strategy	2022-2024 Action
Prioritize actions that leverage Seattle’s tree canopy in mitigating the impacts of climate change.	1, 2, 3		HE3 HE4	10
Increase access to food and urban agriculture opportunities.	1		HP9	6
Coordinate approach to citywide planning and to trail and natural space maintenance. Enhance usability for pedestrians.	2		HP4 HE7	12 24
Pursue pathways to provide compensation or job training to build skills in roles historically performed by volunteers, with a priority on BIPOC communities.	1		SC9 SC10	11
Partner with other departments and institutions to create long-range plans for urban canopy restoration.	1, 2		HE4	10
Identify opportunities to connect Green Seattle Partnership work to environmental education programming.	1		HP6 HE9	11

Detailed Feedback

Listening Sessions:

Urban Food Systems:

- Significant support from multiple organizations for community gardens, urban farms, and P-Patches to support health outcomes, and to look at increasing available space to grow food in partnership with SDOT (e.g., using planter strips in the right of way)
- Consider opportunities to partner with organizations (e.g., Beacon Food Forest) to provide plants, seeds, and starters, especially those that are aligned with cultural or ethnic groups
- Consider compensating people for their volunteer time to recruit a more diverse set of volunteers (e.g., beyond wealthy white people)

Trails:

- Preserve/enhance non-motorized pathways (e.g., soft surface trails)

GSP:

- Consider compensating people for their volunteer time to recruit a more diverse set of volunteers (e.g., beyond wealthy white people)
- Rather than relying so heavily on volunteers, consider develop job training programs with low barriers of entry to pay people to do restoration work and build skills for a greater diversity of folks
- Prioritize work by assessing which areas have relatively scarce tree cover and prioritize adding trees to help mitigate increasing temperatures
- Build educational opportunities through programming by learning/teaching about native plants, impacts of climate change on landscape, and providing hands-on opportunities

Partner Meetings:

- Shift how we plan for trees and vegetation to a much longer view (70-100 years); leverage institutional knowledge and partnerships with institutions like the Arboretum and Botanic Gardens to look ahead
- Take a citywide approach to tree maintenance & planning – better coordinate with other tree-owning departments (SDOT, SPU, SDCI, etc.)

- Consider opportunities for SPR to leverage its space to bridge connections to improve food access (i.e., expand opportunities for folks to steward land around P-Patches, make better use of currently underutilized land for additional organizations to grow and harvest)
- Consider opportunities to enhance green space in hardscape parks and urbanized areas
- Consider adding new plantings around ballfields
- Partner with other institutions to examine City's urban canopy, and plan in the long range for how to sustain, expand, and respond to stresses introduced by climate change

OOH Survey:

- Very strong interest in increasing tree canopy as a measure to mitigate heat impacts (among BIPOC respondents, 48% of respondents selected this option. For comparison, next two highest responses were outdoor water features like spray parks and community centers cooling/shelter space, each with 14% of respondents).
- 76% of all survey respondents indicated that additional tree canopy is a change they'd like to see SPR make to reduce our carbon footprint.
- Parks and open spaces were the most common way people used parks during the pandemic.

Park Ambassador/CEA Surveys:

- 35% (the majority) of people who responded to question 10 reported a healthy urban tree canopy would be most helpful to you in response to more extreme weather events.
- 21% (the majority) of people who responded to question 11 reported they would like to see Seattle Parks and Recreation add additional tree canopy to address climate change and help reduce our carbon footprint.
- 50% of people who responded to question 1 reported that time in parks and open spaces was their primary draw during the pandemic

Emails:

- Increase food access through park services
- Enhance trail maintenance and signage
- Multiple location-specific requests to address hanging limbs, etc.
- Enhance accessibility of SPR trails

LOB-Led Engagement:

- Spending time outdoors with family is a priority
- Access to water bodies important
- Add celebration
- Social media not best way to communicate
- Distrust for SPR as a land-holding institution
- Allow BIPOC people to regain influence
- Improve safety and appearance of trails
- Support community orgs through skill sharing and capacity building
- SPR seems "swamped, understaffed, underfunded"
- Prioritize climate change resilience; concerns about climate change impacts
- Consideration that equity focus on south end of city; deep north too
- Interested in educational walks with City arborists
- Explore programs in places less natural and forested
- The pandemic increased appreciation for outdoor spaces and deepened a desire to support ecological restoration to keep them healthy and available
- Addressing racism will require deep, systemic change, and one opportunity to start is by fostering more racial equity and cultural appreciation among young people (i.e., elementary and middle school students)
- Suggestion for SPR to provide more opportunities for residents to become involved in their local parks through volunteering, part-time or permanent jobs, day camps, and other activities

DETAILED ENGAGEMENT ACTIVITIES

Engagement Method	Organizations/Events/Parks Involved	Participants
Superintendent Listening Sessions	<ul style="list-style-type: none"> • Victory Heights Community Council (8/17) • Beacon Food Forest (8/24) • El Centro de la Raza (8/26) • Feet First (9/1) • Lake City Collective (9/4) • United Indians of All Tribes (9/28) • Rainier Beach Action Commission Beach 5 (10/8) • HOPE Team Outreach Providers - 19 orgs (10/20) • Duwamish Tribe (11/16) 	165
Board of Parks and Recreation Commissioners Listening Sessions	<ul style="list-style-type: none"> • Urban Forestry Commission (9/1) • Immigrant and Refugee Commission (9/7) • Women’s Commission (9/20) • Youth Commission (9/29) • LGBTQ Commission (10/12) • Renter’s Commission (11/1) 	65
SPR Partners Meetings (9/29; 10/6)	<ul style="list-style-type: none"> • Alliance for Pioneer Square • Woodland Park Zoo • Washington Trails Association • Friends of the Conservatory • Friends of Athletic Fields • Steamer Virginia V Foundation • Arboretum Foundation • UW Botanic Gardens • Golden Bricks Events • Seattle Parks Foundation • Seward Park Clay Studio • Rain City Rock Camp • Seward Park Audubon Center • Southwest Youth and Family Services • Neighborhood Farmers Markets • YMCA Outdoor Leadership • Madison Park Cooperative Preschool • University District Partnership • Cal Anderson Park Alliance • City Fruit 	29
Community Engagement Ambassador surveys	<ul style="list-style-type: none"> • Big Day of Play (8/21) • Bazookafest (8/28) • Write to Breathe Presentations (Virtual, 9/4 and 9/11) • Healthy Aging at Seward Park (9/11) and Rainier Playfield (9/25) • YES Fest at Yester Terrace Park (9/17) • Let’s Connect! Virtual Ongoing Support and Relief (9/17) • The Artist’s Way at Jimi Hendrix (9/18) • Muslimah’s Against Abuse Center Outing at Seward Park (9/25) 	90
Park Ambassador Surveys	Seward, Alki, Green Lake, Golden Gardens, Gas Works, Magnuson Park	868

Online Open House	n/a	7,008 visitors 3,662 surveys
Emails Received	n/a	298
Administration & Support Line of Business	All-staff survey	217
Capital & Facilities Line of Business Engagement	Survey collection & community engagement at: <ul style="list-style-type: none"> • Celebrate Little Saigon event (8/28) • Georgetown community-organized walk (9/11) • Bitter Lake Play Area event (9/18) 	179
Green Seattle Partnership Line of Business Engagement	Outreach and conversations at several events and meetings, including: <ul style="list-style-type: none"> • ECOSS Community Engagement Workshop at Seward Park (7/29) • Duwamish River Festival at South Park Plaza (8/7) • West Duwamish Trails Monthly Meeting (8/10) • New GSP Forest Steward Application Survey (8/6) • GSP Workshop “Centering Anti-Racist Actions in the Green Seattle Partnership” (8/12) • The Last 6000 Steering Committee meeting (8/30) • GSP Youth Ambassadors (9/13) • Just Language Workshop (9/29) 	123
Grounds Maintenance Line of Business Engagement	Survey sent to partners and volunteers, including friends of groups, P-Patch and community garden contacts, associations and alliances affiliated with specific parks, and more	278
Total Engagement		9,320