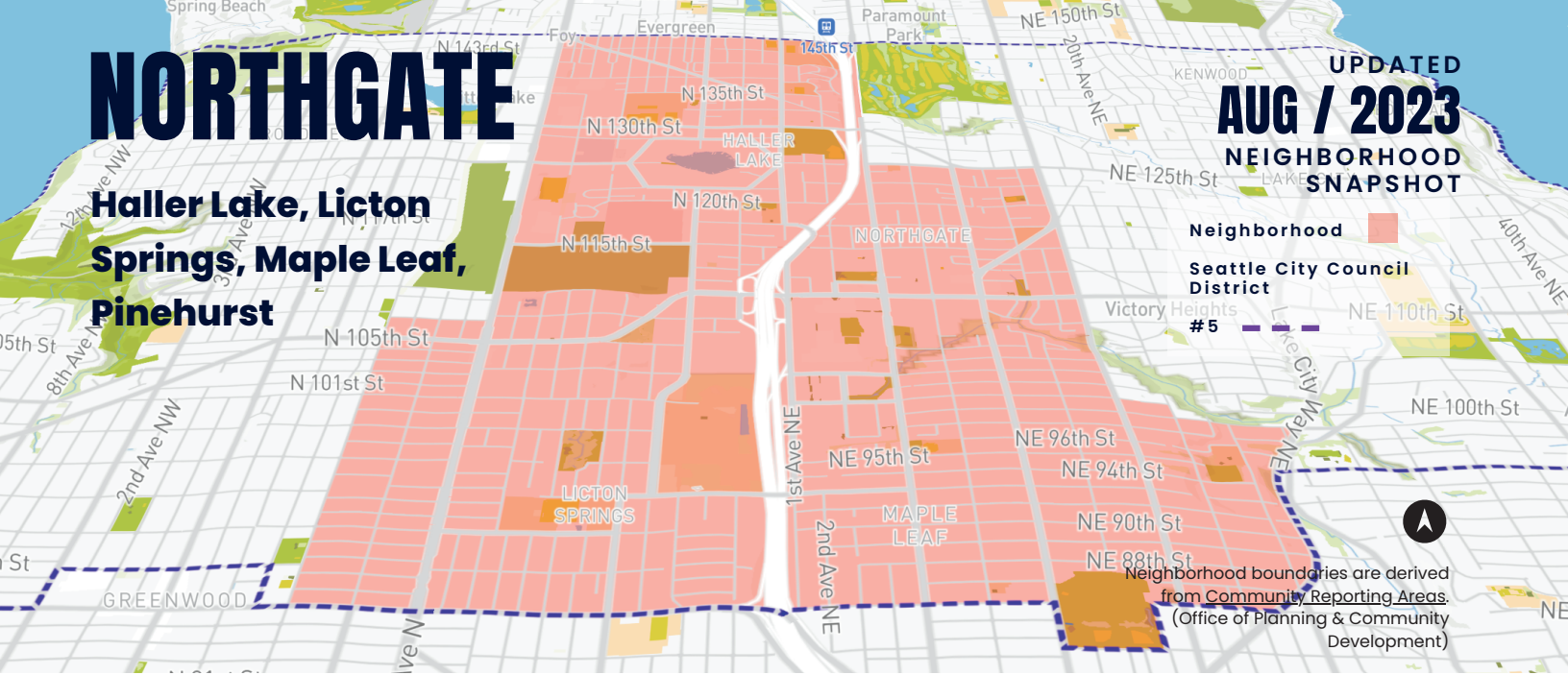


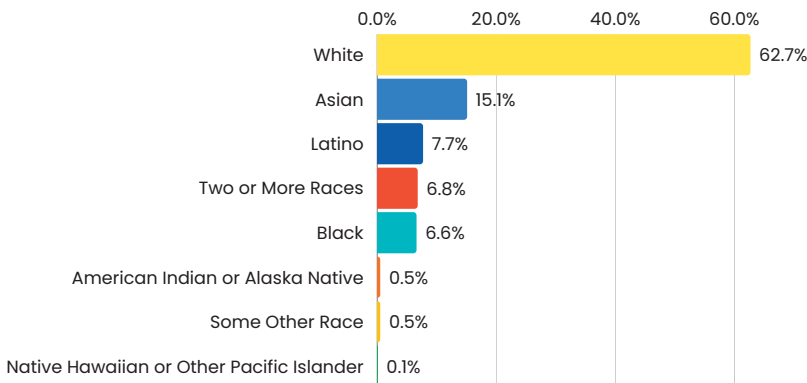
NORTHGATE

Haller Lake, Licton Springs, Maple Leaf, Pinehurst

UPDATED
AUG / 2023
NEIGHBORHOOD
SNAPSHOT



RACE & ETHNICITY



BLACK, INDIGENOUS, & PEOPLE OF COLOR (BIPOC)

37.3% In this area vs. **37.8%** Citywide

	In this area	Citywide
Median household income	\$91,679	\$105,391
Renter households	54.2%	54.8%
High school or higher	95.4%	95.5%
Bachelor's degree or higher	57.4%	65.9%

LANGUAGES

Languages to consider when communicating with residents in this Community Reporting Area (CRA). Languages are in descending order from most spoken to least spoken.

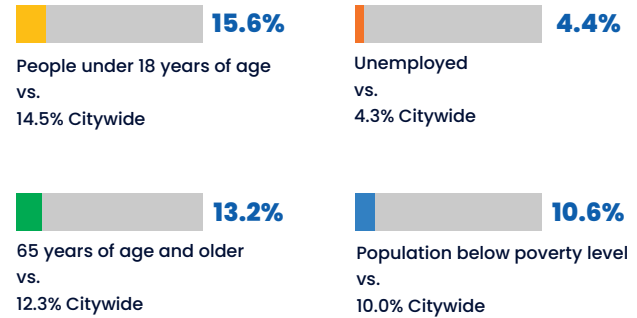
Percentage of residents speaking a language other than English at home (age 5 and older)

22.9% In this area vs. **22.1%** Citywide

SPANISH, MANDARIN, CANTONESE, SOMALI, AMHARIC, TIGRINYA, OROMO, OTHER ASIAN OR PACIFIC ISLAND LANGUAGES, OTHER INDO-EUROPEAN

Languages from 2015 5 year and 2021 5-year ACS

This is not a complete list of languages spoken in this area. To obtain information about the city's top-tier languages or if you need advice for providing language services, please contact the [City of Seattle Office of Immigrant and Refugee Affairs Language Access Program](#).



Source: 2021 5-year American Community Survey (ACS) estimates

Contact us for questions about the Neighborhood Snapshots!

Department of Neighborhoods
seattleneighborhoods@seattle.gov
(206) 684-0464

Contact us for questions about [demographic data!](#)

Office of Planning & Community Development
opc@seattle.gov
(206) 386-1010

Contact us for questions about languages!

Office of Immigrant & Refugee Affairs
oira@seattle.gov
(206) 727-8515



Seattle