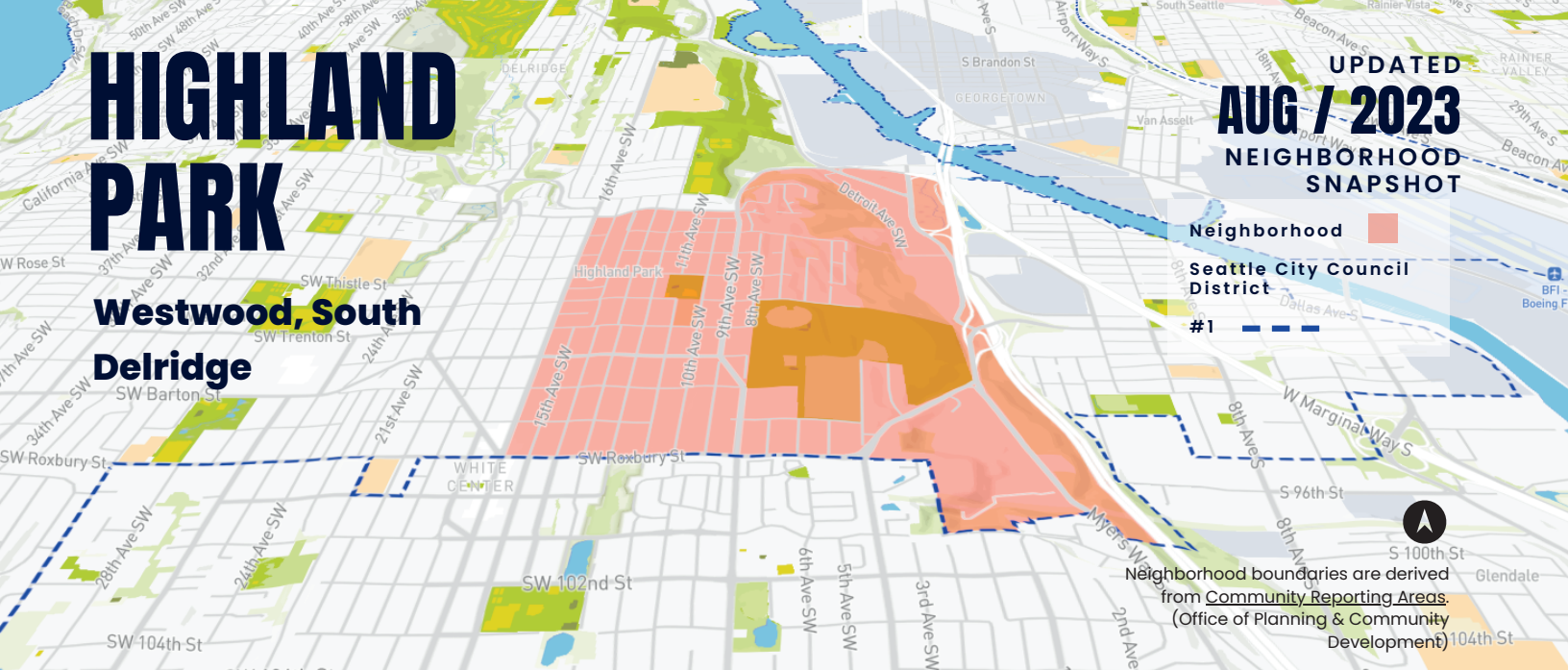


# HIGHLAND PARK

Westwood, South

Delridge

UPDATED  
**AUG / 2023**  
NEIGHBORHOOD  
SNAPSHOT

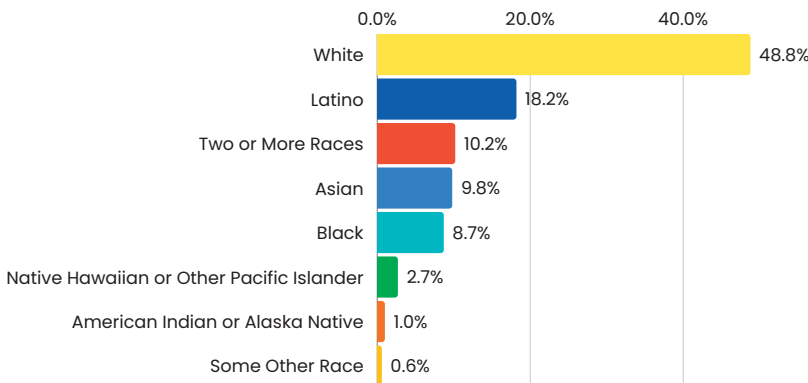


Neighborhood  
Seattle City Council  
District

#1

Neighborhood boundaries are derived from Community Reporting Areas (Office of Planning & Community Development)

## RACE & ETHNICITY



## BLACK, INDIGENOUS, & PEOPLE OF COLOR (BIPOC)

**51.2%** vs. **37.8%**  
In this area vs. Citywide

	In this area	Citywide
Median household income	<b>\$85,125</b>	<b>\$105,391</b>
Renter households	<b>46.0%</b>	<b>54.8%</b>
High school or higher	<b>92.8%</b>	<b>95.5%</b>
Bachelor's degree or higher	<b>45.3%</b>	<b>65.9%</b>

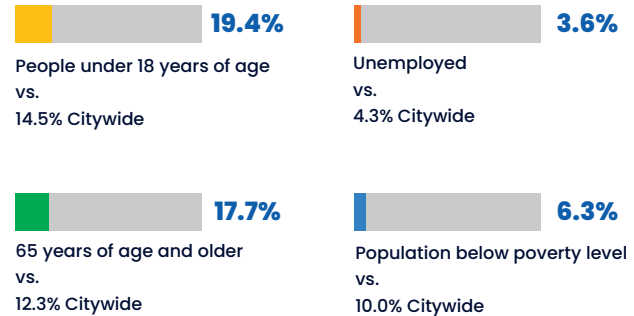
## LANGUAGES

Languages to consider when communicating with residents in this Community Reporting Area (CRA). Languages are in descending order from most spoken to least spoken.

Percentage of residents speaking a language other than English at home (age 5 and older)

**22.4%** vs. **22.1%**  
In this area vs. Citywide

**SPANISH, TAGALOG, VIETNAMESE, SOMALI, AMHARIC, TIGRINYA, OROMO, OTHER PACIFIC ISLAND LANGUAGES**



Languages from 2015 5 year and 2021 5-year ACS

This is not a complete list of languages spoken in this area. To obtain information about the city's top-tier languages or if you need advice for providing language services, please contact the [City of Seattle Office of Immigrant and Refugee Affairs Language Access Program](#).

Source: 2021 5-year American Community Survey (ACS) estimates

Contact us for questions about the Neighborhood Snapshots!

**Department of Neighborhoods**  
seattleneighborhoods@seattle.gov  
(206) 684-0464

Contact us for questions about [demographic data!](#)

**Office of Planning & Community Development**  
opcd@seattle.gov  
(206) 386-1010

Contact us for questions about languages!

**Office of Immigrant & Refugee Affairs**  
oira@seattle.gov  
(206) 727-8515



Seattle