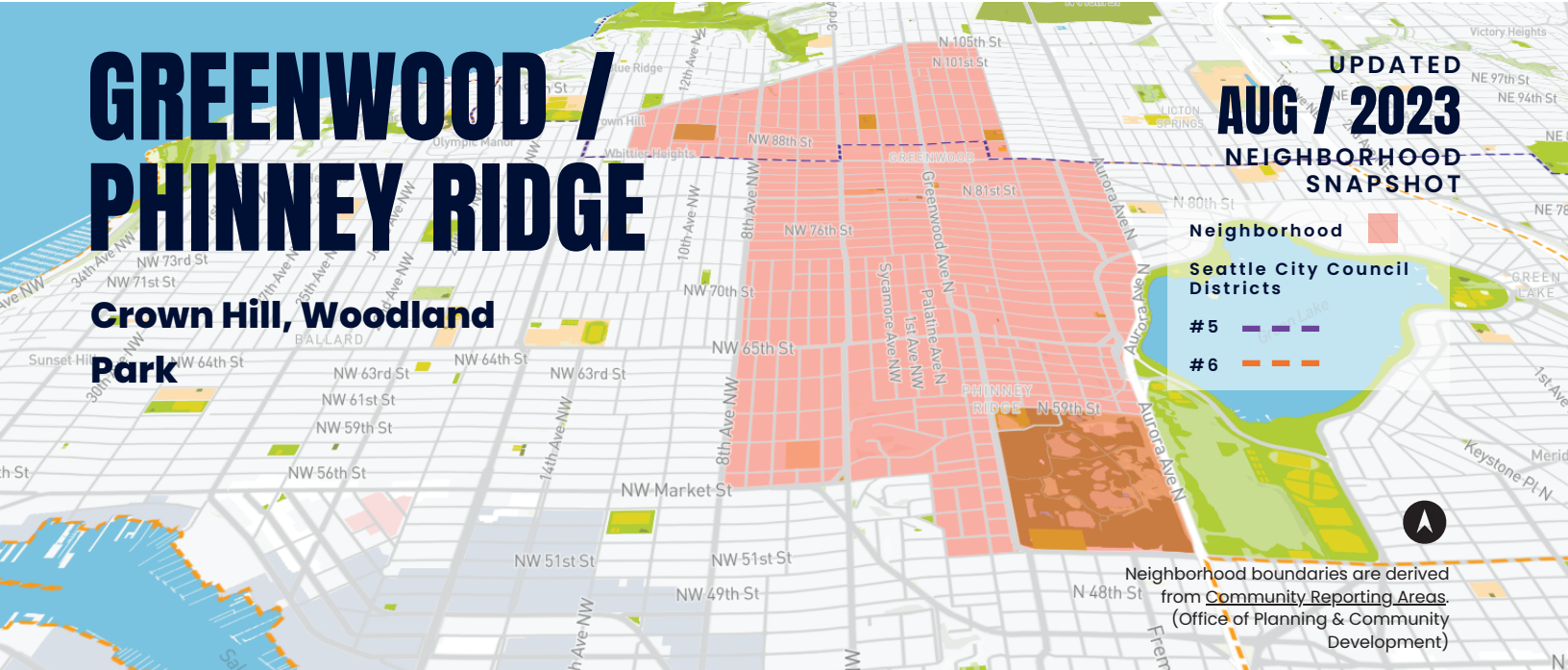


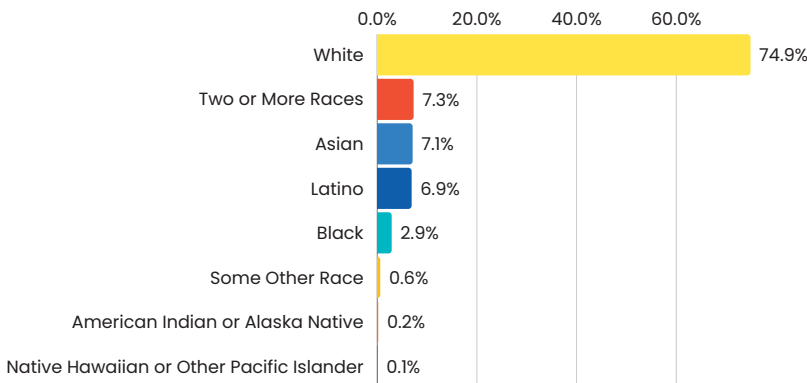
GREENWOOD / PHINNEY RIDGE

UPDATED
AUG / 2023
NEIGHBORHOOD
SNAPSHOT

**Crown Hill, Woodland
Park**



RACE & ETHNICITY



BLACK, INDIGENOUS, & PEOPLE OF COLOR (BIPOC)

25.1% In this area vs. **37.8%** Citywide

	In this area	Citywide
Median household income	\$116,896	\$105,391
Renter households	45.0%	54.8%
High school or higher	96.6%	95.5%
Bachelor's degree or higher	68.0%	65.9%

LANGUAGES

Languages to consider when communicating with residents in this Community Reporting Area (CRA). Languages are in descending order from most spoken to least spoken.

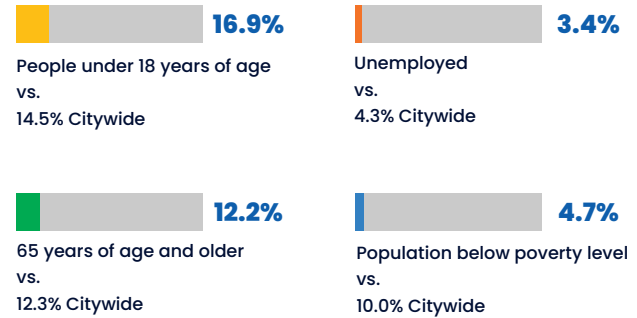
Percentage of residents speaking a language other than English at home (age 5 and older)

13.6% In this area vs. **22.1%** Citywide

**SPANISH,
MANDARIN,
CANTONESE**

Languages from 2015 5 year and 2021 5-year ACS

This is not a complete list of languages spoken in this area. To obtain information about the city's top-tier languages or if you need advice for providing language services, please contact the [City of Seattle Office of Immigrant and Refugee Affairs Language Access Program](#).



Source: 2021 5-year American Community Survey (ACS) estimates

Contact us for questions about the Neighborhood Snapshots!

Department of Neighborhoods
seattleneighborhoods@seattle.gov
(206) 684-0464

Contact us for questions about [demographic data!](#)

Office of Planning & Community Development
opcd@seattle.gov
(206) 386-1010

Contact us for questions about languages!

Office of Immigrant & Refugee Affairs
oira@seattle.gov
(206) 727-8515



Seattle