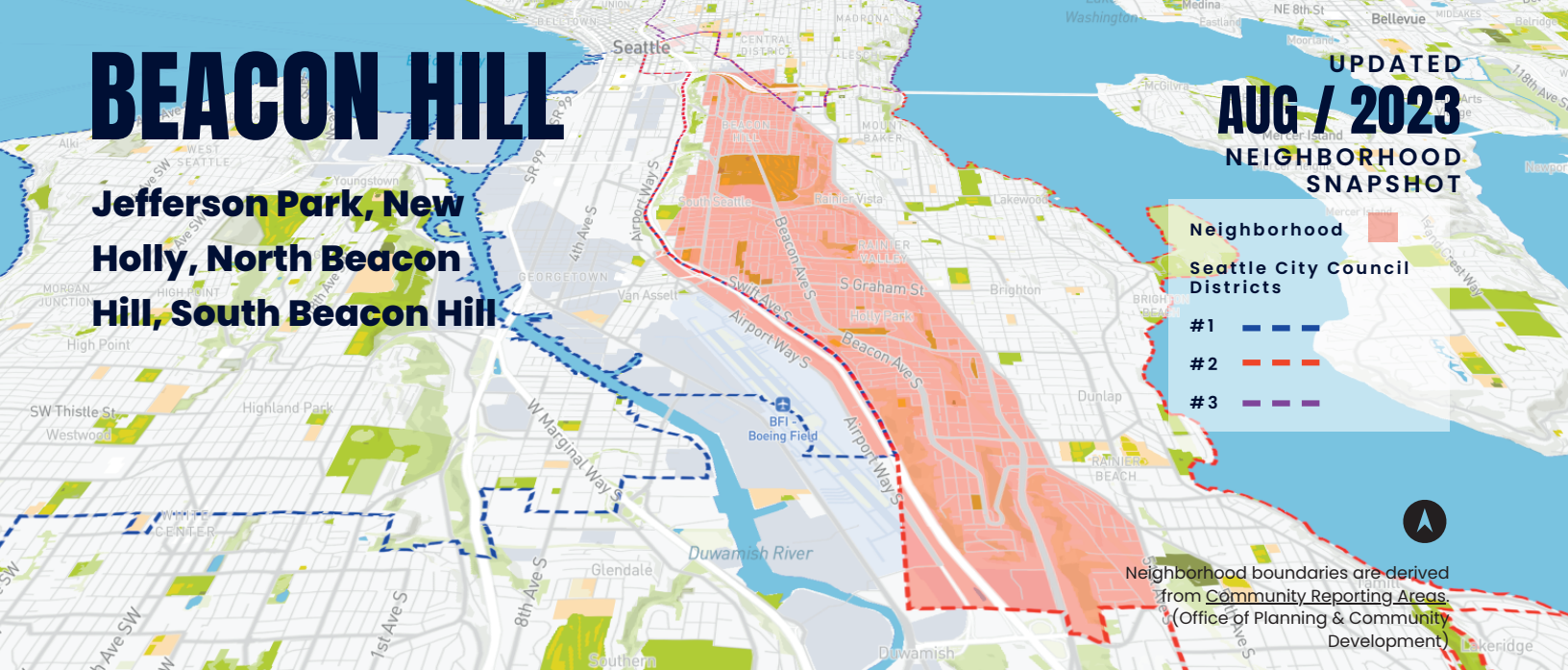


BEACON HILL

Jefferson Park, New Holly, North Beacon Hill, South Beacon Hill

UPDATED
AUG / 2023
NEIGHBORHOOD
SNAPSHOT



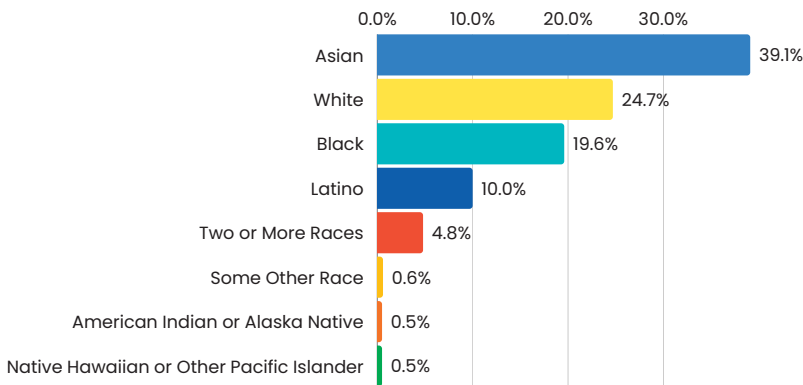
Neighborhood

Seattle City Council Districts

- #1
- #2
- #3

Neighborhood boundaries are derived from [Community Reporting Areas](#) (Office of Planning & Community Development)

RACE & ETHNICITY



BLACK, INDIGENOUS, & PEOPLE OF COLOR (BIPOC)

75.3% vs. **37.8%**
In this area vs. Citywide

	In this area	Citywide
Median household income	\$76,697	\$105,391
Renter households	45.9%	54.8%
High school or higher	81.9%	95.5%
Bachelor's degree or higher	40.3%	65.9%

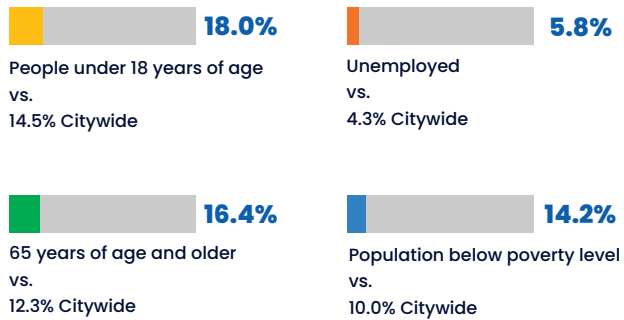
LANGUAGES

Languages to consider when communicating with residents in this Community Reporting Area (CRA). Languages are in descending order from most spoken to least spoken.

MANDARIN, CANTONESE, SOMALI, AMHARIC, TIGRINYA, OROMO, VIETNAMESE, SPANISH, TAGALOG, OTHER ASIAN OR PACIFIC ISLAND LANGUAGES

Percentage of residents speaking a language other than English at home (age 5 and older)

50.1% vs. **22.1%**
In this area vs. Citywide



Languages from 2015 5 year and 2021 5-year ACS
This is not a complete list of languages spoken in this area. To obtain information about the city's top-tier languages or if you need advice for providing language services, please contact the [City of Seattle Office of Immigrant and Refugee Affairs Language Access Program](#).

Source: 2021 5-year American Community Survey (ACS) estimates

Contact us for questions about the Neighborhood Snapshots!

Department of Neighborhoods
seattleneighborhoods@seattle.gov
(206) 684-0464

Contact us for questions about [demographic data!](#)

Office of Planning & Community Development
opcd@seattle.gov
(206) 386-1010

Contact us for questions about languages!

Office of Immigrant & Refugee Affairs
oira@seattle.gov
(206) 727-8515



Seattle