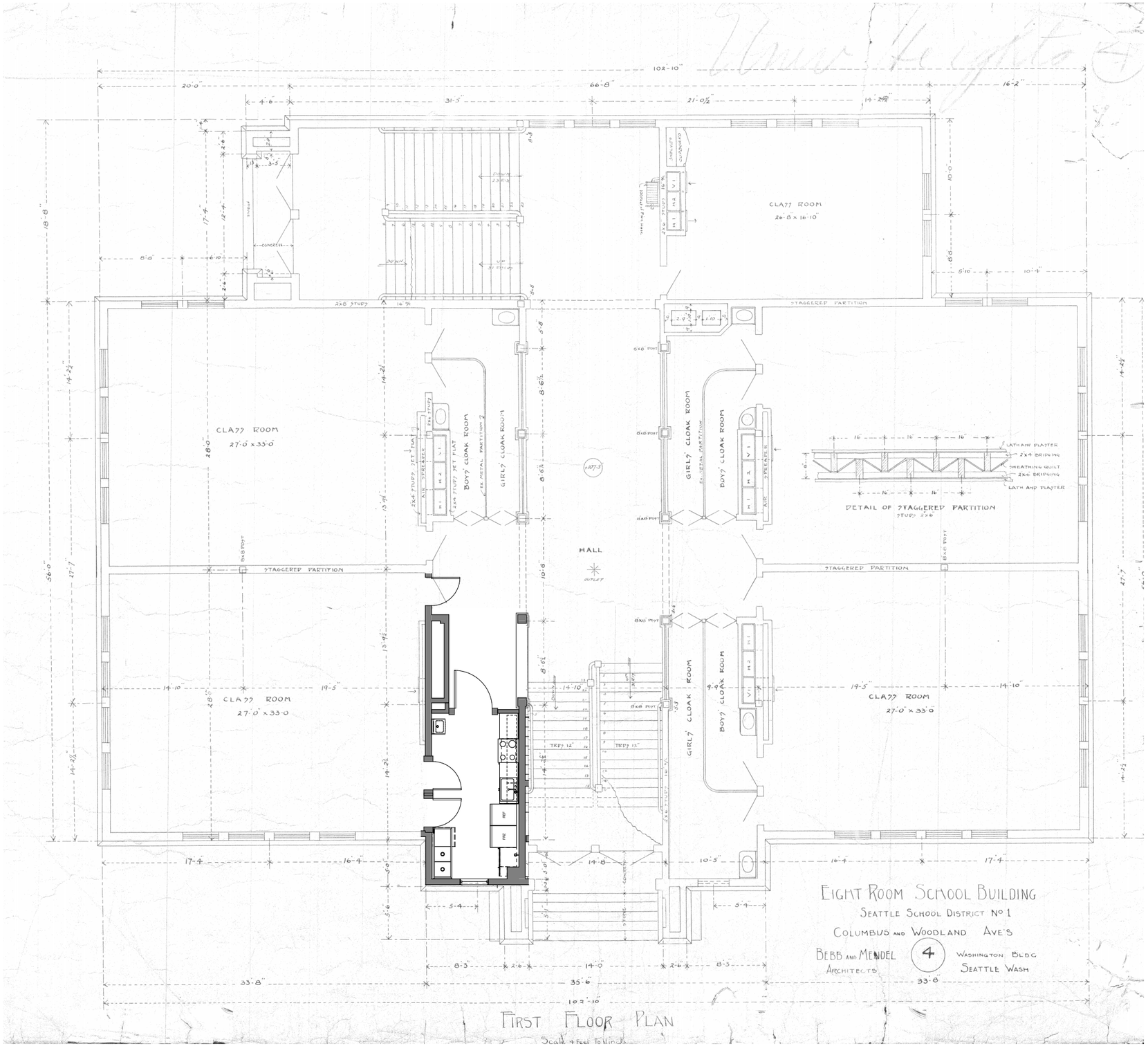

HISTORIC PHOTO OF SIMILAR CONDITION
Vachon, John, photographer. Cloakroom, public school. Norfolk, Virginia. United States Norfolk Virginia, 1941. Mar. Photograph. https://www.loc.gov/item/2017811976/.

UNIVERSITY HEIGHTS KITCHEN / **EXISTING FLOOR PLAN WITH SUPERIMPOSED CHANGES** / 24 APRIL 2023





UNIVERSITY HEIGHTS KITCHEN / **SURVEY OF PREVIOUS CLOAKROOM MODIFICATIONS** / 20 APRIL 2023

DEMO KEYNOTE LEGEND

	KEYNOTE TEXT
D6	REMOVE EXISTING CASEWORK, TYP.
D22	REMOVE EXISTING SINK, SALVAGE FOR RE-USE

KEYNOTE LEGEND

	KEYNOTE TEXT
1	PROTECT EXISTING BEADBOARD AND MOLDING, TYP
5	EXHAUST HOOD PER MECHANICAL
11	FOIO WARMING CART
12	FOIO TRASH BINS
13	FCIC REFRIGERATOR
14	FCIC FREEZER
15	FCIC ADA-COMPLIANT SLIDE-IN RANGE
21	FCIC UNDERCOUNTER DISHWASHER
31	SALVAGED SINK
32	21" DIAMETER WATER HEATER PER MECHANICAL DRAWINGS
33	FULL HEIGHT DOOR
34	WATER HEATER CLOSET
36	24" COUNTER
37	GWB SOFFIT
38	EXISTING DOOR TO REMAIN
40	WOOD TRIM
41	FINISHED END PANEL
42	SIGN TO READ: NO FRYING OR SAUTEING; NO COMMERCIAL FOOD SALES.
43	WOOD WAINSCOT AND TRIM TO MATCH EXISTING; RE-USE OWNER'S SALVAGED MATERIAL AS AVAILABLE

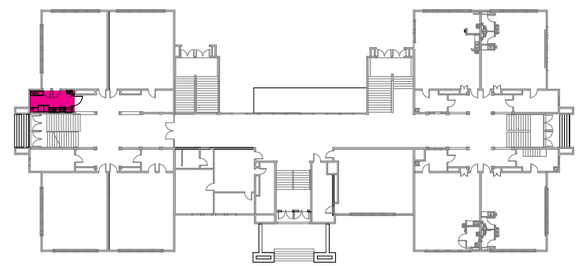

9 LOCATION PLAN
1/32" = 1'-0"

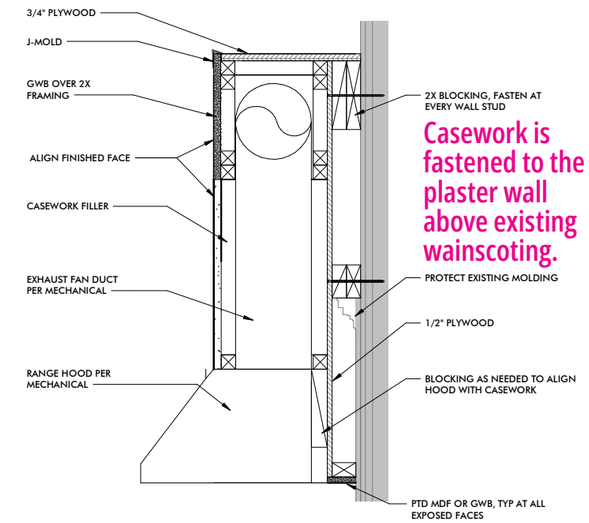

Casework is fastened to the plaster wall above existing wainscoting.

8 CASEWORK WALL DTL
1 1/2" = 1'-0"

The new partition has a wood dutch door with species (Doug Fir), trim and finish to match existing. Above the top trim and door header, it is open to beyond.

We will re-use as much salvaged wainscoting as possible.

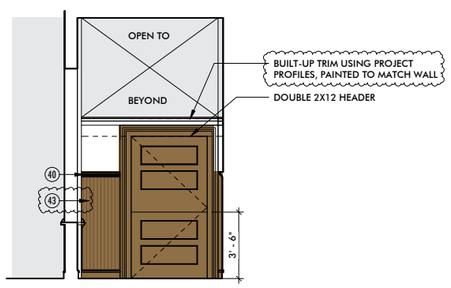

7 105a NORTH ELEVATION LOOKING AT DOOR
1/4" = 1'-0"

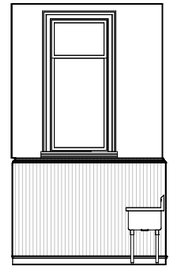

6 105a SOUTH ELEVATION
1/4" = 1'-0"

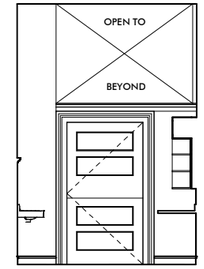

5 105a NORTH ELEVATION
1/4" = 1'-0"

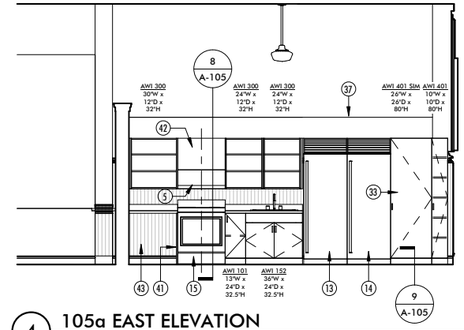

4 105a EAST ELEVATION
1/4" = 1'-0"

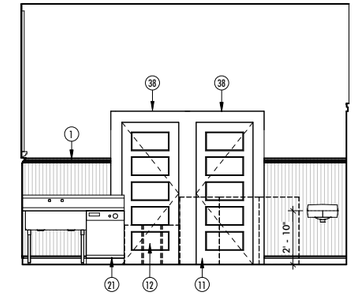

3 105a WEST ELEVATION
1/4" = 1'-0"

The interior of the kitchen will be hidden from the main corridor.

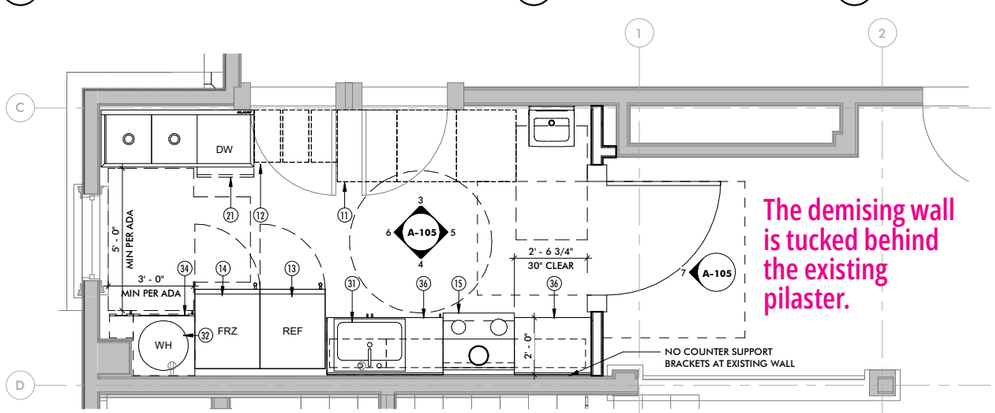

The demising wall is tucked behind the existing pilaster.

2 105a KITCHEN FLOOR PLAN
3/8" = 1'-0"

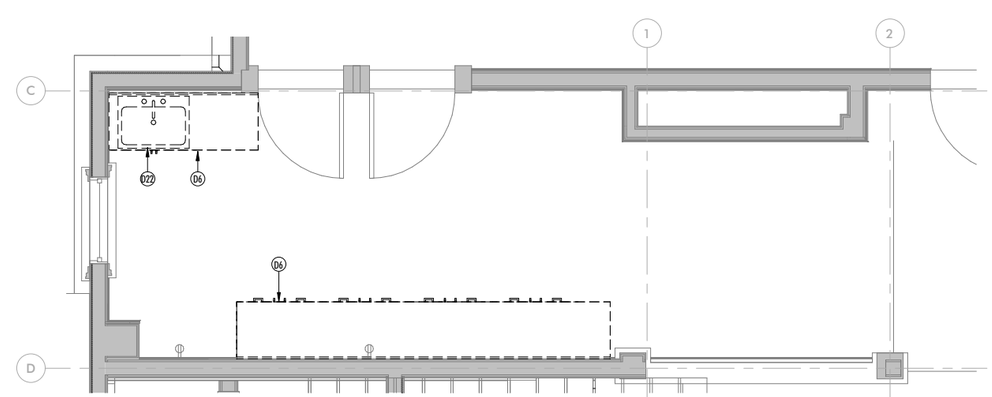

1 105a KITCHEN FLOOR DEMO PLAN
3/8" = 1'-0"

NORTH

Mechanical exhaust will re-use one existing fan enclosure location on roof, and add one additional location. The roof hoods will be black. The sizes will be 8 and 10 (20.5" diameter, ~8" above top of curb).

All plumbing vents will re-use existing roof penetrations.

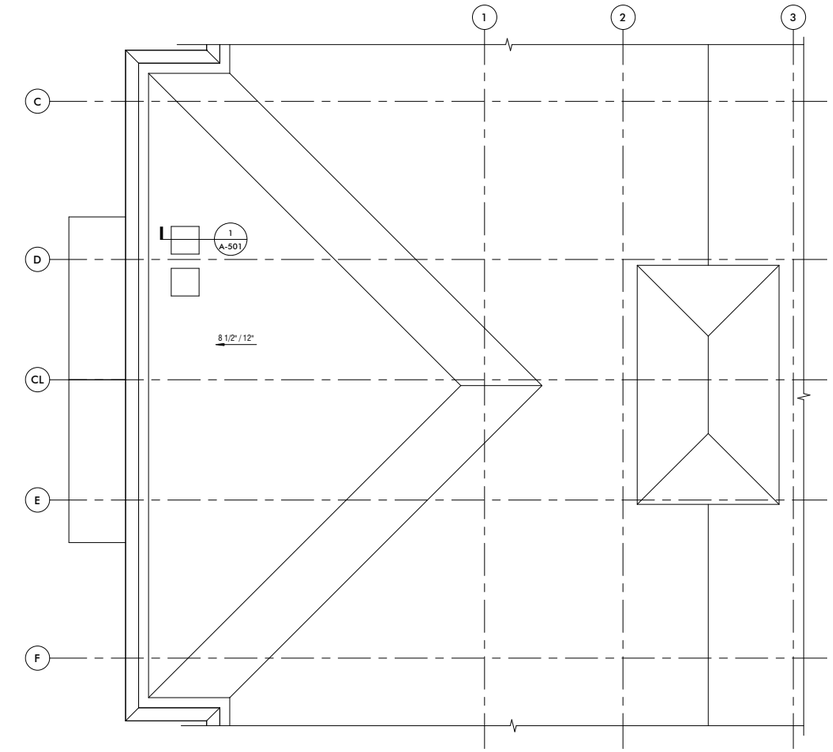

4 ROOF PLAN AT KITCHEN
1/4" = 1'-0"

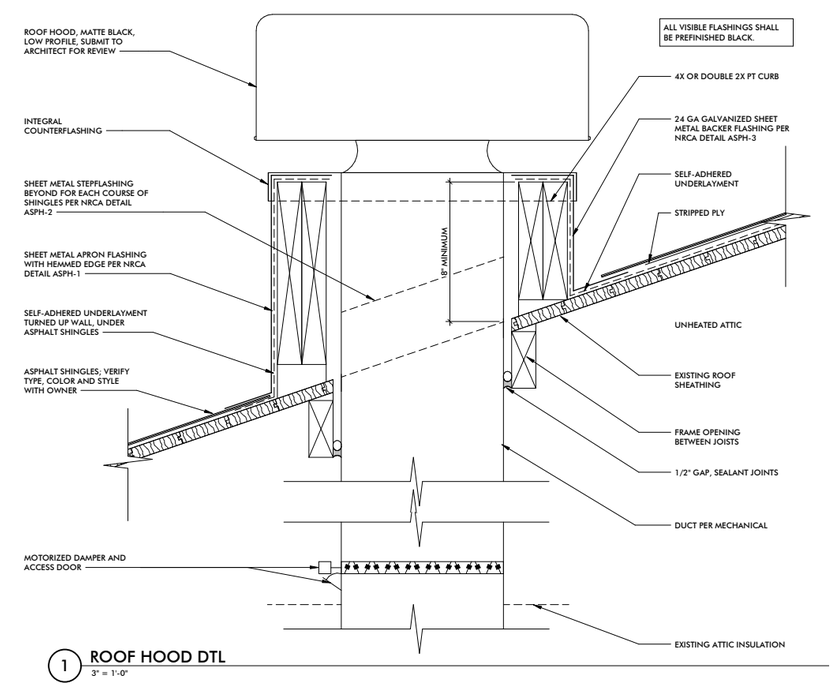

1 ROOF HOOD DTL
3" = 1'-0"

Dimensions

Model Size	A	B	C	D	E	F	Damper Size	Curb Thickness	Shroud Thickness	Unit Weight
8	19 *(483)*	20½ *(521)*	7¼ *(184)*	1½ *(38)*	20¼ *(514)*	8¼ *(210)*	8 x 8 *(203 x 203)*	0.051 *(1.3)*	0.051 *(1.3)*	7 *(3)*
10	19 *(483)*	20½ *(521)*	7¾ *(197)*	2 *(51)*	20¼ *(514)*	10¼ *(260)*	10 x 10 *(254 x 254)*	0.051 *(1.3)*	0.051 *(1.3)*	8 *(4)*
12	22 *(559)*	29 *(737)*	10 *(254)*	3½ *(89)*	23¼ *(591)*	12¼ *(311)*	12 x 12 *(305 x 305)*	0.064 *(1.6)*	0.064 *(1.6)*	10 *(5)*

GRSI/GRSR Sizes 8 - 24

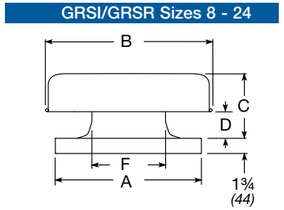

Plaster and gypsum walls at kitchen will be painted Sherwin Williams 'Biscuit' to match existing

Doug Fir with transparent stain to match existing woodwork; photo to the right is from elevator project: VG fir with a gun stock varathane stain and clear coat.

Flooring: Forbo Clinch-loc seal (glue-free installation), 333874/933874 walnut

Cabinets: Formica Fossil 5349

'Biscuit' paint used in a classroom

Formica Fossil p-lam used in a classroom (at cabinets)

Forbo walnut flooring used in a classroom