



Design Application for Signage & Transom Windows
1530 Pike Pl Triangle Building

Marquee Sign with new logo

Colors: Mint Green, White, and Variety

Font: Custom Font

Dimensions: 45" W X 16" T

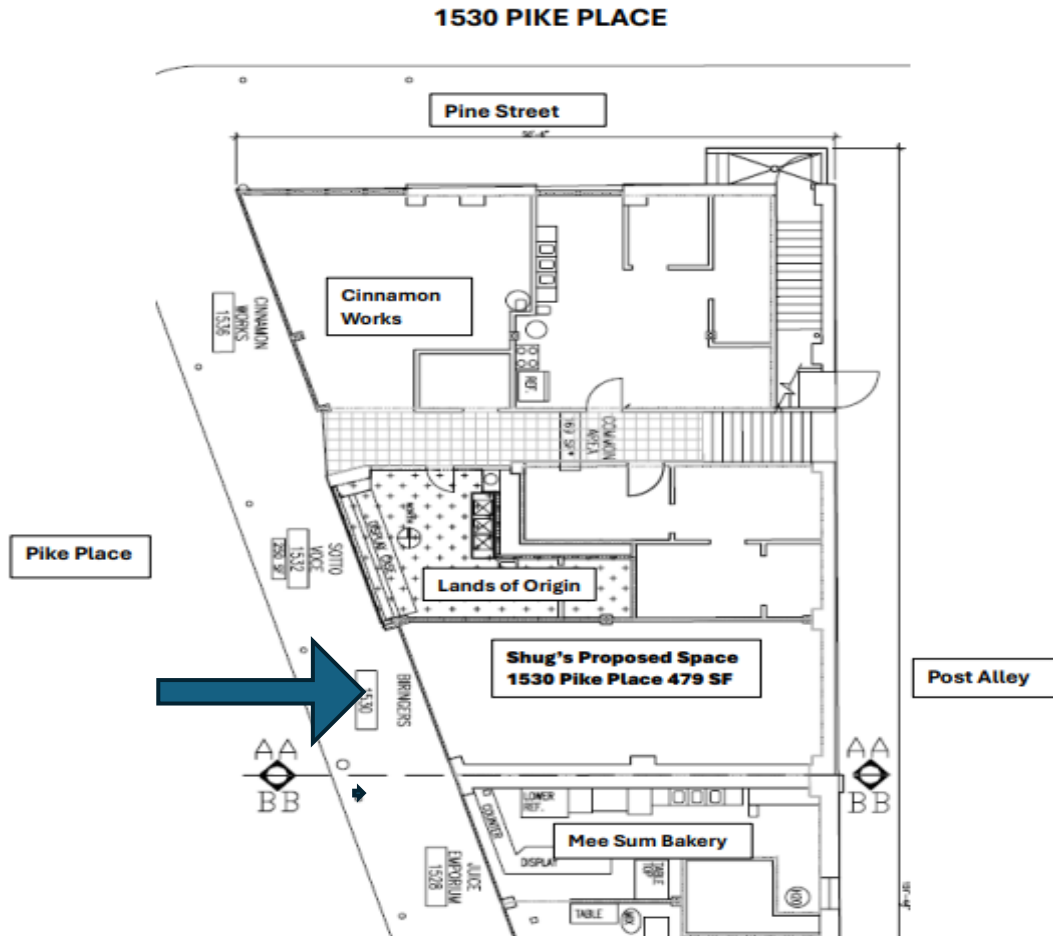
Material & Attachment: Aluminum Composite Material (ACM) double side sign with digitally printed graphics. Attached with existing hardware.

New Logo →



Marquee Sign

45"W X 16" T



Material: Aluminum Composite Material (ACM) double sided sign with digitally printed graphics. **Attached** with existing hardware. **Clearance** is 7.25' from sidewalk to bottom of the sign.

Transom Windows

Located above rollup door currently covered with plywood and proposing to replace with 4 windows to improve light and ventilation


Rough opening for each set 78" W X 28" T

Rough opening dimensions of 4 windows separated with aluminum frames: 40" W X 16.5" T each

Finished size 39" X 16" each

2 center windows to be operable and 2 outer windows will be stationary

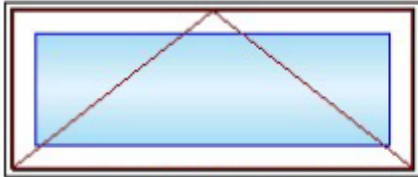
Hopper style window that swings inward and operate with a hand crank



ROLLUP DOOR



Transom Windows – manufacturer's specs



As Viewed From The Exterior

Entered As: FS

FS 39" X 16"

RO 40" X 16 1/2"

Egress Information

No Egress Information available.

Performance Information

U-Factor: 0.28

Solar Heat Gain Coefficient: 0.29

Visible Light Transmittance: 0.49

Condensation Resistance: 60

CPD Number: MAR-N-490-00003-00001

Stone White Exterior Color

Stone White Interior Color

Vivid Awning - Roto Operating

Frame Size 39" X 16"

Rough Opening 40" X 16 1/2"

Stone White Exterior Color

Stone White Interior Color

IG - 1 Lite

Low E2 w/Argon

Black Stainless Steel Perimeter Bar

Stone White Folding Handle

Interior Aluminum Screen.....

Bright View Mesh

Stone White Surround

***Screen/Combo Ship Loose

2 1/2" Jamb

Nailing Fin

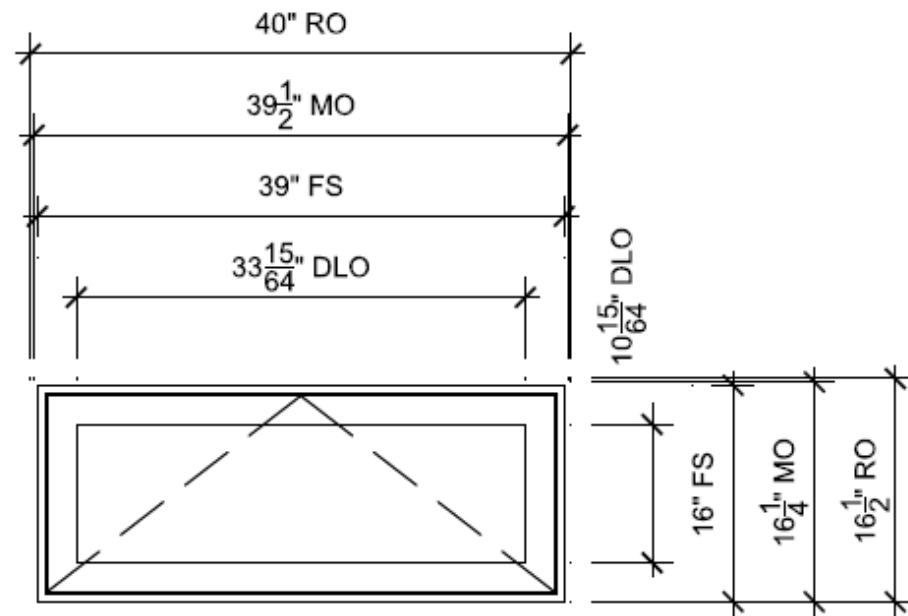
NOTICE: The recipient is solely responsible for offloading all deliveries from the Marvin truck. Please ensure the appropriate persons and lifting / handling equipment are present and prepared to take delivery and offload the product

Weight Summary

Weight(s) provided are approximate calculated packaged weight(s).

Single Unit, 35 lbs.

Transom Windows Shop Drawing



01
SCALE: 3/4" = 1'-0"

Marvin Custom Windows

Transom Window Hardware

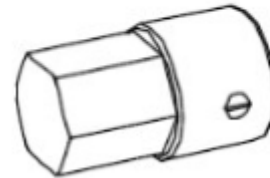


**Pole Crank 5' L Mill
Finish, extruded
aluminum**



Marvin Parts
01590321 POLE CRANK-60", MILL FINISH..

**Adapter Pole Crank,
Mill Finish,
aluminum**

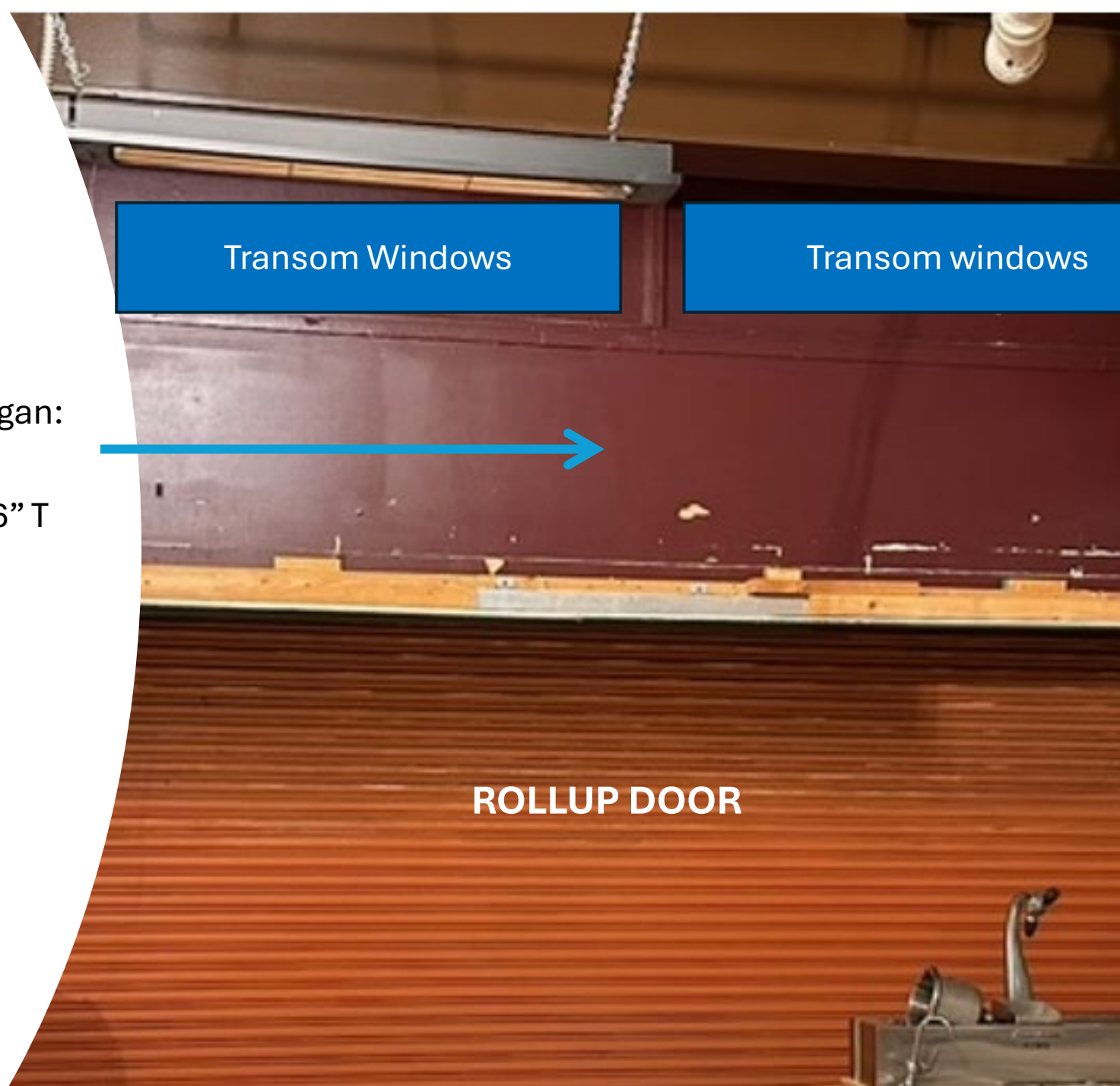


Marvin Parts
05570441 ADAPTER-POLE CRANK.....

Hand-Painted Sign

Sign for the wall below proposed windows with Slogan:
"MAKING ICE CREAM COOL AGAIN since 2016"

Visible from inside of shop, dimensions: 65" W X 16" T



Transom Windows

Transom windows

ROLLUP DOOR

Corrections Letter Items



1976

1. Existing transom area from the exterior



Today 2026




Today 2026

2. Interior transom area



2. Painted sign area



4. There appears to be no glass in the existing transom frames. Plywood covers the original window framing.



Hand-Painted Sign – Exterior Front Pillar



Slogen sign **“ICE CREAM”** hand-painted vertically and visible from outside entrance under rollup door at south side pillar. Custom font painted with Shug’s dark pine green letters and background mint green Pantone color 556-C.

Dimensions: overall sign 73” T X 8” W. Largest letters will be 8” T X 8” W



PANTONE®
PQ-556C