

## General information

*The art piece will be installed on a concrete retaining wall divided into 42 “panels” with steel beams.*

The retaining wall is approximately 192 feet in length and varies between 6 feet to 9 feet in height.





S. Jackson Street I-5 Mural



7th & Jackson

S Jackson St

8th Ave S

8th Ave S

S King St

S King

King Street

Joyale Seafood Restaurant

Phnom Penh Noodle House

Thái Binh Apartments

Pacific Rim Building

Jade Garden Restaurant

Uncle Bob's Place

Szechuan Noodle Bowl

Harbor City Restaurant

Wing Luke Museum of the Asian...

UNION CULTURAL CENTER

# Process

- CID Friends of I-5 identified project
- Friends of I-5 developed Request for Qualifications and selected Rafa Diaz and Shogo Ota
- The design of the mural came evolved from five community meetings between various community stakeholders
- Presentation to IDSRB
- Installation


# Wall analysis (from right to left)

- ★ 42 concrete panels. From right to left:
  - First panel is narrower and significantly shorter (see [Shape A](#) and **purple section** below)
  - Following 35 panels are about the same size (see [Shape B](#) and **blue section** below)
  - Last 6 panels decrease in size (see [Shape C](#) and **purple section** below)
- ★ Surface and dimensions are irregular
  - Each panel has 1 horizontal and 2 vertical steel beams
  - Some panels are damaged (e.g. [1st panel](#))
  - Some panels have cavities (e.g. [9th panel](#))
  - Some panels have moss and other vegetation (e.g. [33th panel](#))




# Shape A

- ★ Height: 70in
- ★ Width: 45in
- ★ Middle section width: 29in



## Shape B

- ★ Height: 102-107in
  - 1st panel: 102in, 5th panel: 104in, 14th panel: 107in, 33th panel: 107in
  - Accumulated dirt could have impacted the measurements as it was hard to get to the bottom part of the panel
- ★ Width: 56-57in
  - 1st panel: 56in, 2nd panel: 57th, 4th: 56.5in, 5th: 56.5in, 6th panel: 56.5, 14th: 56in
- ★ Middle section width: 43-44in

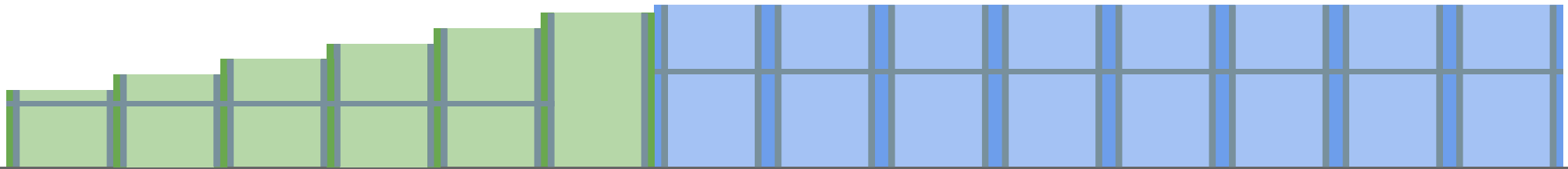


## Shape C

- ★ Could not take measurements
- ★ Might be narrower than Shape B
- ★ Decreasing in height
- ★ Horizontal steel beam is lower and does not cover C1




# Wall (42nd to 29th panels)






**Wall (28th to 15th panel)**



## Wall (14th to 1st panel)



# 1st panel (most right one)




## Panels 39th to 42nd




# Vegetation and moss



Various stages  
of mural project.





# Final Design





# Mural on the Retaining Wall

