

SITE JOURNAL CONTENTS

- Completed Site Journal
- Exhibit A: Site Inspection Photos
- Exhibit B: Site Posting Photos
- Exhibit C: Outreach Report
- Exhibit D: Clean Up & Storage Photos
- Exhibit E: Storage Detail

A. SITE INSPECTION

To be filled out by the Field Coordinator prior to any Full Encampment Clean Up and as part of any Obstruction or Hazard Removal. Site Journals and photos should be saved in the appropriate folder in the <G:\FAC\Encampments\Encampment clean ups> directory.

Site: Overpass Island on Rainier Ave S & MLK Way S **Date of First Inspection:** 11-13-17
Site Address: Overpass Island on Rainier Ave S & MLK Way S **Date of Clean-Up:** 11-20-17
Inspection By: Jeff Horan **SERIS #** 2863-01
Referred By: SERIS, SDOT **Photos to FAS?** Yes No

SITE OCCUPANCY DATA

Date of Inspection	Tents	Structures	Bed Rolls	Vehicles	TOTAL COUNT
11-13-17	0	1	0	0	1

SITE CHARACTERISTICS

- Park Yes No
- Sidewalk Yes No
- Within 50ft of a water body or wetland Yes No
- Roadway Yes No
- Within 50ft of a Guardrail Yes No
- Heavy Traffic Yes No
- Near Industrial Zone Yes No
- Forested Area Yes No
- Play Area Yes No
- Rented Area Yes No
- Slope Yes No
- Slide Zone Yes No
- Fire Yes No
- Other: Yes No
- Other: Yes No
- Other: Yes No

HEALTH CONDITIONS

- Disorganized Yes No
- Garbage/Bagged Yes No
- Garbage/Loose Yes No
- Garbage/Bulky Items Yes No
- Garbage/Metal Yes No
- Human Waste Yes No
- Rats/Mice Yes No
- Hazardous Materials Yes No
- Falling Tree or Limbs Yes No
- Chemical Waste Yes No
- Fires Yes No
- Criminal Activity Yes No
- Weapons Yes No
- Open Alcohol Yes No
- Sharps Yes No
- Property Damage Yes No

TOTAL COUNT:	3
---------------------	---

TOTAL COUNT:	7
---------------------	---

EXHIBIT A: SITE INSPECTION PHOTOS

During a site inspection, Field Coordinators should take photos of the following and store the photos in the appropriate G: Drive folder:

- Cross Street Signs
- Photos of Individual Tents
- Obstructions or Hazards
- General Photos of the Encampment
- Debris Fields
- Vehicles/RVs /License Plates

NAVIGATION TEAM ASSESSMENT		
<input type="checkbox"/> Full Encampment Clean Up	<input type="checkbox"/> Obstruction Removal	<input checked="" type="checkbox"/> Hazard Removal
	<input type="checkbox"/> Tent on side walk	<input checked="" type="checkbox"/> Safety of Occupant (camper is close to high volume traffic)
	<input checked="" type="checkbox"/> Blocking intended use of facility (SDOT needs to do maintenance in this area)	<input type="checkbox"/> Safety of other near and around camp
		<input type="checkbox"/> Cleared by scheduled contractors- FAS
		<input type="checkbox"/> Remand to SPU
PRE-JOB SITE ASSESSMENT & INSTRUCTIONS		Specifications/Notes
Uneven Terrain (Fall Protection Required)	<input type="checkbox"/> Yes <input checked="" type="checkbox"/> No	_____
Waste Hauling to Dump	<input checked="" type="checkbox"/> Yes <input type="checkbox"/> No	_____
Waste Hauling to Other Location	<input type="checkbox"/> Yes <input checked="" type="checkbox"/> No	_____
SPU ASSESSMENT & INSTRUCTIONS	Date	Requirements:
<input type="checkbox"/> Litter removed -area more than 20 feet from active camp		<input type="checkbox"/> Field Coordinator accessed
<input type="checkbox"/> Illegal Dumping -Encampment Related Trash		

B. RESOURCE PLANNING

SITE CREW ASSESSMENT of FIELD CONDITIONS

JOB SITE INSTRUCTIONS

- | | |
|---------------------------------|---|
| Fall Protection Required | <input type="checkbox"/> Yes <input checked="" type="checkbox"/> No |
| Waste Hauling to Dump | <input checked="" type="checkbox"/> Yes <input type="checkbox"/> No |
| Waste Hauling to Other Location | <input type="checkbox"/> Yes <input checked="" type="checkbox"/> No |
| Vegetation Pruning | <input type="checkbox"/> Yes <input checked="" type="checkbox"/> No |
| Biohazard Waste | <input checked="" type="checkbox"/> Yes <input type="checkbox"/> No |

Specifications/Notes

EXTERNAL CONTRACTORS

	Total	Description
Number of Labor Crew Involved	2	Cascadia
Number of Hazmat Crew Involved	0	
Number of Truck Drivers Approved	1	
Number of Full Time Days On-site Approved	0	
Number of Partial Days On-site Approved	2	
Total Hours Approved	4	

INTERNAL CLEAN UP TEAMS

	Total	Description
Number of Heavy Teams	0	
Number of Light Teams	0	
Number of Full Time Days On-site Approved	0	
Number of Partial Days On-site Approved	0	
Total Hours Approved	0	

STAGING LOCATION

Date: 11/20/17 Time: 0830 Location: MLK and Rainier Southwest corner

C. PRE-CLEAN UP ACTIVITIES

EXHIBIT B: SITE POSTING PHOTOS

- Regular Encampment Clean-up:** 72-hour Notice
- Obstruction or Hazard Clean-up:** Notice of Immediate Removal

- Cross Street Signs
- Postings on Individual Tents
- Documentation of the Actual Obstruction or Hazard
- General Photos of the Encampment
- Postings within the Vicinity

Field Coordinators should take photos and collect photos from the Navigation Officers and store them photos in the appropriate G: Drive folder:

EXHIBIT C: OUTREACH REPORT

The Outreach Coordinator will provide a consolidated report for both pre-engagement and day-of activities of the outreach and Navigation team.

D. DAY OF CLEAN-UP

For **regular encampment clean-ups**, all checklist items must be marked "Yes" at the start time of the event in order proceed with the clean-up. If for any reason the of the following questions are answered "No" – **the Field Coordinator must immediately halt the clean-up activities.** Hazard and Obstruction clean-ups are excluded from this.

FIELD COORDINATOR Marlan Teeters

CHECKLIST for ENCAMPMENT CLEAN UP

Notice posting is 72 hours in advance of cleanup (Date:)	<u>11/14/17</u>	<input checked="" type="checkbox"/> Yes	<input type="checkbox"/> No
Cleanup is occurring on date specified in notice		<input checked="" type="checkbox"/> Yes	<input type="checkbox"/> No
Outreach was provided before the cleanup (Date:)	<u>11/16/17</u>	<input checked="" type="checkbox"/> Yes	<input type="checkbox"/> No
Outreach team is present at cleanup site		<input checked="" type="checkbox"/> Yes	<input type="checkbox"/> No
Personnel are ready to identify and collect belongings		<input checked="" type="checkbox"/> Yes	<input type="checkbox"/> No
SPD or WSP officers are present to support cleanup		<input checked="" type="checkbox"/> Yes	<input type="checkbox"/> No
Crew is present and ready to support cleanup		<input checked="" type="checkbox"/> Yes	<input type="checkbox"/> No

EXHIBIT D: CLEAN-UP PHOTOS

Field Coordinators are responsible for ensuring that photos are taken to document the clean-up event and saved to the appropriate G: Drive folder. This includes pictures of site conditions, tents, storage, and before/after photos.

- Cross Street Signs
- Photos of Tent ID Numbers
- Photos of Storage Bin Contents
- General Photos of the Encampment
- Individual Tent Contents
- After Photos

SITE OCCUPANCY DATA

Day of Clean-up	Tents	Structures	Bed Rolls	Vehicles	TOTAL COUNT
11/20/17	0	1	0	0	1

STORAGE SUMMARY

Total should equal total in Occupancy Data

TOTAL TENTS/STRUCTURES			
OWNER PRESENT Accepted Storage	0	ABANDONED TENT Content Storable	1
OWNER PRESENT Removed Tent	0	ABANDONED TENT Content Not Storable	0
OWNER PRESENT Removed tent but stored contents	0	ABANDONED TENT Storable	0

TOTAL TENTS/STRUCTURES			
OWNER PRESENT Asked FC to Discard Tent	0	ABANDONED TENT Not Storable	0

STORAGE TOTALS

Number of Bins	Bikes	Large Luggage Items	Large Items
0	0	0	1

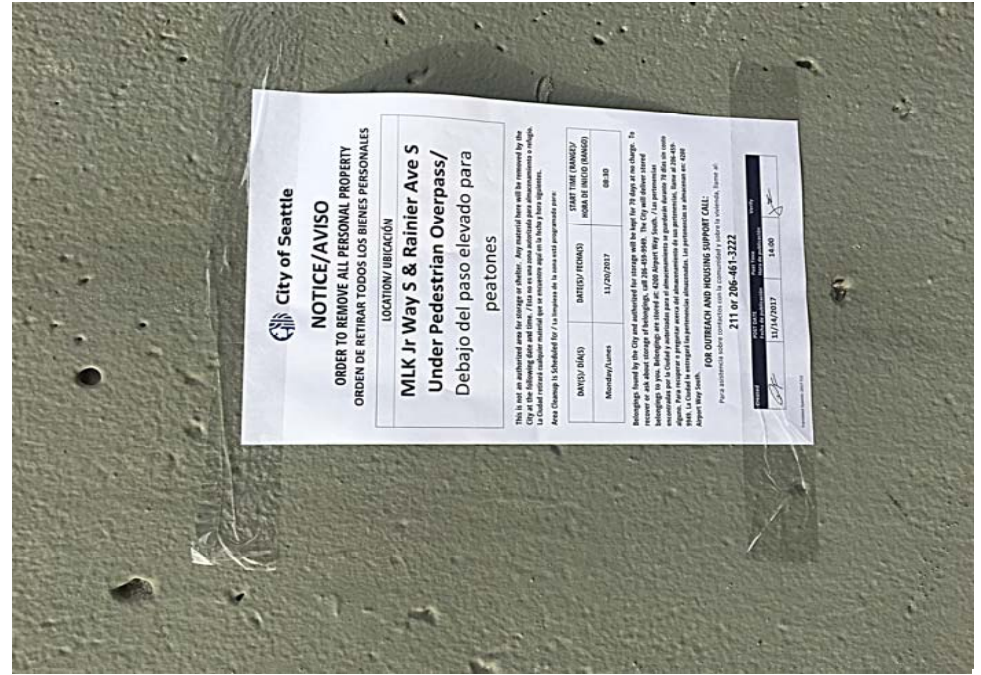
EXHIBIT E: STORAGE INFO


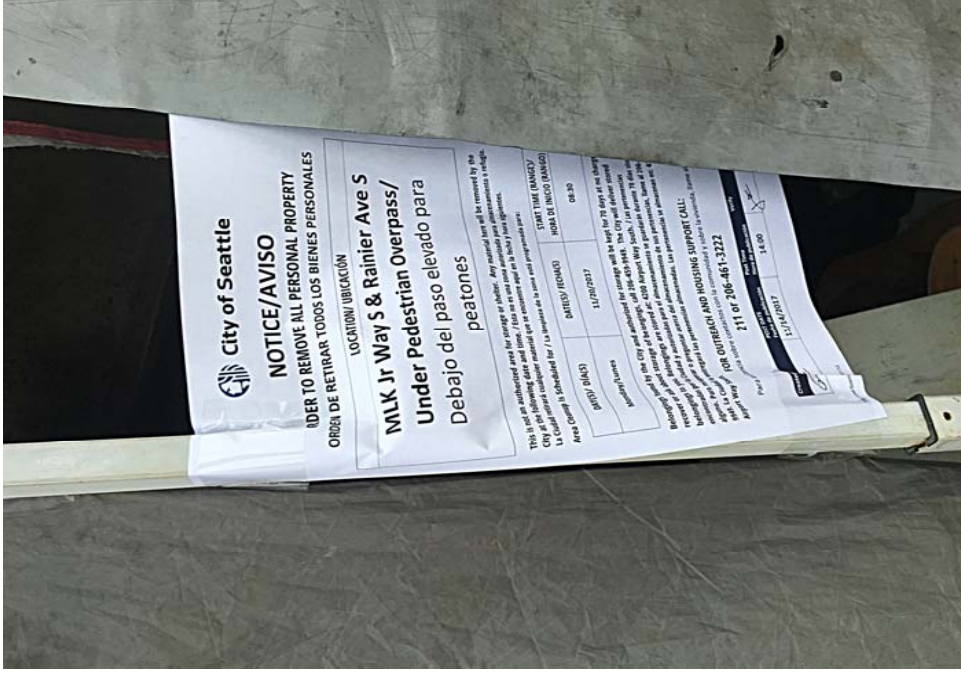
Field Coordinators are responsible for ensuring that we log information about each tent/structure that is at the clean-up site. This includes regular, obstruction and hazard clean-ups.





Exhibit B: Site Posting





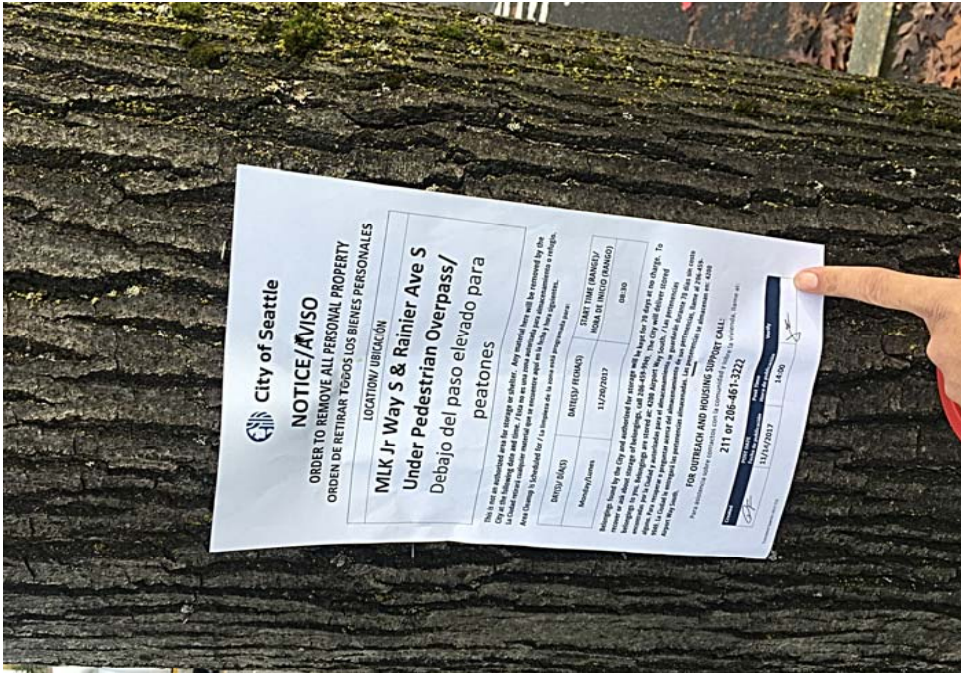


Exhibit D: Site Clean up











Site Name: MLK and Rainier Ave S

 Date of Clean Up: 11/20/17

 Field Coordinators are responsible for completing this form as part of the *Site Journal*. You should log the following –

- Tent owners who present and accept storage
- Tent owners who are present and indicate that they want their tent/belongings disposed of
- Abandoned tents or items found in debris that we are storing
- Abandoned tents that we are disposing of

Each tent/structure should occupy one line so we can document if storage was offered, accepted or to explain why we disposed or stored items. After this form is complete, you will use the totals from this form to fill out the Storage Summary and Totals information.

Tent Naming Convention: T#-Initials-MonthDay

Example: T1-JH-0428

Owner Name or Tent/Structure #	Owner Present?	Storage?	Not Storable? <i>Check All That Apply</i>	# of Bins	# of Bikes	# of Luggage	# of Large Items	Short Description
Found in Debris	<input type="checkbox"/> Yes <input checked="" type="checkbox"/> No	<input type="checkbox"/> Accepted <input type="checkbox"/> Declined <input checked="" type="checkbox"/> N/A	<input type="checkbox"/> Hazardous Material <input type="checkbox"/> Human Waste <input type="checkbox"/> Damaged	0	0	0	1	A blue cart was stored that had white works that said " Franz Family Bakery" Everything else was not storable. Camper left the scene saying "the rest is yours"
	<input type="checkbox"/> Yes <input type="checkbox"/> No	<input type="checkbox"/> Accepted <input type="checkbox"/> Declined <input type="checkbox"/> N/A	<input type="checkbox"/> Hazardous Material <input type="checkbox"/> Human Waste <input type="checkbox"/> Damaged					
	<input type="checkbox"/> Yes <input type="checkbox"/> No	<input type="checkbox"/> Accepted <input type="checkbox"/> Declined <input type="checkbox"/> N/A	<input type="checkbox"/> Hazardous Material <input type="checkbox"/> Human Waste <input type="checkbox"/> Damaged					
	<input type="checkbox"/> Yes <input type="checkbox"/> No	<input type="checkbox"/> Accepted <input type="checkbox"/> Declined <input type="checkbox"/> N/A	<input type="checkbox"/> Hazardous Material <input type="checkbox"/> Human Waste <input type="checkbox"/> Damaged					
	<input type="checkbox"/> Yes <input type="checkbox"/> No	<input type="checkbox"/> Accepted <input type="checkbox"/> Declined <input type="checkbox"/> N/A	<input type="checkbox"/> Hazardous Material <input type="checkbox"/> Human Waste <input type="checkbox"/> Damaged					
	<input type="checkbox"/> Yes <input type="checkbox"/> No	<input type="checkbox"/> Accepted <input type="checkbox"/> Declined <input type="checkbox"/> N/A	<input type="checkbox"/> Hazardous Material <input type="checkbox"/> Human Waste <input type="checkbox"/> Damaged					