

---

CITY OF  
*Seattle, Washington*

---

**2024-2029 Proposed  
Capital Improvement Program**



PRINTED ON RECYCLED PAPER

In response to the Americans with Disabilities Act (ADA), material from the budget is available in alternative formats and languages. To make a request, or for more information, please call the City Budget Office at (206) 615-1962.

# CITY OF SEATTLE

## 2024-2029 Proposed Capital Improvement Program

Mayor Bruce Harrell

### City Budget Office

Julie Dingley, Director  
Jeanette Blankenship, Deputy Director  
Leah Tivoli, Director, Innovation & Performance

#### Budget Leads:

William Chen	Jennifer Devore	Lisa Gaccione	Dave Hennes	Daniel Kirk	Zack Kuentz	Saroja Reddy
Stephen Barham	Andrew Dziedzic	Janis Jordan	Paige St. George			
Laura Bet	Loida Erhard	Elise Kalstad	Linda Taylor-Manning			
Aaron Blumenthal	Shino Fibbs	Ramandeep Kaur	Nick Tucker			
Jennifer Breeze	Justin Hellier	Myotoan Nguyen-Akbar	Caleb Wagenaar			
Sarah Burtner	Madeliene Hernandez	Christie Parker	Kenneth Wong			
Lorine Cheung	Wen Huang	Jeanine Rosen	Michael Wypyszinski			
Matt Courtois	Anna Hurst	Alex Rouse	Alexandria Zhang			
Geoffrey Detweiler	Akshay Iyengar	Joseph Russell				
Kailani DeVille	Miguel Jimenez	Adam Schaefer				
Long Dinh	Alena Johnson	Greg Shiring				





**City of Seattle**  
**2024-2029 Proposed Capital Improvement Program**

**Table of Contents**

**Introduction**

Reader’s Guide..... i  
Overview ..... 1

**Culture and Recreation**

Parks and Recreation ..... 18  
Seattle Center ..... 113  
Seattle Public Library ..... 142

**Transportation** ..... 156

**Seattle City Light** ..... 268

**Seattle Public Utilities**

Drainage and Wastewater ..... 426  
Solid Waste ..... 457  
Water..... 471  
Shared & Technology..... 521

**Administration**

Finance and Administrative Services..... 542  
Information Technology ..... 576

**Appendix**

Appendix A: New or Expanded Capital Facilities..... 597  
Appendix B: Capital Projects Passing the \$5 Million Threshold..... 642

**Glossary** ..... 648

## Reader's Guide to the 2024-2029 Proposed Capital Improvement Program

The City of Seattle's 2024-2029 Proposed Capital Improvement Program (CIP) includes an overview, departmental sections, appendices, and a glossary. The overview provides information on the CIP, allocations, funding sources for capital projects, significant initiatives, support for neighborhoods and neighborhood plan projects, and policies guiding the City's capital investments.

Departmental sections comprise most of the CIP document and contain detailed information on each of the capital projects. The following departments have sections in this book: Seattle Parks and Recreation, Seattle Center, Seattle Public Library, Seattle Department of Transportation, Seattle City Light, Seattle Public Utilities, Seattle Information Technology, and Finance and Administrative Services. Appendix A lists new or expanded capital facilities as required by the Growth Management Act. Appendix B lists all projects that will exceed \$5 million with their 2024 appropriation as required by Resolution 31203.

### Reading CIP Project Pages

CIP project pages, located in the departmental sections of the CIP, provide the most detailed information about a project. The project pages contain the following information:

**Project Type:** Projects will have one of three project types: Discrete, Ongoing, or Debt Service. Discrete projects are those with a distinct start and end date and build an individual asset. Ongoing CIP projects are departmental CIP programs that build or maintain a group of similar assets. Debt Service projects show the dedicated funding stream to pay the debt service for a project or group of projects.

**Project No.:** Unique number identifying a project in the City's financial management system.

**Start/End Date:** Estimated Start and End year of a discrete project. Projects without a determined start or end date may show as "TBD" or "On Hold." Projects categorized as "Ongoing" in the Project Type field are programmatic and continue year after year, therefore they do not display a Start/End Date.

**BCL (Budget Control Level)/Program Code, BCL/Program Name:** A grouping of similar projects into department-specific programs. Also reflects the level at which expenditures are controlled to meet state budget law provisions.

**Current Project Stage:** The current stage of a discrete CIP project during budget planning (August of the budget development year).

*Stage 1—Pre-project Development:* All master planning, asset planning, and needs identification. Rough order of magnitude cost estimate<sup>1</sup> for CIP budget established at the end of Stage 1.

---

<sup>1</sup> The City's budget ordinance requires that a project be assigned a CIP ID number before spending may occur on a project. As a result, Stage 1 project cost estimates/budgets are "Rough Order of Magnitude" estimates based on previously constructed projects or high-level cost estimates which use generic assumptions. Departments refine cost estimates at the end of Stage 2.

*Stage 2—Initiation, Project Definition & Planning:* Define project and create Project Management Plan (or pre-design package) which sets the project baseline (scope, schedule and budget) from which a department measures variance.

*Stage 3—Design:* 30%-100% design work.

*Stage 4—Procurement/Bid:* Advertisement, bid review, bid award, and Notice to Proceed.

*Stage 5—Construction:* All construction activities. (Note: The term *Execution* is used for Seattle Information Technology).

*Stage 6—Closeout:* Final project closeout items, includes financial closeout.

**Project Category:** Projects are identified as New Facilities, Improvements to Existing Facilities, or Rehabilitation or Restoration of Existing Facilities. Technology projects, or those that do not fit into the categories above, are identified as New Investments.

**Location:** Street address, intersection, or general location of a project.

**Neighborhood District:** The City is divided into 13 neighborhood districts. This field indicates in which (if any) neighborhood district(s), a project is located. Some projects are located in more than one neighborhood district or outside the city and are noted as such.

**Council District:** The City is divided into seven Council districts. This field indicates in which (if any) council district(s), a project is located. Some projects are located in more than one council district or outside the city and are noted as such.

**Total Project Cost:** The expected total project cost estimate of a Discrete project. The Total Project Cost includes any “out year” spending (spending outside the current six-year CIP).

**Urban Village:** This field indicates whether a project is located in an Urban Village, a designated geographic area expected to accommodate future population and job growth, as defined by the Comprehensive Plan’s growth management strategy.

**Project Description:** Information about the purpose, scope, and history of the project.

**Resources:** The Resources are sources of money supporting a particular project such as grants, private donations, debt, Real Estate Excise Taxes, etc. The Resources Table lists the project’s revenue sources, life-to-date (LTD) expenditures through the prior year; the current year revised budget (including Adopted Budget, carry-forward balances, abandonments, and supplemental appropriations); proposed/adopted appropriations; and estimated appropriation requests for the remaining five years of the CIP period.

**Fund Appropriations/Allocations:** This table lists the appropriating funds and the annual appropriation total for that specific project for the current year and adopted budget year.

**Financial Planning Strategy:** The financial planning strategy section appears on CIP Project Pages for discrete projects that are large enough to be part of the Project Cost Estimate Review and Validation

Process, as described in the CIP Overview. The financial planning strategy discusses the overall funding plan for the life of the project.

**Unsecured Funding:** The “Unsecured Funding” table shows the portion of the project cost that does not have committed funding. The “Unsecured Funding Strategy” discusses the department’s plan to secure funding for that portion of the project.

**O&M Costs (Savings):** Description of estimated increases or decreases in operations and maintenance costs as a result of a capital project. “NA” denotes that operations and maintenance costs are not calculated.



# **Capital Improvement Program**

## **Overview**



### **Capital Improvement Program Purpose**

The Capital Improvement Program (CIP) is a six-year financial planning tool that identifies future capital investments and potential strategies for funding those investments. The CIP also satisfies various requirements of cities planning under Washington State's Growth Management Act.

### **Introduction**

The City of Seattle owns and operates a variety of physical assets, ranging from community parks, roadways, bridges, office buildings, libraries, open space, fire stations, maintenance yards, facilities at Seattle Center, and more. The City must properly maintain these assets in order to ensure they are safe, lasting, and provide a welcoming and usable space to serve their intended purposes. The City's utility infrastructure is also included in the CIP, including electric, solid waste, water and wastewater utility assets. The City's capital infrastructure supports City operations, direct public services and programs, and in some cases, provides direct public benefits themselves.

Every year during the annual budget process, the City adopts a six-year CIP, which outlines anticipated investments over that timeframe. The 2024-2029 Proposed CIP totals \$7.7 billion over six years, with approximately \$1.6 billion of that amount designated for the 2024 budget year.

The 2024-2029 Proposed CIP is a compilation of all CIP adjustments made through the Year End Supplemental period for the 2023 Revised budget. This includes all legislative action that occurred in the following periods:

- 2023 Midyear Supplemental budget adjustments,
- 2023 Year-end Supplemental budget adjustments,
- Stand-alone legislation and administrative adjustments made prior to the year-end Supplemental.

All allocation totals listed in this document are the sum of the project adjustments made in the periods listed above.

### **Capital Planning Policies**

The City has historically based capital planning efforts on a set of criteria that help set priorities among potential capital programs. [Resolution 31203](#), adopted in June 2010, set out the following policies to guide the City's capital spending:

- preserve and maintain existing capital assets;
- support the goals of the City's plans;
- support economic development;
- consider external funding possibilities;
- consider revenue-generating possibilities;
- seek regional funding for regional projects;
- pursue cost-saving commitments; and,
- pursue conservation and sustainability investments.



Additional specific considerations include:

- compliance with regulatory requirements;
- coordination between departments and with other jurisdictions; and
- public safety and health.

### *Project Cost Estimate Review and Validation Process*

The 2024-2029 Proposed CIP continues to incorporate the process that was developed in 2019 through the work of the capital department Directors group. This process reflects an improved approach to budgeting for large, discrete CIP projects in early stages of development and provides Council and the public with a better understanding of the risk and uncertainty associated with each of the projects.

The key elements of the process are:

- Discrete projects with an initial rough order of magnitude total project cost estimate over \$10 million will show a range of possible costs rather than an exact dollar estimate.
- Departments will appropriate and budget the estimated cost to reach 100% design, as shown on the CIP Project Page. They will also plan for, and communicate the remaining construction costs by using a midrange “Financial Planning Estimate” for six-year financial planning purposes.
- At the 30% design milestone, the project will be baselined and a total project cost and project schedule will be established. During the next budget cycle (or any subsequent Council action) the department will budget the full total project cost on the CIP Project Page.
- If the baseline total project cost estimate is under \$50 million the project will proceed through capital project delivery process according to historic practice.
- If the 30% baseline total project cost is over \$50 million, the department will initiate a third-party review of the baseline total project cost estimate. The department will bring the results of the third-party cost estimate review to the Project Delivery Executive Committee and/or the Directors’ Capital Committee to determine the next steps.

The Cost Estimate Review and Validation process will be modified according to the findings of the initial pilot projects being used to improve the concept.

## **Capital Improvement Program Funding**

Like all large municipalities, Seattle relies on a variety of sources to pay for capital projects. These include locally generated revenues (taxes, fees, voter-approved levies, utility rates, and user fees), intergovernmental revenues (including state and federal grants), private funding (franchise utilities, philanthropy) and debt issuance. These traditional sources continue to provide the majority of funding for capital facility investments. The City’s level of capital investment is based on the mix and amount of financial resources available to the City.

### **Debt Financing**

The City uses multiple forms of debt to finance large capital projects such as Limited Tax General Obligation Bonds (LTGO) also known as councilmanic bonds, Unlimited Tax General Obligation Bonds (UTGO) or voter-approved bonds, and revenue bonds. Unlike pay-as-you-go sources of funding, the issuance of debt requires revenues in future years to repay the principal and interest expenses. Councilmanic debt is a common financing tool used by the City, but those obligations must be repaid from the same set of limited resources including Real Estate Excise Tax (REET), commercial parking tax (CPT) and General Fund revenues. See the “City Bond Issuance and Debt Service” in the Introduction

section of the 2023-2024 Proposed Mid-Biennial Budget Adjustments for more information on debt financing.

The 2024-2029 Proposed CIP includes approximately \$81.7 million in LTGO bond funding for CIP projects in 2024. The 2024 bonds will finance significant technology, city facility, and fire station projects.

### **Public Utility Funding**

Both Seattle City Light and Seattle Public Utilities fund utility projects with revenues from utility rates. Each utility has adopted financial policies that determine what share of their capital investments are funded through cash, and what share from debt. These policies are designed to balance the portion of current investments that are paid by today's ratepayers, versus future ratepayers who will also benefit from long-term capital investments.

### **Federal Bipartisan Infrastructure Law (BIL) and Inflation Reduction Act (IRA)**

The Bipartisan Infrastructure Law (BIL) provides \$550 billion nationally in new spending on energy and power infrastructure, access to broadband internet, water infrastructure, and other program areas. The majority of this new funding is divided into Formula Grant Programs and Discretionary (Competitive) grants. This federal funding may be disbursed to cities either directly or through state or infrastructure authorities such as transit authorities. Federal agencies responsible for appropriations are continuing to develop program and funding guidelines and implementation of these programs will be staggered over several years. The Inflation Reduction Act (IRA), passed in August 2022, includes \$369 billion in new spending to reduce greenhouse gas emissions, invest in clean energy technologies, and extend subsidies for the Affordable Care Act. The IRA is composed primarily of tax credits to private companies and individuals but includes some funding for granting programs as well.

The Mayor has established a process for review and tracking of grant applications for federal funding. This process involves an Executive Steering Committee composed of key department and Mayor's Office personnel that facilitate coordination, leverage opportunities between programs, provide central vision and direction to the City's BIL efforts, and keeps the Mayor's Office, City Council and other stakeholders updated on the City's progress.

### **Real Estate Excise Tax (REET)**

Funding of the City's general government capital program is highly dependent on revenue from Real Estate Excise Tax (REET), which is an excise tax imposed on the sale of real property. REET is a relatively volatile revenue source that generally tracks closely to local economic activity.

Projected REET revenue for the 2024-2029 Proposed CIP period reflects the ongoing impact that elevated interest rates are having on the local real estate market. Actual REET revenue collections in 2022 were lower than forecasted by approximately \$3 million and forecasted REET for 2023 are projected to be \$17.4 million below the 2023 Adopted CIP. For the 2024-2029 Proposed CIP, revenues are projected to be approximately \$61 million lower than 2023-2028 Adopted CIP estimates over the 6-year window. To balance the decreased forecast capital departments were asked to reduce expenditures and reallocate expenditures to later years in the CIP.

The City's REET policy (Resolution 31952) requires a \$10 million REET fund balance reserve to protect against unexpected downturn in REET revenue collection and forecast. The REET funds continue to maintain the reserve levels established in the policy but could potentially dip into those reserves if the forecast continues to decline in the near term.

The 2024-2029 Proposed CIP uses REET to make investments in a wide variety of asset preservation projects across the City's capital departments, to fund ongoing debt service for large capital investments such as the West Seattle Bridge and Fire Station improvements and provides partnership funding for the rehabilitation of Memorial Stadium at Seattle Center.

### **Seattle's Recent History – Major Voter-Approved Levies and Capital Projects**

In addition to reliance upon general tax sources, Seattle undertook several major capital projects during the last two decades using voter-approved funds and councilmanic debt. Voter-approved capital projects include improvements to Seattle Center and construction of new or expanded community centers and parks, new or remodeled downtown and branch libraries, new or remodeled fire facilities, parks improvements, transportation infrastructure improvements and replacement of the Elliott Bay Seawall. The following is a list of recent property tax levies that are still actively funding projects:

- *The Move Seattle Transportation Levy:* The Move Seattle Levy, a nine-year \$930 million levy was approved by voters in 2015. The proposed budget appropriates \$119.1 million in 2024. Levy proceeds will be used to support safe routes, congestion relief, and maintenance and repairs of the City's bridges and arterial roadways. A major financing strategy in the Move Seattle Levy is the dependence on partnerships—leveraging external resources such as state and federal grants to accomplish transportation projects such as the Madison Bus Rapid Transit (BRT) – RapidRide G Line.
- *Seattle Park District:* The Seattle Park District was passed by voters in 2014, with a goal to provide long term, stable funding to support recreation programming, parks projects and the critical needs for investment in major and ongoing maintenance. 2024 will be the second year of Cycle 2 of the Park District, which is proposed to provide over \$50 million in 2024 for major maintenance and capital projects.
- *The 2019 Library Levy:* A seven-year, \$219 million levy to support, maintain and improve core Library services. Included as part of the levy were resources for the preservation and maintenance of library facilities. The City Librarian and the Library Board of Trustees prepare annual progress reports that show how levy proceeds have been used each year. The levy provides an average of \$3.1 million annually for major maintenance and asset preservation projects; including maintenance necessary for building components such as roofs, floors, finishes, HVAC and mechanical systems. The levy also includes funding for earthquake retrofits at three Carnegie branches.
- *The 2008 Parks and Green Spaces Levy:* A six-year, \$146 million levy to acquire, develop, or restore, existing or new, parks, recreation facilities, cultural facilities, green spaces, playfields, trails, community gardens, and shoreline areas. This levy expired at the end of 2014, and the Seattle Park District is now providing on-going funding to help address major maintenance needs, as well as park development, at the Department of Parks and Recreation (Parks). As of 2023, the 2008 Parks and Green Spaces Levy Fund carried a balance of about \$400,000. Parks expects to fully spend these resources on projects identified in the Levy by the end of 2024.

### **Funding Dynamics for Significant Future Capital Projects**

Given general resource funding challenges, the City will continue to rely on a mix of general government resources and voter-approved funding packages to complete major capital projects and to secure needed funding for basic asset preservation. The City has identified several major priority areas for which significant capital investments will be needed. The following sections describe these priority areas at a high level.

#### **Public Safety Facilities**

Planning for the future of Seattle’s public safety facilities is critical to maintaining the high level of service expected of the Seattle Fire Department (SFD) and Seattle Police Department (SPD). Both departments have a number of large capital facility needs, such as improvements to the Fire Station Headquarters and growing capital needs at police facilities. This CIP provides funding for a new Fire Station 31 in North Seattle, as well as continued support of police facility improvements.

#### **Electrifying the City’s Fleet**

The Green Fleet Action Plan (GFAP) and Mayoral Executive Orders established the need for a capital program to plan for the future support of rapid electrification of the City’s fleet and also support decarbonizing facilities to promote sustainability. The Drive Clean Seattle program originally funded four major projects to install vehicle charging infrastructure that supports transportation electrification to meet greenhouse gas emission reduction goals for the City. This CIP provides additional funding, propelling the next phase of prioritized projects to include bringing the necessary power upgrades to key fleet locations at both Charles Street and Haller Lake facilities. The power upgrades are needed to support large-scale electric vehicle charging hubs and future facility decarbonization.

#### **Transportation**

The City’s existing transportation network faces an extensive backlog of major maintenance. Current funding is insufficient to maintain the City’s roads, bridges, signs, etc. In addition, through a series of long-term planning efforts the City has completed “Master Plans” that identify large potential investments in a transit network, bicycle facilities, freight projects and pedestrian-oriented infrastructure. The \$930 million Move Seattle Levy is addressing critical transportation programs such as safe routes, relief of congested roadways and maintenance and repair programs. The Department is anticipating federal funding through the BIL and IRA bills that will help address some of these needs as well as fund enhancements in transportation electrification aimed at meeting the City’s climate goals.

#### **Waterfront**

The City has developed a comprehensive plan for the improvement of Seattle’s central waterfront. The removal of the Alaskan Way Viaduct provides an opportunity to reconnect the City to the waterfront and develop new open space to support the growth and economic development of central Seattle.

#### *Projects*

The largest project—the Alaskan Way Main Corridor project—is constructing a new surface street and an adjoining pedestrian promenade, providing access to the waterfront from Pioneer Square to Belltown. The Overlook Walk and East-West Connections project constructs the Overlook Walk, a new accessible connection between the Pike Place Market and the waterfront, and improvements to east-west streets connecting the waterfront and the rest of downtown Seattle. The program also includes projects to reconstruct parks located on piers along the waterfront (Waterfront Park and Pier 62) expand the Seattle Aquarium and expand the Pike Place Market.

### *Funding*

The 2024-2029 Proposed CIP contains a mix of resources to fund these projects and other elements of the overall Waterfront redevelopment. In addition to general government resources in the form of REET, commercial parking tax, and general fund-supported debt, the funding plan calls for significant contributions from a Local Improvement District (LID), philanthropy, and WSDOT. The LID provides that property owners who benefit from the project pay a share of its cost. LID formation was approved in 2019 and will provide \$160 million of funding for the waterfront improvements.

The 2024-2029 Proposed Capital Improvement Program includes an additional \$25 million in project bonding authority for the Alaskan Way Main Corridor Project (MC-TR-C072) to address cost increases related to a concrete driver's strike in 2021-22 and associated project delays. This amount is sized to ensure the completion of the project, and actual final bond issuances may be smaller as the project progresses based on need and potential addition of more State funding.

### **Protecting and Creating Opportunities for Workers**

The City considers not only what capital projects to fund, but also how to deliver them and achieve broader goals for fairness, equity, and opportunity in the community. The Department of Finance and Administrative Services (FAS) leads several policy initiatives to ensure social responsibility and equity in the spending of City capital dollars.

**Fair and equitable treatment of workers:** FAS monitors and enforces fair and equitable treatment of workers in City construction contracts. In 2013, FAS increased its monitoring and enforcement of wage and labor conditions on City-contracted construction projects, including Office of Housing-financed projects. Funding was provided in 2019 to allow FAS to continue this program, including compliance monitoring for wage and labor violations for relevant projects. It also includes funding to support the Acceptable Worksite program, which trains, teaches and enforces anti-harassment and anti-bullying interventions on City-funded construction projects.

**Reduce barriers to construction jobs:** The City's spending on major capital investments can help drive employment within the local economy. Construction jobs and related positions offer living-wage jobs that can support individuals and families. The City's Priority Hire program provides training and opportunities for City residents to work on City-funded capital projects. For major capital projects, City contractors are bound by the City's Community Workforce Agreement, which is intended to increase employment for women, people of color and those living in economically distressed areas of the City through establishment of aspirational and mandatory labor hours for the respective groups. In 2017, the Priority Hire program was expanded to include applications from public-private partnership projects with significant City investment such as the Climate Pledge Arena project and the Ocean Pavilion (Seattle Aquarium Expansion) project.

**Women and Minority Owned Business (WMBE):** The City continues to successfully address contracting equity for minority- and women- owned businesses. In 2011, FAS implemented a Citywide requirement on all public work bids and contracts above \$300,000 called the "Public Works WMBE Inclusion Plan" that continues to effectively encourage and enforce commitments by contractors to use WMBE firms. In 2014, FAS launched prompt pay initiatives, which WMBE firms report as very significant and meaningful for their business cash flow. The objective is to continue to provide WMBE firms with business and technical guidance that helps them compete more successfully for public projects, including better

equipping them to participate on Priority Hire projects. The 2024-29 Proposed CIP adds \$700,000 in new funding and leverages \$500,000 in grant funding to modernize the city-wide procurement process and implement a centralized electronic software solution. This e-procurement software solution aims to improve consistency and provide greater accessibility for a wider swath of vendors to submit bids to the City, increasing opportunities for contract equity.

**2024-2029 Proposed Capital Improvement Program Summary**

The 2024-2029 Proposed CIP totals \$7.7 billion for six years and includes approximately 464 projects<sup>1</sup>. Approximately \$5.1 billion of the six-year total, or 60.6%, are utility projects managed by Seattle City Light (SCL) and Seattle Public Utilities (SPU), and mostly funded by utility rates. The Seattle Department of Transportation’s CIP totals \$1.39 billion (26.3%) over the six-year period, while the remaining departments (Parks and Recreation, Finance and Administrative Services, Seattle Center, Seattle Public Library, and Seattle Information Technology Department) account for approximately \$1.2 billion, or 13.1%, of the six-year CIP.

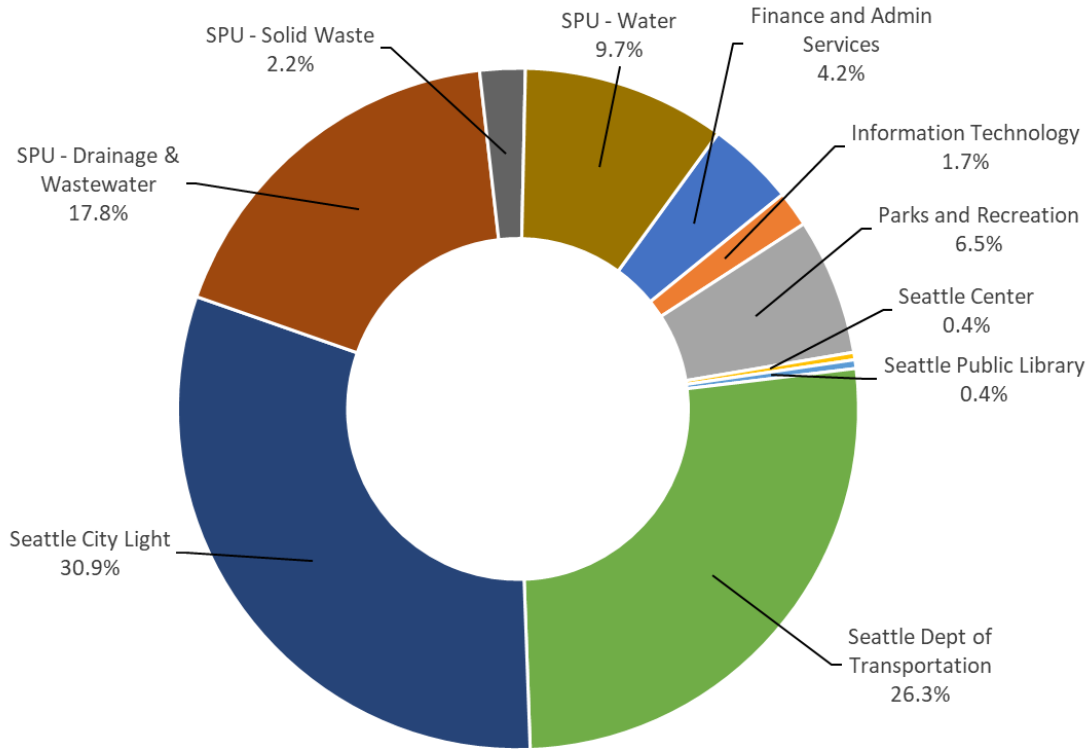
**2024-2029 Proposed CIP by Department (000s)**

Department	2023 Adopted	2024 Proposed CIP	2025-29 Proposed CIP	2024-2029 Proposed CIP
Finance and Admin Services	47,242	60,036	158,327	218,363
Information Technology	109,466	24,493	76,177	100,671
Parks and Recreation	404,688	93,451	648,824	742,274
Seattle Center	76,011	5,073	85,332	90,405
Seattle Public Library	10,842	5,937	18,407	24,344
Seattle Dept of Transportation	12,569	379,808	1,006,487	1,386,295
<b>Subtotal</b>	<b>660,818</b>	<b>568,798</b>	<b>1,993,554</b>	<b>2,562,353</b>
<b>City-owned Utilities</b>				
Seattle City Light	484,372	446,028	2,307,253	2,753,281
SPU - Drainage & Wastewater	244,970	257,486	1,111,369	1,368,854
SPU - Solid Waste	17,988	31,072	91,989	123,061
SPU - Water	114,890	139,227	739,296	878,524
<b>Subtotal</b>	<b>862,220</b>	<b>873,813</b>	<b>4,249,907</b>	<b>5,123,720</b>
<b>City Total</b>	<b>1,523,038</b>	<b>1,442,611</b>	<b>6,243,461</b>	<b>7,686,073</b>

Note: 2023 Adopted totals are based on the 2023-2028 Adopted CIP. Not all funds above are appropriated; see the 2023 Adopted Budget for a list of capital appropriations by department.

<sup>1</sup> The project total includes all projects with a CIP Project Page in the 2024-2029 Proposed CIP.

2024 Proposed CIP by Department - \$1,443 million



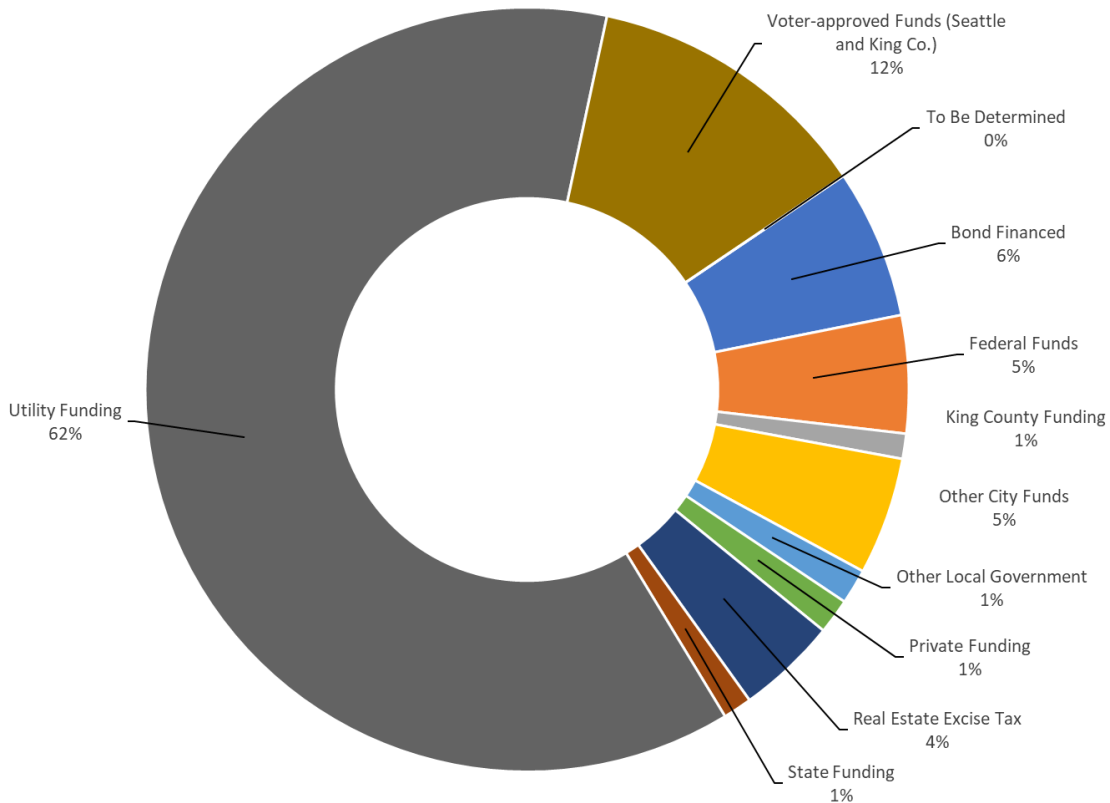
The table below identifies funding sources for the 2024-2029 Proposed CIP by Revenue Source Group

Revenue Source Group	2023 Adopted	2024 Proposed	2025-2029 Proposed CIP	2024-2029 Proposed CIP
Bond Financed	151,454	91,146	280,951	372,097
Federal Funds	60,801	71,712	150,100	221,812
King County Funding	21,105	15,346	17,631	32,977
Other City Funds	81,763	71,806	249,547	321,353
Other Local Government	17,276	21,410	22,544	43,954
Private Funding	59,153	21,504	10,563	32,067
Real Estate Excise Tax	91,520	61,178	390,216	451,395
State Funding	35,601	17,646	58,472	76,118
Utility Funding	852,332	894,941	4,273,191	5,168,132
Voter-approved Funds (Seattle and King Co.)	152,034	175,923	302,668	478,590
To Be Determined	-	0	487,579	487,579
<b>Grand Total</b>	<b>1,523,039</b>	<b>1,442,611</b>	<b>6,243,461</b>	<b>7,686,073</b>

2024-2029 Proposed CIP Revenues (000s)

Note: 2023 Adopted totals are based on the 2023-2028 Adopted CIP.

**2024 Proposed CIP by Revenue Source - \$1,443 million**



**Asset Preservation**

The four general government departments in the City’s CIP (Finance and Administrative Services, Seattle Public Library, Seattle Parks and Recreation, and Seattle Center) are responsible for approximately 6.9 million square feet of building space, 2.6 million square feet of parking space, and 240 million square feet of grounds (primarily green space) and multiple work yards. These assets require significant investments in preservation and rehabilitation each CIP period.

For 2024, the City will spend a total of \$22 million from the two Real Estate Excise Tax Funds and an additional \$101 million from various other resources on asset preservation and improvements for general government infrastructure in parks, libraries, civic buildings, and on the Seattle Center campus. The Department of Transportation will spend an additional \$30 million of REET resources and \$261 million of other transportation resources on infrastructure asset preservation and improvements during the 2024 budget period.



**Neighborhood Projects**

As the City adapts to the impacts of unprecedented growth, and plans for yet further development, a focus on the livability of neighborhoods is essential. The 2024-2029 Proposed CIP reflects this focus, and as highlighted below, supports neighborhood-scale capital investments in several different ways.

**Neighborhood Matching Fund**

The 2024-2029 Proposed CIP maintains funding to Neighborhood Matching Fund (NMF) grant programs. Several CIP projects, particularly in the Department of Parks and Recreation, include funding from NMF.

The City created the NMF in 1988 to provide funding to Seattle neighborhood groups and organizations for a broad array of neighborhood-initiated improvement, organizing, or planning projects. Many of these projects also support citywide initiatives such as Race and Social Justice, Youth Violence Prevention, Environment and Sustainability, and Neighborhood Planning. Awards range from a few thousand dollars (Small Sparks projects are up to \$5,000, and the Community Partnership Fund projects range from \$5,001 to \$50,000), and NMF funds can cover all phases of a capital project except property acquisition. The NMF program requires a 1:2 match for capital projects, which means all awards leverage other private and public contributions. Matches consist of volunteer labor, donated materials, professional services, or money. The Department of Neighborhoods administers the granting process.

**Art and Design Funding for City Capital Projects - 1% for Art Program**

The [1% for Art program](#), established by Seattle Municipal Code Chapter 20.32, requires the City deposit 1% of eligible CIP project budgets in the Municipal Arts Fund for the commission, purchase, and installation of artworks throughout Seattle. The Office of Arts and Culture (ARTS) manages the 1% for Art program and the Municipal Arts Fund.

Municipal Art Fund revenues from the 1% for Art program can fluctuate significantly from year-to-year depending on changes in City capital investments. In 2023, the Municipal Art Fund is estimated to receive approximately \$4 million from capital departments for the 1% for Art program, as described below. Actual receipts may vary because of project timing, prior year credits, actual CIP expenditures, and City Council changes to the CIP.

<b>1% for Art Revenues (Estimated)</b>	<b>2024 Proposed</b>
City Light	\$545,161
Seattle Public Utilities	\$1,203,504
Seattle Center	\$0
Parks & Recreation	\$178,233
Transportation	\$700,000
<b>Total</b>	<b>\$2,626,898</b>

**Design Commission**

Established in 1968, the [Seattle Design Commission](#) advises the Mayor, the City Council and appropriate City departments on design and environmental aspects of the City's CIP. Commission members are appointed by the Mayor for a renewable two-year term. Membership is comprised of two licensed architects, one professional fine artist, one appointee from the Get Engaged program, one lay member, and at least one and no more than two from each of the following categories, for a maximum total of five: professional urban planner, professional environmental or urban designer, landscape architect, and licensed professional engineer. The Design Commission is fully funded with funds from the Cumulative Reserve Fund.

Projects eligible for review include any on-or above-grade structure, including buildings and additions to buildings, bridges, park developments, street furniture, and all similar installations. The Commission reviews below-grade structures such as tunnels, arcades and underground passageways that are regularly visible to the public. Projects reviewed by the Commission must be financed in-whole or in-part with City funds, be on land belonging to the City, or be subject to approval by the City. Commission involvement in capital improvement projects begins as early in the planning process as possible, starting with participation in the consultant selection process and continuing through the many stages of project development. This includes project reviews at the scope briefing or pre-design stage, conceptual design, schematic design, design development, and sometimes construction documents stages.

### **Background of Capital Improvement Program Policy Drivers**

As described above, City investments in capital projects are guided by a set of key policies reflecting the City's values and priorities. These policies shape how the City takes care of buildings and infrastructure, invests in capital projects in areas that have accepted growth as envisioned in the City's Comprehensive Plan, preserves the City's historic buildings, supports sustainable building practices, and ensures that all members of the community have access to the economic opportunities capital projects create. The following section details some of these key policies.

#### **Sustainable Building Policy**

In February 2000, the City Council adopted a Sustainable Building Policy for the City of Seattle ([Resolution 30121](#)) which articulated the City's commitment to environmental, economic and social stewardship and set the expectation that new municipal facilities meet established green building standards. Specifically, it called for all new construction and major remodel projects over 5,000 square feet to achieve a LEED Silver rating. When adopted, this policy was the first of its kind in the nation and represented a groundbreaking approach to demonstrating City leadership and transforming the marketplace.

Since 2000, the green building community has experienced exceptional growth in expertise and capacity. Recognizing this change, in 2011 the City passed an updated Sustainable Building Policy ([Resolution 31326](#)). The update represents a comprehensive approach that reflects advances in the green building industry, aligns the policy with the City's increased attention to climate change, addresses a greater range of project types, and ensures that Seattle continues to provide leadership that advances sustainable development in both the public and private sectors. The updated policies include the following requirements.

- For new construction, additions, and major renovation projects 5,000 square feet or greater:
  - The minimum required green building rating is LEED Gold.

- There are minimum requirements for energy and water efficiency, construction waste reductions, and bicycle amenities.
- For tenant improvement projects 5,000 square feet or greater, where the scope includes mechanical, electrical, and plumbing:
  - The minimum required green building rating is LEED Gold.
  - There are minimum requirements for water efficiency and construction waste reductions.
- Completion of a Capital Green checklist is required for projects smaller than 5,000 square feet or those otherwise not eligible for a LEED rating.
- City departments are encouraged to test new approaches and standards, such as the Living Building Challenge and the Sustainable Sites Initiative.
- Annual reporting of performance under the policy is required by March 31<sup>st</sup> of each year.

Additionally, the resolution directs City departments to evaluate and improve existing standards and processes that relate to tenant improvements, leasing, and site management.

### **City of Seattle Comprehensive Plan**

The Comprehensive Plan is a 20-year vision and roadmap for Seattle’s future. The plan guides City decisions on where to focus development for new jobs and households, how to improve our transportation system, and where to make capital investments such as utilities, sidewalks, and libraries. The Plan is the framework for most of Seattle’s big-picture decisions on how to grow. The latest update of the City’s Comprehensive Plan “[Seattle 2035](#)” was passed by the City Council in October 2016. The City began the process of updating its Comprehensive Plan in 2021 and the work is scheduled to be complete in 2024.

The Comprehensive Plan helped inform the development of the 2024-2029 Proposed CIP as departments have taken special note of capital projects in neighborhoods targeted for substantial growth in the future or that have received substantial growth in the last few years. This effort is intended to make sure areas receiving growth have the appropriate physical infrastructure to accommodate such growth, while balancing the major maintenance of existing facilities, such as power distribution systems, pipes, community centers, swimming pools, libraries, and streets that are located throughout the City, not just in targeted growth areas.

### **Federal and State Regulatory Requirements**

The City’s utilities have several facility projects in their Capital Improvement Programs to meet federal and state regulatory requirements. The City of Seattle must abide by the City’s two National Pollutant Discharge Elimination System (NPDES) permits, one for storm water and one for combined sewer system. The City is required, for example, to invest hundreds of millions of dollars in the combined sewer/storm water system over the next several years to control the number of combined sewer overflows (CSOs) into receiving bodies of water, including Lake Washington and Puget Sound. This is per a CSO Consent Decree with the Environmental Protection Agency (EPA) and the Department of Ecology (DOE), which outlines how the City will become compliant with EPA and DOE regulatory requirements regarding sewage releases from the city conveyance system.

City Light operates its hydroelectric dams and powerhouses under licenses from the Federal Energy Regulatory Commission. Licenses include Settlement Agreements that require City Light to perform protection, mitigation and enhancement activities. City Light is currently completing mitigation under

the current Skagit license (expires in 2025) and is well under way with Boundary License implementation.

City Light also complies with a wide range of permitting requirements and environmental regulations. Examples include the mitigation of soil contamination at former substations, and ongoing environmental mitigation in the Endangered Species Act project. Street-use permits and regulations are a major part of City Light projects that expand and repair the electric distribution system.

### **Endangered Species Compliance**

The Cedar River Watershed Habitat Conservation Plan (HCP) is a 50-year, ecosystem-based plan that was prepared to address the declining populations of salmon, steelhead and other species of fish and wildlife in the Cedar River basin. The HCP was prepared under the Endangered Species Act and is designed both to provide certainty for the City of Seattle's drinking water supply and to protect and restore habitats of 83 species of fish and wildlife that may be affected by the City of Seattle's water supply and hydroelectric operations on the Cedar River. Seattle Public Utilities is continuing to implement its commitments under the HCP, which include downstream habitat protection and restoration, upland forest restoration, logging road decommissioning, and ongoing monitoring. City Light is also acquiring salmon habitat in the Green/Duwamish, Skagit, and Snohomish watersheds.

### **Americans with Disabilities Act**

The United States Department of Justice (DOJ) conducted an audit of select City of Seattle facilities, practices and procedures, in order to assess City compliance with the Americans with Disabilities Act (ADA) and reported its findings to the City. While the City is largely in compliance, there are some elements within facilities that the DOJ has requested that the City update or alter to improve accessibility for individuals with disabilities. The City is working on an update to its ADA Transition Plan that will guide the development of a long-term strategy that manages the City's most critical public-facing ADA deficiencies first and maximizes accessibility to the greatest extent possible.

FAS coordinates and oversees implementation of ADA improvements in certain City facilities, determines and reports compliance to DOJ, and reviews and modifies as needed the facilities design and construction process with regard to the ADA. The City is in the process of moving towards a new approach to ADA improvements in which these improvements are included in ongoing maintenance and other remodeling work.

In order to provide additional proactive monitoring of compliance with ADA standards for new capital projects, the City added staffing dedicated to monitoring ADA compliance of new projects. All capital departments have a specific ADA coordinator and large departments such as Department of Parks and Recreation, SDOT, and FAS have dedicated ADA staffing.

### **Historic Preservation**

Seattle's commitment to historic preservation began with citizen efforts in the 1960s to block the demolition of two of Seattle's oldest neighborhoods—Pike Place Market and Pioneer Square. Both neighborhoods were threatened with proposals that would have irreversibly changed the character of the districts. The Pike Place Market was faced with an Urban Renewal Plan that would have demolished it, while Pioneer Square was threatened with a major roadway project. In 1970, the City Council created the Pioneer Square Preservation District, Seattle's first historic district. Then, in 1971, voters approved

## Overview

an initiative to create the Pike Place Market Historical District. In 1973, the City Council adopted a Landmarks Preservation Ordinance to safeguard properties of historic and architectural significance throughout the City. Today, Seattle's Historic Preservation Program encompasses eight historic districts located across the City and more than 400 designated landmarks. The City currently owns or maintains many of those landmarks, including libraries, park buildings, and fire stations.



# **Parks and Recreation**





## Overview

Seattle Parks and Recreation (SPR) stewards a thriving and diverse system of parks, natural areas, community centers, boulevards, trails, playgrounds, fields and courts, pools, beaches, and so much more. Our parks and recreation system connects Seattle's residents and visitors to nature, provides opportunities to stay healthy and improve well-being, and celebrates the vibrancy of our city. Seattle Parks and Recreation also acknowledges and affirms the indigenous Coast Salish as the original caretakers of our landscape, who nurtured and shaped today's parkland. We honor their legacy with gratitude and appreciation and will safeguard their knowledge and stewardship as enduring treasures to promote community welfare, cultivate inclusive expressions of nature and recreation and commit to land acknowledgment for each ensuing generation.

The 2024 CIP reflects the ongoing increased capital investments proposed in the second six-year funding cycle (Cycle 2) of the Seattle Park District. Cycle 2 prioritizes core major maintenance needs while making critical investments in climate actions, and clean, safe and open parks and facilities. Despite those investments, and like other City departments with significant capital project portfolios, SPR is experiencing unprecedented cost increases stemming from post pandemic economic conditions. In addition to inflationary based cost increases, restarting capital projects put on hold during the pandemic is contributing to funding issues due to timing lags between original project cost estimates and restart dates, which in most cases span multiple years.

Compounding these issues is the declining REET forecast from 2023-2028. The Office of Economic and Revenue Forecasting has estimated a total shortfall of about \$78.4 million over the six-year CIP compared to the 2023-2028 Adopted CIP. For SPR, this resulted in a request to reduce REET by \$20 million in 2023 and 2024 with an add back from 2025 to 2028 of ~\$25 million.

## Thematic Priorities

SPR's Capital Improvement Program (CIP) is focused on promoting healthy people, a thriving environment, and vibrant communities by preserving, enhancing, and expanding the physical assets where all of the people of Seattle can play, learn, contemplate, and build community. As described in the Project Selection Criteria section below, SPR uses criteria including safety, asset preservation, race and social justice, legal obligation, and improvements in efficiency to set priorities for capital projects. Each of these criteria is a direct reflection of SPR's core values of access, opportunity, sustainability, and equity.

## Aligning Capital Investments with Growth and/or Community Planning

*Seattle's Comprehensive Plan*, "Seattle 2035," is a 20-year vision and roadmap for Seattle's future that guides City decisions on where to build new jobs and housing, how to improve the transportation system and where to make capital investments such as utilities, sidewalks, parks and open space and libraries. The Comprehensive Plan is the framework for most of Seattle's big-picture decisions on how to grow while preserving and improving our neighborhoods. The plan brings forward race and social equity as foundational core value which SPR also leverages in our capital planning efforts including the department's Parks and Open Space Plan.

SPR is in the process of updating the six-year Parks and Open Space Plan; last updated in 2017 to be consistent with Seattle 2035 among other planning efforts. The Plan is required by the Washington State Recreation and Conservation Office (RCO) to maintain the City's eligibility for state grants and funding programs supporting outdoor recreation development and open space acquisition. The planning efforts will continue to focus on developing an accessible and integrated open space and recreation system in Seattle in tandem with any amendments to the City's Comprehensive Plan.

### Aligning Capital Investments to Advance Climate Change Efforts

Seattle's Climate Action Plan provides a framework for meeting Seattle's climate protection goals, including the overarching goal of becoming carbon neutral by 2050. SPR's role involves implementing our Climate Resiliency strategy, maximizing the benefits of the bicycle and pedestrian master plans, meeting building energy plan goals, such as LEED compliance, and working towards urban forest restoration goals, such as those outlined in the Green Seattle Partnership.

SPR is also committed to developing and managing an environmentally sustainable park system. This means using energy and utilities with conservation in mind in all facilities, effectively managing the use of water for irrigation and other purposes, creating efficiently maintained landscapes, and operating clean and safe park facilities.

Investments in Climate Conscious Buildings are included in the current Park District funding cycle (2023-2028) to decarbonize certain SPR facilities, with a goal of decarbonizing half of SPR's community centers by 2028. This funding, which is also being supplemented with \$1 million in 2023 Payroll Expense Tax Green New Deal (GND) resources and significant bond revenues in the later years of the CIP, will support the conversion away from the use of fossil fuel (primarily natural gas) heating systems to systems that rely on electricity primarily generated through hydropower, support charging infrastructure for electric fleet and equipment, electrical service upgrades, and building envelope improvements to meet energy code requirements. In many cases, this work will provide cooling and improved air filtration in facilities, improving adaptiveness to extreme heat and smoke events.

The Park District provides \$2 million in annual seed funding to add decarbonization to the scope for at least six planned renovation projects, and provide match funding to seek external grants. Funding will also provide one solar array per year to be coordinated with the department's existing roof replacement program and reduce the total load to the electrical grid. An additional \$2 million in Park District funding in 2024 will further support these efforts in alignment with the Executive's climate resilience hub strategy (being led by the Office of Sustainability and Environment).

### Project Selection Criteria

SPR develops Asset Management Plans (AMP)s to identify and rank necessary major maintenance projects based on specific asset classes (ex. Roofs, athletic fields, play areas, sport courts).

Each class-specific AMP is a set of projects to address facility needs. SPR identifies projects through ongoing condition assessments, consultant studies, work order analyses (to identify key problem areas), and intradepartmental information sharing of facility maintenance issues and needs. SPR is consistently reviewing and updating these AMPs. While SPR's planning staff prepares and coordinates the AMP planning process and documents development, the process involves a collaborative approach throughout the department to develop project scopes and budget estimates.

Projects are prioritized within and between these classes using the following six criteria:

Code Requirements: The project brings a facility or element up to federal, state, and Seattle code requirements (such as ADA, water quality, or fire suppression) or meets other legal requirements.

## Seattle Parks and Recreation

Life Safety: The project will eliminate a condition that poses an imminent threat of injury. Examples of safety hazards are lack of seismic elements, failing piling, outdated play equipment, emergency management elements, or a documented environmental health hazard.

Facility Integrity: The project will help keep the facility operational and extend its life cycle by repairing, replacing, and renovating systems and elements of the facility, including building envelope (roof, walls, windows), electrical, plumbing, storm and sewer line replacement, and synthetic turf replacement.

Improve Operating Efficiency: The project will result in reduction of operating and maintenance costs including energy and water savings and climate mitigation strategies.

Equity: The project will preserve or enhance an asset which serves low income and racially diverse communities.

Other: Projects that have a unique element (e.g., leverage other funds) and/or are known needs that do not fit the other priorities. Class-specific criteria such as reserved hours (for event/athletic facilities for example) or the presence of related amenities or park classification may also be used to guide prioritization.

Projects are prioritized based on the criteria above along with other more class-specific criteria and funding is budgeted based on their projected spend. Many of our projects take at least two years. Less money is required in the beginning of a discretionary project during the Planning and Design phases than for Construction in the later timeframe, and the budget is planned accordingly. If project timelines shift, funding can be adjusted to align with the revised spending projections.

### 2024 CIP Highlights

SPR's 2024-2029 CIP budget across all funds is \$93.4 million in 2024 and reflects a wide range of discrete projects and ongoing programs with a mix of funding sources. Of this amount, approximately 53% (~\$51 million) is from Park District resources.<sup>1</sup>

### Key Changes by Fund

Park District (MPD): The 2024 budget does not make any changes to the 2023-2028 MPD capital spending plan.

Real Estate Excise Tax (REET): The proposed CIP update includes changes to REET allocations from 2023-2028, in an effort to align planned REET expenditures with projected revenues over the life of the CIP. In sum, these changes reduce SPR's REET by \$20 million in 2023 and 2024 with an add back from 2025 to 2028 of approximately \$25 million. Please note that the full scope of changes to SPR's CIP includes updates to the proposed 2024-2029 Proposed CIP and changes to SPR's 2023 capital budget. Both are described below.

The table and narrative below describe the impacts on various elements of the CIP. For many projects, funding is being aligned with updated spending projections and project timelines, thus minimizing impacts on project delivery. However, reductions required to the 2023 budget and to the proposed 2024 capital budget also have potentially greater impacts on certain projects, described below in greater detail. *Note that the changes proposed in the **Ongoing Maintenance** category are minor given either funding realignments or other funding sources supporting these projects, and SPR does not anticipate significant project delivery impacts.*

---

<sup>1</sup> For the Park District, 2029 and beyond will be determined during Cycle 3 planning (2029-2034), a continuation of current policy direction is assumed in the meantime.

## Seattle Parks and Recreation

The **Major Maintenance category** includes alignments with spending plans for one project (Terry Pettus) and delays one project (Mount Baker Bathhouse renovation) until 2027. The reductions are necessary to meet the REET targets in 2023 and 2024, and the department feels that they can be managed without significant public impacts. This category also includes reductions to 2027 and 2028 to align with projected REET revenues; these reductions may be revisited in future budget processes based on REET forecasts. Finally, changes to this category also include a reallocation across all six years of the CIP of approximately \$200,000 annually from general major maintenance to support a major maintenance subsidy to the Woodland Park Zoo, which per contractual agreement increases with inflation annually; see the budget book for additional detail on this item.

In the **Community Center category**, funding reductions taken in 2023 and 2025 are replenished from 2026-2028. This includes a realignment of \$5 million in the Lake City Community Center redevelopment project from 2023 to 2025 but note that this leaves enough funding currently estimated to continue planning/design and to remediate the site in the interim prior to the planned construction project in 2025. As with many large capital projects, it is possible that additional funding may be needed as the project moves closer to construction and the scope is better defined in collaboration with the Office of Housing and the developer (not yet selected).

The three planned **Field Conversions** are also impacted by the REET alignments. In the case of athletic field replacements, the small realignment from 2025 to 2026 is not expected to have significant impacts. Magnuson and Queen Anne are not currently planned until the latter half of the six-year CIP cycle, and the department anticipates both projects needing additional funding for both projects. Finally, these changes will delay the conversion of Soundview Playfield to synthetic turf by one year.

There are several changes to the funding for the two **Discrete Projects** including Carkeek Bridge Replacement and Gas Works Remediation.

- Changes to the Carkeek Bridge project budget reflect the actual project timeline given long timelines for BNSF and shoreline permitting. SPR and SDOT continue to monitor the bridge for safety issues and if it is determined that the bridge is unsafe for use, the bridge will be closed.
- The in-water remediation work required at Gas Works Park is now likely to start in 2027. As such, the department has added an additional approximately \$4 million to the outyear appropriations for the project. This change required a rebalancing of outyear funding, shifting funding away from other SPR priorities.

## Seattle Parks and Recreation

CIP Project Categories and Projects	2023	2024	2025	2026	2027	2028	2029
<b>Major Maintenance</b>							
Major Maintenance	(2,000,000)	(1,019,029)	(1,527,790)	6,023	1,595,005	425,498	(1,000,000)
Magnuson Major Maintenance					(400,000)	416,000	
Zoo Major Maintenance		219,029	227,790	236,902	246,377	256,233	
<b>Community Centers</b>							
Community Center Rehab & Development	(3,000,000)	-	(4,571,200)	547,459	2,678,618	5,422,778	
Lake City Community Center Renovation	(5,500,000)		2,163,200	3,937,024			
<b>Athletic Fields</b>							
Athletic Field Replacements	-		(300,000)	312,000		2,440,000	
Magnuson Athletic Field 12 Conversion						519,745	
Queen Anne Athletic Field Conversion						519,746	
Soundview Athletic Field Conversion	-	(5,000,000)	5,200,000				
<b>Ongoing Maintenance Programs</b>							
Utility Conservation Program	-	(150,000)	(150,000)				
Irrigation Replacement Program	-	(250,000)	-	-	-	-	
Pavement Restoration Program	-	(100,000)	(10,000)	-	-	-	
Green Seattle Partnership			(500,000)				
Play Area Renovations	-	(200,000)	104,000	108,160			
<b>Discrete Projects</b>							
Carkeek Park Bridge Replacement	(3,000,000)		2,704,000	562,432			
Gas Works Park Remediation	-	-	(340,000)	(710,000)	680,000	2,200,000	1,000,000
<b>REET Target (Incremental)</b>	<b>(13,500,000)</b>	<b>(6,500,000)</b>	<b>3,000,000</b>	<b>5,000,000</b>	<b>4,800,000</b>	<b>12,200,000</b>	<b>-</b>

### Other Changes

The 2024-2029 Proposed CIP includes other technical and/or budget neutral adjustments including aligning debt service payments with the actual debt service schedule.

### CIP Revenue Sources

Funds for the development of the system and for ongoing asset management come from a variety of sources. The two largest funding sources for Park's capital work are typically the Park District and REET. The majority of the remaining funding comes from Community Development Block Grants, the Central Waterfront Improvement Fund, King County, and General Fund to pay debt service. Other funding includes the 2008 Parks and Green Spaces Levy, and other special fund sources, grants, and private donations.

#### Seattle Park District

On August 5, 2014 voters in the city of Seattle approved Proposition 1 which created the Seattle Park District. A park district, also called a metropolitan park district, collects property taxes to fund parks and recreation services including park and facility maintenance, recreation facilities and programs, land acquisition, park improvements, and new park development on previously acquired sites. As an ongoing funding source, Seattle Park District property taxes provide more stable funding than time-limited levies allowing SPR to more effectively plan and schedule investments and provide some flexibility when emergencies arise.

#### Real Estate Excise Taxes (REET)

REET funding is used for asset preservation purposes, including ongoing major maintenance of existing assets and new parks or facilities. Funding has historically fluctuated significantly from year to year depending on changing forecasts and citywide priorities, and SPR tries to prioritize annual allocations on sustaining ongoing programs and investing in assets with the greatest need using an equity lens where possible. Examples of major maintenance programs supported fully or partially by REET depending on annual funding levels include small

irrigation upgrades, trail maintenance, athletic field turf maintenance and improvements, paving restoration, landscape and forest restoration, and others.

### 2008 Parks and Green Spaces Levy

The 2008 Parks and Green Spaces Levy was a six-year \$145.5 million levy intended to acquire, develop, or restore, existing or new, parks, recreation facilities, cultural facilities, green spaces, playfields, trails, community gardens, and shoreline areas. This levy ended in 2014 but continues to collect revenues on delinquent property taxes. The capital budget does not include any new appropriations of levy funds, and SPR continues to spend down existing appropriations. Remaining appropriation of approximately \$6.6 million includes earmarks for acquisitions and various renovation projects currently underway or near close out.

### **Summary of Upcoming Budget Issues and Challenges**

#### Escalation and Associated Uncertainty

Like other City departments with significant capital project portfolios, SPR is experiencing unprecedented cost increases stemming from post pandemic economic conditions. Costs for building materials remain escalated due to manufacturing issues, supply chain delays, and raw material shortages. Over the course of 2022, construction costs increased by 6.7% nationally and 4.9% in Seattle, which continues to impact SPR's capital project costs. The department contains costs mostly through the reallocation of savings for completed projects to the extent possible, and through scope and scale changes as needed.

#### ADA Barrier Removal Schedule

Addressing identified access issues in alignment with the ADA Barrier Removal Schedule (BRS) coupled with SPR's ongoing ADA work exceeds funding available. Based on a conceptual level planning estimate, SPR will need approximately 28 years at the currently planned funding levels to address all of the current BRS-identified barriers; this only addresses the BRS issues, not the total ADA needs across the entire parks and recreation system. The investments towards ADA outlined in the new Park District Cycle reduces the timeline from approximately 48 years to 28 years, which is a significant achievement, but much work remains.

#### Building Electrification

Executive Order 2021-09 directed OSE and all relevant capital departments (including SPR) to complete the Municipal Building Electrification Strategy by December 2022, "to plan for all municipal buildings to operate without fossil fuel systems and appliances no later than 2035." Even with a significant new investment in this work from the Park District, PET, and bond funding, SPR's inventory of 65 buildings that remain heated by fossil fuels (including 10 pools) will take more time and resources to fully convert to alternative methods of heating and cooling.

#### Gas Works Park

As part of the annual budget process, the Department updates cost estimates for the remediation work at Gas Work Park based on the ongoing mitigation of the park. The City, Puget Sound Energy (PSE), and the Department of Ecology are responsible for the cleanup of hazardous substances to both the uplands region of the park as well as in water sedimentation, which is coordinated by SPU. The upland work has been complete, and the water remediation is now estimated to begin in 2027.

Specifically, the sediment cleanup is now estimated to start in the fall of 2027, occurring in two in water seasons in 2027/2028 and 2028/2029. Clean up costs are split among the agencies, and SPR's share is expected to cost an estimated \$8 million (2024-2029).

### Aquarium Renovation and Expansion

The Ocean Pavilion is currently under construction and is being constructed in four phases in close coordination with the City of Seattle's Office of the Waterfront and the Overlook Walk and East West Connections project. Successfully delivering the projects will allow the new Central Waterfront to open to the public in 2024. To maintain schedule efficiency and mitigate additional cost escalation given COVID-19 global pandemic impacts, the Seattle Aquarium Society (SEAS) requested modifications to the Ocean Pavilion funding agreement and the existing Operations and Management Agreement between SPR and SEAS.

In 2023, SEAS and the City agreed to further OMA amendments that offered SEAS the ability to seek private financing of up to \$67 million to complete the project. To accommodate this arrangement, SEAS requested that the current term of the Operations and Management Agreement (OMA) between the City and SEAS be extended by 10 years along with other modifications. This arrangement was approved by the City Council in August 2023. Construction continues on the project. While SPR is not anticipating any direct budget impacts for 2024, the OMA may be amended or renegotiated at a future date to address various terms and conditions including the new Ocean Pavilion which may involve additional funding support in a future budget process.

### 8th and Mercer Community Center Development

<b>Project No:</b>	MC-PR-41078	<b>BSL Code:</b>	BC-PR-40000
<b>Project Type:</b>	Discrete	<b>BSL Name:</b>	Fix It First
<b>Project Category:</b>	New Investment	<b>Location:</b>	Mercer St. and 8th Ave N
<b>Current Project Stage:</b>	Stage 1 - Pre-Project Development	<b>Council District:</b>	Council District 7
<b>Start/End Date:</b>		<b>Neighborhood District:</b>	
<b>Total Project Cost Range:</b>	14,200 - 21,300	<b>Urban Village:</b>	South Lake Union

This project will plan, design, and construct a new Community Center at Mercer St. and 8th Ave North. This project was approved by City Council as a public benefit in the sale of City-owned property at that location. The developer provides the space (25-year lease with up to 15 additional years through two options) with the City responsible for tenant improvements (estimated at ~\$17 million) and an ongoing commitment to operate the facility.

Resources	LTD Actuals	2023 Revised	2024	2025	2026	2027	2028	2029	Total
LTGO Bond Proceeds	-	-	-	17,000	-	-	-	-	17,000
Seattle Park District Revenues	-	-	750	-	-	-	-	-	750
<b>Total:</b>	-	-	<b>750</b>	<b>17,000</b>	-	-	-	-	<b>17,750</b>
Fund Appropriations / Allocations *	LTD Actuals	2023 Revised	2024	2025	2026	2027	2028	2029	Total
2025 Multipurpose LTGO Bond Fund	-	-	-	17,000	-	-	-	-	17,000
Seattle Park District Fund	-	-	750	-	-	-	-	-	750
<b>Total:</b>	-	-	<b>750</b>	<b>17,000</b>	-	-	-	-	<b>17,750</b>

**Financial Planning Strategy:** This is an early planning estimate; total project cost will be determined once the project is baselined at 30% design.

**O&M Impacts:**

\* Funds are appropriated through the Adopted Budget at the Budget Summary Level. All Amounts shown above are in thousands of dollars



### Activating and Connecting to Greenways

<b>Project No:</b>	MC-PR-21004	<b>BSL Code:</b>	BC-PR-20000
<b>Project Type:</b>	Ongoing	<b>BSL Name:</b>	Building For The Future
<b>Project Category:</b>	Improved Facility	<b>Location:</b>	Citywide
<b>Current Project Stage:</b>	N/A	<b>Council District:</b>	Multiple
<b>Start/End Date:</b>	N/A	<b>Neighborhood District:</b>	Multiple
<b>Total Project Cost:</b>	N/A	<b>Urban Village:</b>	Multiple

This ongoing project develops safe, inviting connections between parks and greenways which are residential streets that are dedicated connectors for pedestrians, cyclists, and other non-motorized travel, as identified in the Bicycle and Pedestrian Master Plan documents. Typical improvements include crosswalks, benches, greenway park entrance improvements, non-motorized paths and loops within parks, and related work. Parks will work with the Seattle Department of Transportation (SDOT) to activate and enhance connection points between parks. This project improves safety and access to and from the parks, encourages partnerships with neighborhood and community groups, business, and other stakeholders.

<b>Resources</b>	<b>LTD Actuals</b>	<b>2023 Revised</b>	<b>2024</b>	<b>2025</b>	<b>2026</b>	<b>2027</b>	<b>2028</b>	<b>2029</b>	<b>Total</b>
Seattle Park District Revenues	1,088	372	251	261	271	282	293	305	3,124
<b>Total:</b>	<b>1,088</b>	<b>372</b>	<b>251</b>	<b>261</b>	<b>271</b>	<b>282</b>	<b>293</b>	<b>305</b>	<b>3,124</b>
<b>Fund Appropriations / Allocations *</b>	<b>LTD Actuals</b>	<b>2023 Revised</b>	<b>2024</b>	<b>2025</b>	<b>2026</b>	<b>2027</b>	<b>2028</b>	<b>2029</b>	<b>Total</b>
Seattle Park District Fund	1,088	372	251	261	271	282	293	305	3,124
<b>Total:</b>	<b>1,088</b>	<b>372</b>	<b>251</b>	<b>261</b>	<b>271</b>	<b>282</b>	<b>293</b>	<b>305</b>	<b>3,124</b>

O&M Impacts: NA

\* Funds are appropriated through the Adopted Budget at the Budget Summary Level. All Amounts shown above are in thousands of dollars

**ADA Compliance - Parks**

<b>Project No:</b>	MC-PR-41031	<b>BSL Code:</b>	BC-PR-40000
<b>Project Type:</b>	Ongoing	<b>BSL Name:</b>	Fix It First
<b>Project Category:</b>	Rehabilitation or Restoration	<b>Location:</b>	Citywide
<b>Current Project Stage:</b>	N/A	<b>Council District:</b>	Multiple
<b>Start/End Date:</b>	N/A	<b>Neighborhood District:</b>	Multiple
<b>Total Project Cost:</b>	N/A	<b>Urban Village:</b>	Multiple

This project provides for accessibility improvements for people of all abilities at a number of parks facilities. Work is prioritized based on a combination of factors including the Citywide Barrier Removal Schedule, parks and facilities with the greatest amount of programming, and race and social equity. Examples of work consist of creating accessible parking and routes to activity areas, adjustments to signage, door closures, restroom fixtures, and other related work. This program is critical for providing access to Seattle Parks and Recreation facilities, parks, and programming to users of all abilities.

<b>Resources</b>	<b>LTD Actuals</b>	<b>2023 Revised</b>	<b>2024</b>	<b>2025</b>	<b>2026</b>	<b>2027</b>	<b>2028</b>	<b>2029</b>	<b>Total</b>
Federal ARRA Funds: FHWA Highway Infrastructure Investment	-	-	-	-	-	-	-	-	-
Federal Community Development Block Grant	840	(3)	-	-	-	-	-	-	837
Federal Grant Funds	697	-	-	-	-	-	-	-	697
Real Estate Excise Tax I	7,013	6,633	-	-	-	-	-	-	13,646
Real Estate Excise Tax II	2,884	1,649	500	2,270	3,230	2,000	2,000	2,000	16,533
Seattle Park District Revenues	-	1,350	1,404	1,460	1,518	1,579	1,642	1,708	10,661
Use of Fund Balance	-	3	-	-	-	-	-	-	3
<b>Total:</b>	<b>11,433</b>	<b>9,632</b>	<b>1,904</b>	<b>3,730</b>	<b>4,748</b>	<b>3,579</b>	<b>3,642</b>	<b>3,708</b>	<b>42,377</b>
<b>Fund Appropriations / Allocations *</b>	<b>LTD Actuals</b>	<b>2023 Revised</b>	<b>2024</b>	<b>2025</b>	<b>2026</b>	<b>2027</b>	<b>2028</b>	<b>2029</b>	<b>Total</b>
Park And Recreation Fund	1,537	-	-	-	-	-	-	-	1,537
REET I Capital Fund	7,013	6,633	-	-	-	-	-	-	13,646
REET II Capital Fund	2,884	1,649	500	2,270	3,230	2,000	2,000	2,000	16,533
Seattle Park District Fund	-	1,350	1,404	1,460	1,518	1,579	1,642	1,708	10,661
<b>Total:</b>	<b>11,433</b>	<b>9,632</b>	<b>1,904</b>	<b>3,730</b>	<b>4,748</b>	<b>3,579</b>	<b>3,642</b>	<b>3,708</b>	<b>42,377</b>

O&M Impacts: NA

\* Funds are appropriated through the Adopted Budget at the Budget Summary Level. All Amounts shown above are in thousands of dollars

### Amy Yee Tennis Center Renovation

<b>Project No:</b>	MC-PR-41076	<b>BSL Code:</b>	BC-PR-40000
<b>Project Type:</b>	Discrete	<b>BSL Name:</b>	Fix It First
<b>Project Category:</b>	Rehabilitation or Restoration	<b>Location:</b>	2000 Martin Luther King Jr. Way, S.
<b>Current Project Stage:</b>	Stage 1 - Pre-Project Development	<b>Council District:</b>	Council District 3
<b>Start/End Date:</b>		<b>Neighborhood District:</b>	
<b>Total Project Cost Range:</b>	8,000 - 12,000	<b>Urban Village:</b>	North Rainier

This project provides building envelope and structural upgrades to stabilize Amy Yee Tennis Center. Examples of work includes re-roofing, insulation, structural upgrades, and addressing the building water penetration from the hillside. New court heating and ventilation and lighting replacement would also be implemented if budget allows, in addition to other interior renovations as identified in in the 2019 feasibility study. These improvements would greatly improve the playing experience at the center and reduce the risk of additional deferred maintenance caused by the current roof and walls which have a number of known active leaks.

Resources	LTD Actuals	2023 Revised	2024	2025	2026	2027	2028	2029	Total
Seattle Park District Revenues	-	4,000	-	6,000	-	-	-	-	10,000
<b>Total:</b>	-	<b>4,000</b>	-	<b>6,000</b>	-	-	-	-	<b>10,000</b>
Fund Appropriations / Allocations *	LTD Actuals	2023 Revised	2024	2025	2026	2027	2028	2029	Total
Seattle Park District Fund	-	4,000	-	6,000	-	-	-	-	10,000
<b>Total:</b>	-	<b>4,000</b>	-	<b>6,000</b>	-	-	-	-	<b>10,000</b>

**Financial Planning Strategy:** This is an early planning estimate; total project cost will be determined once the project is baselined at 30% design.

**O&M Impacts:**

\* Funds are appropriated through the Adopted Budget at the Budget Summary Level. All Amounts shown above are in thousands of dollars

**Aquarium - Pier 59 Piling Replacement and Aquarium Redevelopment Debt Service**

<b>Project No:</b>	MC-PR-31002	<b>BSL Code:</b>	BC-PR-30000
<b>Project Type:</b>	Debt Service	<b>BSL Name:</b>	Debt and Special Funding
<b>Project Category:</b>	Rehabilitation or Restoration	<b>Location:</b>	1483 Alaskan Wy
<b>Current Project Stage:</b>	N/A	<b>Council District:</b>	Council District 7
<b>Start/End Date:</b>	2005 - 2025	<b>Neighborhood District:</b>	Downtown
<b>Total Project Cost:</b>	\$36,979	<b>Urban Village:</b>	Downtown

This project supports debt service payments on 20-year Limited Tax General Obligation (LTGO) bonds that were issued in 2005 to pay for the replacement of the entire pier piling system of Pier 59, interior infrastructure improvements, and development of portions of the Aquarium by the Seattle Aquarium Society. The pier and Aquarium work was part of an overall plan to repair and redevelop the Aquarium and the Central Waterfront area, and to construct a new Aquarium entrance, exhibits, and visitor services on a portion of the pier. This work enhanced and extended the useful life of Pier 59 and the Aquarium.

<b>Resources</b>	<b>LTD Actuals</b>	<b>2023 Revised</b>	<b>2024</b>	<b>2025</b>	<b>2026</b>	<b>2027</b>	<b>2028</b>	<b>2029</b>	<b>Total</b>
Private Funding/Donations	7,907	173	162	166	-	-	-	-	8,408
Real Estate Excise Tax I	1,747	-	-	-	-	-	-	-	1,747
Real Estate Excise Tax II	22,309	1,482	1,487	1,485	-	-	-	-	26,763
<b>Total:</b>	<b>31,962</b>	<b>1,655</b>	<b>1,649</b>	<b>1,652</b>	<b>-</b>	<b>-</b>	<b>-</b>	<b>-</b>	<b>36,918</b>
<b>Fund Appropriations / Allocations *</b>	<b>LTD Actuals</b>	<b>2023 Revised</b>	<b>2024</b>	<b>2025</b>	<b>2026</b>	<b>2027</b>	<b>2028</b>	<b>2029</b>	<b>Total</b>
Park And Recreation Fund	1,214	173	162	166	-	-	-	-	1,715
REET I Capital Fund	1,747	-	-	-	-	-	-	-	1,747
REET II Capital Fund	22,309	1,482	1,487	1,485	-	-	-	-	26,763
Unrestricted Cumulative Reserve Fund	6,693	-	-	-	-	-	-	-	6,693
<b>Total:</b>	<b>31,962</b>	<b>1,655</b>	<b>1,649</b>	<b>1,652</b>	<b>-</b>	<b>-</b>	<b>-</b>	<b>-</b>	<b>36,918</b>

O&M Impacts: NA

\* Funds are appropriated through the Adopted Budget at the Budget Summary Level. All Amounts shown above are in thousands of dollars

### Aquarium Expansion

<b>Project No:</b>	MC-PR-21006	<b>BSL Code:</b>	BC-PR-20000
<b>Project Type:</b>	Discrete	<b>BSL Name:</b>	Building For The Future
<b>Project Category:</b>	Rehabilitation or Restoration	<b>Location:</b>	1483 Alaskan WAY
<b>Current Project Stage:</b>	Stage 5 - Construction	<b>Council District:</b>	Council District 7
<b>Start/End Date:</b>	2015 - 2024	<b>Neighborhood District:</b>	Downtown
<b>Total Project Cost:</b>	\$54,040	<b>Urban Village:</b>	Downtown

The Seattle Aquarium is owned by Seattle Parks and Recreation and operated by the non-profit Seattle Aquarium Society (SEAS). SEAS is planning a major expansion to the Aquarium's existing footprint to add new programming and visitor capacity. This project will provide a new Ocean Pavilion that will integrate with improvements made by The Office of the Waterfront along the Central Waterfront. SEAS also intends to make improvements to piers 59 and 60 to improve exhibit space and operations efficiency. Design and construction of the project is led by SEAS and coordinated with City investments by the Parks Department and Office of the Waterfront. This project is part of the overall waterfront improvement program and appropriates City matching funds for SEAS' project. The City provided \$34 million to SEAS for design and construction through a funding agreement authorized by City Council in 2019. In 2022 and 2023, the City and SEAS amended the Funding Agreement and the Operations and Management Agreement to include an additional \$20 million in Ocean Pavilion funding.

<b>Resources</b>	<b>LTD Actuals</b>	<b>2023 Revised</b>	<b>2024</b>	<b>2025</b>	<b>2026</b>	<b>2027</b>	<b>2028</b>	<b>2029</b>	<b>Total</b>
LTGO Bond Proceeds	20,975	4,000	-	-	-	-	-	-	24,975
Real Estate Excise Tax I	4,625	-	-	-	-	-	-	-	4,625
Real Estate Excise Tax II	4,440	-	-	-	-	-	-	-	4,440
Seattle Aquarium Society Funding	13,174	6,826	-	-	-	-	-	-	20,000
<b>Total:</b>	<b>43,215</b>	<b>10,826</b>	<b>-</b>	<b>-</b>	<b>-</b>	<b>-</b>	<b>-</b>	<b>-</b>	<b>54,040</b>
<b>Fund Appropriations / Allocations *</b>	<b>LTD Actuals</b>	<b>2023 Revised</b>	<b>2024</b>	<b>2025</b>	<b>2026</b>	<b>2027</b>	<b>2028</b>	<b>2029</b>	<b>Total</b>
2021 Taxable LTGO Bond Fund	9,000	-	-	-	-	-	-	-	9,000
2022 Multipurpose LTGO Bond Fund	11,975	-	-	-	-	-	-	-	11,975
2023 Multipurpose LTGO Bond Fund	13,174	10,826	-	-	-	-	-	-	24,000
REET I Capital Fund	4,625	-	-	-	-	-	-	-	4,625
REET II Capital Fund	4,440	-	-	-	-	-	-	-	4,440
<b>Total:</b>	<b>43,215</b>	<b>10,826</b>	<b>-</b>	<b>-</b>	<b>-</b>	<b>-</b>	<b>-</b>	<b>-</b>	<b>54,040</b>

O&M Impacts: NA

\* Funds are appropriated through the Adopted Budget at the Budget Summary Level. All Amounts shown above are in thousands of dollars

### Aquarium Expansion - Debt Service

<b>Project No:</b>	MC-PR-31009	<b>BSL Code:</b>	BC-PR-30000
<b>Project Type:</b>	Ongoing	<b>BSL Name:</b>	Debt and Special Funding
<b>Project Category:</b>	New Facility	<b>Location:</b>	1483 Alaskan Way
<b>Current Project Stage:</b>	N/A	<b>Council District:</b>	Council District 7
<b>Start/End Date:</b>	2020 - 2043	<b>Neighborhood District:</b>	Downtown
<b>Total Project Cost:</b>	N/A	<b>Urban Village:</b>	Downtown

The Seattle Aquarium is owned by Seattle Parks and Recreation and operated by the non-profit Seattle Aquarium Society (SEAS). SEAS is planning a major expansion to the Aquarium's existing footprint to add new programming and visitor capacity. This project supports debt service payments on 20-year Limited Tax General Obligation (LTGO) bonds to pay for the Aquarium Expansion project (MC-PR-21006). The Aquarium Expansion project is part of the overall plan to repair and redevelop the Aquarium and the Central Waterfront area.

Resources	LTD Actuals	2023 Revised	2024	2025	2026	2027	2028	2029	Total
Park and Recreation Fund	-	426	-	-	-	-	-	-	426
Real Estate Excise Tax I	780	1,449	1,665	1,671	1,671	1,675	1,674	1,671	12,257
<b>Total:</b>	<b>780</b>	<b>1,875</b>	<b>1,665</b>	<b>1,671</b>	<b>1,671</b>	<b>1,675</b>	<b>1,674</b>	<b>1,671</b>	<b>12,682</b>
Fund Appropriations / Allocations *	LTD Actuals	2023 Revised	2024	2025	2026	2027	2028	2029	Total
Park And Recreation Fund	-	426	-	-	-	-	-	-	426
REET I Capital Fund	780	1,449	1,665	1,671	1,671	1,675	1,674	1,671	12,257
<b>Total:</b>	<b>780</b>	<b>1,875</b>	<b>1,665</b>	<b>1,671</b>	<b>1,671</b>	<b>1,675</b>	<b>1,674</b>	<b>1,671</b>	<b>12,682</b>

O&M Impacts: NA

\* Funds are appropriated through the Adopted Budget at the Budget Summary Level. All Amounts shown above are in thousands of dollars

### Aquarium Major Maintenance

<b>Project No:</b>	MC-PR-41004	<b>BSL Code:</b>	BC-PR-40000
<b>Project Type:</b>	Ongoing	<b>BSL Name:</b>	Fix It First
<b>Project Category:</b>	Rehabilitation or Restoration	<b>Location:</b>	1483 Alaskan WAY
<b>Current Project Stage:</b>	N/A	<b>Council District:</b>	Council District 7
<b>Start/End Date:</b>	N/A	<b>Neighborhood District:</b>	Downtown
<b>Total Project Cost:</b>	N/A	<b>Urban Village:</b>	Downtown

This ongoing project provides funds for major maintenance at the Aquarium and other related items. Typical projects include seawater pump replacement, tank repairs, energy efficient systems upgrades, exterior decking repairs, Americans with Disabilities (ADA) access improvements, roofing and seismic upgrades, and related work. The facility was constructed in 1980, and a partial addition was installed on Pier 59 portion of the building in 2006. Due to the harsh saltwater environment, Aquarium facilities have a shorter lifespan than similar facilities not located over saltwater. The individual projects will address health and safety codes, extend the life of the asset, improve access for all, reduce energy costs, and improve the overall Aquarium experience for the public.

Resources	LTD Actuals	2023 Revised	2024	2025	2026	2027	2028	2029	Total
Seattle Park District Revenues	5,024	1,756	1,355	1,409	1,465	1,524	1,585	1,648	15,765
<b>Total:</b>	<b>5,024</b>	<b>1,756</b>	<b>1,355</b>	<b>1,409</b>	<b>1,465</b>	<b>1,524</b>	<b>1,585</b>	<b>1,648</b>	<b>15,765</b>
Fund Appropriations / Allocations *	LTD Actuals	2023 Revised	2024	2025	2026	2027	2028	2029	Total
Seattle Park District Fund	5,024	1,756	1,355	1,409	1,465	1,524	1,585	1,648	15,765
<b>Total:</b>	<b>5,024</b>	<b>1,756</b>	<b>1,355</b>	<b>1,409</b>	<b>1,465</b>	<b>1,524</b>	<b>1,585</b>	<b>1,648</b>	<b>15,765</b>

O&M Impacts: NA

\* Funds are appropriated through the Adopted Budget at the Budget Summary Level. All Amounts shown above are in thousands of dollars

### Arboretum North Entry Mitigation

<b>Project No:</b>	MC-PR-61004	<b>BSL Code:</b>	BC-PR-60000
<b>Project Type:</b>	Ongoing	<b>BSL Name:</b>	SR520 Mitigation
<b>Project Category:</b>	Rehabilitation or Restoration	<b>Location:</b>	
<b>Current Project Stage:</b>	N/A	<b>Council District:</b>	Council District 3
<b>Start/End Date:</b>	N/A	<b>Neighborhood District:</b>	
<b>Total Project Cost:</b>	N/A	<b>Urban Village:</b>	Not in an Urban Village

This ongoing project provides funding for new park development of the WSDOT Peninsula. This project is funded from a settlement agreement (GCB 3564) with the Washington State Department of Transportation (WSDOT), which authorizes the City to complete real property transactions and accepts the mitigation contribution toward the Arboretum North Entry Project, such settlement agreement facilitating WSDOT acquiring the required property rights for bidding the SR 520 Portage Bay Bridge Roanoke Lid Project in 2023. This project develops a park at the WSDOT Peninsula (the site of WSDOT's current SR520 field office), including realigning lake Washington Blvd., extending the multi-use trail to the Montlake Lid, and daylighting arboretum creek along with the associated pedestrian/vehicular bridges. The majority of the project will be implemented after WSDOT completes its work, 12/31/2031.

Resources	LTD Actuals	2023 Revised	2024	2025	2026	2027	2028	2029	Total
King County Funds	-	700	-	-	-	-	-	-	700
Use of Fund Balance	-	3,000	-	-	-	7,000	12,248	-	22,248
<b>Total:</b>	-	<b>3,700</b>	-	-	-	<b>7,000</b>	<b>12,248</b>	-	<b>22,948</b>
Fund Appropriations / Allocations *	LTD Actuals	2023 Revised	2024	2025	2026	2027	2028	2029	Total
Park Mitigation & Remediation	-	3,700	-	-	-	7,000	12,248	-	22,948
<b>Total:</b>	-	<b>3,700</b>	-	-	-	<b>7,000</b>	<b>12,248</b>	-	<b>22,948</b>

**O&M Impacts:**

\* Funds are appropriated through the Adopted Budget at the Budget Summary Level. All Amounts shown above are in thousands of dollars



### Arboretum Waterfront Trail Renovation

<b>Project No:</b>	MC-PR-61003	<b>BSL Code:</b>	BC-PR-60000
<b>Project Type:</b>	Discrete	<b>BSL Name:</b>	SR520 Mitigation
<b>Project Category:</b>	Improved Facility	<b>Location:</b>	2300 Arboretum DR E
<b>Current Project Stage:</b>	Stage 3 - Design	<b>Council District:</b>	Council District 3
<b>Start/End Date:</b>	2014 - 2025	<b>Neighborhood District:</b>	East District
<b>Total Project Cost:</b>	\$1,675	<b>Urban Village:</b>	Not in an Urban Village

This project renovates the portion of the trail from the former MOHAI parking lot to the western edge of Foster Island. Project elements include upland and wetland restoration, invasive species removal, native plant re-vegetation, and related repairs. This restoration will improve the health of the ecosystem and provide a more enjoyable pedestrian and bicycling experience.

Resources	LTD Actuals	2023 Revised	2024	2025	2026	2027	2028	2029	Total
State Grant Funds	8	847	-	-	-	-	-	-	855
State Interlocal Revenues	468	8	-	-	-	-	-	-	476
Use of Fund Balance	18	326	-	-	-	-	-	-	344
<b>Total:</b>	<b>494</b>	<b>1,181</b>	<b>-</b>	<b>-</b>	<b>-</b>	<b>-</b>	<b>-</b>	<b>-</b>	<b>1,675</b>
Fund Appropriations / Allocations *	LTD Actuals	2023 Revised	2024	2025	2026	2027	2028	2029	Total
Park Mitigation & Remediation	494	1,181	-	-	-	-	-	-	1,675
<b>Total:</b>	<b>494</b>	<b>1,181</b>	<b>-</b>	<b>-</b>	<b>-</b>	<b>-</b>	<b>-</b>	<b>-</b>	<b>1,675</b>

**O&M Impacts:** NA

\* Funds are appropriated through the Adopted Budget at the Budget Summary Level. All Amounts shown above are in thousands of dollars

### Athletic Field Improvements

<b>Project No:</b>	MC-PR-21009	<b>BSL Code:</b>	BC-PR-20000
<b>Project Type:</b>	Ongoing	<b>BSL Name:</b>	Building For The Future
<b>Project Category:</b>	Improved Facility	<b>Location:</b>	Various
<b>Current Project Stage:</b>	N/A	<b>Council District:</b>	Multiple
<b>Start/End Date:</b>	N/A	<b>Neighborhood District:</b>	Multiple
<b>Total Project Cost:</b>	N/A	<b>Urban Village:</b>	Multiple

This project is an ongoing program designed to make small playability improvements at Seattle Athletic Fields. Funding for these improvements is provided by various sources, when available.

Resources	LTD Actuals	2023 Revised	2024	2025	2026	2027	2028	2029	Total
Athletic Field Revenues	714	34	-	-	-	-	-	-	748
Miscellaneous Grants or Donations	-	200	-	-	-	-	-	-	200
Real Estate Excise Tax II	2,827	-	-	-	-	-	-	-	2,827
<b>Total:</b>	<b>3,541</b>	<b>234</b>	-	-	-	-	-	-	<b>3,775</b>
Fund Appropriations / Allocations *	LTD Actuals	2023 Revised	2024	2025	2026	2027	2028	2029	Total
Park And Recreation Fund	714	234	-	-	-	-	-	-	948
REET II Capital Fund	2,827	-	-	-	-	-	-	-	2,827
<b>Total:</b>	<b>3,541</b>	<b>234</b>	-	-	-	-	-	-	<b>3,775</b>

O&M Impacts: NA

\* Funds are appropriated through the Adopted Budget at the Budget Summary Level. All Amounts shown above are in thousands of dollars

### Athletic Field Replacements

<b>Project No:</b>	MC-PR-41070	<b>BSL Code:</b>	BC-PR-40000
<b>Project Type:</b>	Ongoing	<b>BSL Name:</b>	Fix It First
<b>Project Category:</b>	Rehabilitation or Restoration	<b>Location:</b>	N/A
<b>Current Project Stage:</b>	N/A	<b>Council District:</b>	Multiple
<b>Start/End Date:</b>	N/A	<b>Neighborhood District:</b>	Multiple
<b>Total Project Cost:</b>	N/A	<b>Urban Village:</b>	Multiple

This program replaces field surfacing systems for fields at the end of their lifecycle. These replacements may include replacement or addition of natural turf, fiber carpets, drainage features, infill material, shock attenuation layers or related features and allow the continued safe and playable use and scheduling of playfields for sports and other activities.

Resources	LTD Actuals	2023 Revised	2024	2025	2026	2027	2028	2029	Total
Real Estate Excise Tax I	798	3,806	-	-	-	-	-	-	4,605
Real Estate Excise Tax II	4,834	2,829	-	347	3,259	-	2,440	-	13,709
<b>Total:</b>	<b>5,632</b>	<b>6,635</b>	<b>-</b>	<b>347</b>	<b>3,259</b>	<b>-</b>	<b>2,440</b>	<b>-</b>	<b>18,313</b>
Fund Appropriations / Allocations *	LTD Actuals	2023 Revised	2024	2025	2026	2027	2028	2029	Total
REET I Capital Fund	798	3,806	-	-	-	-	-	-	4,605
REET II Capital Fund	4,834	2,829	-	347	3,259	-	2,440	-	13,709
<b>Total:</b>	<b>5,632</b>	<b>6,635</b>	<b>-</b>	<b>347</b>	<b>3,259</b>	<b>-</b>	<b>2,440</b>	<b>-</b>	<b>18,313</b>

O&M Impacts: NA

\* Funds are appropriated through the Adopted Budget at the Budget Summary Level. All Amounts shown above are in thousands of dollars

### Ballard Commons Park Improvements and Playground Development

<b>Project No:</b>	MC-PR-21016	<b>BSL Code:</b>	BC-PR-20000
<b>Project Type:</b>	Discrete	<b>BSL Name:</b>	Building For The Future
<b>Project Category:</b>	Improved Facility	<b>Location:</b>	5701 22nd Ave NW
<b>Current Project Stage:</b>	Stage 3 - Design	<b>Council District:</b>	Council District 6
<b>Start/End Date:</b>		<b>Neighborhood District:</b>	Ballard
<b>Total Project Cost:</b>	\$1,000	<b>Urban Village:</b>	Ballard

As part of City Councils' review of the 2022 proposed budget, \$1,000,000 was added to Seattle Parks and Recreation (SPR) for the development of a new playground at Ballard Commons Park and to conduct needed remediation to the park due to overuse during the pandemic.

Resources	LTD Actuals	2023 Revised	2024	2025	2026	2027	2028	2029	Total
Real Estate Excise Tax I	92	908	-	-	-	-	-	-	1,000
<b>Total:</b>	<b>92</b>	<b>908</b>	<b>-</b>	<b>-</b>	<b>-</b>	<b>-</b>	<b>-</b>	<b>-</b>	<b>1,000</b>
Fund Appropriations / Allocations *	LTD Actuals	2023 Revised	2024	2025	2026	2027	2028	2029	Total
REET I Capital Fund	92	908	-	-	-	-	-	-	1,000
<b>Total:</b>	<b>92</b>	<b>908</b>	<b>-</b>	<b>-</b>	<b>-</b>	<b>-</b>	<b>-</b>	<b>-</b>	<b>1,000</b>

O&M Impacts:

\* Funds are appropriated through the Adopted Budget at the Budget Summary Level. All Amounts shown above are in thousands of dollars

### Beach Restoration Program

<b>Project No:</b>	MC-PR-41006	<b>BSL Code:</b>	BC-PR-40000
<b>Project Type:</b>	Ongoing	<b>BSL Name:</b>	Fix It First
<b>Project Category:</b>	Rehabilitation or Restoration	<b>Location:</b>	Citywide
<b>Current Project Stage:</b>	N/A	<b>Council District:</b>	Multiple
<b>Start/End Date:</b>	N/A	<b>Neighborhood District:</b>	Multiple
<b>Total Project Cost:</b>	N/A	<b>Urban Village:</b>	Not in an Urban Village

This ongoing project provides for periodic beach renourishment and related work at selected sites throughout the City. Work includes, but is not limited to, laying sand and gravel to replenish beaches that have eroded in recent years and to improve substrate for juvenile salmon habitat. This project supports the Restore Our Waters Strategy to improve Seattle's aquatic environments. Note: this Master Project is not funded in the future CIP; however this ongoing work will continue in future years to be fund out of the Major Maintenance Backlog & Asset Management Master Project.

Resources	LTD Actuals	2023 Revised	2024	2025	2026	2027	2028	2029	Total
King County Funds	1,457	64	-	-	-	-	-	-	1,521
Private Funding/Donations	10	783	-	-	-	-	-	-	794
Real Estate Excise Tax I	14	568	-	-	-	-	-	-	582
State Grant Funds	721	464	-	-	-	-	-	-	1,185
Use of Fund Balance	(21)	21	-	-	-	-	-	-	-
<b>Total:</b>	<b>2,181</b>	<b>1,901</b>	<b>-</b>	<b>-</b>	<b>-</b>	<b>-</b>	<b>-</b>	<b>-</b>	<b>4,082</b>

Fund Appropriations / Allocations *	LTD Actuals	2023 Revised	2024	2025	2026	2027	2028	2029	Total
Beach Maintenance Fund	536	64	-	-	-	-	-	-	600
Park And Recreation Fund	1,382	1,268	-	-	-	-	-	-	2,650
REET I Capital Fund	14	568	-	-	-	-	-	-	582
Unrestricted Cumulative Reserve Fund	250	-	-	-	-	-	-	-	250
<b>Total:</b>	<b>2,181</b>	<b>1,901</b>	<b>-</b>	<b>-</b>	<b>-</b>	<b>-</b>	<b>-</b>	<b>-</b>	<b>4,082</b>

O&M Impacts: NA

\* Funds are appropriated through the Adopted Budget at the Budget Summary Level. All Amounts shown above are in thousands of dollars

### Boat Moorage Restoration

<b>Project No:</b>	MC-PR-41021	<b>BSL Code:</b>	BC-PR-40000
<b>Project Type:</b>	Discrete	<b>BSL Name:</b>	Fix It First
<b>Project Category:</b>	Rehabilitation or Restoration	<b>Location:</b>	201 Lakeside AVE
<b>Current Project Stage:</b>		<b>Council District:</b>	Council District 2
<b>Start/End Date:</b>		<b>Neighborhood District:</b>	Central
<b>Total Project Cost:</b>	\$7,914	<b>Urban Village:</b>	Not in an Urban Village

This project renovates City-owned boat moorages throughout the park system. Work includes, but is not limited to, repairs to the piles, caps, stringers, decking, and breakwater structures. These repairs expand water access and extend the useful life of boat moorages.

Resources	LTD Actuals	2023 Revised	2024	2025	2026	2027	2028	2029	Total
Concession Revenues	300	-	-	-	-	-	-	-	300
Real Estate Excise Tax I	319	5,994	-	-	-	-	-	-	6,314
State Grant Funds	49	1,251	-	-	-	-	-	-	1,300
Use of Fund Balance	(31)	31	-	-	-	-	-	-	-
<b>Total:</b>	<b>638</b>	<b>7,275</b>	-	-	-	-	-	-	<b>7,914</b>
Fund Appropriations / Allocations *	LTD Actuals	2023 Revised	2024	2025	2026	2027	2028	2029	Total
Park And Recreation Fund	19	1,281	-	-	-	-	-	-	1,300
REET I Capital Fund	319	5,994	-	-	-	-	-	-	6,314
Unrestricted Cumulative Reserve Fund	300	-	-	-	-	-	-	-	300
<b>Total:</b>	<b>638</b>	<b>7,275</b>	-	-	-	-	-	-	<b>7,914</b>

O&M Impacts: NA

\* Funds are appropriated through the Adopted Budget at the Budget Summary Level. All Amounts shown above are in thousands of dollars

### Bryant Site Development

<b>Project No:</b>	MC-PR-61002	<b>BSL Code:</b>	BC-PR-60000
<b>Project Type:</b>	Discrete	<b>BSL Name:</b>	SR520 Mitigation
<b>Project Category:</b>	Improved Facility	<b>Location:</b>	1101 NE Boat ST
<b>Current Project Stage:</b>	Stage 6 - Closeout	<b>Council District:</b>	Council District 4
<b>Start/End Date:</b>	2013 - 2024	<b>Neighborhood District:</b>	Northeast
<b>Total Project Cost:</b>	\$12,239	<b>Urban Village:</b>	University District

This project, funded with monies from the University of Washington and the Washington State Department of Transportation, remediates and develops a replacement park site at 1101 NE Boat Street for lands lost at the Washington Park Arboretum and East Montlake Park for the development of the new State Route 520 Bridge and HOV project, I-5 to Medina. Improvements include demolition, site remediation, design, and development of a new waterfront park. The replacement park continues to serve city-wide park needs. This replacement park has been re-named to "Fritz Hedges Waterway Park".

Resources	LTD Actuals	2023 Revised	2024	2025	2026	2027	2028	2029	Total
State Interlocal Revenues	11,389	-	-	-	-	-	-	-	11,389
Use of Fund Balance	645	205	-	-	-	-	-	-	850
<b>Total:</b>	<b>12,034</b>	<b>205</b>	-	-	-	-	-	-	<b>12,239</b>
Fund Appropriations / Allocations *	LTD Actuals	2023 Revised	2024	2025	2026	2027	2028	2029	Total
Park Mitigation & Remediation	12,034	205	-	-	-	-	-	-	12,239
<b>Total:</b>	<b>12,034</b>	<b>205</b>	-	-	-	-	-	-	<b>12,239</b>

O&M Impacts: NA

\* Funds are appropriated through the Adopted Budget at the Budget Summary Level. All Amounts shown above are in thousands of dollars

### Carkeek Park Bridge Replacement Project

<b>Project No:</b>	MC-PR-41075	<b>BSL Code:</b>	BC-PR-40000
<b>Project Type:</b>	Discrete	<b>BSL Name:</b>	Fix It First
<b>Project Category:</b>	Rehabilitation or Restoration	<b>Location:</b>	950 NW Carkeek Park Road
<b>Current Project Stage:</b>	Stage 1 - Pre-Project Development	<b>Council District:</b>	Council District 5
<b>Start/End Date:</b>	2022 - 2025	<b>Neighborhood District:</b>	Northwest
<b>Total Project Cost:</b>	\$5,166	<b>Urban Village:</b>	Not in an Urban Village

This project replaces and removes the existing pedestrian bridge that provides access to the beach at Carkeek Park and other related items. Examples of work include but are not limited to installing new bridge foundations, columns, and decking, improvements to the parking lot and walkways to ensure accessibility, and repair of parking lots and roadways that may be impacted by construction traffic.

Resources	LTD Actuals	2023 Revised	2024	2025	2026	2027	2028	2029	Total
Real Estate Excise Tax I	85	1,815	-	2,704	562	-	-	-	5,166
<b>Total:</b>	<b>85</b>	<b>1,815</b>	<b>-</b>	<b>2,704</b>	<b>562</b>	<b>-</b>	<b>-</b>	<b>-</b>	<b>5,166</b>
Fund Appropriations / Allocations *	LTD Actuals	2023 Revised	2024	2025	2026	2027	2028	2029	Total
REET I Capital Fund	85	1,815	-	2,704	562	-	-	-	5,166
<b>Total:</b>	<b>85</b>	<b>1,815</b>	<b>-</b>	<b>2,704</b>	<b>562</b>	<b>-</b>	<b>-</b>	<b>-</b>	<b>5,166</b>

O&M Impacts:

\* Funds are appropriated through the Adopted Budget at the Budget Summary Level. All Amounts shown above are in thousands of dollars



### Community Center Rehabilitation & Development

<b>Project No:</b>	MC-PR-41002	<b>BSL Code:</b>	BC-PR-40000
<b>Project Type:</b>	Ongoing	<b>BSL Name:</b>	Fix It First
<b>Project Category:</b>	Rehabilitation or Restoration	<b>Location:</b>	Citywide
<b>Current Project Stage:</b>	N/A	<b>Council District:</b>	Multiple
<b>Start/End Date:</b>	N/A	<b>Neighborhood District:</b>	Multiple
<b>Total Project Cost:</b>	N/A	<b>Urban Village:</b>	Multiple

This ongoing project provides funding for improvements at all parks and recreation community centers. Typical improvements include renovation, upgrades, or replacement of major building systems, roof and building envelopes, seismic upgrades, painting, energy efficient lighting and other environmentally sustainable building components, Americans with Disabilities (ADA) access improvements, and related work. In some instances, facilities will be replaced or remodeled to improve programming space. The individual projects will address health and safety codes, extend the life of the asset, improve access for all, reduce energy costs, improve the overall community center experience for the public, and meet today's and future recreation needs.

Resources	LTD Actuals	2023 Revised	2024	2025	2026	2027	2028	2029	Total
Federal Grant Funds	-	507	-	-	-	-	-	-	507
LTGO Bond Proceeds	-	-	-	16,900	-	-	-	-	16,900
Park and Recreation Fund	71	43	-	-	-	-	-	-	114
Real Estate Excise Tax I	22	4,546	-	-	-	-	4,497	4,445	13,509
Real Estate Excise Tax II	2,284	6,824	-	765	6,042	6,953	5,371	-	28,239
Seattle Park District Revenues	7,470	9,991	428	445	463	482	501	521	20,302
<b>Total:</b>	<b>9,848</b>	<b>21,910</b>	<b>429</b>	<b>18,111</b>	<b>6,505</b>	<b>7,434</b>	<b>10,369</b>	<b>4,966</b>	<b>79,571</b>

Fund Appropriations / Allocations *	LTD Actuals	2023 Revised	2024	2025	2026	2027	2028	2029	Total
2025 Multipurpose LTGO Bond Fund	-	-	-	16,900	-	-	-	-	16,900
Park And Recreation Fund	71	549	-	-	-	-	-	-	621
REET I Capital Fund	22	4,546	-	-	-	-	4,497	4,445	13,509
REET II Capital Fund	2,284	6,824	-	765	6,042	6,953	5,371	-	28,239
Seattle Park District Fund	7,470	9,991	428	445	463	482	501	521	20,302
<b>Total:</b>	<b>9,848</b>	<b>21,910</b>	<b>429</b>	<b>18,111</b>	<b>6,505</b>	<b>7,434</b>	<b>10,369</b>	<b>4,966</b>	<b>79,571</b>

O&M Impacts: NA

\* Funds are appropriated through the Adopted Budget at the Budget Summary Level. All Amounts shown above are in thousands of dollars

**Debt Service: Park District**

<b>Project No:</b>	MC-PR-31010	<b>BSL Code:</b>	BC-PR-30000
<b>Project Type:</b>	Debt Service	<b>BSL Name:</b>	Debt and Special Funding
<b>Project Category:</b>	Improved Facility	<b>Location:</b>	Multiple
<b>Current Project Stage:</b>	Stage 1 - Pre-Project Development	<b>Council District:</b>	
<b>Start/End Date:</b>	2025 - 2048	<b>Neighborhood District:</b>	
<b>Total Project Cost:</b>	\$37,186	<b>Urban Village:</b>	Multiple

This project funds the 20-year debt service payment on bonds issued from 2025-2028 to pay for pre-committed Seattle Park District Projects.

<b>Resources</b>	<b>LTD Actuals</b>	<b>2023 Revised</b>	<b>2024</b>	<b>2025</b>	<b>2026</b>	<b>2027</b>	<b>2028</b>	<b>2029</b>	<b>Total</b>
Seattle Park District Revenues	-	-	-	5,368	11,888	14,980	14,980	14,980	62,195
<b>Total:</b>	-	-	-	<b>5,368</b>	<b>11,888</b>	<b>14,980</b>	<b>14,980</b>	<b>14,980</b>	<b>62,195</b>
<b>Fund Appropriations / Allocations *</b>	<b>LTD Actuals</b>	<b>2023 Revised</b>	<b>2024</b>	<b>2025</b>	<b>2026</b>	<b>2027</b>	<b>2028</b>	<b>2029</b>	<b>Total</b>
Seattle Park District Fund	-	-	-	5,368	11,888	14,980	14,980	14,980	62,195
<b>Total:</b>	-	-	-	<b>5,368</b>	<b>11,888</b>	<b>14,980</b>	<b>14,980</b>	<b>14,980</b>	<b>62,195</b>

**O&M Impacts:**

\* Funds are appropriated through the Adopted Budget at the Budget Summary Level. All Amounts shown above are in thousands of dollars

### Duwamish Waterway Park Improvements

<b>Project No:</b>	MC-PR-21014	<b>BSL Code:</b>	BC-PR-20000
<b>Project Type:</b>	Discrete	<b>BSL Name:</b>	Building For The Future
<b>Project Category:</b>	Improved Facility	<b>Location:</b>	10th Ave S / S Elmgrove
<b>Current Project Stage:</b>	Stage 6 - Closeout	<b>Council District:</b>	Council District 1
<b>Start/End Date:</b>	2019 - 2023	<b>Neighborhood District:</b>	Greater Duwamish
<b>Total Project Cost:</b>	\$950	<b>Urban Village:</b>	Greater Duwamish

This project will make major improvements to Duwamish Waterway Park, including installation of a new play area, renovation of grill/picnic areas, addition of pathways and a drinking fountain, and related work. This project is funded by public and private sources.

Resources	LTD Actuals	2023 Revised	2024	2025	2026	2027	2028	2029	Total
Private Funding/Donations	795	155	-	-	-	-	-	-	950
<b>Total:</b>	<b>795</b>	<b>155</b>	<b>-</b>	<b>-</b>	<b>-</b>	<b>-</b>	<b>-</b>	<b>-</b>	<b>950</b>
Fund Appropriations / Allocations *	LTD Actuals	2023 Revised	2024	2025	2026	2027	2028	2029	Total
Park And Recreation Fund	795	155	-	-	-	-	-	-	950
<b>Total:</b>	<b>795</b>	<b>155</b>	<b>-</b>	<b>-</b>	<b>-</b>	<b>-</b>	<b>-</b>	<b>-</b>	<b>950</b>

O&M Impacts: NA

\* Funds are appropriated through the Adopted Budget at the Budget Summary Level. All Amounts shown above are in thousands of dollars

**Emma Schmitz Sea Wall Replacement-2008 Levy**

<b>Project No:</b>	MC-PR-16008	<b>BSL Code:</b>	BC-PR-10000
<b>Project Type:</b>	Discrete	<b>BSL Name:</b>	2008 Parks Levy
<b>Project Category:</b>	Rehabilitation or Restoration	<b>Location:</b>	4503 Beach DR SW
<b>Current Project Stage:</b>	Stage 6 - Closeout	<b>Council District:</b>	Council District 1
<b>Start/End Date:</b>	2014 - 2024	<b>Neighborhood District:</b>	Southwest
<b>Total Project Cost:</b>	\$1,400	<b>Urban Village:</b>	Not in an Urban Village

This project, funded with 2008 Parks Levy funds redirected from the Seattle Asian Art Museum renovation project, is Seattle Parks' share of the replacement of the seawall which was failing. The Army Corps of Engineers funded a study to determine the best option for replacement or repair of the seawall. The new seawall will minimize the impact on the beach, address rising seawater, and create better contours for the restoration landscaping on the landward portion of the overlook area. Parks and the Army Corps will share the costs of the project (Parks 35% and Army Corps 65%).

<b>Resources</b>	<b>LTD Actuals</b>	<b>2023 Revised</b>	<b>2024</b>	<b>2025</b>	<b>2026</b>	<b>2027</b>	<b>2028</b>	<b>2029</b>	<b>Total</b>
Seattle Voter-Approved Levy	1,381	19	-	-	-	-	-	-	1,400
<b>Total:</b>	<b>1,381</b>	<b>19</b>	<b>-</b>	<b>-</b>	<b>-</b>	<b>-</b>	<b>-</b>	<b>-</b>	<b>1,400</b>
<b>Fund Appropriations / Allocations *</b>	<b>LTD Actuals</b>	<b>2023 Revised</b>	<b>2024</b>	<b>2025</b>	<b>2026</b>	<b>2027</b>	<b>2028</b>	<b>2029</b>	<b>Total</b>
2008 Parks Levy Fund	1,381	19	-	-	-	-	-	-	1,400
<b>Total:</b>	<b>1,381</b>	<b>19</b>	<b>-</b>	<b>-</b>	<b>-</b>	<b>-</b>	<b>-</b>	<b>-</b>	<b>1,400</b>

O&M Impacts: NA

\* Funds are appropriated through the Adopted Budget at the Budget Summary Level. All Amounts shown above are in thousands of dollars

### First Hill Park Development

<b>Project No:</b>	MC-PR-15015	<b>BSL Code:</b>	BC-PR-10000
<b>Project Type:</b>	Discrete	<b>BSL Name:</b>	2008 Parks Levy
<b>Project Category:</b>	Improved Facility	<b>Location:</b>	1201 University ST
<b>Current Project Stage:</b>	Stage 6 - Closeout	<b>Council District:</b>	Council District 2
<b>Start/End Date:</b>	2018 - 2024	<b>Neighborhood District:</b>	East District
<b>Total Project Cost:</b>	\$1,011	<b>Urban Village:</b>	First Hill/Capitol Hill

This project re-develops a First Hill Park in the First Hill community. This project is part of the 2008 Parks Levy using funds reallocated from Neighborhood Park Acquisitions.

Resources	LTD Actuals	2023 Revised	2024	2025	2026	2027	2028	2029	Total
Private Funding/Donations	497	3	-	-	-	-	-	-	500
Seattle Voter-Approved Levy	494	18	-	-	-	-	-	-	511
<b>Total:</b>	<b>990</b>	<b>21</b>	<b>-</b>	<b>-</b>	<b>-</b>	<b>-</b>	<b>-</b>	<b>-</b>	<b>1,011</b>
Fund Appropriations / Allocations *	LTD Actuals	2023 Revised	2024	2025	2026	2027	2028	2029	Total
2008 Parks Levy Fund	990	21	-	-	-	-	-	-	1,011
<b>Total:</b>	<b>990</b>	<b>21</b>	<b>-</b>	<b>-</b>	<b>-</b>	<b>-</b>	<b>-</b>	<b>-</b>	<b>1,011</b>

O&M Impacts: NA

\* Funds are appropriated through the Adopted Budget at the Budget Summary Level. All Amounts shown above are in thousands of dollars

### Fountain Discharge Retrofit

<b>Project No:</b>	MC-PR-41033	<b>BSL Code:</b>	BC-PR-40000
<b>Project Type:</b>	Discrete	<b>BSL Name:</b>	Fix It First
<b>Project Category:</b>	Rehabilitation or Restoration	<b>Location:</b>	Citywide
<b>Current Project Stage:</b>	Stage 6 - Closeout	<b>Council District:</b>	Multiple
<b>Start/End Date:</b>	2012 - 2023	<b>Neighborhood District:</b>	Multiple
<b>Total Project Cost:</b>	\$781	<b>Urban Village:</b>	Multiple

This project retrofits the filter backwash system for four fountains: Piggott, American Legion, Canyon-Cascade in Freeway Park and Cal Anderson Park. These fountains will be modified in accordance with current codes and permits.

Resources	LTD Actuals	2023 Revised	2024	2025	2026	2027	2028	2029	Total
Real Estate Excise Tax I	263	18	-	-	-	-	-	-	281
Real Estate Excise Tax II	500	-	-	-	-	-	-	-	500
<b>Total:</b>	<b>763</b>	<b>18</b>	<b>-</b>	<b>-</b>	<b>-</b>	<b>-</b>	<b>-</b>	<b>-</b>	<b>781</b>
Fund Appropriations / Allocations *	LTD Actuals	2023 Revised	2024	2025	2026	2027	2028	2029	Total
REET I Capital Fund	263	18	-	-	-	-	-	-	281
REET II Capital Fund	500	-	-	-	-	-	-	-	500
<b>Total:</b>	<b>763</b>	<b>18</b>	<b>-</b>	<b>-</b>	<b>-</b>	<b>-</b>	<b>-</b>	<b>-</b>	<b>781</b>

O&M Impacts: NA

\* Funds are appropriated through the Adopted Budget at the Budget Summary Level. All Amounts shown above are in thousands of dollars

### Freeway Park Improvements

<b>Project No:</b>	MC-PR-21011	<b>BSL Code:</b>	BC-PR-20000
<b>Project Type:</b>	Discrete	<b>BSL Name:</b>	Building For The Future
<b>Project Category:</b>	Improved Facility	<b>Location:</b>	1227 9th AVE
<b>Current Project Stage:</b>	Stage 3 - Design	<b>Council District:</b>	Council District 7
<b>Start/End Date:</b>	2018 - 2025	<b>Neighborhood District:</b>	Downtown
<b>Total Project Cost:</b>	\$10,000	<b>Urban Village:</b>	First Hill/Capitol Hill

This project will make major improvements to Freeway Park, including renovation and upgrades to its electrical and lighting systems, utilities, and storm-water infrastructure. Related work may also include enhancements to entries, renovation of the public restroom, site furnishings, wayfinding, programming and activation. This project is funded with mitigation funds allocated from the convention center expansion public benefits package.

Resources	LTD Actuals	2023 Revised	2024	2025	2026	2027	2028	2029	Total
Private Funding/Donations	2,444	7,556	-	-	-	-	-	-	10,000
<b>Total:</b>	<b>2,444</b>	<b>7,556</b>	-	-	-	-	-	-	<b>10,000</b>
Fund Appropriations / Allocations *	LTD Actuals	2023 Revised	2024	2025	2026	2027	2028	2029	Total
Park And Recreation Fund	2,444	7,556	-	-	-	-	-	-	10,000
<b>Total:</b>	<b>2,444</b>	<b>7,556</b>	-	-	-	-	-	-	<b>10,000</b>

O&M Impacts: NA

\* Funds are appropriated through the Adopted Budget at the Budget Summary Level. All Amounts shown above are in thousands of dollars

**Gas Works Park - Remediation**

<b>Project No:</b>	MC-PR-31007	<b>BSL Code:</b>	BC-PR-30000
<b>Project Type:</b>	Ongoing	<b>BSL Name:</b>	Debt and Special Funding
<b>Project Category:</b>	Rehabilitation or Restoration	<b>Location:</b>	2101 N Northlake Wy
<b>Current Project Stage:</b>	N/A	<b>Council District:</b>	Council District 4
<b>Start/End Date:</b>	N/A	<b>Neighborhood District:</b>	Lake Union
<b>Total Project Cost:</b>	N/A	<b>Urban Village:</b>	Not in an Urban Village

This ongoing project supports the overall cleanup efforts at the Gas Works Park site (including the uplands and sediments), provides ongoing efforts to ensure the measures constructed for remediation of soils at Gas Works Park remain effective. Activities include maintenance and operation of soil cap and other institutional controls; and other related work. All measures of the project must be executed in accordance with the Consent Decree established in 1998, requiring Seattle Parks and Recreation, Puget Sound Energy, and the Department of Ecology to implement a Cleanup Action Plan and subsequent cleanup activities. The ongoing project, in coordination with SPU, supports the overall multi-agency cleanup efforts at Gas Works Park.

<b>Resources</b>	<b>LTD Actuals</b>	<b>2023 Revised</b>	<b>2024</b>	<b>2025</b>	<b>2026</b>	<b>2027</b>	<b>2028</b>	<b>2029</b>	<b>Total</b>
General Fund	402	-	-	-	-	-	-	-	402
Miscellaneous Grants or Donations	175	-	-	-	-	-	-	-	175
Real Estate Excise Tax I	2,137	123	-	-	-	-	1,302	-	3,563
Real Estate Excise Tax II	959	816	170	330	330	1,720	1,938	2,040	8,303
State Grant Funds	139	165	-	-	-	-	-	-	304
<b>Total:</b>	<b>3,812</b>	<b>1,105</b>	<b>170</b>	<b>330</b>	<b>330</b>	<b>1,720</b>	<b>3,240</b>	<b>2,040</b>	<b>12,746</b>
<b>Fund Appropriations / Allocations *</b>	<b>LTD Actuals</b>	<b>2023 Revised</b>	<b>2024</b>	<b>2025</b>	<b>2026</b>	<b>2027</b>	<b>2028</b>	<b>2029</b>	<b>Total</b>
Gasworks Park Contamination Remediation Fund	402	-	-	-	-	-	-	-	402
Park And Recreation Fund	314	165	-	-	-	-	-	-	479
REET I Capital Fund	2,137	123	-	-	-	-	1,302	-	3,563
REET II Capital Fund	959	816	170	330	330	1,720	1,938	2,040	8,303
<b>Total:</b>	<b>3,812</b>	<b>1,105</b>	<b>170</b>	<b>330</b>	<b>330</b>	<b>1,720</b>	<b>3,240</b>	<b>2,040</b>	<b>12,746</b>

O&M Impacts: NA

\* Funds are appropriated through the Adopted Budget at the Budget Summary Level. All Amounts shown above are in thousands of dollars



**Golf - Capital Improvements**

<b>Project No:</b>	MC-PR-31005	<b>BSL Code:</b>	BC-PR-30000
<b>Project Type:</b>	Ongoing	<b>BSL Name:</b>	Debt and Special Funding
<b>Project Category:</b>	Rehabilitation or Restoration	<b>Location:</b>	Citywide
<b>Current Project Stage:</b>	N/A	<b>Council District:</b>	Multiple
<b>Start/End Date:</b>	N/A	<b>Neighborhood District:</b>	Multiple
<b>Total Project Cost:</b>	N/A	<b>Urban Village:</b>	Multiple

This project is an ongoing program designed to improve the four City-owned golf courses (Interbay, Jackson, Jefferson, and West Seattle), along with other related items. Funding for golf improvements is provided by previous years golf operating revenues.

<b>Resources</b>	<b>LTD Actuals</b>	<b>2023 Revised</b>	<b>2024</b>	<b>2025</b>	<b>2026</b>	<b>2027</b>	<b>2028</b>	<b>2029</b>	<b>Total</b>
Golf Revenues	3,393	5,095	-	-	-	-	-	-	8,488
King County Parks Levy	-	(17)	(18)	(20)	(17)	(13)	1,057	896	1,868
King County Voter-Approved Levy	6,545	1,270	1,151	1,144	1,072	1,072	-	-	12,254
<b>Total:</b>	<b>9,939</b>	<b>6,348</b>	<b>1,133</b>	<b>1,124</b>	<b>1,055</b>	<b>1,059</b>	<b>1,057</b>	<b>896</b>	<b>22,610</b>
<b>Fund Appropriations / Allocations *</b>	<b>LTD Actuals</b>	<b>2023 Revised</b>	<b>2024</b>	<b>2025</b>	<b>2026</b>	<b>2027</b>	<b>2028</b>	<b>2029</b>	<b>Total</b>
King County Parks Levy Fund	6,545	1,253	1,133	1,124	1,055	1,059	1,057	896	14,122
Park And Recreation Fund	899	5,095	-	-	-	-	-	-	5,993
Unrestricted Cumulative Reserve Fund	2,495	-	-	-	-	-	-	-	2,495
<b>Total:</b>	<b>9,939</b>	<b>6,348</b>	<b>1,133</b>	<b>1,124</b>	<b>1,055</b>	<b>1,059</b>	<b>1,057</b>	<b>896</b>	<b>22,610</b>

O&M Impacts: NA

\* Funds are appropriated through the Adopted Budget at the Budget Summary Level. All Amounts shown above are in thousands of dollars

**Golf Master Plan Implementation**

<b>Project No:</b>	MC-PR-31004	<b>BSL Code:</b>	BC-PR-30000
<b>Project Type:</b>	Discrete	<b>BSL Name:</b>	Debt and Special Funding
<b>Project Category:</b>	Improved Facility	<b>Location:</b>	Citywide
<b>Current Project Stage:</b>	Stage 3 - Design	<b>Council District:</b>	Multiple
<b>Start/End Date:</b>	2010 - 2023	<b>Neighborhood District:</b>	Multiple
<b>Total Project Cost:</b>	\$17,024	<b>Urban Village:</b>	Multiple

This project provides improvements to the four City-owned golf courses (Interbay, Jackson, Jefferson, and West Seattle), including but not limited to, building replacements, driving ranges, cart path improvements, and course and landscaping renovation. The project will expand Golf program capacity and revenues by implementing portions of the Golf Master Plan and related work, placing player experience and revenue generating improvements up front.

<b>Resources</b>	<b>LTD Actuals</b>	<b>2023 Revised</b>	<b>2024</b>	<b>2025</b>	<b>2026</b>	<b>2027</b>	<b>2028</b>	<b>2029</b>	<b>Total</b>
Golf Revenues	-	500	-	-	-	-	-	-	500
LTGO Bond Proceeds	15,868	30	-	-	-	-	-	-	15,899
Use of Fund Balance	-	626	-	-	-	-	-	-	626
<b>Total:</b>	<b>15,868</b>	<b>1,156</b>	-	-	-	-	-	-	<b>17,024</b>
<b>Fund Appropriations / Allocations *</b>	<b>LTD Actuals</b>	<b>2023 Revised</b>	<b>2024</b>	<b>2025</b>	<b>2026</b>	<b>2027</b>	<b>2028</b>	<b>2029</b>	<b>Total</b>
2010 Multipurpose LTGO Bond Fund	863	-	-	-	-	-	-	-	863
2011 Multipurpose LTGO Bond Fund	2,049	-	-	-	-	-	-	-	2,049
2012 Multipurpose LTGO Bond Fund	4,141	14	-	-	-	-	-	-	4,155
2013 Multipurpose LTGO Bond Fund	1,810	-	-	-	-	-	-	-	1,810
2014 Multipurpose LTGO Bond Fund	5,485	-	-	-	-	-	-	-	5,485
2015 Multipurpose LTGO Bond Fund	1,521	16	-	-	-	-	-	-	1,537
Park And Recreation Fund	-	500	-	-	-	-	-	-	500
Unrestricted Cumulative Reserve Fund	-	626	-	-	-	-	-	-	626
<b>Total:</b>	<b>15,868</b>	<b>1,156</b>	-	-	-	-	-	-	<b>17,024</b>

**O&M Impacts:** NA

\* Funds are appropriated through the Adopted Budget at the Budget Summary Level. All Amounts shown above are in thousands of dollars

### Green Lake CC - Evans Pool Roof Replacement & Solar Hot Water

<b>Project No:</b>	MC-PR-41034	<b>BSL Code:</b>	BC-PR-40000
<b>Project Type:</b>	Discrete	<b>BSL Name:</b>	Fix It First
<b>Project Category:</b>	Rehabilitation or Restoration	<b>Location:</b>	7201 E Green Lake Dr N
<b>Current Project Stage:</b>	Stage 6 - Closeout	<b>Council District:</b>	Council District 6
<b>Start/End Date:</b>	2013 - 2023	<b>Neighborhood District:</b>	Northwest
<b>Total Project Cost:</b>	\$1,672	<b>Urban Village:</b>	Green Lake

This project demolishes the existing 15,130 square foot Evans Pool roof and the 13,625 Community Center roof and replaces them with a rubberized membrane roofing/EPDM system and solar panels to supplement the pool hot water system, seismic improvements, and related work. The flat roof section of the roof will accommodate a 1,000,000 Btu/day system and will help to reduce pool heating costs.

Resources	LTD Actuals	2023 Revised	2024	2025	2026	2027	2028	2029	Total
Real Estate Excise Tax I	1,401	271	-	-	-	-	-	-	1,672
<b>Total:</b>	<b>1,401</b>	<b>271</b>	<b>-</b>	<b>-</b>	<b>-</b>	<b>-</b>	<b>-</b>	<b>-</b>	<b>1,672</b>
Fund Appropriations / Allocations *	LTD Actuals	2023 Revised	2024	2025	2026	2027	2028	2029	Total
REET I Capital Fund	1,401	271	-	-	-	-	-	-	1,672
<b>Total:</b>	<b>1,401</b>	<b>271</b>	<b>-</b>	<b>-</b>	<b>-</b>	<b>-</b>	<b>-</b>	<b>-</b>	<b>1,672</b>

O&M Impacts: NA

\* Funds are appropriated through the Adopted Budget at the Budget Summary Level. All Amounts shown above are in thousands of dollars

### Green Lake Community Center & Evans Pool Substantial Alteration

<b>Project No:</b>	MC-PR-41071	<b>BSL Code:</b>	BC-PR-40000
<b>Project Type:</b>	Discrete	<b>BSL Name:</b>	Fix It First
<b>Project Category:</b>	Rehabilitation or Restoration	<b>Location:</b>	7201 E Green Lake DR N
<b>Current Project Stage:</b>	Stage 2 - Initiation, Project Definition, & Planning	<b>Council District:</b>	Council District 6
<b>Start/End Date:</b>		<b>Neighborhood District:</b>	Northwest
<b>Total Project Cost:</b>	\$60,500	<b>Urban Village:</b>	Green Lake

This project will provide a comprehensive renovation of Green Lake Community Center and Evans pool to extend the life of the facility and update it to meet current programming needs, building code compliance, standards, and other related items.

Resources	LTD Actuals	2023 Revised	2024	2025	2026	2027	2028	2029	Total
LTGO Bond Proceeds	-	-	-	56,000	-	-	-	-	56,000
Real Estate Excise Tax II	1,000	-	-	-	-	-	-	-	1,000
Seattle Park District Revenues	-	3,500	-	-	-	-	-	-	3,500
<b>Total:</b>	<b>1,000</b>	<b>3,500</b>	<b>-</b>	<b>56,000</b>	<b>-</b>	<b>-</b>	<b>-</b>	<b>-</b>	<b>60,500</b>
Fund Appropriations / Allocations *	LTD Actuals	2023 Revised	2024	2025	2026	2027	2028	2029	Total
2025 Multipurpose LTGO Bond Fund	-	-	-	56,000	-	-	-	-	56,000
REET II Capital Fund	1,000	-	-	-	-	-	-	-	1,000
Seattle Park District Fund	-	3,500	-	-	-	-	-	-	3,500
<b>Total:</b>	<b>1,000</b>	<b>3,500</b>	<b>-</b>	<b>56,000</b>	<b>-</b>	<b>-</b>	<b>-</b>	<b>-</b>	<b>60,500</b>

O&M Impacts: NA

\* Funds are appropriated through the Adopted Budget at the Budget Summary Level. All Amounts shown above are in thousands of dollars

**Green Space Acquisitions- 2008 Parks Levy**

<b>Project No:</b>	MC-PR-12001	<b>BSL Code:</b>	BC-PR-10000
<b>Project Type:</b>	Ongoing	<b>BSL Name:</b>	2008 Parks Levy
<b>Project Category:</b>	New Facility	<b>Location:</b>	Citywide
<b>Current Project Stage:</b>	N/A	<b>Council District:</b>	Multiple
<b>Start/End Date:</b>	N/A	<b>Neighborhood District:</b>	Multiple
<b>Total Project Cost:</b>	N/A	<b>Urban Village:</b>	Multiple

This project provides for acquisition of properties to fill gaps in existing public ownership and preserve continuity in existing public ownership. The project scope targets acquisitions in the following designated green spaces: Arroyos Natural Area, East Duwamish Greenbelt, Northeast Queen Anne Greenbelt, Ravenna Woods, Thornton Creek Watershed, and West Duwamish Greenbelt. Levy funds are supplemented by grants and funds from other sources for these acquisitions. This project is part of the 2008 Parks Levy.

<b>Resources</b>	<b>LTD Actuals</b>	<b>2023 Revised</b>	<b>2024</b>	<b>2025</b>	<b>2026</b>	<b>2027</b>	<b>2028</b>	<b>2029</b>	<b>Total</b>
Interest Earnings	305	-	-	-	-	-	-	-	305
Seattle Voter-Approved Levy	9,181	5	-	-	-	-	-	-	9,186
<b>Total:</b>	<b>9,486</b>	<b>5</b>	<b>-</b>	<b>-</b>	<b>-</b>	<b>-</b>	<b>-</b>	<b>-</b>	<b>9,491</b>
<b>Fund Appropriations / Allocations *</b>	<b>LTD Actuals</b>	<b>2023 Revised</b>	<b>2024</b>	<b>2025</b>	<b>2026</b>	<b>2027</b>	<b>2028</b>	<b>2029</b>	<b>Total</b>
2008 Parks Levy Fund	9,181	5	-	-	-	-	-	-	9,186
Open Spaces & Trails Bond Fund	305	-	-	-	-	-	-	-	305
<b>Total:</b>	<b>9,486</b>	<b>5</b>	<b>-</b>	<b>-</b>	<b>-</b>	<b>-</b>	<b>-</b>	<b>-</b>	<b>9,491</b>

**O&M Impacts:** NA

\* Funds are appropriated through the Adopted Budget at the Budget Summary Level. All Amounts shown above are in thousands of dollars

**Hiawatha Community Center Renovation-2008 Levy**

<b>Project No:</b>	MC-PR-16010	<b>BSL Code:</b>	BC-PR-10000
<b>Project Type:</b>	Discrete	<b>BSL Name:</b>	2008 Parks Levy
<b>Project Category:</b>	Rehabilitation or Restoration	<b>Location:</b>	2700 California AVE SW
<b>Current Project Stage:</b>	Stage 3 - Design	<b>Council District:</b>	Council District 1
<b>Start/End Date:</b>	2014 - 2024	<b>Neighborhood District:</b>	Southwest
<b>Total Project Cost:</b>	\$1,193	<b>Urban Village:</b>	Admiral District

This project, funded with 2008 Parks Levy funds redirected from the Seattle Asian Art Museum renovation project, renovates the building to include an updated kitchen, interior space renovations, new electrical, water and sewer services, exterior and seismic upgrades, ADA improvements, and other related work. Combined, these major systems and programmatic renovations will allow the building to operate more efficiently, and increases the opportunities for more facility rentals.

<b>Resources</b>	<b>LTD Actuals</b>	<b>2023 Revised</b>	<b>2024</b>	<b>2025</b>	<b>2026</b>	<b>2027</b>	<b>2028</b>	<b>2029</b>	<b>Total</b>
Seattle Voter-Approved Levy	179	1,014	-	-	-	-	-	-	1,193
<b>Total:</b>	<b>179</b>	<b>1,014</b>	<b>-</b>	<b>-</b>	<b>-</b>	<b>-</b>	<b>-</b>	<b>-</b>	<b>1,193</b>
<b>Fund Appropriations / Allocations *</b>	<b>LTD Actuals</b>	<b>2023 Revised</b>	<b>2024</b>	<b>2025</b>	<b>2026</b>	<b>2027</b>	<b>2028</b>	<b>2029</b>	<b>Total</b>
2008 Parks Levy Fund	179	1,014	-	-	-	-	-	-	1,193
<b>Total:</b>	<b>179</b>	<b>1,014</b>	<b>-</b>	<b>-</b>	<b>-</b>	<b>-</b>	<b>-</b>	<b>-</b>	<b>1,193</b>

O&M Impacts: NA

\* Funds are appropriated through the Adopted Budget at the Budget Summary Level. All Amounts shown above are in thousands of dollars

**Hubbard Homestead Park (Northgate) Acquisition- Debt Service**

<b>Project No:</b>	MC-PR-31003	<b>BSL Code:</b>	BC-PR-30000
<b>Project Type:</b>	Debt Service	<b>BSL Name:</b>	Debt and Special Funding
<b>Project Category:</b>	New Facility	<b>Location:</b>	NE 112th St
<b>Current Project Stage:</b>	N/A	<b>Council District:</b>	Multiple
<b>Start/End Date:</b>	2007 - 2027	<b>Neighborhood District:</b>	Multiple
<b>Total Project Cost:</b>	\$4,191	<b>Urban Village:</b>	Northgate

This project funds the 20-year debt service payment on \$3 million Limited Tax General Obligation (LTGO) debt issued in 2007 to pay for the acquisition of the new Northgate Urban Center Park.

<b>Resources</b>	<b>LTD Actuals</b>	<b>2023 Revised</b>	<b>2024</b>	<b>2025</b>	<b>2026</b>	<b>2027</b>	<b>2028</b>	<b>2029</b>	<b>Total</b>
Real Estate Excise Tax I	3,088	219	220	221	221	220	-	-	4,190
<b>Total:</b>	<b>3,088</b>	<b>219</b>	<b>220</b>	<b>221</b>	<b>221</b>	<b>220</b>	<b>-</b>	<b>-</b>	<b>4,190</b>
<b>Fund Appropriations / Allocations *</b>	<b>LTD Actuals</b>	<b>2023 Revised</b>	<b>2024</b>	<b>2025</b>	<b>2026</b>	<b>2027</b>	<b>2028</b>	<b>2029</b>	<b>Total</b>
REET I Capital Fund	3,088	219	220	221	221	220	-	-	4,190
<b>Total:</b>	<b>3,088</b>	<b>219</b>	<b>220</b>	<b>221</b>	<b>221</b>	<b>220</b>	<b>-</b>	<b>-</b>	<b>4,190</b>

O&M Impacts: NA

\* Funds are appropriated through the Adopted Budget at the Budget Summary Level. All Amounts shown above are in thousands of dollars

### HVAC System Duct Cleaning Program - Large Buildings

<b>Project No:</b>	MC-PR-41028	<b>BSL Code:</b>	BC-PR-40000
<b>Project Type:</b>	Ongoing	<b>BSL Name:</b>	Fix It First
<b>Project Category:</b>	Rehabilitation or Restoration	<b>Location:</b>	Citywide
<b>Current Project Stage:</b>	N/A	<b>Council District:</b>	Multiple
<b>Start/End Date:</b>	N/A	<b>Neighborhood District:</b>	Multiple
<b>Total Project Cost:</b>	N/A	<b>Urban Village:</b>	Multiple

This ongoing project provides periodic (every two to five years) cleaning of the air ducts in the heating, ventilation, and air conditioning (HVAC) systems in pool natatoriums, community centers, and other Department-owned buildings. This maintenance increases the lifespan of these systems and reduces potential future major maintenance projects.

Resources	LTD Actuals	2023 Revised	2024	2025	2026	2027	2028	2029	Total
Property Sales and Interest Earnings	425	65	35	35	35	35	35	35	700
<b>Total:</b>	<b>425</b>	<b>65</b>	<b>35</b>	<b>35</b>	<b>35</b>	<b>35</b>	<b>35</b>	<b>35</b>	<b>700</b>
Fund Appropriations / Allocations *	LTD Actuals	2023 Revised	2024	2025	2026	2027	2028	2029	Total
Unrestricted Cumulative Reserve Fund	425	65	35	35	35	35	35	35	700
<b>Total:</b>	<b>425</b>	<b>65</b>	<b>35</b>	<b>35</b>	<b>35</b>	<b>35</b>	<b>35</b>	<b>35</b>	<b>700</b>

**O&M Impacts:** NA

\* Funds are appropriated through the Adopted Budget at the Budget Summary Level. All Amounts shown above are in thousands of dollars



### Improve Dog Off-Leash Areas

<b>Project No:</b>	MC-PR-51002	<b>BSL Code:</b>	BC-PR-50000
<b>Project Type:</b>	Ongoing	<b>BSL Name:</b>	Maintaining Parks and Facilities
<b>Project Category:</b>	Improved Facility	<b>Location:</b>	Citywide
<b>Current Project Stage:</b>	N/A	<b>Council District:</b>	Multiple
<b>Start/End Date:</b>	N/A	<b>Neighborhood District:</b>	Multiple
<b>Total Project Cost:</b>	N/A	<b>Urban Village:</b>	Multiple

This ongoing project improves the City's dog off-leash areas, most of which have aging infrastructure. This project will also support new dog off-leash areas as funding is provided. Typical projects will improve Americans with Disabilities (ADA) access, address drainage and erosion issues, update aging infrastructure, and related work. These projects make these off-leash areas make more accessible and safe for parks users.

Resources	LTD Actuals	2023 Revised	2024	2025	2026	2027	2028	2029	Total
Real Estate Excise Tax II	101	-	-	-	-	-	-	-	101
Seattle Park District Revenues	688	416	333	1,569	1,574	350	156	162	5,250
<b>Total:</b>	<b>789</b>	<b>416</b>	<b>333</b>	<b>1,569</b>	<b>1,574</b>	<b>350</b>	<b>156</b>	<b>162</b>	<b>5,351</b>
Fund Appropriations / Allocations *	LTD Actuals	2023 Revised	2024	2025	2026	2027	2028	2029	Total
REET II Capital Fund	101	-	-	-	-	-	-	-	101
Seattle Park District Fund	688	416	333	1,569	1,574	350	156	162	5,250
<b>Total:</b>	<b>789</b>	<b>416</b>	<b>333</b>	<b>1,569</b>	<b>1,574</b>	<b>350</b>	<b>156</b>	<b>162</b>	<b>5,351</b>

O&M Impacts: NA

\* Funds are appropriated through the Adopted Budget at the Budget Summary Level. All Amounts shown above are in thousands of dollars

### Irrigation Replacement and Outdoor Infrastructure Program

<b>Project No:</b>	MC-PR-41020	<b>BSL Code:</b>	BC-PR-40000
<b>Project Type:</b>	Ongoing	<b>BSL Name:</b>	Fix It First
<b>Project Category:</b>	Rehabilitation or Restoration	<b>Location:</b>	Citywide
<b>Current Project Stage:</b>	N/A	<b>Council District:</b>	Multiple
<b>Start/End Date:</b>	N/A	<b>Neighborhood District:</b>	Multiple
<b>Total Project Cost:</b>	N/A	<b>Urban Village:</b>	Multiple

This ongoing project funds engineering and other studies of the Department's park irrigation and outdoor infrastructure systems (e.g., water mains, irrigation and drainage lines, sanitary and storm sewers, electrical utilities, roads, paths, trails, retaining walls, bridges, saltwater piers, and related infrastructure). Specific projects are determined by the studies and operational considerations, along with emergency projects. This project provides conservation benefits by reducing water loss due to leaking systems, allocating water flow more efficiently through improved technology, and implementing other related work. It also extends the useful life of the infrastructure and living assets (i.e., plants), and makes the department more resilient to drought and heat conditions due to climate change.

Resources	LTD Actuals	2023 Revised	2024	2025	2026	2027	2028	2029	Total
Drainage and Wastewater Rates	40	-	-	-	-	-	-	-	40
Real Estate Excise Tax I	918	67	-	-	-	-	-	-	985
Real Estate Excise Tax II	2,047	213	300	550	550	550	550	550	5,309
Seattle Park District Revenues	-	644	670	697	724	753	783	815	5,086
<b>Total:</b>	<b>3,005</b>	<b>923</b>	<b>970</b>	<b>1,247</b>	<b>1,274</b>	<b>1,303</b>	<b>1,333</b>	<b>1,365</b>	<b>11,421</b>
Fund Appropriations / Allocations *	LTD Actuals	2023 Revised	2024	2025	2026	2027	2028	2029	Total
REET I Capital Fund	918	67	-	-	-	-	-	-	985
REET II Capital Fund	2,047	213	300	550	550	550	550	550	5,309
Seattle Park District Fund	-	644	670	697	724	753	783	815	5,086
Unrestricted Cumulative Reserve Fund	40	-	-	-	-	-	-	-	40
<b>Total:</b>	<b>3,005</b>	<b>923</b>	<b>970</b>	<b>1,247</b>	<b>1,274</b>	<b>1,303</b>	<b>1,333</b>	<b>1,365</b>	<b>11,421</b>

O&M Impacts: NA

\* Funds are appropriated through the Adopted Budget at the Budget Summary Level. All Amounts shown above are in thousands of dollars

**Joint Preschool Site and Tenant Improvements**

<b>Project No:</b>	MC-PR-41042	<b>BSL Code:</b>	BC-PR-40000
<b>Project Type:</b>	Ongoing	<b>BSL Name:</b>	Fix It First
<b>Project Category:</b>	Improved Facility	<b>Location:</b>	Citywide
<b>Current Project Stage:</b>	N/A	<b>Council District:</b>	Multiple
<b>Start/End Date:</b>	N/A	<b>Neighborhood District:</b>	Multiple
<b>Total Project Cost:</b>	\$3,838	<b>Urban Village:</b>	Not in an Urban Village

This project provides funding to evaluate, plan, and design preschool classrooms and to further perform the necessary alterations, tenant improvements, site improvements, and other related improvements necessary to expand, renovate, or construct preschool classrooms at Parks sites/facilities. This project is primarily funded by the Seattle Preschool Program Levy.

<b>Resources</b>	<b>LTD Actuals</b>	<b>2023 Revised</b>	<b>2024</b>	<b>2025</b>	<b>2026</b>	<b>2027</b>	<b>2028</b>	<b>2029</b>	<b>Total</b>
Real Estate Excise Tax II	9	-	-	-	-	-	-	-	9
Seattle Preschool Program Levy Funds	3,082	748	-	-	-	-	-	-	3,830
<b>Total:</b>	<b>3,091</b>	<b>748</b>	<b>-</b>	<b>-</b>	<b>-</b>	<b>-</b>	<b>-</b>	<b>-</b>	<b>3,838</b>

<b>Fund Appropriations / Allocations *</b>	<b>LTD Actuals</b>	<b>2023 Revised</b>	<b>2024</b>	<b>2025</b>	<b>2026</b>	<b>2027</b>	<b>2028</b>	<b>2029</b>	<b>Total</b>
REET II Capital Fund	9	-	-	-	-	-	-	-	9
Seattle Preschool Levy Fund	3,082	748	-	-	-	-	-	-	3,830
<b>Total:</b>	<b>3,091</b>	<b>748</b>	<b>-</b>	<b>-</b>	<b>-</b>	<b>-</b>	<b>-</b>	<b>-</b>	<b>3,838</b>

O&M Impacts: NA

\* Funds are appropriated through the Adopted Budget at the Budget Summary Level. All Amounts shown above are in thousands of dollars

### Lake City Community Center Redevelopment

<b>Project No:</b>	MC-PR-41040	<b>BSL Code:</b>	BC-PR-40000
<b>Project Type:</b>	Discrete	<b>BSL Name:</b>	Fix It First
<b>Project Category:</b>	Improved Facility	<b>Location:</b>	12531 28th Avenue NE
<b>Current Project Stage:</b>	Stage 2 - Initiation, Project Definition, & Planning	<b>Council District:</b>	Council District 5
<b>Start/End Date:</b>		<b>Neighborhood District:</b>	North
<b>Total Project Cost:</b>	\$45,100	<b>Urban Village:</b>	Lake City

This project will replace the current Lake City Community Center with a new facility and perform other related work. The new Lake City Community Center will be more accessible for all users and include improved recreation spaces. The project began with a feasibility study that identified the probable costs associated with a variety of options such as underground parking, gym size, possible childcare rooms and facilities, and number of floors and other recreation spaces.

Resources	LTD Actuals	2023 Revised	2024	2025	2026	2027	2028	2029	Total
LTGO Bond Proceeds	-	-	-	28,000	-	-	-	-	28,000
Real Estate Excise Tax I	500	-	-	-	3,375	-	-	-	3,875
Real Estate Excise Tax II	192	3,308	-	2,163	562	-	-	-	6,226
State Grant Funds	-	2,000	-	-	-	-	-	-	2,000
<b>Total:</b>	<b>692</b>	<b>5,308</b>	<b>-</b>	<b>30,163</b>	<b>3,937</b>	<b>-</b>	<b>-</b>	<b>-</b>	<b>40,100</b>
Fund Appropriations / Allocations *	LTD Actuals	2023 Revised	2024	2025	2026	2027	2028	2029	Total
2025 Multipurpose LTGO Bond Fund	-	-	-	28,000	-	-	-	-	28,000
Park And Recreation Fund	-	2,000	-	-	-	-	-	-	2,000
REET I Capital Fund	500	-	-	-	3,375	-	-	-	3,875
REET II Capital Fund	192	3,308	-	2,163	562	-	-	-	6,226
<b>Total:</b>	<b>692</b>	<b>5,308</b>	<b>-</b>	<b>30,163</b>	<b>3,937</b>	<b>-</b>	<b>-</b>	<b>-</b>	<b>40,100</b>

O&M Impacts: NA

\* Funds are appropriated through the Adopted Budget at the Budget Summary Level. All Amounts shown above are in thousands of dollars

### Landscape Restoration Program

<b>Project No:</b>	MC-PR-41017	<b>BSL Code:</b>	BC-PR-40000
<b>Project Type:</b>	Ongoing	<b>BSL Name:</b>	Fix It First
<b>Project Category:</b>	Rehabilitation or Restoration	<b>Location:</b>	Citywide
<b>Current Project Stage:</b>	N/A	<b>Council District:</b>	Multiple
<b>Start/End Date:</b>	N/A	<b>Neighborhood District:</b>	Multiple
<b>Total Project Cost:</b>	N/A	<b>Urban Village:</b>	Not in an Urban Village

This ongoing program restores developed landscape areas by replacing and installing shrubbery, trees, turf, structural elements, and other elements in parks throughout the City. The program also includes monitoring and plant establishment.

Resources	LTD Actuals	2023 Revised	2024	2025	2026	2027	2028	2029	Total
Property Sales and Interest Earnings	110	-	-	-	-	-	-	-	110
Real Estate Excise Tax I	1,752	110	-	-	-	-	-	-	1,862
Real Estate Excise Tax II	3,102	430	430	430	430	430	430	430	6,112
Use of Fund Balance	-	-	-	-	-	-	-	-	-
<b>Total:</b>	<b>4,964</b>	<b>540</b>	<b>430</b>	<b>430</b>	<b>430</b>	<b>430</b>	<b>430</b>	<b>430</b>	<b>8,084</b>
Fund Appropriations / Allocations *	LTD Actuals	2023 Revised	2024	2025	2026	2027	2028	2029	Total
Park And Recreation Fund	-	-	-	-	-	-	-	-	-
REET I Capital Fund	1,752	110	-	-	-	-	-	-	1,862
REET II Capital Fund	3,102	430	430	430	430	430	430	430	6,112
Unrestricted Cumulative Reserve Fund	110	-	-	-	-	-	-	-	110
<b>Total:</b>	<b>4,964</b>	<b>540</b>	<b>430</b>	<b>430</b>	<b>430</b>	<b>430</b>	<b>430</b>	<b>430</b>	<b>8,084</b>

O&M Impacts: NA

\* Funds are appropriated through the Adopted Budget at the Budget Summary Level. All Amounts shown above are in thousands of dollars

### Loyal Heights Community Center Renovation

<b>Project No:</b>	MC-PR-41038	<b>BSL Code:</b>	BC-PR-40000
<b>Project Type:</b>	Discrete	<b>BSL Name:</b>	Fix It First
<b>Project Category:</b>	Rehabilitation or Restoration	<b>Location:</b>	2101 N 77th ST
<b>Current Project Stage:</b>	Stage 2 - Initiation, Project Definition, & Planning	<b>Council District:</b>	Council District 6
<b>Start/End Date:</b>		<b>Neighborhood District:</b>	Ballard
<b>Total Project Cost:</b>	\$31	<b>Urban Village:</b>	Not in an Urban Village

This project renovates the building including interior space renovations, roof replacement, ADA improvements, seismic upgrades, window glazing, major systems improvements and related work. Combined, these renovations make the building safer, more efficient, and more accessible for users.

Resources	LTD Actuals	2023 Revised	2024	2025	2026	2027	2028	2029	Total
LTGO Bond Proceeds	-	-	-	-	29,000	-	-	-	29,000
Real Estate Excise Tax II	133	1,088	-	-	-	-	-	-	1,221
Seattle Park District Revenues	-	-	750	-	-	-	-	-	750
<b>Total:</b>	<b>133</b>	<b>1,088</b>	<b>750</b>	<b>-</b>	<b>29,000</b>	<b>-</b>	<b>-</b>	<b>-</b>	<b>30,971</b>
Fund Appropriations / Allocations *	LTD Actuals	2023 Revised	2024	2025	2026	2027	2028	2029	Total
2025 Multipurpose LTGO Bond Fund	-	-	-	-	29,000	-	-	-	29,000
REET II Capital Fund	133	1,088	-	-	-	-	-	-	1,221
Seattle Park District Fund	-	-	750	-	-	-	-	-	750
<b>Total:</b>	<b>133</b>	<b>1,088</b>	<b>750</b>	<b>-</b>	<b>29,000</b>	<b>-</b>	<b>-</b>	<b>-</b>	<b>30,971</b>

O&M Impacts: NA

\* Funds are appropriated through the Adopted Budget at the Budget Summary Level. All Amounts shown above are in thousands of dollars

### Loyal Heights Playfield Turf Replacement

<b>Project No:</b>	MC-PR-41048	<b>BSL Code:</b>	BC-PR-40000
<b>Project Type:</b>	Discrete	<b>BSL Name:</b>	Fix It First
<b>Project Category:</b>	Rehabilitation or Restoration	<b>Location:</b>	2101 N 77th ST
<b>Current Project Stage:</b>	Stage 6 - Closeout	<b>Council District:</b>	Council District 6
<b>Start/End Date:</b>	2018 - 2024	<b>Neighborhood District:</b>	Ballard
<b>Total Project Cost:</b>	\$1,285	<b>Urban Village:</b>	Not in an Urban Village

This project replaces the synthetic turf field surfacing (134,000 square feet) which was installed in 2006, and is near the end of its lifecycle. This improvement allows the continued use and scheduling of the playfield for soccer, baseball, and other activities.

Resources	LTD Actuals	2023 Revised	2024	2025	2026	2027	2028	2029	Total
Real Estate Excise Tax II	1,176	109	-	-	-	-	-	-	1,285
<b>Total:</b>	<b>1,176</b>	<b>109</b>	<b>-</b>	<b>-</b>	<b>-</b>	<b>-</b>	<b>-</b>	<b>-</b>	<b>1,285</b>
Fund Appropriations / Allocations *	LTD Actuals	2023 Revised	2024	2025	2026	2027	2028	2029	Total
REET II Capital Fund	1,176	109	-	-	-	-	-	-	1,285
<b>Total:</b>	<b>1,176</b>	<b>109</b>	<b>-</b>	<b>-</b>	<b>-</b>	<b>-</b>	<b>-</b>	<b>-</b>	<b>1,285</b>

O&M Impacts: NA

\* Funds are appropriated through the Adopted Budget at the Budget Summary Level. All Amounts shown above are in thousands of dollars

### Magnuson Community Center Improvements

<b>Project No:</b>	MC-PR-41067	<b>BSL Code:</b>	BC-PR-40000
<b>Project Type:</b>	Discrete	<b>BSL Name:</b>	Fix It First
<b>Project Category:</b>	Improved Facility	<b>Location:</b>	7110 62nd AVE NE
<b>Current Project Stage:</b>	Stage 5 - Construction	<b>Council District:</b>	Council District 4
<b>Start/End Date:</b>	2018 - 2024	<b>Neighborhood District:</b>	Northeast
<b>Total Project Cost:</b>	\$4,186	<b>Urban Village:</b>	Not in an Urban Village

This project provides funding for design and renovation of the Magnuson Park Community Center (Building #47) to reconfigure the interior space of the south side of the building for increased programming options. Work on Building #47 will include new mechanical, electrical, and plumbing components, window replacement, hazardous material abatement, and other related work. These improvements will greatly expand programming ability at Magnuson Community Center and make the facility more energy efficient and more comfortable in the summer.

Resources	LTD Actuals	2023 Revised	2024	2025	2026	2027	2028	2029	Total
King County Funds	1,036	-	-	-	-	-	-	-	1,036
Real Estate Excise Tax I	50	-	-	-	-	-	-	-	50
Real Estate Excise Tax II	502	648	-	-	-	-	-	-	1,150
State Grant Funds	1,950	-	-	-	-	-	-	-	1,950
<b>Total:</b>	<b>3,538</b>	<b>648</b>	-	-	-	-	-	-	<b>4,186</b>
Fund Appropriations / Allocations *	LTD Actuals	2023 Revised	2024	2025	2026	2027	2028	2029	Total
Park And Recreation Fund	2,986	-	-	-	-	-	-	-	2,986
REET I Capital Fund	50	-	-	-	-	-	-	-	50
REET II Capital Fund	502	648	-	-	-	-	-	-	1,150
<b>Total:</b>	<b>3,538</b>	<b>648</b>	-	-	-	-	-	-	<b>4,186</b>

O&M Impacts: NA

\* Funds are appropriated through the Adopted Budget at the Budget Summary Level. All Amounts shown above are in thousands of dollars



### Magnuson Major Maintenance

<b>Project No:</b>	MC-PR-41077	<b>BSL Code:</b>	BC-PR-40000
<b>Project Type:</b>	Ongoing	<b>BSL Name:</b>	Fix It First
<b>Project Category:</b>	Rehabilitation or Restoration	<b>Location:</b>	7400 Sandpoint Way NE
<b>Current Project Stage:</b>	N/A	<b>Council District:</b>	Council District 4
<b>Start/End Date:</b>	N/A	<b>Neighborhood District:</b>	
<b>Total Project Cost:</b>	N/A	<b>Urban Village:</b>	Not in an Urban Village

This ongoing project provides funds for some of the most pressing building and infrastructure needs at Magnuson Park. Examples of projects include building stabilization and renovation to meet current codes, safety and accessibility improvements to roads and pathways, utility upgrades, and other related work. The individual projects will extend the life of assets, improve life safety, reduce energy costs, and expand access to park amenities.

Resources	LTD Actuals	2023 Revised	2024	2025	2026	2027	2028	2029	Total
Real Estate Excise Tax II	-	-	-	-	769	1,100	1,147	1,463	4,479
Seattle Park District Revenues	-	779	810	842	876	911	947	985	6,151
<b>Total:</b>	-	<b>779</b>	<b>810</b>	<b>842</b>	<b>1,645</b>	<b>2,011</b>	<b>2,095</b>	<b>2,448</b>	<b>10,629</b>
Fund Appropriations / Allocations *	LTD Actuals	2023 Revised	2024	2025	2026	2027	2028	2029	Total
REET II Capital Fund	-	-	-	-	769	1,100	1,147	1,463	4,479
Seattle Park District Fund	-	779	810	842	876	911	947	985	6,151
<b>Total:</b>	-	<b>779</b>	<b>810</b>	<b>842</b>	<b>1,645</b>	<b>2,011</b>	<b>2,095</b>	<b>2,448</b>	<b>10,629</b>

**O&M Impacts:**

\* Funds are appropriated through the Adopted Budget at the Budget Summary Level. All Amounts shown above are in thousands of dollars

### Magnuson Park Athletic Field 12 Conversion

<b>Project No:</b>	MC-PR-41064	<b>BSL Code:</b>	BC-PR-40000
<b>Project Type:</b>	Discrete	<b>BSL Name:</b>	Fix It First
<b>Project Category:</b>	Improved Facility	<b>Location:</b>	7400 Sand Point Way NE
<b>Current Project Stage:</b>	Stage 1 - Pre-Project Development	<b>Council District:</b>	Council District 4
<b>Start/End Date:</b>	2027 - 2028	<b>Neighborhood District:</b>	Northeast
<b>Total Project Cost:</b>	\$8,320	<b>Urban Village:</b>	Not in an Urban Village

This project converts existing grass to synthetic turf, installs lighting, drainage improvements, and performs related work. Per the Magnuson Park Master Plan, the field is located south of the existing field 6 and west of the existing field 7 and will be reconfigured into field 12. This improvement allows for greater use and scheduling of the playfield for soccer, and other activities.

Resources	LTD Actuals	2023 Revised	2024	2025	2026	2027	2028	2029	Total
Real Estate Excise Tax I	-	-	-	-	-	3,396	798	-	4,194
Real Estate Excise Tax II	-	-	-	-	-	334	3,792	-	4,126
<b>Total:</b>	-	-	-	-	-	<b>3,730</b>	<b>4,590</b>	-	<b>8,320</b>
Fund Appropriations / Allocations *	LTD Actuals	2023 Revised	2024	2025	2026	2027	2028	2029	Total
REET I Capital Fund	-	-	-	-	-	3,396	798	-	4,194
REET II Capital Fund	-	-	-	-	-	334	3,792	-	4,126
<b>Total:</b>	-	-	-	-	-	<b>3,730</b>	<b>4,590</b>	-	<b>8,320</b>

O&M Impacts: NA

\* Funds are appropriated through the Adopted Budget at the Budget Summary Level. All Amounts shown above are in thousands of dollars

**Major Maintenance and Asset Management**

<b>Project No:</b>	MC-PR-41001	<b>BSL Code:</b>	BC-PR-40000
<b>Project Type:</b>	Ongoing	<b>BSL Name:</b>	Fix It First
<b>Project Category:</b>	Rehabilitation or Restoration	<b>Location:</b>	Citywide
<b>Current Project Stage:</b>	N/A	<b>Council District:</b>	Multiple
<b>Start/End Date:</b>	N/A	<b>Neighborhood District:</b>	Multiple
<b>Total Project Cost:</b>	N/A	<b>Urban Village:</b>	Multiple

This ongoing project provides funding for asset renewal in parks and recreation facilities citywide, including athletic fields, play areas, swimming pools, trails, buildings, accessibility elements, outdoor infrastructure, and related work. This project also funds integrated asset management to track and forecast long-term asset and maintenance needs. Typical major maintenance improvements may include, but are not limited to renovating buildings, Americans with Disabilities (ADA) access improvements, replacing play area structures, forest, landscape, trail maintenance and improvements, swimming pool repairs, athletic field refurbishment, and installation of energy efficient lighting, and related major maintenance work. These projects will address health and safety codes, extend the life of the asset, improve access for all, reduce energy costs, reclaim Parks property, and improve the overall park experience for the public.

<b>Resources</b>	<b>LTD Actuals</b>	<b>2023 Revised</b>	<b>2024</b>	<b>2025</b>	<b>2026</b>	<b>2027</b>	<b>2028</b>	<b>2029</b>	<b>Total</b>
CRS Misc Revenues	-	550	-	-	-	-	-	-	550
General Fund	137	363	-	-	-	-	-	-	500
King County Funds	122	2,345	-	-	-	-	-	-	2,467
King County Voter-Approved Levy	6	784	-	-	-	-	-	-	790
LTGO Bond Proceeds	-	626	-	-	4,550	22,850	-	-	28,026
Miscellaneous Revenues	-	5,398	2,413	3,173	-	-	-	-	10,984
Payroll Expense Tax	-	1,000	-	-	-	-	-	-	1,000
Private Funding/Donations	44	1,217	-	-	-	-	-	-	1,261
Real Estate Excise Tax I	5,832	3,880	1,184	507	4,638	1,644	7,132	134	24,950
Real Estate Excise Tax II	8,126	15,825	-	977	790	2,554	-	5,200	33,473
Seattle Park District Revenues	70,520	41,904	21,833	19,022	17,391	18,087	18,810	19,562	227,129
Seattle Voter-Approved Levy	-	268	-	-	-	-	-	-	268
State Grant Funds	1,188	3,876	-	-	-	-	-	-	5,064
Use of Fund Balance	140	1,000	-	-	-	-	-	-	1,140
<b>Total:</b>	<b>86,115</b>	<b>79,036</b>	<b>25,430</b>	<b>23,679</b>	<b>27,369</b>	<b>45,135</b>	<b>25,942</b>	<b>24,896</b>	<b>337,602</b>
<b>Fund Appropriations / Allocations *</b>	<b>LTD Actuals</b>	<b>2023 Revised</b>	<b>2024</b>	<b>2025</b>	<b>2026</b>	<b>2027</b>	<b>2028</b>	<b>2029</b>	<b>Total</b>
2012 Multipurpose LTGO Bond Fund	-	87	-	-	-	-	-	-	87
2014 Multipurpose LTGO Bond Fund	-	76	-	-	-	-	-	-	76
2015 Multipurpose LTGO Bond Fund	-	463	-	-	-	-	-	-	463
2025 Multipurpose LTGO Bond Fund	-	-	-	-	4,550	22,850	-	-	27,400
General Bond Interest and Redemption Fund	-	3,414	2,413	3,173	-	-	-	-	9,000
General Fund	137	363	-	-	-	-	-	-	500
King County Parks Levy Fund	6	1,784	-	-	-	-	-	-	1,790
Park And Recreation Fund	1,168	9,691	-	-	-	-	-	-	10,859
Payroll Expense Tax	-	1,000	-	-	-	-	-	-	1,000
REET I Capital Fund	5,832	3,880	1,184	507	4,638	1,644	7,132	134	24,950
REET II Capital Fund	8,126	15,825	-	977	790	2,554	-	5,200	33,473
Seattle Park District Fund	70,520	41,904	21,833	19,022	17,391	18,087	18,810	19,562	227,129
Unrestricted Cumulative Reserve Fund	325	550	-	-	-	-	-	-	875
<b>Total:</b>	<b>86,115</b>	<b>79,036</b>	<b>25,430</b>	<b>23,679</b>	<b>27,369</b>	<b>45,135</b>	<b>25,942</b>	<b>24,896</b>	<b>337,602</b>

\* Funds are appropriated through the Adopted Budget at the Budget Summary Level. All Amounts shown above are in thousands of dollars

O&M Impacts: NA

*\* Funds are appropriated through the Adopted Budget at the Budget Summary Level. All Amounts shown above are in thousands of dollars*

### Marra-Desimone Park Development

<b>Project No:</b>	MC-PR-16004	<b>BSL Code:</b>	BC-PR-10000
<b>Project Type:</b>	Discrete	<b>BSL Name:</b>	2008 Parks Levy
<b>Project Category:</b>	New Facility	<b>Location:</b>	9026 4th AVE S
<b>Current Project Stage:</b>	Stage 6 - Closeout	<b>Council District:</b>	Council District 1
<b>Start/End Date:</b>	2013 - 2024	<b>Neighborhood District:</b>	Greater Duwamish
<b>Total Project Cost:</b>	\$1,915	<b>Urban Village:</b>	Not in an Urban Village

This project provides for development of Marra-Desimone Park, which includes the Marra Farm, Seattle's largest site for urban gardening. It implements elements of the "Long-Range Development Plan for Marra-Desimone Park" (2008), and may include enhancement of the existing farm area, development of community and recreation space on the eastern side of the park, paths, and gateway features. This project is part of the 2008 Parks Levy.

Resources	LTD Actuals	2023 Revised	2024	2025	2026	2027	2028	2029	Total
Seattle Voter-Approved Levy	1,879	36	-	-	-	-	-	-	1,915
<b>Total:</b>	<b>1,879</b>	<b>36</b>	<b>-</b>	<b>-</b>	<b>-</b>	<b>-</b>	<b>-</b>	<b>-</b>	<b>1,915</b>
Fund Appropriations / Allocations *	LTD Actuals	2023 Revised	2024	2025	2026	2027	2028	2029	Total
2008 Parks Levy Fund	1,879	36	-	-	-	-	-	-	1,915
<b>Total:</b>	<b>1,879</b>	<b>36</b>	<b>-</b>	<b>-</b>	<b>-</b>	<b>-</b>	<b>-</b>	<b>-</b>	<b>1,915</b>

O&M Impacts: NA

\* Funds are appropriated through the Adopted Budget at the Budget Summary Level. All Amounts shown above are in thousands of dollars

**Municipal Energy Efficiency Program - Parks**

<b>Project No:</b>	MC-PR-41030	<b>BSL Code:</b>	BC-PR-40000
<b>Project Type:</b>	Ongoing	<b>BSL Name:</b>	Fix It First
<b>Project Category:</b>	Rehabilitation or Restoration	<b>Location:</b>	Citywide Multiple Locations
<b>Current Project Stage:</b>	N/A	<b>Council District:</b>	Multiple
<b>Start/End Date:</b>	N/A	<b>Neighborhood District:</b>	Multiple
<b>Total Project Cost:</b>	N/A	<b>Urban Village:</b>	Multiple

This project provides for investment in more energy efficient building systems and other facility efficiency improvements. By making these investments the City expects future savings in utility costs, and significant progress toward carbon neutrality. This program is intended to fund facility retrofit projects identified by energy audits. These projects are identified and worked on in collaboration with the Office for Sustainability and Environment (OSE) and funding varies by year.

<b>Resources</b>	<b>LTD Actuals</b>	<b>2023 Revised</b>	<b>2024</b>	<b>2025</b>	<b>2026</b>	<b>2027</b>	<b>2028</b>	<b>2029</b>	<b>Total</b>
LTGO Bond Proceeds	478	-	-	-	-	-	-	-	478
Park and Recreation Fund	-	-	-	-	-	-	-	-	-
Real Estate Excise Tax I	2,165	1,663	190	-	-	-	-	-	4,018
Real Estate Excise Tax II	246	-	-	-	-	-	-	-	246
State Grant Funds	-	173	-	-	-	-	-	-	173
<b>Total:</b>	<b>2,889</b>	<b>1,836</b>	<b>190</b>	<b>-</b>	<b>-</b>	<b>-</b>	<b>-</b>	<b>-</b>	<b>4,915</b>
<b>Fund Appropriations / Allocations *</b>	<b>LTD Actuals</b>	<b>2023 Revised</b>	<b>2024</b>	<b>2025</b>	<b>2026</b>	<b>2027</b>	<b>2028</b>	<b>2029</b>	<b>Total</b>
2011 Multipurpose LTGO Bond Fund	478	-	-	-	-	-	-	-	478
Park And Recreation Fund	-	173	-	-	-	-	-	-	173
REET I Capital Fund	2,165	1,663	190	-	-	-	-	-	4,018
REET II Capital Fund	246	-	-	-	-	-	-	-	246
<b>Total:</b>	<b>2,889</b>	<b>1,836</b>	<b>190</b>	<b>-</b>	<b>-</b>	<b>-</b>	<b>-</b>	<b>-</b>	<b>4,915</b>

O&M Impacts: NA

\* Funds are appropriated through the Adopted Budget at the Budget Summary Level. All Amounts shown above are in thousands of dollars

**Neighborhood Park Acquisitions- 2008 Parks Levy**

<b>Project No:</b>	MC-PR-14001	<b>BSL Code:</b>	BC-PR-10000
<b>Project Type:</b>	Ongoing	<b>BSL Name:</b>	2008 Parks Levy
<b>Project Category:</b>	New Facility	<b>Location:</b>	Multiple Locations
<b>Current Project Stage:</b>	N/A	<b>Council District:</b>	Multiple
<b>Start/End Date:</b>	N/A	<b>Neighborhood District:</b>	Multiple
<b>Total Project Cost:</b>	N/A	<b>Urban Village:</b>	Multiple

This project provides for acquisition of property to create new urban parklands in Seattle's most densely-developed neighborhoods as identified in Seattle Parks and Recreation's 2006 Gap Analysis. Levy funds are supplemented by grants and funds from other sources and are not expected to be sufficient to complete acquisitions in all the targeted areas. This project is part of the 2008 Parks Levy.

<b>Resources</b>	<b>LTD Actuals</b>	<b>2023 Revised</b>	<b>2024</b>	<b>2025</b>	<b>2026</b>	<b>2027</b>	<b>2028</b>	<b>2029</b>	<b>Total</b>
Seattle Voter-Approved Levy	22,672	1,908	-	-	-	-	-	-	24,581
<b>Total:</b>	<b>22,672</b>	<b>1,908</b>	<b>-</b>	<b>-</b>	<b>-</b>	<b>-</b>	<b>-</b>	<b>-</b>	<b>24,581</b>
<b>Fund Appropriations / Allocations *</b>	<b>LTD Actuals</b>	<b>2023 Revised</b>	<b>2024</b>	<b>2025</b>	<b>2026</b>	<b>2027</b>	<b>2028</b>	<b>2029</b>	<b>Total</b>
2008 Parks Levy Fund	22,672	1,908	-	-	-	-	-	-	24,581
<b>Total:</b>	<b>22,672</b>	<b>1,908</b>	<b>-</b>	<b>-</b>	<b>-</b>	<b>-</b>	<b>-</b>	<b>-</b>	<b>24,581</b>

O&M Impacts: NA

\* Funds are appropriated through the Adopted Budget at the Budget Summary Level. All Amounts shown above are in thousands of dollars

**Neighborhood Parks & Playgrounds- 2008 Parks Levy**

<b>Project No:</b>	MC-PR-16001	<b>BSL Code:</b>	BC-PR-10000
<b>Project Type:</b>	Ongoing	<b>BSL Name:</b>	2008 Parks Levy
<b>Project Category:</b>	Rehabilitation or Restoration	<b>Location:</b>	Citywide
<b>Current Project Stage:</b>	N/A	<b>Council District:</b>	Multiple
<b>Start/End Date:</b>	N/A	<b>Neighborhood District:</b>	Multiple
<b>Total Project Cost:</b>	N/A	<b>Urban Village:</b>	Not in an Urban Village

The project provides a contingency for Neighborhood Parks & Playground projects on a case-by-case basis, subject to Department recommendations. General costs applicable to all projects, such as interest on borrowed funds, may be paid from this project. This project is part of the 2008 Parks Levy.

<b>Resources</b>	<b>LTD Actuals</b>	<b>2023 Revised</b>	<b>2024</b>	<b>2025</b>	<b>2026</b>	<b>2027</b>	<b>2028</b>	<b>2029</b>	<b>Total</b>
Seattle Voter-Approved Levy	147	6	-	-	-	-	-	-	153
<b>Total:</b>	<b>147</b>	<b>6</b>	<b>-</b>	<b>-</b>	<b>-</b>	<b>-</b>	<b>-</b>	<b>-</b>	<b>153</b>
<b>Fund Appropriations / Allocations *</b>	<b>LTD Actuals</b>	<b>2023 Revised</b>	<b>2024</b>	<b>2025</b>	<b>2026</b>	<b>2027</b>	<b>2028</b>	<b>2029</b>	<b>Total</b>
2008 Parks Levy Fund	147	6	-	-	-	-	-	-	153
<b>Total:</b>	<b>147</b>	<b>6</b>	<b>-</b>	<b>-</b>	<b>-</b>	<b>-</b>	<b>-</b>	<b>-</b>	<b>153</b>

**O&M Impacts:** NA

\* Funds are appropriated through the Adopted Budget at the Budget Summary Level. All Amounts shown above are in thousands of dollars



### Neighborhood Response Program

<b>Project No:</b>	MC-PR-41024	<b>BSL Code:</b>	BC-PR-40000
<b>Project Type:</b>	Ongoing	<b>BSL Name:</b>	Fix It First
<b>Project Category:</b>	Rehabilitation or Restoration	<b>Location:</b>	Citywide
<b>Current Project Stage:</b>	N/A	<b>Council District:</b>	Multiple
<b>Start/End Date:</b>	N/A	<b>Neighborhood District:</b>	Multiple
<b>Total Project Cost:</b>	N/A	<b>Urban Village:</b>	Multiple

This ongoing program provides funding for small projects identified by the community. Projects are typically under \$50,000 and address small scale requests to resolve emergent issues and/or , major maintenance activities/renovations performed in conjunction with development-oriented Neighborhood Matching Fund (NMF) projects. This program enables the Department to respond quickly to community requests for repairs in neighborhood parks.

Resources	LTD Actuals	2023 Revised	2024	2025	2026	2027	2028	2029	Total
King County Funds	37	-	-	-	-	-	-	-	37
Private Funding/Donations	908	79	-	-	-	-	-	-	987
Real Estate Excise Tax I	888	85	-	-	-	-	-	-	973
Real Estate Excise Tax II	1,585	339	250	250	250	250	250	250	3,424
<b>Total:</b>	<b>3,418</b>	<b>504</b>	<b>250</b>	<b>250</b>	<b>250</b>	<b>250</b>	<b>250</b>	<b>250</b>	<b>5,422</b>

Fund Appropriations / Allocations *	LTD Actuals	2023 Revised	2024	2025	2026	2027	2028	2029	Total
REET I Capital Fund	888	85	-	-	-	-	-	-	973
REET II Capital Fund	1,585	339	250	250	250	250	250	250	3,424
Unrestricted Cumulative Reserve Fund	945	79	-	-	-	-	-	-	1,024
<b>Total:</b>	<b>3,418</b>	<b>504</b>	<b>250</b>	<b>250</b>	<b>250</b>	<b>250</b>	<b>250</b>	<b>250</b>	<b>5,422</b>

O&M Impacts: NA

\* Funds are appropriated through the Adopted Budget at the Budget Summary Level. All Amounts shown above are in thousands of dollars

**New Park Development**

<b>Project No:</b>	MC-PR-21003	<b>BSL Code:</b>	BC-PR-20000
<b>Project Type:</b>	Ongoing	<b>BSL Name:</b>	Building For The Future
<b>Project Category:</b>	Improved Facility	<b>Location:</b>	Citywide
<b>Current Project Stage:</b>	N/A	<b>Council District:</b>	Multiple
<b>Start/End Date:</b>	N/A	<b>Neighborhood District:</b>	Multiple
<b>Total Project Cost:</b>	N/A	<b>Urban Village:</b>	Multiple

This ongoing project develops new parks on land-banked sites, new acquisition sites, and partnership development sites. Depending on the size, location, and type of park, new elements could include trees and landscaping, paths, plazas, a play area, site furniture, lighting, and other related improvements. Each newly developed park will improve the neighborhood and will have environmental benefits. Funding for this project will also be used to make short-term enhancements to sites with a longer development timeline to reduce the risk of adverse activity and increase the benefit of the site to the surrounding community. This project was formerly known as "Develop 14 New Parks at Land-Banked Sites."

<b>Resources</b>	<b>LTD Actuals</b>	<b>2023 Revised</b>	<b>2024</b>	<b>2025</b>	<b>2026</b>	<b>2027</b>	<b>2028</b>	<b>2029</b>	<b>Total</b>
King County Funds	-	685	-	-	-	-	-	-	685
Miscellaneous Revenues	351	719	-	-	-	-	-	-	1,070
Park and Recreation Fund	940	2,560	-	-	-	-	-	-	3,500
Real Estate Excise Tax II	-	-	-	-	-	-	-	2,264	2,264
Seattle Park District Revenues	10,572	7,694	7,369	1,944	2,022	2,102	2,186	2,274	36,163
State Grant Funds	-	1,460	-	-	-	-	-	-	1,460
<b>Total:</b>	<b>11,863</b>	<b>13,119</b>	<b>7,369</b>	<b>1,944</b>	<b>2,022</b>	<b>2,102</b>	<b>2,186</b>	<b>4,538</b>	<b>45,143</b>
<b>Fund Appropriations / Allocations *</b>	<b>LTD Actuals</b>	<b>2023 Revised</b>	<b>2024</b>	<b>2025</b>	<b>2026</b>	<b>2027</b>	<b>2028</b>	<b>2029</b>	<b>Total</b>
Park And Recreation Fund	1,291	5,425	-	-	-	-	-	-	6,716
REET II Capital Fund	-	-	-	-	-	-	-	2,264	2,264
Seattle Park District Fund	10,572	7,694	7,369	1,944	2,022	2,102	2,186	2,274	36,163
<b>Total:</b>	<b>11,863</b>	<b>13,119</b>	<b>7,369</b>	<b>1,944</b>	<b>2,022</b>	<b>2,102</b>	<b>2,186</b>	<b>4,538</b>	<b>45,143</b>

O&M Impacts: NA

\* Funds are appropriated through the Adopted Budget at the Budget Summary Level. All Amounts shown above are in thousands of dollars

### Northwest Native Canoe Center Development

<b>Project No:</b>	MC-PR-15010	<b>BSL Code:</b>	BC-PR-10000
<b>Project Type:</b>	Discrete	<b>BSL Name:</b>	2008 Parks Levy
<b>Project Category:</b>	Improved Facility	<b>Location:</b>	860 Terry AVE N
<b>Current Project Stage:</b>	Stage 3 - Design	<b>Council District:</b>	Council District 3
<b>Start/End Date:</b>	2014 - 2024	<b>Neighborhood District:</b>	Magnolia/Queen Anne
<b>Total Project Cost:</b>	\$4,695	<b>Urban Village:</b>	South Lake Union

This project, part of the 2008 Parks Levy Opportunity Fund, develops a carving house which includes a living roof, and installs a carved "Welcome" figure on the beach. The project provides insight into distinctive varieties of Native American culture in a location at Lake Union where Native carvers are safe, and the public is welcome. This is the first phase of a two-building development.

Resources	LTD Actuals	2023 Revised	2024	2025	2026	2027	2028	2029	Total
Private Funding/Donations	-	1,960	-	-	-	-	-	-	1,960
Seattle Voter-Approved Levy	343	407	-	-	-	-	-	-	750
State Grant Funds	-	1,985	-	-	-	-	-	-	1,985
<b>Total:</b>	<b>343</b>	<b>4,352</b>	<b>-</b>	<b>-</b>	<b>-</b>	<b>-</b>	<b>-</b>	<b>-</b>	<b>4,695</b>
Fund Appropriations / Allocations *	LTD Actuals	2023 Revised	2024	2025	2026	2027	2028	2029	Total
2008 Parks Levy Fund	343	407	-	-	-	-	-	-	750
Park And Recreation Fund	-	3,945	-	-	-	-	-	-	3,945
<b>Total:</b>	<b>343</b>	<b>4,352</b>	<b>-</b>	<b>-</b>	<b>-</b>	<b>-</b>	<b>-</b>	<b>-</b>	<b>4,695</b>

O&M Impacts: NA

\* Funds are appropriated through the Adopted Budget at the Budget Summary Level. All Amounts shown above are in thousands of dollars

### Opportunity Fund Development- 2008 Parks Levy

<b>Project No:</b>	MC-PR-15002	<b>BSL Code:</b>	BC-PR-10000
<b>Project Type:</b>	Ongoing	<b>BSL Name:</b>	2008 Parks Levy
<b>Project Category:</b>	Improved Facility	<b>Location:</b>	Citywide
<b>Current Project Stage:</b>	N/A	<b>Council District:</b>	Multiple
<b>Start/End Date:</b>	N/A	<b>Neighborhood District:</b>	Multiple
<b>Total Project Cost:</b>	N/A	<b>Urban Village:</b>	Not in an Urban Village

The project provides a contingency for Opportunity Fund projects on a case-by-case basis, subject to Department recommendations. General costs applicable to all projects, such as interest on borrowed funds, may be paid from this project. Specific projects will be authorized and funded through separate legislative action. This project is part of the 2008 Parks Levy.

Resources	LTD Actuals	2023 Revised	2024	2025	2026	2027	2028	2029	Total
King County Voter-Approved Levy	-	-	-	-	-	-	-	-	-
Seattle Voter-Approved Levy	159	290	-	-	-	-	-	-	449
<b>Total:</b>	<b>160</b>	<b>290</b>	-	-	-	-	-	-	<b>450</b>
Fund Appropriations / Allocations *	LTD Actuals	2023 Revised	2024	2025	2026	2027	2028	2029	Total
2008 Parks Levy Fund	159	290	-	-	-	-	-	-	449
King County Parks Levy Fund	-	-	-	-	-	-	-	-	-
<b>Total:</b>	<b>160</b>	<b>290</b>	-	-	-	-	-	-	<b>450</b>

O&M Impacts: NA

\* Funds are appropriated through the Adopted Budget at the Budget Summary Level. All Amounts shown above are in thousands of dollars

### Othello Park Improvements

<b>Project No:</b>	MC-PR-15011	<b>BSL Code:</b>	BC-PR-10000
<b>Project Type:</b>	Discrete	<b>BSL Name:</b>	2008 Parks Levy
<b>Project Category:</b>	Improved Facility	<b>Location:</b>	4351 S Othello ST
<b>Current Project Stage:</b>	Stage 6 - Closeout	<b>Council District:</b>	Council District 2
<b>Start/End Date:</b>	2014 - 2024	<b>Neighborhood District:</b>	Southeast
<b>Total Project Cost:</b>	\$646	<b>Urban Village:</b>	Not in an Urban Village

This project, part of the 2008 Parks Levy Opportunity Fund, renovates the play area and basketball courts, installs benches and games tables, prepares P-Patches, and adds rain gardens and bio-swales to address drainage. This project also includes way-finding markers embedded in the walking paths. Renovations improve safety in the park and help the park function better as a neighborhood and community gathering spot.

Resources	LTD Actuals	2023 Revised	2024	2025	2026	2027	2028	2029	Total
Seattle Voter-Approved Levy	635	11	-	-	-	-	-	-	646
<b>Total:</b>	<b>635</b>	<b>11</b>	<b>-</b>	<b>-</b>	<b>-</b>	<b>-</b>	<b>-</b>	<b>-</b>	<b>646</b>
Fund Appropriations / Allocations *	LTD Actuals	2023 Revised	2024	2025	2026	2027	2028	2029	Total
2008 Parks Levy Fund	635	11	-	-	-	-	-	-	646
<b>Total:</b>	<b>635</b>	<b>11</b>	<b>-</b>	<b>-</b>	<b>-</b>	<b>-</b>	<b>-</b>	<b>-</b>	<b>646</b>

O&M Impacts: NA

\* Funds are appropriated through the Adopted Budget at the Budget Summary Level. All Amounts shown above are in thousands of dollars

**Park CommUNITY Fund**

<b>Project No:</b>	MC-PR-21002	<b>BSL Code:</b>	BC-PR-20000
<b>Project Type:</b>	Ongoing	<b>BSL Name:</b>	Building For The Future
<b>Project Category:</b>	Improved Facility	<b>Location:</b>	Citywide
<b>Current Project Stage:</b>	N/A	<b>Council District:</b>	Multiple
<b>Start/End Date:</b>	N/A	<b>Neighborhood District:</b>	Multiple
<b>Total Project Cost:</b>	N/A	<b>Urban Village:</b>	Multiple

This ongoing project provides funding to support community-initiated improvement or upgrade projects to parks and facilities; with a focus on neighborhoods with a history of racial disparities regarding access to green space and safety from environmental harms. No match is required from community groups applying for this funding. Seattle Parks and Recreation will develop and administer a process by which projects will be selected and funding recommendations made to the Superintendent by the Board of Parks and Recreation Commissioners (BPRC). This funding can be used as seed funding for outside grants and private fundraising, to support initial feasibility work, or implement small responsive improvements in collaboration with communities. This project number was formerly used for the Major Projects Challenge Fund and Equitable Park Development Fund.

<b>Resources</b>	<b>LTD Actuals</b>	<b>2023 Revised</b>	<b>2024</b>	<b>2025</b>	<b>2026</b>	<b>2027</b>	<b>2028</b>	<b>2029</b>	<b>Total</b>
King County Funds	150	-	-	-	-	-	-	-	150
Misc Future Revenue/Grants	-	30	-	-	-	-	-	-	30
Private Funding/Donations	1,132	2,360	-	-	-	-	-	-	3,492
Real Estate Excise Tax I	-	1,250	-	-	-	-	-	-	1,250
Seattle Park District Revenues	5,896	7,135	3,235	3,364	3,499	3,639	3,785	3,936	34,489
State Grant Funds	1,510	1,098	-	-	-	-	-	-	2,608
<b>Total:</b>	<b>8,688</b>	<b>11,873</b>	<b>3,235</b>	<b>3,364</b>	<b>3,499</b>	<b>3,639</b>	<b>3,785</b>	<b>3,936</b>	<b>42,019</b>
<b>Fund Appropriations / Allocations *</b>	<b>LTD Actuals</b>	<b>2023 Revised</b>	<b>2024</b>	<b>2025</b>	<b>2026</b>	<b>2027</b>	<b>2028</b>	<b>2029</b>	<b>Total</b>
Park And Recreation Fund	2,792	3,488	-	-	-	-	-	-	6,280
REET I Capital Fund	-	1,250	-	-	-	-	-	-	1,250
Seattle Park District Fund	5,896	7,135	3,235	3,364	3,499	3,639	3,785	3,936	34,489
<b>Total:</b>	<b>8,688</b>	<b>11,873</b>	<b>3,235</b>	<b>3,364</b>	<b>3,499</b>	<b>3,639</b>	<b>3,785</b>	<b>3,936</b>	<b>42,019</b>

O&M Impacts: NA

\* Funds are appropriated through the Adopted Budget at the Budget Summary Level. All Amounts shown above are in thousands of dollars

**Park Land Acquisition and Leverage Fund**

<b>Project No:</b>	MC-PR-21001	<b>BSL Code:</b>	BC-PR-20000
<b>Project Type:</b>	Ongoing	<b>BSL Name:</b>	Building For The Future
<b>Project Category:</b>	New Facility	<b>Location:</b>	Citywide
<b>Current Project Stage:</b>	N/A	<b>Council District:</b>	Multiple
<b>Start/End Date:</b>	N/A	<b>Neighborhood District:</b>	Multiple
<b>Total Project Cost:</b>	N/A	<b>Urban Village:</b>	Multiple

This ongoing project provides funds for land acquisition, leveraging capital projects, pre-acquisition activities (including planning, title searches, appraisals, negotiations, and community involvement), associated with acquisitions of specified real property, and related work. The project also serves as a match to leverage other funding sources such as King County Conservation Futures.

<b>Resources</b>	<b>LTD Actuals</b>	<b>2023 Revised</b>	<b>2024</b>	<b>2025</b>	<b>2026</b>	<b>2027</b>	<b>2028</b>	<b>2029</b>	<b>Total</b>
King County Funds	8,275	3,625	300	300	300	300	300	300	13,700
Miscellaneous Revenues	-	326	-	-	-	-	-	-	326
Park and Recreation Fund	-	1,000	-	-	-	-	-	-	1,000
Private Funding/Donations	-	100	-	-	-	-	-	-	100
Seattle Park District Revenues	9,757	2,968	1,386	1,442	1,499	1,559	1,622	1,686	21,920
Use of Fund Balance	-	3,530	-	-	-	-	-	-	3,530
<b>Total:</b>	<b>18,033</b>	<b>11,549</b>	<b>1,686</b>	<b>1,742</b>	<b>1,799</b>	<b>1,859</b>	<b>1,922</b>	<b>1,986</b>	<b>40,576</b>
<b>Fund Appropriations / Allocations *</b>	<b>LTD Actuals</b>	<b>2023 Revised</b>	<b>2024</b>	<b>2025</b>	<b>2026</b>	<b>2027</b>	<b>2028</b>	<b>2029</b>	<b>Total</b>
Park And Recreation Fund	7,379	7,978	300	300	300	300	300	300	17,156
Seattle Park District Fund	9,757	2,968	1,386	1,442	1,499	1,559	1,622	1,686	21,920
Unrestricted Cumulative Reserve Fund	897	603	-	-	-	-	-	-	1,500
<b>Total:</b>	<b>18,033</b>	<b>11,549</b>	<b>1,686</b>	<b>1,742</b>	<b>1,799</b>	<b>1,859</b>	<b>1,922</b>	<b>1,986</b>	<b>40,576</b>

O&M Impacts: NA

\* Funds are appropriated through the Adopted Budget at the Budget Summary Level. All Amounts shown above are in thousands of dollars

**Parks Central Waterfront Piers Rehabilitation**

<b>Project No:</b>	MC-PR-21007	<b>BSL Code:</b>	BC-PR-20000
<b>Project Type:</b>	Discrete	<b>BSL Name:</b>	Building For The Future
<b>Project Category:</b>	Rehabilitation or Restoration	<b>Location:</b>	Alaskan Way
<b>Current Project Stage:</b>	Stage 5 - Construction	<b>Council District:</b>	Council District 7
<b>Start/End Date:</b>	2016 - 2024	<b>Neighborhood District:</b>	Downtown
<b>Total Project Cost:</b>	\$111,167	<b>Urban Village:</b>	Downtown

The Waterfront Park and Pier 62/63 are public park facilities that provide public access to Elliott Bay and host a range of public events, markets and performances. Both piers need a full seismic upgrade to meet current life safety codes, and Waterfront Park needs significant access improvements. Waterfront Park is envisioned as a flexible public recreation and open space. Pier 62/63 is anticipated to be more heavily programmed, with a flexible activity rink, events, and performances. The Department of Parks and Recreation (DPR) owns the piers, but the Office of the Waterfront will lead the rehabilitation. The Pier 62/63 Phase 1 Rebuild was substantially complete in July 2020 with Pier 62 now operational, the next phase will demolish Pier 63. This project is part of the overall Central Waterfront program. (Interfund Loan will be repaid with Local Improvement District Bonds.)

<b>Resources</b>	<b>LTD Actuals</b>	<b>2023 Revised</b>	<b>2024</b>	<b>2025</b>	<b>2026</b>	<b>2027</b>	<b>2028</b>	<b>2029</b>	<b>Total</b>
Interfund Loan - CWIF	331	-	-	-	-	-	-	-	331
Local Improvement District Funding	3,816	14,003	8,251	-	-	-	-	-	26,070
Miscellaneous Revenues	1,520	-	-	-	-	-	-	-	1,520
Private Funding/Donations	10,500	12,150	14,022	-	-	-	-	-	36,672
Real Estate Excise Tax I	3,023	2,009	-	-	-	-	-	-	5,032
Real Estate Excise Tax II	23,087	-	-	-	-	-	-	-	23,087
Seattle Park District Revenues	4,638	4,464	-	-	-	-	-	-	9,102
Seawall Levy	3,303	-	-	-	-	-	-	-	3,303
State Grant Funds	-	1,500	-	-	-	-	-	-	1,500
Street Use Fees	475	75	-	-	-	-	-	-	550
Street Vacations - CRSU	466	3,534	-	-	-	-	-	-	4,000
<b>Total:</b>	<b>51,158</b>	<b>37,735</b>	<b>22,273</b>	<b>-</b>	<b>-</b>	<b>-</b>	<b>-</b>	<b>-</b>	<b>111,167</b>
<b>Fund Appropriations / Allocations *</b>	<b>LTD Actuals</b>	<b>2023 Revised</b>	<b>2024</b>	<b>2025</b>	<b>2026</b>	<b>2027</b>	<b>2028</b>	<b>2029</b>	<b>Total</b>
Alaskan Way Seawall	1,495	-	-	-	-	-	-	-	1,495
Alaskan Way Seawall Const Fund	1,808	-	-	-	-	-	-	-	1,808
Beach Maintenance Fund	1,520	-	-	-	-	-	-	-	1,520
Central Waterfront Improvement Fund	13,122	12,075	13,173	-	-	-	-	-	38,370
Park And Recreation Fund	-	1,650	-	-	-	-	-	-	1,650
REET I Capital Fund	3,023	2,009	-	-	-	-	-	-	5,032
REET II Capital Fund	23,087	-	-	-	-	-	-	-	23,087
Seattle Park District Fund	4,638	4,464	-	-	-	-	-	-	9,102
Unrestricted Cumulative Reserve Fund	466	3,534	-	-	-	-	-	-	4,000
Waterfront LID #6751	2,000	14,003	9,100	-	-	-	-	-	25,103
<b>Total:</b>	<b>51,158</b>	<b>37,735</b>	<b>22,273</b>	<b>-</b>	<b>-</b>	<b>-</b>	<b>-</b>	<b>-</b>	<b>111,167</b>

O&M Impacts: NA

\* Funds are appropriated through the Adopted Budget at the Budget Summary Level. All Amounts shown above are in thousands of dollars



### Parks Upgrade Program

<b>Project No:</b>	MC-PR-41029	<b>BSL Code:</b>	BC-PR-40000
<b>Project Type:</b>	Ongoing	<b>BSL Name:</b>	Fix It First
<b>Project Category:</b>	Rehabilitation or Restoration	<b>Location:</b>	Citywide
<b>Current Project Stage:</b>	N/A	<b>Council District:</b>	Multiple
<b>Start/End Date:</b>	N/A	<b>Neighborhood District:</b>	Multiple
<b>Total Project Cost:</b>	N/A	<b>Urban Village:</b>	Multiple

This ongoing program provides minor capital improvements to low-income area parks throughout the City. Conservation Corps Program staff perform this work, providing training opportunities for low-income, homeless, and other at-risk community members. Program elements include provision of ADA improvements to parks and park restrooms, accessible drinking fountain installation, basketball court construction, bench and picnic table installation, tree purchase and planting, and other small-scale capital projects. Funding is also targeted to projects that can be integrated with other community-identified amenities.

Resources	LTD Actuals	2023 Revised	2024	2025	2026	2027	2028	2029	Total
Federal Community Development Block Grant	6,687	808	808	808	808	808	808	808	12,343
Real Estate Excise Tax II	1,524	-	-	-	-	-	-	-	1,524
Use of Fund Balance	-	-	-	-	-	-	-	-	-
<b>Total:</b>	<b>8,211</b>	<b>808</b>	<b>808</b>	<b>808</b>	<b>808</b>	<b>808</b>	<b>808</b>	<b>808</b>	<b>13,867</b>

Fund Appropriations / Allocations *	LTD Actuals	2023 Revised	2024	2025	2026	2027	2028	2029	Total
Park And Recreation Fund	6,687	808	808	808	808	808	808	808	12,343
REET II Capital Fund	1,524	-	-	-	-	-	-	-	1,524
<b>Total:</b>	<b>8,211</b>	<b>808</b>	<b>808</b>	<b>808</b>	<b>808</b>	<b>808</b>	<b>808</b>	<b>808</b>	<b>13,867</b>

**O&M Impacts:** NA

\* Funds are appropriated through the Adopted Budget at the Budget Summary Level. All Amounts shown above are in thousands of dollars

### Pathways Park Renovation

<b>Project No:</b>	MC-PR-41073	<b>BSL Code:</b>	BC-PR-40000
<b>Project Type:</b>	Discrete	<b>BSL Name:</b>	Fix It First
<b>Project Category:</b>	Rehabilitation or Restoration	<b>Location:</b>	5201 Sand Point Way NE
<b>Current Project Stage:</b>	Stage 2 - Initiation, Project Definition, & Planning	<b>Council District:</b>	Council District 4
<b>Start/End Date:</b>	2020 - 2024	<b>Neighborhood District:</b>	Northeast
<b>Total Project Cost:</b>	\$6,372	<b>Urban Village:</b>	Not in an Urban Village

This project will renovate the eastern portion of Pathways Park to create an inclusive park space for people of diverse abilities. The current play area will be replaced with new play features along a renovated loop pathway with landscape improvements. The project will also include improved and expanded accessible parking, restroom improvements, and related work. This project used to be called Burke-Gilman Playground Park Renovation.

Resources	LTD Actuals	2023 Revised	2024	2025	2026	2027	2028	2029	Total
King County Funds	-	500	-	-	-	-	-	-	500
King County Parks Levy	530	270	-	-	-	-	-	-	800
Private Funding/Donations	-	2,946	-	-	-	-	-	-	2,946
Real Estate Excise Tax I	40	160	-	-	-	-	-	-	200
State Grant Funds	-	1,926	-	-	-	-	-	-	1,926
<b>Total:</b>	<b>570</b>	<b>5,802</b>	-	-	-	-	-	-	<b>6,372</b>
Fund Appropriations / Allocations *	LTD Actuals	2023 Revised	2024	2025	2026	2027	2028	2029	Total
King County Parks Levy Fund	530	270	-	-	-	-	-	-	800
Park And Recreation Fund	-	5,372	-	-	-	-	-	-	5,372
REET I Capital Fund	40	160	-	-	-	-	-	-	200
<b>Total:</b>	<b>570</b>	<b>5,802</b>	-	-	-	-	-	-	<b>6,372</b>

**O&M Impacts:**

\* Funds are appropriated through the Adopted Budget at the Budget Summary Level. All Amounts shown above are in thousands of dollars

### Pavement Restoration Program

<b>Project No:</b>	MC-PR-41025	<b>BSL Code:</b>	BC-PR-40000
<b>Project Type:</b>	Ongoing	<b>BSL Name:</b>	Fix It First
<b>Project Category:</b>	Rehabilitation or Restoration	<b>Location:</b>	Citywide
<b>Current Project Stage:</b>	N/A	<b>Council District:</b>	Multiple
<b>Start/End Date:</b>	N/A	<b>Neighborhood District:</b>	Multiple
<b>Total Project Cost:</b>	N/A	<b>Urban Village:</b>	Multiple

This ongoing project funds various project activities, including, but not limited to, seal-coats to new pavement to extend its lifespan, pavement patching, sub-grade repairs, overlays to small areas, and repairs associated with pavement failures (e.g., heaving, sinking, cracking, and root invasion). Improvements reduce damage to asphalt, lengthen pavement lifespan, and reduce safety hazards such as uneven pavement.

Resources	LTD Actuals	2023 Revised	2024	2025	2026	2027	2028	2029	Total
Federal Grant Funds	600	-	-	-	-	-	-	-	600
Miscellaneous Grants or Donations	42	-	-	-	-	-	-	-	42
Real Estate Excise Tax I	757	-	-	-	-	-	-	-	757
Real Estate Excise Tax II	2,519	200	300	390	400	400	400	400	5,009
<b>Total:</b>	<b>3,917</b>	<b>200</b>	<b>300</b>	<b>390</b>	<b>400</b>	<b>400</b>	<b>400</b>	<b>400</b>	<b>6,407</b>
Fund Appropriations / Allocations *	LTD Actuals	2023 Revised	2024	2025	2026	2027	2028	2029	Total
REET I Capital Fund	757	-	-	-	-	-	-	-	757
REET II Capital Fund	2,519	200	300	390	400	400	400	400	5,009
Unrestricted Cumulative Reserve Fund	642	-	-	-	-	-	-	-	642
<b>Total:</b>	<b>3,917</b>	<b>200</b>	<b>300</b>	<b>390</b>	<b>400</b>	<b>400</b>	<b>400</b>	<b>400</b>	<b>6,407</b>

O&M Impacts: NA

\* Funds are appropriated through the Adopted Budget at the Budget Summary Level. All Amounts shown above are in thousands of dollars

### Play Area Renovations

<b>Project No:</b>	MC-PR-41039	<b>BSL Code:</b>	BC-PR-40000
<b>Project Type:</b>	Ongoing	<b>BSL Name:</b>	Fix It First
<b>Project Category:</b>	Rehabilitation or Restoration	<b>Location:</b>	Multiple
<b>Current Project Stage:</b>	N/A	<b>Council District:</b>	Multiple
<b>Start/End Date:</b>	N/A	<b>Neighborhood District:</b>	Multiple
<b>Total Project Cost:</b>	N/A	<b>Urban Village:</b>	Multiple

This project funds the programmatic renovation of play areas within the park system. Improvements may include equipment replacement, ADA access, stormwater management, surfacing and containment renovation, and other related work. The sites will be determined each year based on factors including combination of age, assessed condition, and race and social equity.

Resources	LTD Actuals	2023 Revised	2024	2025	2026	2027	2028	2029	Total
General Fund	57	3	-	-	-	-	-	-	60
King County Parks Levy	-	-	450	450	450	450	700	700	3,200
King County Voter-Approved Levy	2,259	1,192	250	250	250	250	-	-	4,451
Real Estate Excise Tax I	754	1,246	-	-	1,000	1,000	1,000	1,000	6,000
Real Estate Excise Tax II	489	1,725	478	1,426	108	-	-	-	4,226
Seattle Park District Revenues	-	1,061	1,103	1,147	1,193	1,241	1,291	1,342	8,379
<b>Total:</b>	<b>3,559</b>	<b>5,227</b>	<b>2,281</b>	<b>3,273</b>	<b>3,001</b>	<b>2,941</b>	<b>2,991</b>	<b>3,042</b>	<b>26,315</b>
Fund Appropriations / Allocations *	LTD Actuals	2023 Revised	2024	2025	2026	2027	2028	2029	Total
General Fund	57	3	-	-	-	-	-	-	60
King County Parks Levy Fund	2,259	1,192	700	700	700	700	700	700	7,651
REET I Capital Fund	754	1,246	-	-	1,000	1,000	1,000	1,000	6,000
REET II Capital Fund	489	1,725	478	1,426	108	-	-	-	4,226
Seattle Park District Fund	-	1,061	1,103	1,147	1,193	1,241	1,291	1,342	8,379
<b>Total:</b>	<b>3,559</b>	<b>5,227</b>	<b>2,281</b>	<b>3,273</b>	<b>3,001</b>	<b>2,941</b>	<b>2,991</b>	<b>3,042</b>	<b>26,315</b>

O&M Impacts: NA

\* Funds are appropriated through the Adopted Budget at the Budget Summary Level. All Amounts shown above are in thousands of dollars

**Pratt Park Water Feature Renovation-2008 Levy**

<b>Project No:</b>	MC-PR-16013	<b>BSL Code:</b>	BC-PR-10000
<b>Project Type:</b>	Discrete	<b>BSL Name:</b>	2008 Parks Levy
<b>Project Category:</b>	Rehabilitation or Restoration	<b>Location:</b>	1800 S Main ST
<b>Current Project Stage:</b>	Stage 6 - Closeout	<b>Council District:</b>	Council District 3
<b>Start/End Date:</b>	2014 - 2024	<b>Neighborhood District:</b>	Central
<b>Total Project Cost:</b>	\$1,727	<b>Urban Village:</b>	23rd & Union-Jackson

This project, funded with 2008 Parks Levy funds redirected from the Seattle Asian Art Museum renovation project , repairs or replaces the surface at the water play feature, installs a recirculating system for it, and performs related improvements. It is anticipated that these elements will improve water conservation, safety, and water play value at this busy park.

<b>Resources</b>	<b>LTD Actuals</b>	<b>2023 Revised</b>	<b>2024</b>	<b>2025</b>	<b>2026</b>	<b>2027</b>	<b>2028</b>	<b>2029</b>	<b>Total</b>
Seattle Voter-Approved Levy	1,721	6	-	-	-	-	-	-	1,727
<b>Total:</b>	<b>1,721</b>	<b>6</b>	<b>-</b>	<b>-</b>	<b>-</b>	<b>-</b>	<b>-</b>	<b>-</b>	<b>1,727</b>
<b>Fund Appropriations / Allocations *</b>	<b>LTD Actuals</b>	<b>2023 Revised</b>	<b>2024</b>	<b>2025</b>	<b>2026</b>	<b>2027</b>	<b>2028</b>	<b>2029</b>	<b>Total</b>
2008 Parks Levy Fund	1,721	6	-	-	-	-	-	-	1,727
<b>Total:</b>	<b>1,721</b>	<b>6</b>	<b>-</b>	<b>-</b>	<b>-</b>	<b>-</b>	<b>-</b>	<b>-</b>	<b>1,727</b>

O&M Impacts: NA

\* Funds are appropriated through the Adopted Budget at the Budget Summary Level. All Amounts shown above are in thousands of dollars

**Public Restroom Renovations**

<b>Project No:</b>	MC-PR-41036	<b>BSL Code:</b>	BC-PR-40000
<b>Project Type:</b>	Ongoing	<b>BSL Name:</b>	Fix It First
<b>Project Category:</b>	Rehabilitation or Restoration	<b>Location:</b>	Multiple
<b>Current Project Stage:</b>	N/A	<b>Council District:</b>	Multiple
<b>Start/End Date:</b>	N/A	<b>Neighborhood District:</b>	Multiple
<b>Total Project Cost:</b>	N/A	<b>Urban Village:</b>	Multiple

This project renovates selected public restrooms for improved ADA access, ventilation, finishes (walls and floors), and security. The renovations also may include reconfigured stalls, new toilets, urinals, and sinks, grab-bars, paint and finishes, and other related work, depending on the needs of a particular site. In some cases, a public restroom may be replaced or reconfigured to allow for non-gender specific accessible use. Public Restrooms are prioritized for work based on the results of condition assessments while also factoring in race and social equity, emergent needs, and the location's status on the BRS schedule. Where priorities align, SPR also makes an effort to combine work at public restrooms with other work on the site. This project was previously named Comfort Station Renovations.

<b>Resources</b>	<b>LTD Actuals</b>	<b>2023 Revised</b>	<b>2024</b>	<b>2025</b>	<b>2026</b>	<b>2027</b>	<b>2028</b>	<b>2029</b>	<b>Total</b>
CRS Misc Revenues	303	2	-	-	-	-	-	-	305
King County Parks Levy	776	447	300	300	300	189	300	300	2,912
King County Voter-Approved Levy	1,382	-	-	-	-	111	-	-	1,493
Real Estate Excise Tax I	540	220	-	-	-	-	-	-	760
Real Estate Excise Tax II	432	133	-	-	-	-	-	-	565
Seattle Park District Revenues	-	2,131	2,180	2,231	2,284	1,440	1,497	1,557	13,319
<b>Total:</b>	<b>3,432</b>	<b>2,932</b>	<b>2,480</b>	<b>2,531</b>	<b>2,584</b>	<b>1,740</b>	<b>1,797</b>	<b>1,857</b>	<b>19,353</b>
<b>Fund Appropriations / Allocations *</b>	<b>LTD Actuals</b>	<b>2023 Revised</b>	<b>2024</b>	<b>2025</b>	<b>2026</b>	<b>2027</b>	<b>2028</b>	<b>2029</b>	<b>Total</b>
King County Parks Levy Fund	2,158	447	300	300	300	300	300	300	4,405
REET I Capital Fund	540	220	-	-	-	-	-	-	760
REET II Capital Fund	432	133	-	-	-	-	-	-	565
Seattle Park District Fund	-	2,131	2,180	2,231	2,284	1,440	1,497	1,557	13,319
Unrestricted Cumulative Reserve Fund	303	2	-	-	-	-	-	-	305
<b>Total:</b>	<b>3,432</b>	<b>2,932</b>	<b>2,480</b>	<b>2,531</b>	<b>2,584</b>	<b>1,740</b>	<b>1,797</b>	<b>1,857</b>	<b>19,353</b>

O&M Impacts: NA

\* Funds are appropriated through the Adopted Budget at the Budget Summary Level. All Amounts shown above are in thousands of dollars

**Public Restroom Renovations-2008 Levy Phase 2**

<b>Project No:</b>	MC-PR-16007	<b>BSL Code:</b>	BC-PR-10000
<b>Project Type:</b>	Discrete	<b>BSL Name:</b>	2008 Parks Levy
<b>Project Category:</b>	Rehabilitation or Restoration	<b>Location:</b>	Citywide
<b>Current Project Stage:</b>	Stage 5 - Construction	<b>Council District:</b>	Multiple
<b>Start/End Date:</b>	2014 - 2024	<b>Neighborhood District:</b>	Multiple
<b>Total Project Cost:</b>	\$2,359	<b>Urban Village:</b>	Multiple

This project, funded with 2008 Parks Levy funds redirected from the Seattle Asian Art Museum renovation project , renovates selected public restroom sites for improved ADA access, ventilation and finishes (walls and floors) and security. The renovations may include reconfigured stalls, new toilets and urinals, ADA compliance improvements, paint and finishes, and related work, depending on the needs of a particular site. This project was previously named Comfort Station Renovations-2008 Levy Phase 2.

<b>Resources</b>	<b>LTD Actuals</b>	<b>2023 Revised</b>	<b>2024</b>	<b>2025</b>	<b>2026</b>	<b>2027</b>	<b>2028</b>	<b>2029</b>	<b>Total</b>
Seattle Voter-Approved Levy	1,249	1,110	-	-	-	-	-	-	2,359
<b>Total:</b>	<b>1,249</b>	<b>1,110</b>	<b>-</b>	<b>-</b>	<b>-</b>	<b>-</b>	<b>-</b>	<b>-</b>	<b>2,359</b>
<b>Fund Appropriations / Allocations *</b>	<b>LTD Actuals</b>	<b>2023 Revised</b>	<b>2024</b>	<b>2025</b>	<b>2026</b>	<b>2027</b>	<b>2028</b>	<b>2029</b>	<b>Total</b>
2008 Parks Levy Fund	1,249	1,110	-	-	-	-	-	-	2,359
<b>Total:</b>	<b>1,249</b>	<b>1,110</b>	<b>-</b>	<b>-</b>	<b>-</b>	<b>-</b>	<b>-</b>	<b>-</b>	<b>2,359</b>

O&M Impacts: NA

\* Funds are appropriated through the Adopted Budget at the Budget Summary Level. All Amounts shown above are in thousands of dollars

**Puget Park - Environmental Remediation**

<b>Project No:</b>	MC-PR-31001	<b>BSL Code:</b>	BC-PR-30000
<b>Project Type:</b>	Ongoing	<b>BSL Name:</b>	Debt and Special Funding
<b>Project Category:</b>	Rehabilitation or Restoration	<b>Location:</b>	1900 SW Dawson St
<b>Current Project Stage:</b>	N/A	<b>Council District:</b>	Council District 1
<b>Start/End Date:</b>	N/A	<b>Neighborhood District:</b>	Delridge
<b>Total Project Cost:</b>	N/A	<b>Urban Village:</b>	Not in an Urban Village

This project funds a cleanup action on a portion of Puget Park and on an adjacent related parcel, with participation by four parties involved in the original contamination. The City negotiated a settlement agreement with all parties for funding cleanup costs incurred in the past, as well as future site mitigation costs.

Resources	LTD Actuals	2023 Revised	2024	2025	2026	2027	2028	2029	Total
General Fund	21	-	-	-	-	-	-	-	21
Private Funding/Donations	204	305	-	-	-	-	-	-	509
<b>Total:</b>	<b>225</b>	<b>305</b>	-	-	-	-	-	-	<b>530</b>
Fund Appropriations / Allocations *	LTD Actuals	2023 Revised	2024	2025	2026	2027	2028	2029	Total
Emergency Fund	21	-	-	-	-	-	-	-	21
Park And Recreation Fund	204	-	-	-	-	-	-	-	204
Unrestricted Cumulative Reserve Fund	-	305	-	-	-	-	-	-	305
<b>Total:</b>	<b>225</b>	<b>305</b>	-	-	-	-	-	-	<b>530</b>

O&M Impacts: NA

\* Funds are appropriated through the Adopted Budget at the Budget Summary Level. All Amounts shown above are in thousands of dollars



### Rainier Beach CC Debt Service

<b>Project No:</b>	MC-PR-31008	<b>BSL Code:</b>	BC-PR-30000
<b>Project Type:</b>	Debt Service	<b>BSL Name:</b>	Debt and Special Funding
<b>Project Category:</b>	Rehabilitation or Restoration	<b>Location:</b>	8825 Rainier AVE S
<b>Current Project Stage:</b>	N/A	<b>Council District:</b>	Council District 2
<b>Start/End Date:</b>	2019 - 2033	<b>Neighborhood District:</b>	Southeast
<b>Total Project Cost:</b>	\$13,294	<b>Urban Village:</b>	Rainier Beach

This project funds the 20-year debt service payment on bonds issued from 2019 -2033 to pay for the renovation of Rainier Beach Community Center.

<b>Resources</b>	<b>LTD Actuals</b>	<b>2023 Revised</b>	<b>2024</b>	<b>2025</b>	<b>2026</b>	<b>2027</b>	<b>2028</b>	<b>2029</b>	<b>Total</b>
General Fund	2,006	1	-	-	-	-	-	-	2,007
Real Estate Excise Tax I	3,377	948	1,124	1,161	1,155	1,159	1,165	1,169	11,258
<b>Total:</b>	<b>5,383</b>	<b>950</b>	<b>1,124</b>	<b>1,161</b>	<b>1,155</b>	<b>1,159</b>	<b>1,165</b>	<b>1,169</b>	<b>13,265</b>
<b>Fund Appropriations / Allocations *</b>	<b>LTD Actuals</b>	<b>2023 Revised</b>	<b>2024</b>	<b>2025</b>	<b>2026</b>	<b>2027</b>	<b>2028</b>	<b>2029</b>	<b>Total</b>
General Fund	2,006	1	-	-	-	-	-	-	2,007
REET I Capital Fund	3,377	948	1,124	1,161	1,155	1,159	1,165	1,169	11,258
<b>Total:</b>	<b>5,383</b>	<b>950</b>	<b>1,124</b>	<b>1,161</b>	<b>1,155</b>	<b>1,159</b>	<b>1,165</b>	<b>1,169</b>	<b>13,265</b>

**O&M Impacts:** NA

\* Funds are appropriated through the Adopted Budget at the Budget Summary Level. All Amounts shown above are in thousands of dollars

### Rejuvenate Our P-Patches

<b>Project No:</b>	MC-PR-51001	<b>BSL Code:</b>	BC-PR-50000
<b>Project Type:</b>	Ongoing	<b>BSL Name:</b>	Maintaining Parks and Facilities
<b>Project Category:</b>	Improved Facility	<b>Location:</b>	Citywide
<b>Current Project Stage:</b>	N/A	<b>Council District:</b>	Multiple
<b>Start/End Date:</b>	N/A	<b>Neighborhood District:</b>	Multiple
<b>Total Project Cost:</b>	N/A	<b>Urban Village:</b>	Multiple

This ongoing project revitalizes the City's numerous P-Patch Community Gardens and Urban Food Systems program gardens and orchards. Typical projects will improve the paths, improve and construct planting beds and common areas, improve Americans with Disabilities (ADA) access, update aging infrastructure, and related work. The first P-Patch was constructed in 1973, and more have been added over the years. The individual projects will address safety and code requirements, extend the life of the asset, and improve accessibility.

Resources	LTD Actuals	2023 Revised	2024	2025	2026	2027	2028	2029	Total
Seattle Park District Revenues	1,212	639	251	261	271	282	293	305	3,514
<b>Total:</b>	<b>1,212</b>	<b>639</b>	<b>251</b>	<b>261</b>	<b>271</b>	<b>282</b>	<b>293</b>	<b>305</b>	<b>3,514</b>
Fund Appropriations / Allocations *	LTD Actuals	2023 Revised	2024	2025	2026	2027	2028	2029	Total
Seattle Park District Fund	1,212	639	251	261	271	282	293	305	3,514
<b>Total:</b>	<b>1,212</b>	<b>639</b>	<b>251</b>	<b>261</b>	<b>271</b>	<b>282</b>	<b>293</b>	<b>305</b>	<b>3,514</b>

O&M Impacts: NA

\* Funds are appropriated through the Adopted Budget at the Budget Summary Level. All Amounts shown above are in thousands of dollars

### Saving our City Forests

<b>Project No:</b>	MC-PR-41003	<b>BSL Code:</b>	BC-PR-40000
<b>Project Type:</b>	Ongoing	<b>BSL Name:</b>	Fix It First
<b>Project Category:</b>	Rehabilitation or Restoration	<b>Location:</b>	Citywide
<b>Current Project Stage:</b>	N/A	<b>Council District:</b>	Multiple
<b>Start/End Date:</b>	N/A	<b>Neighborhood District:</b>	Multiple
<b>Total Project Cost:</b>	N/A	<b>Urban Village:</b>	Multiple

This ongoing project restores and maintains Seattle's numerous acres of urban forests. Seattle's trees are aging and inundated with invasive plants, including English ivy, Himalayan blackberry, Scot's broom, and knotweed. This project expands Parks' capacity to restore forest land, and to provide the ongoing monitoring and maintenance work necessary to keep restored areas from being overrun by invasive plants. A healthy urban forest contributes significantly to the health of the environment by cleaning air and water, filtering and retaining storm water, and providing a respite from the built environment.

Resources	LTD Actuals	2023 Revised	2024	2025	2026	2027	2028	2029	Total
Seattle Park District Revenues	10,977	1,400	1,172	1,219	1,267	1,318	1,371	1,426	20,149
<b>Total:</b>	<b>10,977</b>	<b>1,400</b>	<b>1,172</b>	<b>1,219</b>	<b>1,267</b>	<b>1,318</b>	<b>1,371</b>	<b>1,426</b>	<b>20,149</b>
Fund Appropriations / Allocations *	LTD Actuals	2023 Revised	2024	2025	2026	2027	2028	2029	Total
Seattle Park District Fund	10,977	1,400	1,172	1,219	1,267	1,318	1,371	1,426	20,149
<b>Total:</b>	<b>10,977</b>	<b>1,400</b>	<b>1,172</b>	<b>1,219</b>	<b>1,267</b>	<b>1,318</b>	<b>1,371</b>	<b>1,426</b>	<b>20,149</b>

O&M Impacts: NA

\* Funds are appropriated through the Adopted Budget at the Budget Summary Level. All Amounts shown above are in thousands of dollars

**Seward Park Forest Restoration**

<b>Project No:</b>	MC-PR-41013	<b>BSL Code:</b>	BC-PR-40000
<b>Project Type:</b>	Ongoing	<b>BSL Name:</b>	Fix It First
<b>Project Category:</b>	Rehabilitation or Restoration	<b>Location:</b>	5900 Lake Washington Blvd S
<b>Current Project Stage:</b>	N/A	<b>Council District:</b>	Council District 2
<b>Start/End Date:</b>	2008 - 2024	<b>Neighborhood District:</b>	Southeast
<b>Total Project Cost:</b>	\$1,281	<b>Urban Village:</b>	Not in an Urban Village

This project provides for the restoration of old growth forest in Seward Park as part of the Green Seattle Partnership. The restoration work will be guided by the established vegetation management plan for Seward Park. This additional work is being funded by private donations. The donations are made to the Seattle Foundation and dispersed to SPR on a yearly basis.

<b>Resources</b>	<b>LTD Actuals</b>	<b>2023 Revised</b>	<b>2024</b>	<b>2025</b>	<b>2026</b>	<b>2027</b>	<b>2028</b>	<b>2029</b>	<b>Total</b>
Miscellaneous Grants or Donations	1,011	-	-	-	-	-	-	-	1,011
Private Funding/Donations	124	146	-	-	-	-	-	-	270
<b>Total:</b>	<b>1,135</b>	<b>146</b>	<b>-</b>	<b>-</b>	<b>-</b>	<b>-</b>	<b>-</b>	<b>-</b>	<b>1,281</b>
<b>Fund Appropriations / Allocations *</b>	<b>LTD Actuals</b>	<b>2023 Revised</b>	<b>2024</b>	<b>2025</b>	<b>2026</b>	<b>2027</b>	<b>2028</b>	<b>2029</b>	<b>Total</b>
Park And Recreation Fund	304	146	-	-	-	-	-	-	450
Unrestricted Cumulative Reserve Fund	831	-	-	-	-	-	-	-	831
<b>Total:</b>	<b>1,135</b>	<b>146</b>	<b>-</b>	<b>-</b>	<b>-</b>	<b>-</b>	<b>-</b>	<b>-</b>	<b>1,281</b>

**O&M Impacts:**

\* Funds are appropriated through the Adopted Budget at the Budget Summary Level. All Amounts shown above are in thousands of dollars

**Smith Cove Park Development**

<b>Project No:</b>	MC-PR-21005	<b>BSL Code:</b>	BC-PR-20000
<b>Project Type:</b>	Discrete	<b>BSL Name:</b>	Building For The Future
<b>Project Category:</b>	Improved Facility	<b>Location:</b>	W Galer ST
<b>Current Project Stage:</b>	Stage 3 - Design	<b>Council District:</b>	Council District 7
<b>Start/End Date:</b>		<b>Neighborhood District:</b>	Magnolia/Queen Anne
<b>Total Project Cost:</b>	\$8,550	<b>Urban Village:</b>	Not in an Urban Village

This project develops a portion of Smith Cove Park located just west of Pier 91 on Elliott Bay. The park will be developed based on a planning and design process for the site that took place in 2016. The project will include renovation to the playfield and development of a new off-leash area; picnic area, and related work primarily on the west side of the park. The improved park will provide waterfront access and ADA accessibility, provide enhanced opportunities for active recreation, and make the park inviting and usable for more people.

<b>Resources</b>	<b>LTD Actuals</b>	<b>2023 Revised</b>	<b>2024</b>	<b>2025</b>	<b>2026</b>	<b>2027</b>	<b>2028</b>	<b>2029</b>	<b>Total</b>
Interfund Loan	-	559	-	-	-	-	-	-	559
Miscellaneous Grants or Donations	-	250	-	-	-	-	-	-	250
Real Estate Excise Tax I	30	-	-	-	-	-	-	-	30
Seattle Park District Revenues	1,021	2,056	3,384	1,000	-	-	-	-	7,461
State Grant Funds	15	235	-	-	-	-	-	-	250
<b>Total:</b>	<b>1,065</b>	<b>3,101</b>	<b>3,384</b>	<b>1,000</b>	<b>-</b>	<b>-</b>	<b>-</b>	<b>-</b>	<b>8,550</b>
<b>Fund Appropriations / Allocations *</b>	<b>LTD Actuals</b>	<b>2023 Revised</b>	<b>2024</b>	<b>2025</b>	<b>2026</b>	<b>2027</b>	<b>2028</b>	<b>2029</b>	<b>Total</b>
Park And Recreation Fund	15	485	-	-	-	-	-	-	500
REET I Capital Fund	30	-	-	-	-	-	-	-	30
Seattle Park District Fund	1,021	2,615	3,384	1,000	-	-	-	-	8,020
<b>Total:</b>	<b>1,065</b>	<b>3,101</b>	<b>3,384</b>	<b>1,000</b>	<b>-</b>	<b>-</b>	<b>-</b>	<b>-</b>	<b>8,550</b>

O&M Impacts: NA

\* Funds are appropriated through the Adopted Budget at the Budget Summary Level. All Amounts shown above are in thousands of dollars

### Soundview Athletic Field Conversion

<b>Project No:</b>	MC-PR-41074	<b>BSL Code:</b>	BC-PR-40000
<b>Project Type:</b>	Discrete	<b>BSL Name:</b>	Fix It First
<b>Project Category:</b>	Improved Facility	<b>Location:</b>	1590 NW 90th St
<b>Current Project Stage:</b>	Stage 3 - Design	<b>Council District:</b>	Council District 6
<b>Start/End Date:</b>	2022 - 2025	<b>Neighborhood District:</b>	Ballard
<b>Total Project Cost:</b>	\$7,050	<b>Urban Village:</b>	Not in an Urban Village

This project funds construction for a renovated west athletic field at Soundview Playfield. The existing grass playfield will be converted to synthetic turf. Athletic field lighting and on-site storm water retention facilities will be installed and pathways and dugouts will be renovated to improve access for people of all abilities.

Resources	LTD Actuals	2023 Revised	2024	2025	2026	2027	2028	2029	Total
Real Estate Excise Tax I	-	1,000	500	5,200	-	-	-	-	6,700
State Grant Funds	-	350	-	-	-	-	-	-	350
<b>Total:</b>	-	<b>1,350</b>	<b>500</b>	<b>5,200</b>	-	-	-	-	<b>7,050</b>
Fund Appropriations / Allocations *	LTD Actuals	2023 Revised	2024	2025	2026	2027	2028	2029	Total
Park And Recreation Fund	-	350	-	-	-	-	-	-	350
REET I Capital Fund	-	1,000	500	5,200	-	-	-	-	6,700
<b>Total:</b>	-	<b>1,350</b>	<b>500</b>	<b>5,200</b>	-	-	-	-	<b>7,050</b>

**O&M Impacts:**

\* Funds are appropriated through the Adopted Budget at the Budget Summary Level. All Amounts shown above are in thousands of dollars

### South Park Campus Improvements

<b>Project No:</b>	MC-PR-21013	<b>BSL Code:</b>	BC-PR-20000
<b>Project Type:</b>	Discrete	<b>BSL Name:</b>	Building For The Future
<b>Project Category:</b>	Improved Facility	<b>Location:</b>	8319 8th AVE S
<b>Current Project Stage:</b>	Stage 3 - Design	<b>Council District:</b>	Council District 1
<b>Start/End Date:</b>	2019 - 2024	<b>Neighborhood District:</b>	Greater Duwamish
<b>Total Project Cost:</b>	\$8,570	<b>Urban Village:</b>	South Park

This project will implement the South Park Site Plan approved by Seattle Parks and Recreation in March 2018, by renovating and relocating numerous park elements. The site plan calls for the existing play area and wading pool to be demolished and replaced with a new play area and spray park in new locations within the site. The existing grass playfield will be renovated and upgraded with synthetic turf and lighting. The project may also include the replacement of the existing sport courts, installation of a loop trail and planted buffer, new fencing and related work. Partial funding for this project is anticipated from various public and private sources in the forms of grants and donations. Once the project is completed, these improvements will increase safety and site capacity, support more active uses and types of healthy outdoor play, and provide opportunities for programming throughout the year. This project will be bid and constructed in conjunction with South Park Community Center Facility renovation project; which is part of the ongoing Community Center Rehabilitation & Development capital project (MC-PR-41002). This project is funded by public and private sources.

Resources	LTD Actuals	2023 Revised	2024	2025	2026	2027	2028	2029	Total
King County Funds	-	700	-	-	-	-	-	-	700
Private Funding/Donations	-	4,000	-	-	-	-	-	-	4,000
Real Estate Excise Tax I	-	1,000	-	-	-	-	-	-	1,000
Real Estate Excise Tax II	407	1,393	-	-	-	-	-	-	1,800
State Grant Funds	4	1,066	-	-	-	-	-	-	1,070
<b>Total:</b>	<b>411</b>	<b>8,159</b>	-	-	-	-	-	-	<b>8,570</b>
Fund Appropriations / Allocations *	LTD Actuals	2023 Revised	2024	2025	2026	2027	2028	2029	Total
Park And Recreation Fund	4	5,766	-	-	-	-	-	-	5,770
REET I Capital Fund	-	1,000	-	-	-	-	-	-	1,000
REET II Capital Fund	407	1,393	-	-	-	-	-	-	1,800
<b>Total:</b>	<b>411</b>	<b>8,159</b>	-	-	-	-	-	-	<b>8,570</b>

O&M Impacts: NA

\* Funds are appropriated through the Adopted Budget at the Budget Summary Level. All Amounts shown above are in thousands of dollars

### Sport Court Restoration Program

<b>Project No:</b>	MC-PR-41019	<b>BSL Code:</b>	BC-PR-40000
<b>Project Type:</b>	Ongoing	<b>BSL Name:</b>	Fix It First
<b>Project Category:</b>	Rehabilitation or Restoration	<b>Location:</b>	Citywide
<b>Current Project Stage:</b>	N/A	<b>Council District:</b>	Multiple
<b>Start/End Date:</b>	N/A	<b>Neighborhood District:</b>	Multiple
<b>Total Project Cost:</b>	N/A	<b>Urban Village:</b>	Not in an Urban Village

This ongoing project restores or creates new sport courts throughout the City. The major maintenance focuses on less expensive repairs such as crack repair, color coating, providing new posts, standards, fencing, and other related work. Courts are selected based on staff evaluation of conditions. This program maintains and creates playability and extends the serviceable life of courts.

Resources	LTD Actuals	2023 Revised	2024	2025	2026	2027	2028	2029	Total
King County Funds	6	-	-	-	-	-	-	-	6
Miscellaneous Grants or Donations	14	-	-	-	-	-	-	-	14
Real Estate Excise Tax I	84	11	-	-	-	-	-	-	95
Real Estate Excise Tax II	649	-	-	-	-	-	-	-	649
Seattle Park District Revenues	-	2,486	921	958	996	1,036	1,077	1,120	8,594
<b>Total:</b>	<b>753</b>	<b>2,496</b>	<b>921</b>	<b>958</b>	<b>996</b>	<b>1,036</b>	<b>1,077</b>	<b>1,120</b>	<b>9,359</b>
Fund Appropriations / Allocations *	LTD Actuals	2023 Revised	2024	2025	2026	2027	2028	2029	Total
REET I Capital Fund	84	11	-	-	-	-	-	-	95
REET II Capital Fund	649	-	-	-	-	-	-	-	649
Seattle Park District Fund	-	2,486	921	958	996	1,036	1,077	1,120	8,594
Unrestricted Cumulative Reserve Fund	20	-	-	-	-	-	-	-	20
<b>Total:</b>	<b>753</b>	<b>2,496</b>	<b>921</b>	<b>958</b>	<b>996</b>	<b>1,036</b>	<b>1,077</b>	<b>1,120</b>	<b>9,359</b>

O&M Impacts: NA

\* Funds are appropriated through the Adopted Budget at the Budget Summary Level. All Amounts shown above are in thousands of dollars



### Trails Renovation Program

<b>Project No:</b>	MC-PR-41026	<b>BSL Code:</b>	BC-PR-40000
<b>Project Type:</b>	Ongoing	<b>BSL Name:</b>	Fix It First
<b>Project Category:</b>	Rehabilitation or Restoration	<b>Location:</b>	Citywide
<b>Current Project Stage:</b>	N/A	<b>Council District:</b>	Multiple
<b>Start/End Date:</b>	N/A	<b>Neighborhood District:</b>	Multiple
<b>Total Project Cost:</b>	N/A	<b>Urban Village:</b>	Multiple

This ongoing project implements a comprehensive trail renovation strategy. Funding addresses trail failures throughout the park system to correct safety problems, prevent further erosion and deterioration, and perform other related work. The project leverages community support by providing technical assistance, training, and materials to district staff and volunteers who are engaged in other trail-related projects. Trail projects that require significant design or permitting will be funded out of the Major Maintenance project.

Resources	LTD Actuals	2023 Revised	2024	2025	2026	2027	2028	2029	Total
Real Estate Excise Tax I	1,943	-	-	-	-	-	-	-	1,943
Real Estate Excise Tax II	2,387	363	350	350	350	350	350	350	4,850
<b>Total:</b>	<b>4,330</b>	<b>363</b>	<b>350</b>	<b>350</b>	<b>350</b>	<b>350</b>	<b>350</b>	<b>350</b>	<b>6,793</b>
Fund Appropriations / Allocations *	LTD Actuals	2023 Revised	2024	2025	2026	2027	2028	2029	Total
REET I Capital Fund	1,943	-	-	-	-	-	-	-	1,943
REET II Capital Fund	2,387	363	350	350	350	350	350	350	4,850
<b>Total:</b>	<b>4,330</b>	<b>363</b>	<b>350</b>	<b>350</b>	<b>350</b>	<b>350</b>	<b>350</b>	<b>350</b>	<b>6,793</b>

O&M Impacts: NA

\* Funds are appropriated through the Adopted Budget at the Budget Summary Level. All Amounts shown above are in thousands of dollars

**Urban Forestry - Forest Restoration Program**

<b>Project No:</b>	MC-PR-41022	<b>BSL Code:</b>	BC-PR-40000
<b>Project Type:</b>	Ongoing	<b>BSL Name:</b>	Fix It First
<b>Project Category:</b>	Rehabilitation or Restoration	<b>Location:</b>	Citywide
<b>Current Project Stage:</b>	N/A	<b>Council District:</b>	Multiple
<b>Start/End Date:</b>	N/A	<b>Neighborhood District:</b>	Multiple
<b>Total Project Cost:</b>	N/A	<b>Urban Village:</b>	Not in an Urban Village

This program develops forest and vegetation management plans, implements restoration projects at sites throughout the City's park system, removes hazardous trees, and performs other related work. Restoration projects, with much of the work being performed by citizen volunteers, may include removal of invasive plants, such as English ivy and Himalayan blackberry, followed by replanting with native plants. Future funding for this program depends on available resources. This project enhances Seattle's urban forest and supports the Green Seattle Partnership to increase overall City tree canopy and the Restore Our Waters Strategy to improve Seattle's aquatic environments.

<b>Resources</b>	<b>LTD Actuals</b>	<b>2023 Revised</b>	<b>2024</b>	<b>2025</b>	<b>2026</b>	<b>2027</b>	<b>2028</b>	<b>2029</b>	<b>Total</b>
Real Estate Excise Tax I	786	-	-	-	-	-	-	-	786
Real Estate Excise Tax II	1,702	202	200	200	200	200	200	200	3,104
Seattle Park District Revenues	-	970	-	-	-	-	-	-	970
<b>Total:</b>	<b>2,488</b>	<b>1,172</b>	<b>200</b>	<b>200</b>	<b>200</b>	<b>200</b>	<b>200</b>	<b>200</b>	<b>4,860</b>
<b>Fund Appropriations / Allocations *</b>	<b>LTD Actuals</b>	<b>2023 Revised</b>	<b>2024</b>	<b>2025</b>	<b>2026</b>	<b>2027</b>	<b>2028</b>	<b>2029</b>	<b>Total</b>
REET I Capital Fund	786	-	-	-	-	-	-	-	786
REET II Capital Fund	1,702	202	200	200	200	200	200	200	3,104
Seattle Park District Fund	-	970	-	-	-	-	-	-	970
<b>Total:</b>	<b>2,488</b>	<b>1,172</b>	<b>200</b>	<b>200</b>	<b>200</b>	<b>200</b>	<b>200</b>	<b>200</b>	<b>4,860</b>

O&M Impacts: NA

\* Funds are appropriated through the Adopted Budget at the Budget Summary Level. All Amounts shown above are in thousands of dollars

**Urban Forestry - Green Seattle Partnership**

<b>Project No:</b>	MC-PR-41012	<b>BSL Code:</b>	BC-PR-40000
<b>Project Type:</b>	Ongoing	<b>BSL Name:</b>	Fix It First
<b>Project Category:</b>	Rehabilitation or Restoration	<b>Location:</b>	Citywide
<b>Current Project Stage:</b>	N/A	<b>Council District:</b>	Multiple
<b>Start/End Date:</b>	N/A	<b>Neighborhood District:</b>	Multiple
<b>Total Project Cost:</b>	N/A	<b>Urban Village:</b>	Multiple

This ongoing project is a collaborative effort between the City of Seattle, local community organizations, and thousands of volunteers working to restore and actively maintain forested park lands in Seattle. Restoration for each acre typically occurs over multiple years and includes clearing invasive plants, replanting the area with native plants, caring for the plants through establishment, and other related work.

<b>Resources</b>	<b>LTD Actuals</b>	<b>2023 Revised</b>	<b>2024</b>	<b>2025</b>	<b>2026</b>	<b>2027</b>	<b>2028</b>	<b>2029</b>	<b>Total</b>
CRS Misc Revenues	588	-	-	-	-	-	-	-	588
King County Funds	140	42	-	-	-	-	-	-	182
Miscellaneous Revenues	-	125	-	-	-	-	-	-	125
Real Estate Excise Tax I	7,255	-	-	-	-	-	-	-	7,255
Real Estate Excise Tax II	12,386	1,206	1,200	1,200	1,700	1,700	1,700	1,700	22,791
Seattle Park District Revenues	-	-	1,009	1,049	1,091	1,135	1,180	1,227	6,691
State Grant Funds	391	-	-	-	-	-	-	-	391
<b>Total:</b>	<b>20,760</b>	<b>1,372</b>	<b>2,209</b>	<b>2,249</b>	<b>2,791</b>	<b>2,835</b>	<b>2,880</b>	<b>2,927</b>	<b>38,023</b>
<b>Fund Appropriations / Allocations *</b>	<b>LTD Actuals</b>	<b>2023 Revised</b>	<b>2024</b>	<b>2025</b>	<b>2026</b>	<b>2027</b>	<b>2028</b>	<b>2029</b>	<b>Total</b>
Park And Recreation Fund	347	167	-	-	-	-	-	-	514
REET I Capital Fund	7,255	-	-	-	-	-	-	-	7,255
REET II Capital Fund	12,386	1,206	1,200	1,200	1,700	1,700	1,700	1,700	22,791
Seattle Park District Fund	-	-	1,009	1,049	1,091	1,135	1,180	1,227	6,691
Unrestricted Cumulative Reserve Fund	772	-	-	-	-	-	-	-	772
<b>Total:</b>	<b>20,760</b>	<b>1,372</b>	<b>2,209</b>	<b>2,249</b>	<b>2,791</b>	<b>2,835</b>	<b>2,880</b>	<b>2,927</b>	<b>38,023</b>

O&M Impacts: NA

\* Funds are appropriated through the Adopted Budget at the Budget Summary Level. All Amounts shown above are in thousands of dollars

### Urban Forestry - Tree Replacement

<b>Project No:</b>	MC-PR-41011	<b>BSL Code:</b>	BC-PR-40000
<b>Project Type:</b>	Ongoing	<b>BSL Name:</b>	Fix It First
<b>Project Category:</b>	Rehabilitation or Restoration	<b>Location:</b>	Citywide
<b>Current Project Stage:</b>	N/A	<b>Council District:</b>	Multiple
<b>Start/End Date:</b>	N/A	<b>Neighborhood District:</b>	Multiple
<b>Total Project Cost:</b>	N/A	<b>Urban Village:</b>	Not in an Urban Village

This ongoing project replaces each tree removed from developed park land and boulevards with new trees and other related work in accordance with Executive Orders and other city policies.

Resources	LTD Actuals	2023 Revised	2024	2025	2026	2027	2028	2029	Total
Miscellaneous Grants or Donations	42	-	-	-	-	-	-	-	42
Payment in Lieu - Trees	-	-	59	-	-	-	-	-	59
Real Estate Excise Tax I	240	-	-	-	-	-	-	-	240
Real Estate Excise Tax II	1,641	99	95	95	95	95	95	95	2,310
Seattle Park District Revenues	-	337	350	364	379	394	410	426	2,662
<b>Total:</b>	<b>1,923</b>	<b>436</b>	<b>504</b>	<b>459</b>	<b>474</b>	<b>489</b>	<b>505</b>	<b>521</b>	<b>5,313</b>
Fund Appropriations / Allocations *	LTD Actuals	2023 Revised	2024	2025	2026	2027	2028	2029	Total
Park And Recreation Fund	-	-	59	-	-	-	-	-	59
REET I Capital Fund	240	-	-	-	-	-	-	-	240
REET II Capital Fund	1,641	99	95	95	95	95	95	95	2,310
Seattle Park District Fund	-	337	350	364	379	394	410	426	2,662
Unrestricted Cumulative Reserve Fund	42	-	-	-	-	-	-	-	42
<b>Total:</b>	<b>1,923</b>	<b>436</b>	<b>504</b>	<b>459</b>	<b>474</b>	<b>489</b>	<b>505</b>	<b>521</b>	<b>5,313</b>

O&M Impacts: NA

\* Funds are appropriated through the Adopted Budget at the Budget Summary Level. All Amounts shown above are in thousands of dollars

### Utility Conservation Program

<b>Project No:</b>	MC-PR-41010	<b>BSL Code:</b>	BC-PR-40000
<b>Project Type:</b>	Ongoing	<b>BSL Name:</b>	Fix It First
<b>Project Category:</b>	Rehabilitation or Restoration	<b>Location:</b>	Citywide
<b>Current Project Stage:</b>	N/A	<b>Council District:</b>	Multiple
<b>Start/End Date:</b>	N/A	<b>Neighborhood District:</b>	Multiple
<b>Total Project Cost:</b>	N/A	<b>Urban Village:</b>	Multiple

This ongoing project implements energy conservation projects in collaboration with Seattle City Light, Seattle Public Utilities, Office of Sustainability and Environment, and Puget Sound Energy. Projects may include lighting, heating, and water use renovations at various facilities throughout the Parks system. These projects result in energy savings and better air and water quality, and support the Climate Protection Initiative by reducing greenhouse gas emissions. The cost of these projects is expected to be recovered within approximately five years through reduced utility costs and rebates from the three utilities. Rebates and other additional resources will be pursued to fund future conservation projects.

Resources	LTD Actuals	2023 Revised	2024	2025	2026	2027	2028	2029	Total
General Fund	111	-	-	-	-	-	-	-	111
Miscellaneous Grants or Donations	1,017	117	105	105	105	105	105	105	1,764
Real Estate Excise Tax I	810	154	-	-	-	-	-	-	964
Real Estate Excise Tax II	2,218	-	100	100	250	250	250	250	3,418
<b>Total:</b>	<b>4,155</b>	<b>271</b>	<b>205</b>	<b>205</b>	<b>355</b>	<b>355</b>	<b>355</b>	<b>355</b>	<b>6,257</b>
Fund Appropriations / Allocations *	LTD Actuals	2023 Revised	2024	2025	2026	2027	2028	2029	Total
General Fund	111	-	-	-	-	-	-	-	111
Park And Recreation Fund	263	117	105	105	105	105	105	105	1,010
REET I Capital Fund	810	154	-	-	-	-	-	-	964
REET II Capital Fund	2,218	-	100	100	250	250	250	250	3,418
Unrestricted Cumulative Reserve Fund	754	-	-	-	-	-	-	-	754
<b>Total:</b>	<b>4,155</b>	<b>271</b>	<b>205</b>	<b>205</b>	<b>355</b>	<b>355</b>	<b>355</b>	<b>355</b>	<b>6,257</b>

O&M Impacts: NA

\* Funds are appropriated through the Adopted Budget at the Budget Summary Level. All Amounts shown above are in thousands of dollars

### Victor Steinbrueck Park Renovation

<b>Project No:</b>	MC-PR-16005	<b>BSL Code:</b>	BC-PR-10000
<b>Project Type:</b>	Discrete	<b>BSL Name:</b>	2008 Parks Levy
<b>Project Category:</b>	Improved Facility	<b>Location:</b>	2001 Western AVE
<b>Current Project Stage:</b>	Stage 5 - Construction	<b>Council District:</b>	Council District 7
<b>Start/End Date:</b>	2013 - 2024	<b>Neighborhood District:</b>	Downtown
<b>Total Project Cost:</b>	\$2,850	<b>Urban Village:</b>	Downtown

This project renovates the existing Victor Steinbrueck Park to help revitalize this park located in the Pike Place Market. Renovations may include new seating, paths and circulation modifications, landscaping, lighting, signage, and related elements. This park is within the boundaries of the Pike Place Historical District. This project is funded in part by the 2008 Parks Levy.

Resources	LTD Actuals	2023 Revised	2024	2025	2026	2027	2028	2029	Total
Seattle Voter-Approved Levy	1,065	1,786	-	-	-	-	-	-	2,850
<b>Total:</b>	<b>1,065</b>	<b>1,786</b>	-	-	-	-	-	-	<b>2,850</b>
Fund Appropriations / Allocations *	LTD Actuals	2023 Revised	2024	2025	2026	2027	2028	2029	Total
2008 Parks Levy Fund	1,065	1,786	-	-	-	-	-	-	2,850
<b>Total:</b>	<b>1,065</b>	<b>1,786</b>	-	-	-	-	-	-	<b>2,850</b>

O&M Impacts: NA

\* Funds are appropriated through the Adopted Budget at the Budget Summary Level. All Amounts shown above are in thousands of dollars

### Victor Steinbrueck Parking Envelope

<b>Project No:</b>	MC-PR-41044	<b>BSL Code:</b>	BC-PR-40000
<b>Project Type:</b>	Discrete	<b>BSL Name:</b>	Fix It First
<b>Project Category:</b>	Rehabilitation or Restoration	<b>Location:</b>	2001 Western Ave
<b>Current Project Stage:</b>	Stage 3 - Design	<b>Council District:</b>	Council District 7
<b>Start/End Date:</b>	2017 - 2024	<b>Neighborhood District:</b>	Downtown
<b>Total Project Cost:</b>	\$5,000	<b>Urban Village:</b>	Downtown

This project will replace the existing membrane between the westerly portion of Victor Steinbrueck Park and the Unico parking garage below, and other related items. The membrane is a waterproofing layer that keeps stormwater and irrigation that falls on the park from entering the garage below and damaging the concrete structure. The membrane was installed in 1981 when the park was originally constructed on top of the parking garage. These membranes typically last no more than 30 years; the existing membrane has failed and no longer prevents water from entering the garage below. The membrane replacement requires the removal and subsequent replacement of all the park improvements above and the installation of a new drainage system. The new membrane will provide a waterproofed foundation for the associated park renovation project.

Resources	LTD Actuals	2023 Revised	2024	2025	2026	2027	2028	2029	Total
Real Estate Excise Tax I	1	1,499	-	-	-	-	-	-	1,500
Real Estate Excise Tax II	576	2,925	-	-	-	-	-	-	3,500
<b>Total:</b>	<b>576</b>	<b>4,424</b>	<b>-</b>	<b>-</b>	<b>-</b>	<b>-</b>	<b>-</b>	<b>-</b>	<b>5,000</b>
Fund Appropriations / Allocations *	LTD Actuals	2023 Revised	2024	2025	2026	2027	2028	2029	Total
REET I Capital Fund	1	1,499	-	-	-	-	-	-	1,500
REET II Capital Fund	576	2,925	-	-	-	-	-	-	3,500
<b>Total:</b>	<b>576</b>	<b>4,424</b>	<b>-</b>	<b>-</b>	<b>-</b>	<b>-</b>	<b>-</b>	<b>-</b>	<b>5,000</b>

O&M Impacts: NA

\* Funds are appropriated through the Adopted Budget at the Budget Summary Level. All Amounts shown above are in thousands of dollars

**W Magnolia PF South Athletic Field Conversion**

<b>Project No:</b>	MC-PR-41066	<b>BSL Code:</b>	BC-PR-40000
<b>Project Type:</b>	Discrete	<b>BSL Name:</b>	Fix It First
<b>Project Category:</b>	Improved Facility	<b>Location:</b>	2550 34th Ave W
<b>Current Project Stage:</b>	Stage 1 - Pre-Project Development	<b>Council District:</b>	Council District 7
<b>Start/End Date:</b>	2028 - 2030	<b>Neighborhood District:</b>	Magnolia/Queen Anne
<b>Total Project Cost:</b>		<b>Urban Village:</b>	Not in an Urban Village

This project converts an existing grass athletic field of approximately 135,500 square feet to synthetic turf, replaces lighting, installs drainage improvements, and performs related work. This improvement allows for enhanced use and scheduling of the playfield for soccer, lacrosse, baseball, and other activities. Funding for this project was eliminated from the 6-year CIP in the 2021 Proposed Budget.

<b>Resources</b>	<b>LTD Actuals</b>	<b>2023 Revised</b>	<b>2024</b>	<b>2025</b>	<b>2026</b>	<b>2027</b>	<b>2028</b>	<b>2029</b>	<b>Total</b>
Real Estate Excise Tax II	-	-	-	-	-	-	-	1,070	1,070
<b>Total:</b>	-	-	-	-	-	-	-	<b>1,070</b>	<b>1,070</b>
<b>Fund Appropriations / Allocations *</b>	<b>LTD Actuals</b>	<b>2023 Revised</b>	<b>2024</b>	<b>2025</b>	<b>2026</b>	<b>2027</b>	<b>2028</b>	<b>2029</b>	<b>Total</b>
REET II Capital Fund	-	-	-	-	-	-	-	1,070	1,070
<b>Total:</b>	-	-	-	-	-	-	-	<b>1,070</b>	<b>1,070</b>

O&M Impacts: NA

\* Funds are appropriated through the Adopted Budget at the Budget Summary Level. All Amounts shown above are in thousands of dollars



### West Queen Anne Playfield Conversion

<b>Project No:</b>	MC-PR-41072	<b>BSL Code:</b>	BC-PR-40000
<b>Project Type:</b>	Discrete	<b>BSL Name:</b>	Fix It First
<b>Project Category:</b>	Rehabilitation or Restoration	<b>Location:</b>	1901 1st AVE W
<b>Current Project Stage:</b>	Stage 1 - Pre-Project Development	<b>Council District:</b>	Council District 7
<b>Start/End Date:</b>	2020 - 2028	<b>Neighborhood District:</b>	Magnolia/Queen Anne
<b>Total Project Cost:</b>	\$5,667	<b>Urban Village:</b>	Not in an Urban Village

This project will improve playability and increase year-round athletic field capacity at West Queen Anne Playfield. The existing natural turf field will be replaced with a synthetic field, and paths will be re-paved to improve accessibility, along with related work. The new synthetic turf field will expand capacity and play-time in an area of the city with few synthetic turf athletic fields.

Resources	LTD Actuals	2023 Revised	2024	2025	2026	2027	2028	2029	Total
Real Estate Excise Tax II	1	199	-	-	1,000	3,947	520	-	5,667
<b>Total:</b>	<b>1</b>	<b>199</b>	<b>-</b>	<b>-</b>	<b>1,000</b>	<b>3,947</b>	<b>520</b>	<b>-</b>	<b>5,667</b>
Fund Appropriations / Allocations *	LTD Actuals	2023 Revised	2024	2025	2026	2027	2028	2029	Total
REET II Capital Fund	1	199	-	-	1,000	3,947	520	-	5,667
<b>Total:</b>	<b>1</b>	<b>199</b>	<b>-</b>	<b>-</b>	<b>1,000</b>	<b>3,947</b>	<b>520</b>	<b>-</b>	<b>5,667</b>

O&M Impacts: NA

\* Funds are appropriated through the Adopted Budget at the Budget Summary Level. All Amounts shown above are in thousands of dollars

### Woodland Park Zoo Night Exhibit Renovation

<b>Project No:</b>	MC-PR-41046	<b>BSL Code:</b>	BC-PR-40000
<b>Project Type:</b>	Discrete	<b>BSL Name:</b>	Fix It First
<b>Project Category:</b>	Rehabilitation or Restoration	<b>Location:</b>	700 N 50th St
<b>Current Project Stage:</b>	Stage 2 - Initiation, Project Definition, & Planning	<b>Council District:</b>	Council District 6
<b>Start/End Date:</b>	2017 - 2026	<b>Neighborhood District:</b>	Lake Union
<b>Total Project Cost:</b>	\$16,448	<b>Urban Village:</b>	Not in an Urban Village

This project provides funding to re-build the Woodland Park Zoo Night Exhibit, and other related work. The Exhibit was substantially damaged in December of 2016. This project is funded by insurance proceeds.

Resources	LTD Actuals	2023 Revised	2024	2025	2026	2027	2028	2029	Total
Miscellaneous Grants or Donations	387	-	-	-	-	-	-	-	387
Miscellaneous Revenues	642	15,418	-	-	-	-	-	-	16,061
<b>Total:</b>	<b>1,029</b>	<b>15,418</b>	-	-	-	-	-	-	<b>16,448</b>
Fund Appropriations / Allocations *	LTD Actuals	2023 Revised	2024	2025	2026	2027	2028	2029	Total
Park And Recreation Fund	359	15,418	-	-	-	-	-	-	15,777
Unrestricted Cumulative Reserve Fund	670	-	-	-	-	-	-	-	670
<b>Total:</b>	<b>1,029</b>	<b>15,418</b>	-	-	-	-	-	-	<b>16,448</b>

O&M Impacts: NA

\* Funds are appropriated through the Adopted Budget at the Budget Summary Level. All Amounts shown above are in thousands of dollars

### Yesler Crescent Improvements

<b>Project No:</b>	MC-PR-21012	<b>BSL Code:</b>	BC-PR-20000
<b>Project Type:</b>	Discrete	<b>BSL Name:</b>	Building For The Future
<b>Project Category:</b>	Improved Facility	<b>Location:</b>	
<b>Current Project Stage:</b>	Stage 3 - Design	<b>Council District:</b>	Council District 7
<b>Start/End Date:</b>	2019 - 2025	<b>Neighborhood District:</b>	Downtown
<b>Total Project Cost:</b>	\$2,647	<b>Urban Village:</b>	Downtown

This project will support improvements to City Hall Park and Prefontaine fountain to enhance circulation and focus on park activation and preservation. Potential improvements may include pathway renovation, furnishing replacement, lighting upgrades, irrigation renovation and related work, and the potential rebuilding or renovation of the Prefontaine fountain.

Resources	LTD Actuals	2023 Revised	2024	2025	2026	2027	2028	2029	Total
General Fund	-	1,000	-	-	-	-	-	-	1,000
King County Voter-Approved Levy	38	234	-	-	-	-	-	-	272
Payroll Expense Tax	-	-	1,000	-	-	-	-	-	1,000
Real Estate Excise Tax II	195	180	-	-	-	-	-	-	375
<b>Total:</b>	<b>232</b>	<b>1,415</b>	<b>1,000</b>	<b>-</b>	<b>-</b>	<b>-</b>	<b>-</b>	<b>-</b>	<b>2,647</b>
Fund Appropriations / Allocations *	LTD Actuals	2023 Revised	2024	2025	2026	2027	2028	2029	Total
General Fund	-	1,000	-	-	-	-	-	-	1,000
King County Parks Levy Fund	38	234	-	-	-	-	-	-	272
Payroll Expense Tax	-	-	1,000	-	-	-	-	-	1,000
REET II Capital Fund	195	180	-	-	-	-	-	-	375
<b>Total:</b>	<b>232</b>	<b>1,415</b>	<b>1,000</b>	<b>-</b>	<b>-</b>	<b>-</b>	<b>-</b>	<b>-</b>	<b>2,647</b>

O&M Impacts: NA

\* Funds are appropriated through the Adopted Budget at the Budget Summary Level. All Amounts shown above are in thousands of dollars

### Zoo Major Maintenance

<b>Project No:</b>	MC-PR-41005	<b>BSL Code:</b>	BC-PR-40000
<b>Project Type:</b>	Ongoing	<b>BSL Name:</b>	Fix It First
<b>Project Category:</b>	Rehabilitation or Restoration	<b>Location:</b>	601 N 59TH ST
<b>Current Project Stage:</b>	N/A	<b>Council District:</b>	Council District 6
<b>Start/End Date:</b>	N/A	<b>Neighborhood District:</b>	Northwest
<b>Total Project Cost:</b>	N/A	<b>Urban Village:</b>	Not in an Urban Village

This ongoing project preserves the Zoo facilities to enable it to operate efficiently. Typical projects include exhibit renovation or replacement, water, electrical, irrigation, and sewer systems replacement, energy efficient improvements, pavement and grounds restoration, Americans with Disabilities (ADA) access improvements, and related work. The oldest buildings at the Zoo were constructed in the 1930s and others have been built in subsequent decades. The individual projects will address health and safety codes, extend the life of the asset, improve access for all, and improve the overall Zoo experience for the public.

Resources	LTD Actuals	2023 Revised	2024	2025	2026	2027	2028	2029	Total
Real Estate Excise Tax I	-	30	282	327	237	246	52	52	1,226
Real Estate Excise Tax II	6,168	3,972	2,194	2,249	2,441	2,539	2,845	2,961	25,370
Seattle Park District Revenues	6,084	-	-	-	-	-	-	-	6,084
<b>Total:</b>	<b>12,252</b>	<b>4,003</b>	<b>2,476</b>	<b>2,575</b>	<b>2,678</b>	<b>2,786</b>	<b>2,897</b>	<b>3,013</b>	<b>32,680</b>
Fund Appropriations / Allocations *	LTD Actuals	2023 Revised	2024	2025	2026	2027	2028	2029	Total
REET I Capital Fund	-	30	282	327	237	246	52	52	1,226
REET II Capital Fund	6,168	3,972	2,194	2,249	2,441	2,539	2,845	2,961	25,370
Seattle Park District Fund	6,084	-	-	-	-	-	-	-	6,084
<b>Total:</b>	<b>12,252</b>	<b>4,003</b>	<b>2,476</b>	<b>2,575</b>	<b>2,678</b>	<b>2,786</b>	<b>2,897</b>	<b>3,013</b>	<b>32,680</b>

O&M Impacts: NA

\* Funds are appropriated through the Adopted Budget at the Budget Summary Level. All Amounts shown above are in thousands of dollars



# Seattle Center



### Overview

Seattle Center is an active civic, arts and family gathering place at the core of our city. More than 30 cultural, educational, sports and entertainment organizations reside on the grounds, together with a broad range of public and community programs, creating thousands of events each year. It is the largest visitor destination in Washington state, attracting an estimated 12 million visits each year to attend arts, sporting, educational, and cultural events and festivals, and to enjoy the grounds and open spaces. There are 24 buildings and three parking garages on the campus. Seattle Center is also a major urban park with lawns, gardens, fountains, a children's play area, and a variety of plazas and open spaces. The Seattle Center Monorail runs between the Seattle Center campus and downtown Seattle. The City owns the Monorail, which is operated by Seattle Monorail Services on behalf of the City. The Space Needle, the Pacific Science Center, and Seattle Public Schools' Memorial Stadium and its adjacent parking lot are also part of the campus but are privately owned and operated.

Seattle Center resides on Indigenous lands, the traditional territories of the Coast Salish people. The origins of a civic campus at Seattle Center go back to the 1920s, with Mayor Bertha Landes presiding over the groundbreaking for the Civic Auditorium, Civic Ice Arena, and Civic Field. In the 1930s the Washington State Armory was built. Memorial Stadium was constructed in the 1940s. In the late 1950s and early 1960s the site for the 1962 Seattle World's Fair was created, expanding the size of the campus to roughly what we know today.

One result today of this long history as a civic gathering place is aging infrastructure. While some facilities have been renovated through individual efforts (McCaw Hall in 2003; the new Seattle Opera at the Center facility in 2018; and Climate Pledge Arena in 2021), the majority remain in need of major renovation and redevelopment, and many of our core campus systems (HVAC, emergency generators) have exceeded their lifespan and are beginning to fail. These facilities are essential to Seattle Center's safe and effective operation, serving as event venues, sheltering sites, and providing critical services to the campus and the larger City.

As Seattle Center embraces the post-pandemic return of crowded summer festivals and plays an important role supporting the recovery of downtown, now is the time to address these infrastructure needs and ensure it is well-positioned to serve the city's needs in the coming years. The department's Capital Improvement Program (CIP) repairs, renews, and redevelops the facilities and grounds of Seattle Center to provide a safe and welcoming place for millions of annual visitors. The CIP helps accomplish Seattle Center's mission by:

- Preserving campus buildings and infrastructure
- Assessing building systems and developing maintenance and repair schedules
- Maintaining and repairing campus-wide utilities
- Creating and maintaining multi-use public spaces for both free and fee supported events
- Maintaining a large collection of public art
- Upgrading landscape features and public gathering spaces



- Planning for campus improvements and modernization
- Retrofitting buildings for improved energy efficiency
- Removing barriers in buildings, pathways, and public spaces on campus to better serve campus visitors of all abilities

### **Campus Capital Improvement Program Priorities**

Due to lower forecasted projections for REET revenues, this budget includes difficult decisions on what to prioritize over the coming years. Over the last five years, Seattle Center has been maintaining its aging historic 74-acre public campus with an annual average REET allocation of \$9.5M, or close to the \$9M annually recommended for an asset of its size twenty years ago based on the City's 2003 asset preservation study.

In 2024, Seattle Center's CIP REET budget is reduced to \$2,097,000 for capital improvement projects and major maintenance. Due to the significant REET reduction, the CIP includes phasing and postponing some projects. The deferred projects include replacement of turf and equipment for the popular Artists at Play playground, campus repaving, parking garage deck reseal, Food Hall grease interceptor installation, replacement of the Armory heat exchanger, replacement of leaking mechanical fittings throughout the campus, and security bollard repair.

Seattle Center's 2024-2029 CIP focuses on four primary themes:

1. Facilities Conditions and Major Maintenance
2. Major Project Planning
3. Campus Uplift and Modernization
4. Grant Supported Projects

### **2024-2029 Proposed CIP Highlights**

#### **Facilities Condition Assessments and Major Maintenance**

Since 2015, Seattle Center's program of facilities condition assessments (FCAs), utilizing specialty consultants, has been a key source of information for identifying current and future capital needs to inform capital investment priorities. We have completed two FCAs and are expediting the remaining FCAs to identify infrastructure most at risk of failure and plan for maintenance solutions. Our recently completed FCAs for roofing/cladding and mechanical systems identified numerous necessary and urgent repairs and replacements, some of which are underway.

The focus of the Center's 2024 REET CIP budget will go towards completing the FCA preliminary engineering work and urgent maintenance projects, the two largest of which are described below:

### **Bagley Wright Theatre cladding and roofing replacement project**

The majority of the remaining 2024 REET CIP budget will be used for the construction of the Bagley Wright Theatre cladding and roofing replacement project. The estimated construction cost for this project came in higher than budgeted. Approximately \$1.6 million is reallocated from other CIP projects to fully fund this project.

### **Armory office ventilation**

Seattle Center will spend **\$520,353** of its 2024 CIP budget on updating and expanding ventilation throughout the Armory offices to bring City staff office spaces into compliance with current code standards and post-pandemic best practices.

### **Completion of Facilities Condition Assessments**

Seattle Center will spend 61,000 of its 2024 CIP budget to complete Center's remaining FCAs, including electrical and plumbing. Once the FCA's are completed, Center will compile a report outlining our funding needs for repair and replacement over the next decade.

## **Major Project Planning**

### **Memorial Stadium**

The 76-year-old Memorial Stadium is owned by Seattle Public Schools (SPS) on land deeded by the City and is outdated, deteriorated, and in need of redevelopment. The Seattle Public Schools Building Technology Academics & Athletics (BTA V) levy approved by Seattle voters in February 2022 includes \$66.5 million for a basic student athletic stadium. Under a letter of intent signed by SPS and the City in October 2021 and a November 2022 Memorandum of Agreement, the school district and City are collaborating on a plan for a new enhanced stadium. The new facility will transform the heart of Seattle Center with a state-of-the-art stadium that will serve SPS' needs for athletic events and graduations and also be a major civic venue for arts, cultural, sports, and community events. The new stadium is expected to be constructed and operated by a private operator jointly selected by SPS and the City through a request for proposals.

A design concept for the enhanced stadium has been proposed and is estimated to cost up to \$150 million. In addition to the \$66.5 million SPS levy money and \$4 million from the State capital budget, Seattle Center's Proposed 2024-2029 CIP includes the City's expected \$40 million contribution to the Memorial Stadium Redevelopment. Additional funding is proposed to be provided from various private and philanthropic sources. This includes \$1.02 million in 2023, \$1 million REET in 2024. The 2024-2029 CIP also includes \$19 million in bonding split between 2025 and 2026 as well as \$19 million in 2027 of which the funding source has yet to be determined. One Roof Partnership will be responsible for additional funding to complete the project. The SPS Board of Directors, Mayor, and the City Council are anticipated to review and approve implementing agreements in early 2024 followed by a formal design and community engagement process. The new stadium is expected to be complete by the end of 2027.

### **Seattle Center Warehouse Relocation**

The Seattle Center warehouse is currently located below the north stands at Memorial Stadium. The large facility is critical to daily campus operations including maintenance, event production, and campus-wide shipping, receiving, and re-stocking, and it will be demolished when the Stadium is redeveloped. As plans for the Memorial Stadium project progress, Seattle Center will identify a temporary location to house the warehouse's contents and operations during Memorial Stadium construction. Seattle Center is currently evaluating options for temporary space and will likely need to design and construct a temporary structure (or improvements to an existing structure) for this effort. A permanent home for Seattle Center operations is planned as part of the future redeveloped Memorial Stadium.

### **401 Mercer (Formerly KCTS) Long Range Planning**

The full-block parcel at 401 Mercer St. has been in use as the headquarters and primary broadcasting facility for KCTS-9 – now part of Cascade Public Media (CPM) -- which holds a long-term ground lease with the City. In 2022, CPM identified a new headquarters that better suits the organization's needs. In 2022, the City and CPM agreed to amend the lease to allow CPM to move out a year early. The property and the building will be turned over to Seattle Center on December 31, 2023. Seattle Center's long-term plan, which reflects support from community and stakeholder outreach, is to pursue a redevelopment strategy for this property that will generate revenue to support Seattle Center and contribute to the overall vitality of the campus and the neighborhood. Seattle Center does not plan to advance more detailed planning for new uses on the site until the next steps for Memorial Stadium's redevelopment are finalized. In the interim period, Seattle Center intends to use the KCTS building to meet many of its operational uses that will be temporarily displaced by Memorial Stadium construction and is evaluating possible interim uses that will keep the building active and help to fund its ongoing maintenance.

### **Seattle Center Light Rail Station Planning**

The planned Ballard Link Extension project includes two proposed light rail stations serving Seattle Center. Since 2019, Seattle Center has engaged intensively in interdepartmental collaboration and engagement with neighbors and resident organizations to help arrive at a preferred alignment. In anticipation of the Ballard Link Extension Draft Environmental Impact Statement (DEIS) being released at the end of 2024 or early 2025, Center will devote CIP planning funds to support consultant work and staff time to address our most critical concerns, which include noise and vibration impacts to sensitive arts and cultural venues; transportation/access impacts to the campus during construction; and station area planning.

### **Campus Uplift and Modernization**

#### **Fisher Pavilion Plaza Renovation**

The Fisher Pavilion Plaza, which occupies the roof above Fisher Pavilion, is an important campus space used for events and day-to-day activities. The roofing and cladding FCA found that the plaza surface and membrane are urgently in need of repairs and partial replacement. Construction of this project is

anticipated to begin in the first quarter of 2024 in order to be completed before the busy event season begins.

### **Campus-Wide Open Space Plan**

In long-range planning for the campus, Seattle Center intends to leverage upcoming major projects including the Memorial Stadium redevelopment, the grant-funded Monorail Station Reconfiguration, the 5G infrastructure project, the Armory generator replacement, and ST3 to uplift public open spaces and improve outdoor lighting. In 2023, Seattle Center engaged a landscape architecture firm to produce concept designs for a campus-wide open space plan that incorporates design interventions in a variety of locations, with a vision that is unified around the Century 21 Master Plan principles. As our major redevelopment projects and departmental strategic plan take shape in the coming months, we will incorporate the concepts from this effort into our scope and budget for future CIP work in 2024-2029.

### **Seattle Center's Neutral Wireless Infrastructure**

Center conducted an RFP process in October 2022 – May 2023 seeking to identify a well-qualified Wireless Infrastructure Provider (WIP) that would be responsible for managing the design, installation, deployment, operation, upgrading/reinvestment, and maintenance of privately owned cellular wireless infrastructure to deliver high-quality service to visitors and pay a fee to Seattle Center. Verizon was selected as the RFP's finalist and contract negotiations are currently underway. Seattle Center expects construction to begin in late 2024/early 2025 with a projected completion by end of 2025. The work will be funded by the WIP. Seattle Center hopes to leverage this work on the street grid to implement other upgrades to the power, utility, and lighting systems, and potentially to upgrade campus paving.

### **Grant Supported Projects**

#### **Monorail Station Reconfiguration**

The Seattle Center Monorail Station Improvements project is estimated at more than \$20 million. It is a comprehensive design and construction project that will improve station access and accessibility, support a positive passenger experience, and optimize system capacity. Improvements may include and are not limited to raising the station platform, automating the passenger gates at the platform edge, and wayfinding.

To provide a fully accessible station consistent with Title II of the Americans with Disabilities Act (ADA) as incorporated by Appendix A of 49 CFR 37 and usability by persons with disabilities, the design and construction activities include raising the station concrete platform to be level with the floors of the two monorail train cars, add automated passenger gates at the platform edge to train doors and covered passenger waiting areas, reconfigure the station to remove barriers, make the station main entrance/route from Thomas Street ADA accessible, update and cover queuing area layouts, and provide visual accessibility by using universal symbols and translated signage. The project will improve throughput to regain surge capacity lost in previous years at the Seattle Center Monorail Station. An additional access route from the north may also be included in the scope, pending further study. \$15M

of this project will be funded through a federal grant, while the remaining \$5M will be funded through the Move Ahead Washington allocation.

### **Armory Generator Replacement**

The objective of this project is to provide emergency power to the Armory and Fisher Pavilion, two Seattle Center facilities that play a critical role in the City's emergency operations response. The project will remove a 60-year-old generator and associated controls located in the Armory and replace it with a new, sustainably powered generator capable of supporting emergency functions in both the Armory and Fisher Pavilion. The new sustainable emergency generator will be fueled by solar, wind, and fuel cell, with the ability to run on diesel if conditions require. As a part of this project, we will install new 80kW solar panels and 120kW wind turbines on the roof of the Armory. A 5kW fuel cell system will be installed in the Armory. These sustainable power sources will feed into a 1,106kWh battery storage system that will connect to the generator for use during emergency situations. Our proposed solution builds resiliency, sustainability, and energy efficiency into the Seattle Center Emergency Operations facilities. Most of the budget for this project (75%) will be funded by a FEMA grant while the remaining amount will be funded through REET.

### **CIP Revenue Sources**

Seattle Center's 2024-2029 Proposed CIP is funded from a combination of revenue sources including Real Estate Excise Tax (REET, the primary funding source for 2024-2029), LTGO bond funds, federal grants, and private funds. In the past, other key funding sources for Seattle Center included voter-approved property tax levies, Washington State and King County funds, philanthropic contributions, proceeds from property sales, and private investment. Private investment has always played a key role in Seattle Center's development, with the \$1 billion Climate Pledge Arena renovation as the most recent example.

### **Summary of Upcoming Budget Issues and Challenges**

The biggest challenge facing Seattle Center's CIP is the campus' rapidly aging infrastructure and funding constraints on advancing replacement projects to address it. Completing Seattle Center's Facilities Condition Assessment program this year will be essential to identifying urgent needs for capital renovation and replacement, as well as strategic projects that can improve our operational efficiency and reduce costs in the future. Center anticipates that following the completion of the FCAs in 2024, significant additional funding will be needed for future efforts to preserve and modernize Seattle Center facilities.

### ADA Improvements

<b>Project No:</b>	MC-SC-S9302	<b>BSL Code:</b>	BC-SC-S03P01
<b>Project Type:</b>	Ongoing	<b>BSL Name:</b>	Building and Campus Improvements
<b>Project Category:</b>	Rehabilitation or Restoration	<b>Location:</b>	Seattle Center Campus
<b>Current Project Stage:</b>	N/A	<b>Council District:</b>	Council District 7
<b>Start/End Date:</b>	N/A	<b>Neighborhood District:</b>	Magnolia/Queen Anne
<b>Total Project Cost:</b>	N/A	<b>Urban Village:</b>	Uptown

This ongoing project makes the Seattle Center campus more accessible to people with disabilities. Improvements may include, but are not limited to, assisted listening devices, automatic doors, ramps, signage, seating and other features that accommodate Seattle Center visitors.

Resources	LTD Actuals	2023 Revised	2024	2025	2026	2027	2028	2029	Total
Property Sales and Interest Earnings	241	-	-	-	-	-	-	-	241
Real Estate Excise Tax I	3,272	388	-	-	-	-	-	-	3,660
Real Estate Excise Tax II	175	-	-	-	-	-	-	-	175
<b>Total:</b>	<b>3,688</b>	<b>388</b>	-	-	-	-	-	-	<b>4,076</b>
Fund Appropriations / Allocations *	LTD Actuals	2023 Revised	2024	2025	2026	2027	2028	2029	Total
REET I Capital Fund	3,272	388	-	-	-	-	-	-	3,660
REET II Capital Fund	175	-	-	-	-	-	-	-	175
Unrestricted Cumulative Reserve Fund	241	-	-	-	-	-	-	-	241
<b>Total:</b>	<b>3,688</b>	<b>388</b>	-	-	-	-	-	-	<b>4,076</b>

**O&M Impacts:** No expected impact on O&M costs.

\* Funds are appropriated through the Adopted Budget at the Budget Summary Level. All Amounts shown above are in thousands of dollars

## Armory Rehabilitation

<b>Project No:</b>	MC-SC-S9113	<b>BSL Code:</b>	BC-SC-S03P01
<b>Project Type:</b>	Ongoing	<b>BSL Name:</b>	Building and Campus Improvements
<b>Project Category:</b>	Rehabilitation or Restoration	<b>Location:</b>	305 Harrison St
<b>Current Project Stage:</b>	N/A	<b>Council District:</b>	Council District 7
<b>Start/End Date:</b>	N/A	<b>Neighborhood District:</b>	Magnolia/Queen Anne
<b>Total Project Cost:</b>	N/A	<b>Urban Village:</b>	Uptown

This ongoing project provides for major maintenance and improvements to the 275,000 square-foot Seattle Center Armory, formerly known as Center House, a 1939 structure that serves as the primary free indoor public gathering and programming space at Seattle Center. Work may include, but is not limited to, restroom and mechanical renovations, elevator renovation, fire-safety and seismic improvements, window replacement, signage improvements, wall and floor surface repairs, and improvements to the atrium.

Resources	LTD Actuals	2023 Revised	2024	2025	2026	2027	2028	2029	Total
Federal Grant Funds	-	3,559	-	-	-	-	-	-	3,559
LTGO Bond Proceeds	1,233	-	-	-	-	-	-	-	1,233
Property Sales and Interest Earnings	3,632	-	-	-	-	-	-	-	3,632
Real Estate Excise Tax I	7,245	4,318	-	450	1,600	950	1,060	-	15,623
Seattle Voter-Approved Levy	2,462	-	-	-	-	-	-	-	2,462
<b>Total:</b>	<b>14,572</b>	<b>7,876</b>	<b>-</b>	<b>450</b>	<b>1,600</b>	<b>950</b>	<b>1,060</b>	<b>-</b>	<b>26,509</b>
Fund Appropriations / Allocations *	LTD Actuals	2023 Revised	2024	2025	2026	2027	2028	2029	Total
1991 Levy Fund (Closed)	2,462	-	-	-	-	-	-	-	2,462
2002 Multipurpose LTGO Bond Fund	1,233	-	-	-	-	-	-	-	1,233
REET I Capital Fund	7,245	4,318	-	450	1,600	950	1,060	-	15,623
Seattle Center Fund	-	3,559	-	-	-	-	-	-	3,559
Unrestricted Cumulative Reserve Fund	3,632	-	-	-	-	-	-	-	3,632
<b>Total:</b>	<b>14,572</b>	<b>7,876</b>	<b>-</b>	<b>450</b>	<b>1,600</b>	<b>950</b>	<b>1,060</b>	<b>-</b>	<b>26,509</b>

**O&M Impacts:** No expected impact on O&M costs.

\* Funds are appropriated through the Adopted Budget at the Budget Summary Level. All Amounts shown above are in thousands of dollars

**Artwork Maintenance**

<b>Project No:</b>	MC-SC-S9303	<b>BSL Code:</b>	BC-SC-S03P01
<b>Project Type:</b>	Ongoing	<b>BSL Name:</b>	Building and Campus Improvements
<b>Project Category:</b>	Rehabilitation or Restoration	<b>Location:</b>	Seattle Center Campus
<b>Current Project Stage:</b>	N/A	<b>Council District:</b>	Council District 7
<b>Start/End Date:</b>	N/A	<b>Neighborhood District:</b>	Magnolia/Queen Anne
<b>Total Project Cost:</b>	N/A	<b>Urban Village:</b>	Uptown

This ongoing project provides for maintenance of public artwork on the Seattle Center campus to ensure the integrity of the artwork. Typical improvements may include, but are not limited to, surface restoration and repainting, mechanical upgrades and repairs, and structural repairs. Some artworks on the Seattle Center campus are maintained by the Office of Arts and Culture.

<b>Resources</b>	<b>LTD Actuals</b>	<b>2023 Revised</b>	<b>2024</b>	<b>2025</b>	<b>2026</b>	<b>2027</b>	<b>2028</b>	<b>2029</b>	<b>Total</b>
Private Funding/Donations	5	-	-	-	-	-	-	-	5
Property Sales and Interest Earnings	617	133	30	50	50	-	-	-	879
Real Estate Excise Tax I	31	-	-	-	-	-	-	-	31
<b>Total:</b>	<b>653</b>	<b>133</b>	<b>30</b>	<b>50</b>	<b>50</b>	<b>-</b>	<b>-</b>	<b>-</b>	<b>915</b>
<b>Fund Appropriations / Allocations *</b>	<b>LTD Actuals</b>	<b>2023 Revised</b>	<b>2024</b>	<b>2025</b>	<b>2026</b>	<b>2027</b>	<b>2028</b>	<b>2029</b>	<b>Total</b>
REET I Capital Fund	31	-	-	-	-	-	-	-	31
Unrestricted Cumulative Reserve Fund	622	133	30	50	50	-	-	-	884
<b>Total:</b>	<b>653</b>	<b>133</b>	<b>30</b>	<b>50</b>	<b>50</b>	<b>-</b>	<b>-</b>	<b>-</b>	<b>915</b>

**O&M Impacts:** No expected impact on O&M costs.

\* Funds are appropriated through the Adopted Budget at the Budget Summary Level. All Amounts shown above are in thousands of dollars



### Fisher Pavilion Asset Preservation

<b>Project No:</b>	MC-SC-S0701	<b>BSL Code:</b>	BC-SC-S03P01
<b>Project Type:</b>	Ongoing	<b>BSL Name:</b>	Building and Campus Improvements
<b>Project Category:</b>	Rehabilitation or Restoration	<b>Location:</b>	200 Thomas St
<b>Current Project Stage:</b>	N/A	<b>Council District:</b>	Council District 7
<b>Start/End Date:</b>	N/A	<b>Neighborhood District:</b>	Magnolia/Queen Anne
<b>Total Project Cost:</b>	N/A	<b>Urban Village:</b>	Uptown

This project provides for asset preservation investments in Fisher Pavilion, a public assembly facility completed in 2002.

<b>Resources</b>	<b>LTD Actuals</b>	<b>2023 Revised</b>	<b>2024</b>	<b>2025</b>	<b>2026</b>	<b>2027</b>	<b>2028</b>	<b>2029</b>	<b>Total</b>
Real Estate Excise Tax I	196	45	-	100	100	500	500	-	1,442
<b>Total:</b>	<b>196</b>	<b>45</b>	<b>-</b>	<b>100</b>	<b>100</b>	<b>500</b>	<b>500</b>	<b>-</b>	<b>1,442</b>
<b>Fund Appropriations / Allocations *</b>	<b>LTD Actuals</b>	<b>2023 Revised</b>	<b>2024</b>	<b>2025</b>	<b>2026</b>	<b>2027</b>	<b>2028</b>	<b>2029</b>	<b>Total</b>
REET I Capital Fund	196	45	-	100	100	500	500	-	1,442
<b>Total:</b>	<b>196</b>	<b>45</b>	<b>-</b>	<b>100</b>	<b>100</b>	<b>500</b>	<b>500</b>	<b>-</b>	<b>1,442</b>

**O&M Impacts:** No expected impact on O&M costs.

\* Funds are appropriated through the Adopted Budget at the Budget Summary Level. All Amounts shown above are in thousands of dollars

**General Site Improvements**

<b>Project No:</b>	MC-SC-S0305	<b>BSL Code:</b>	BC-SC-S03P01
<b>Project Type:</b>	Ongoing	<b>BSL Name:</b>	Building and Campus Improvements
<b>Project Category:</b>	Rehabilitation or Restoration	<b>Location:</b>	Seattle Center Campus
<b>Current Project Stage:</b>	N/A	<b>Council District:</b>	Council District 7
<b>Start/End Date:</b>	N/A	<b>Neighborhood District:</b>	Magnolia/Queen Anne
<b>Total Project Cost:</b>	N/A	<b>Urban Village:</b>	Uptown

This ongoing project improves the safety, security, facility integrity, and visitor experience on the Seattle Center campus. Improvements may include, but are not limited to, installation of security bollards, lighting upgrades, sealing of building exteriors, technology and security system upgrades, and renovation of fountains, site amenities and open spaces.

<b>Resources</b>	<b>LTD Actuals</b>	<b>2023 Revised</b>	<b>2024</b>	<b>2025</b>	<b>2026</b>	<b>2027</b>	<b>2028</b>	<b>2029</b>	<b>Total</b>
Federal Grant Funds	615	-	-	-	-	-	-	-	615
General Fund	178	-	-	-	-	-	-	-	178
LTGO Bond Proceeds	109	-	-	-	-	-	-	-	109
Property Sales and Interest Earnings	820	-	-	-	-	-	-	-	820
Real Estate Excise Tax I	2,040	2,192	-	575	646	1,707	1,100	-	8,260
<b>Total:</b>	<b>3,762</b>	<b>2,192</b>	<b>-</b>	<b>575</b>	<b>646</b>	<b>1,707</b>	<b>1,100</b>	<b>-</b>	<b>9,982</b>
<b>Fund Appropriations / Allocations *</b>	<b>LTD Actuals</b>	<b>2023 Revised</b>	<b>2024</b>	<b>2025</b>	<b>2026</b>	<b>2027</b>	<b>2028</b>	<b>2029</b>	<b>Total</b>
2002 Multipurpose LTGO Bond Fund	109	-	-	-	-	-	-	-	109
REET I Capital Fund	2,040	2,192	-	575	646	1,707	1,100	-	8,260
Seattle Center Capital Reserve	820	-	-	-	-	-	-	-	820
Unrestricted Cumulative Reserve Fund	793	-	-	-	-	-	-	-	793
<b>Total:</b>	<b>3,762</b>	<b>2,192</b>	<b>-</b>	<b>575</b>	<b>646</b>	<b>1,707</b>	<b>1,100</b>	<b>-</b>	<b>9,982</b>

**O&M Impacts:** No expected impact on O&M costs.

\* Funds are appropriated through the Adopted Budget at the Budget Summary Level. All Amounts shown above are in thousands of dollars

**Lot 2 Development**

<b>Project No:</b>	MC-SC-S0501	<b>BSL Code:</b>	BC-SC-S03P01
<b>Project Type:</b>	Ongoing	<b>BSL Name:</b>	Building and Campus Improvements
<b>Project Category:</b>	New Facility	<b>Location:</b>	500 5th Ave N
<b>Current Project Stage:</b>	N/A	<b>Council District:</b>	Council District 7
<b>Start/End Date:</b>	N/A	<b>Neighborhood District:</b>	Magnolia/Queen Anne
<b>Total Project Cost:</b>	N/A	<b>Urban Village:</b>	Uptown

This project provides for activities related to the sale of Seattle Center Parking Lot 2 to the Bill & Melinda Gates Foundation. The property sale closed in November 2006. All sale-related activities are completed with the exception of groundwater remediation and monitoring, expected to continue until 2025.

<b>Resources</b>	<b>LTD Actuals</b>	<b>2023 Revised</b>	<b>2024</b>	<b>2025</b>	<b>2026</b>	<b>2027</b>	<b>2028</b>	<b>2029</b>	<b>Total</b>
Private Funding/Donations	53	-	-	-	-	-	-	-	53
Property Sales and Interest Earnings	5,491	70	-	-	-	-	-	-	5,561
Real Estate Excise Tax I	800	-	-	-	-	-	-	-	800
<b>Total:</b>	<b>6,344</b>	<b>70</b>	-	-	-	-	-	-	<b>6,414</b>
<b>Fund Appropriations / Allocations *</b>	<b>LTD Actuals</b>	<b>2023 Revised</b>	<b>2024</b>	<b>2025</b>	<b>2026</b>	<b>2027</b>	<b>2028</b>	<b>2029</b>	<b>Total</b>
REET I Capital Fund	800	-	-	-	-	-	-	-	800
Seattle Center Capital Reserve	5,544	70	-	-	-	-	-	-	5,614
<b>Total:</b>	<b>6,344</b>	<b>70</b>	-	-	-	-	-	-	<b>6,414</b>

**O&M Impacts:** No expected impact on O&M costs.

\* Funds are appropriated through the Adopted Budget at the Budget Summary Level. All Amounts shown above are in thousands of dollars

### McCaw Hall Asset Preservation

<b>Project No:</b>	MC-SC-S0303	<b>BSL Code:</b>	BC-SC-S0303
<b>Project Type:</b>	Ongoing	<b>BSL Name:</b>	McCaw Hall Capital Reserve
<b>Project Category:</b>	Rehabilitation or Restoration	<b>Location:</b>	321 Mercer St
<b>Current Project Stage:</b>	N/A	<b>Council District:</b>	Council District 7
<b>Start/End Date:</b>	N/A	<b>Neighborhood District:</b>	Magnolia/Queen Anne
<b>Total Project Cost:</b>	N/A	<b>Urban Village:</b>	Uptown

This project provides for the implementation of the McCaw Hall Capital Renewal/Asset Preservation Plan under the direction of the McCaw Hall Operating Board. The plan identifies asset preservation investments in the facility. Funding comes from the City and from the two resident tenants of McCaw Hall, Seattle Opera and Pacific Northwest Ballet.

<b>Resources</b>	<b>LTD Actuals</b>	<b>2023 Revised</b>	<b>2024</b>	<b>2025</b>	<b>2026</b>	<b>2027</b>	<b>2028</b>	<b>2029</b>	<b>Total</b>
Energy Rebates	3	-	-	-	-	-	-	-	3
Interest Earnings	120	84	-	-	-	-	-	-	204
Private Funding/Donations	1,841	1,227	691	711	731	753	775	-	6,729
Real Estate Excise Tax I	2,059	1,155	-	-	-	-	-	-	3,214
<b>Total:</b>	<b>4,022</b>	<b>2,467</b>	<b>691</b>	<b>711</b>	<b>731</b>	<b>753</b>	<b>775</b>	<b>-</b>	<b>10,150</b>
<b>Fund Appropriations / Allocations *</b>	<b>LTD Actuals</b>	<b>2023 Revised</b>	<b>2024</b>	<b>2025</b>	<b>2026</b>	<b>2027</b>	<b>2028</b>	<b>2029</b>	<b>Total</b>
McCaw Hall Capital Reserve	3,722	2,467	691	711	731	753	775	-	9,850
REET I Capital Fund	300	-	-	-	-	-	-	-	300
<b>Total:</b>	<b>4,022</b>	<b>2,467</b>	<b>691</b>	<b>711</b>	<b>731</b>	<b>753</b>	<b>775</b>	<b>-</b>	<b>10,150</b>

**O&M Impacts:** No expected impact on O&M costs.

\* Funds are appropriated through the Adopted Budget at the Budget Summary Level. All Amounts shown above are in thousands of dollars

**Memorial Stadium Redevelopment**

<b>Project No:</b>	MC-SC-S9505	<b>BSL Code:</b>	BC-SC-S03P01
<b>Project Type:</b>	Discrete	<b>BSL Name:</b>	Building and Campus Improvements
<b>Project Category:</b>	Improved Facility	<b>Location:</b>	401 5th Ave N.
<b>Current Project Stage:</b>	Stage 2 - Initiation, Project Definition, & Planning	<b>Council District:</b>	Council District 7
<b>Start/End Date:</b>	2023 - 2027	<b>Neighborhood District:</b>	Magnolia/Queen Anne
<b>Total Project Cost:</b>	\$40,000	<b>Urban Village:</b>	Uptown

The 76-year-old Memorial Stadium is owned by Seattle Public Schools (SPS) on land deeded by the City and is outdated, deteriorated, and in need of redevelopment. The Seattle Public Schools Building Technology Academics & Athletics (BTA V) levy approved by Seattle voters in February 2022 includes \$66.5 million for a basic student athletic stadium. Under a letter of intent signed by SPS and the City in October 2021 and a November 2022 Memorandum of Agreement, the school district and City are collaborating on a plan for a new enhanced stadium. The new facility will transform the heart of Seattle Center with a state-of-the-art stadium that will serve SPS' needs for athletic events and graduations and also be a major civic venue for arts, cultural, sports, and community events. The new stadium is expected to be constructed and operated by a private operator jointly selected by SPS and the City through a request for proposals. A design concept for the enhanced stadium has been proposed and is estimated to cost up to \$150 million. In addition to the \$66.5 million SPS levy money and \$4 million from the State capital budget, Seattle Center's Proposed 2024-2029 CIP includes the City's expected \$40 million contribution to the Memorial Stadium Redevelopment. Additional funding is proposed to be provided from various private and philanthropic sources.

Resources	LTD Actuals	2023 Revised	2024	2025	2026	2027	2028	2029	Total
General Fund	-	300	-	-	-	-	-	-	300
LTGO Bond Proceeds	-	-	-	9,000	10,000	-	-	-	19,000
Real Estate Excise Tax I	-	720	1,000	-	-	-	-	-	1,720
<b>Total:</b>	-	<b>1,020</b>	<b>1,000</b>	<b>9,000</b>	<b>10,000</b>	-	-	-	<b>21,020</b>
Fund Appropriations / Allocations *	LTD Actuals	2023 Revised	2024	2025	2026	2027	2028	2029	Total
2025 LTGO Taxable Bond Fund	-	-	-	9,000	-	-	-	-	9,000
2026 LTGO Taxable Bond Fund	-	-	-	-	10,000	-	-	-	10,000
General Fund	-	300	-	-	-	-	-	-	300
REET I Capital Fund	-	720	1,000	-	-	-	-	-	1,720
<b>Total:</b>	-	<b>1,020</b>	<b>1,000</b>	<b>9,000</b>	<b>10,000</b>	-	-	-	<b>21,020</b>
Unsecured Funding:	LTD Actuals	2023 Revised	2024	2025	2026	2027	2028	2029	Total
To Be Determined	-	-	-	-	19,000	-	-	-	19,000
<b>Total:</b>	-	-	-	-	<b>19,000</b>	-	-	-	<b>19,000</b>

**Unsecured Funding Strategy:** The City maintains its commitment to identifying additional partnership funding for the Memorial Stadium Redevelopment project. Seattle Center is working closely with the Mayor's Office, the City Budget Office, and the City Council to develop a funding strategy and will update the final funding strategy in a future CIP.

**O&M Impacts:** O&M estimates will be further refined in the following CIP after design work is finalized.

\* Funds are appropriated through the Adopted Budget at the Budget Summary Level. All Amounts shown above are in thousands of dollars

**Memorial Stadium Redevelopment - Debt Service**

<b>Project No:</b>	MC-SC-S9506	<b>BSL Code:</b>	BC-SC-S03P01
<b>Project Type:</b>	Ongoing	<b>BSL Name:</b>	Building and Campus Improvements
<b>Project Category:</b>	Improved Facility	<b>Location:</b>	401 5th Ave N
<b>Current Project Stage:</b>	N/A	<b>Council District:</b>	Council District 7
<b>Start/End Date:</b>	2023 - 2027	<b>Neighborhood District:</b>	Magnolia/Queen Anne
<b>Total Project Cost:</b>	N/A	<b>Urban Village:</b>	Uptown

This project provides for payment of projected debt service on bonds that will be issued in 2024 and 2025 to fund the Memorial Stadium Redevelopment.

<b>Resources</b>	<b>LTD Actuals</b>	<b>2023 Revised</b>	<b>2024</b>	<b>2025</b>	<b>2026</b>	<b>2027</b>	<b>2028</b>	<b>2029</b>	<b>Total</b>
Real Estate Excise Tax I	-	-	-	649	1,596	1,847	1,847	1,847	7,787
<b>Total:</b>	-	-	-	<b>649</b>	<b>1,596</b>	<b>1,847</b>	<b>1,847</b>	<b>1,847</b>	<b>7,787</b>
<b>Fund Appropriations / Allocations *</b>	<b>LTD Actuals</b>	<b>2023 Revised</b>	<b>2024</b>	<b>2025</b>	<b>2026</b>	<b>2027</b>	<b>2028</b>	<b>2029</b>	<b>Total</b>
REET I Capital Fund	-	-	-	649	1,596	1,847	1,847	1,847	7,787
<b>Total:</b>	-	-	-	<b>649</b>	<b>1,596</b>	<b>1,847</b>	<b>1,847</b>	<b>1,847</b>	<b>7,787</b>

O&M Impacts: NA

\* Funds are appropriated through the Adopted Budget at the Budget Summary Level. All Amounts shown above are in thousands of dollars

## Monorail Improvements

<b>Project No:</b>	MC-SC-S9403	<b>BSL Code:</b>	BC-SC-S9403
<b>Project Type:</b>	Ongoing	<b>BSL Name:</b>	Monorail Rehabilitation
<b>Project Category:</b>	Rehabilitation or Restoration	<b>Location:</b>	Seattle Center Monorail System
<b>Current Project Stage:</b>	N/A	<b>Council District:</b>	Council District 7
<b>Start/End Date:</b>	N/A	<b>Neighborhood District:</b>	Magnolia/Queen Anne
<b>Total Project Cost:</b>	N/A	<b>Urban Village:</b>	Uptown

This project provides for the renovation of the Seattle Center Monorail, including the two trains, the two stations and the guideways that run in between. The City operates the Monorail through its contractor, Seattle Monorail Services. Monorail improvements may include, but are not limited to, floor replacement, door refurbishment, renovation of pneumatic and electrical systems and other train components, guideway renovation, and station upgrades.

<b>Resources</b>	<b>LTD Actuals</b>	<b>2023 Revised</b>	<b>2024</b>	<b>2025</b>	<b>2026</b>	<b>2027</b>	<b>2028</b>	<b>2029</b>	<b>Total</b>
Developer Mitigation	-	1,000	-	-	-	-	-	-	1,000
Federal ARRA Funds: FTA Transit Capital Assistance	1,000	-	-	-	-	-	-	-	1,000
Federal Grant Funds	10,788	18,792	1,255	1,004	-	-	-	-	31,839
Interdepartmental Transfer - SDOT	-	500	-	-	-	-	-	-	500
LTGO Bond Proceeds	5,188	-	-	-	-	-	-	-	5,188
Miscellaneous Revenues	2,676	1,101	-	251	1,255	-	-	-	5,283
Seattle Center Fund	-	(1,381)	-	-	-	-	-	-	(1,381)
State Grant Funds	-	5,000	-	-	-	-	-	-	5,000
<b>Total:</b>	<b>19,651</b>	<b>25,012</b>	<b>1,255</b>	<b>1,255</b>	<b>1,255</b>	<b>-</b>	<b>-</b>	<b>-</b>	<b>48,428</b>
<b>Fund Appropriations / Allocations *</b>	<b>LTD Actuals</b>	<b>2023 Revised</b>	<b>2024</b>	<b>2025</b>	<b>2026</b>	<b>2027</b>	<b>2028</b>	<b>2029</b>	<b>Total</b>
2003 Multipurpose LTGO Bond Fund	475	-	-	-	-	-	-	-	475
2007 Multipurpose LTGO Bond Fund	4,713	-	-	-	-	-	-	-	4,713
Seattle Center Fund	2,088	25,012	1,255	1,255	1,255	-	-	-	30,865
Unrestricted Cumulative Reserve Fund	12,375	-	-	-	-	-	-	-	12,375
<b>Total:</b>	<b>19,651</b>	<b>25,012</b>	<b>1,255</b>	<b>1,255</b>	<b>1,255</b>	<b>-</b>	<b>-</b>	<b>-</b>	<b>48,428</b>

**O&M Impacts:** No expected impact on O&M costs.

\* Funds are appropriated through the Adopted Budget at the Budget Summary Level. All Amounts shown above are in thousands of dollars

### Municipal Energy Efficiency Program

<b>Project No:</b>	MC-SC-S1003	<b>BSL Code:</b>	BC-SC-S03P01
<b>Project Type:</b>	Ongoing	<b>BSL Name:</b>	Building and Campus Improvements
<b>Project Category:</b>	Rehabilitation or Restoration	<b>Location:</b>	Seattle Center Campus
<b>Current Project Stage:</b>	N/A	<b>Council District:</b>	Council District 7
<b>Start/End Date:</b>	N/A	<b>Neighborhood District:</b>	Magnolia/Queen Anne
<b>Total Project Cost:</b>	N/A	<b>Urban Village:</b>	Uptown

This project provides for energy saving facility retrofit projects at Seattle Center. This project results in more energy efficient building systems, reductions in utility use and cost, and other facility efficiency improvements.

Resources	LTD Actuals	2023 Revised	2024	2025	2026	2027	2028	2029	Total
LTGO Bond Proceeds	635	-	-	-	-	-	-	-	635
Real Estate Excise Tax I	1,614	334	-	-	-	-	-	-	1,948
<b>Total:</b>	<b>2,250</b>	<b>334</b>	-	-	-	-	-	-	<b>2,584</b>
Fund Appropriations / Allocations *	LTD Actuals	2023 Revised	2024	2025	2026	2027	2028	2029	Total
2011 Multipurpose LTGO Bond Fund	635	-	-	-	-	-	-	-	635
REET I Capital Fund	1,614	334	-	-	-	-	-	-	1,948
<b>Total:</b>	<b>2,250</b>	<b>334</b>	-	-	-	-	-	-	<b>2,584</b>

**O&M Impacts:** Projects reduce energy use.

\* Funds are appropriated through the Adopted Budget at the Budget Summary Level. All Amounts shown above are in thousands of dollars



## Open Space Restoration and Repair

<b>Project No:</b>	MC-SC-S9704	<b>BSL Code:</b>	BC-SC-S03P01
<b>Project Type:</b>	Ongoing	<b>BSL Name:</b>	Building and Campus Improvements
<b>Project Category:</b>	Rehabilitation or Restoration	<b>Location:</b>	Seattle Center Campus
<b>Current Project Stage:</b>	N/A	<b>Council District:</b>	Council District 7
<b>Start/End Date:</b>	N/A	<b>Neighborhood District:</b>	Magnolia/Queen Anne
<b>Total Project Cost:</b>	N/A	<b>Urban Village:</b>	Uptown

This ongoing project provides for the renovation, repair and the planning for the future renovation of open spaces, green spaces, hard surfaces, and fountains throughout the 74-acre Seattle Center campus. Typical improvements may include, but are not limited to, International Fountain mechanical and hard surface renovation, pedestrian and landscape improvements, hard surface repairs in heavily-trafficked areas, lighting upgrades, and tree replacement.

<b>Resources</b>	<b>LTD Actuals</b>	<b>2023 Revised</b>	<b>2024</b>	<b>2025</b>	<b>2026</b>	<b>2027</b>	<b>2028</b>	<b>2029</b>	<b>Total</b>
LTGO Bond Proceeds	1,175	-	-	-	-	-	-	-	1,175
Private Funding/Donations	25	-	-	-	-	-	-	-	25
Property Sales and Interest Earnings	3,192	-	-	-	-	-	-	-	3,192
Real Estate Excise Tax I	7,758	4,107	-	1,400	1,559	950	2,950	-	18,725
<b>Total:</b>	<b>12,150</b>	<b>4,107</b>	<b>-</b>	<b>1,400</b>	<b>1,559</b>	<b>950</b>	<b>2,950</b>	<b>-</b>	<b>23,117</b>
<b>Fund Appropriations / Allocations *</b>	<b>LTD Actuals</b>	<b>2023 Revised</b>	<b>2024</b>	<b>2025</b>	<b>2026</b>	<b>2027</b>	<b>2028</b>	<b>2029</b>	<b>Total</b>
2002 Multipurpose LTGO Bond Fund	1,175	-	-	-	-	-	-	-	1,175
REET I Capital Fund	7,758	4,107	-	1,400	1,559	950	2,950	-	18,725
Seattle Center Capital Reserve	1,215	-	-	-	-	-	-	-	1,215
Unrestricted Cumulative Reserve Fund	2,002	-	-	-	-	-	-	-	2,002
<b>Total:</b>	<b>12,150</b>	<b>4,107</b>	<b>-</b>	<b>1,400</b>	<b>1,559</b>	<b>950</b>	<b>2,950</b>	<b>-</b>	<b>23,117</b>

**O&M Impacts:** No expected impact on O&M costs.

\* Funds are appropriated through the Adopted Budget at the Budget Summary Level. All Amounts shown above are in thousands of dollars

### Parking Repairs and Improvements

<b>Project No:</b>	MC-SC-S0301	<b>BSL Code:</b>	BC-SC-S03P01
<b>Project Type:</b>	Ongoing	<b>BSL Name:</b>	Building and Campus Improvements
<b>Project Category:</b>	Rehabilitation or Restoration	<b>Location:</b>	Seattle Center Campus
<b>Current Project Stage:</b>	N/A	<b>Council District:</b>	Council District 7
<b>Start/End Date:</b>	N/A	<b>Neighborhood District:</b>	Magnolia/Queen Anne
<b>Total Project Cost:</b>	N/A	<b>Urban Village:</b>	Uptown

This ongoing project provides for the repair and improvement of Seattle Center's parking facilities. Typical improvements may include, but are not limited to, concrete repairs, garage resealing, elevator renovation and repair, signage improvements, installation of emergency phones, and installation of electronic parking access and revenue control systems.

Resources	LTD Actuals	2023 Revised	2024	2025	2026	2027	2028	2029	Total
Property Sales and Interest Earnings	960	-	-	-	-	-	-	-	960
Real Estate Excise Tax I	5,578	3,586	-	150	587	-	500	-	10,401
<b>Total:</b>	<b>6,538</b>	<b>3,586</b>	<b>-</b>	<b>150</b>	<b>587</b>	<b>-</b>	<b>500</b>	<b>-</b>	<b>11,361</b>
Fund Appropriations / Allocations *	LTD Actuals	2023 Revised	2024	2025	2026	2027	2028	2029	Total
REET I Capital Fund	5,578	3,586	-	150	587	-	500	-	10,401
Seattle Center Capital Reserve	800	-	-	-	-	-	-	-	800
Unrestricted Cumulative Reserve Fund	160	-	-	-	-	-	-	-	160
<b>Total:</b>	<b>6,538</b>	<b>3,586</b>	<b>-</b>	<b>150</b>	<b>587</b>	<b>-</b>	<b>500</b>	<b>-</b>	<b>11,361</b>

**O&M Impacts:** No expected impact on O&M costs.

\* Funds are appropriated through the Adopted Budget at the Budget Summary Level. All Amounts shown above are in thousands of dollars

**Preliminary Engineering and Planning**

<b>Project No:</b>	MC-SC-S9706	<b>BSL Code:</b>	BC-SC-S03P01
<b>Project Type:</b>	Ongoing	<b>BSL Name:</b>	Building and Campus Improvements
<b>Project Category:</b>	Rehabilitation or Restoration	<b>Location:</b>	Seattle Center Campus
<b>Current Project Stage:</b>	N/A	<b>Council District:</b>	Council District 7
<b>Start/End Date:</b>	N/A	<b>Neighborhood District:</b>	Magnolia/Queen Anne
<b>Total Project Cost:</b>	N/A	<b>Urban Village:</b>	Uptown

This ongoing project provides for the development of scopes of work, concept plans, design alternatives, and cost estimates for Seattle Center capital projects. Typical planning work includes, but is not limited to, pre-design and analysis of project alternatives, planning for property sales, conceptual design and financial analysis of capital improvement options in conjunction with development of, and revisions to, the Seattle Center Century 21 Master Plan, and facility condition assessments.

<b>Resources</b>	<b>LTD Actuals</b>	<b>2023 Revised</b>	<b>2024</b>	<b>2025</b>	<b>2026</b>	<b>2027</b>	<b>2028</b>	<b>2029</b>	<b>Total</b>
Property Sales and Interest Earnings	557	-	-	-	-	-	-	-	557
Real Estate Excise Tax I	2,100	917	61	125	150	150	250	-	3,753
<b>Total:</b>	<b>2,656</b>	<b>917</b>	<b>61</b>	<b>125</b>	<b>150</b>	<b>150</b>	<b>250</b>	<b>-</b>	<b>4,310</b>
<b>Fund Appropriations / Allocations *</b>	<b>LTD Actuals</b>	<b>2023 Revised</b>	<b>2024</b>	<b>2025</b>	<b>2026</b>	<b>2027</b>	<b>2028</b>	<b>2029</b>	<b>Total</b>
REET I Capital Fund	2,100	917	61	125	150	150	250	-	3,753
Unrestricted Cumulative Reserve Fund	557	-	-	-	-	-	-	-	557
<b>Total:</b>	<b>2,656</b>	<b>917</b>	<b>61</b>	<b>125</b>	<b>150</b>	<b>150</b>	<b>250</b>	<b>-</b>	<b>4,310</b>

**O&M Impacts:** No impact.

\* Funds are appropriated through the Adopted Budget at the Budget Summary Level. All Amounts shown above are in thousands of dollars

## Public Gathering Space Improvements

<b>Project No:</b>	MC-SC-S9902	<b>BSL Code:</b>	BC-SC-S03P01
<b>Project Type:</b>	Ongoing	<b>BSL Name:</b>	Building and Campus Improvements
<b>Project Category:</b>	Rehabilitation or Restoration	<b>Location:</b>	Seattle Center Campus
<b>Current Project Stage:</b>	N/A	<b>Council District:</b>	Council District 7
<b>Start/End Date:</b>	N/A	<b>Neighborhood District:</b>	Magnolia/Queen Anne
<b>Total Project Cost:</b>	N/A	<b>Urban Village:</b>	Uptown

This ongoing project provides for major maintenance and improvements to meeting rooms, exhibition spaces, and other indoor and outdoor public assembly and gathering spaces at Seattle Center.

<b>Resources</b>	<b>LTD Actuals</b>	<b>2023 Revised</b>	<b>2024</b>	<b>2025</b>	<b>2026</b>	<b>2027</b>	<b>2028</b>	<b>2029</b>	<b>Total</b>
General Fund	40	104	-	-	-	-	-	-	144
LTGO Bond Proceeds	140	-	-	-	-	-	-	-	140
Miscellaneous Revenues	-	(1)	-	-	-	-	-	-	(1)
Private Funding/Donations	1,914	243	-	-	-	-	-	-	2,157
Property Sales and Interest Earnings	2,927	200	-	-	-	-	-	-	3,127
Real Estate Excise Tax I	4,275	732	-	-	426	1,000	200	-	6,633
Seattle Center Fund	-	(162)	-	-	-	-	-	-	(162)
<b>Total:</b>	<b>9,295</b>	<b>1,117</b>	<b>-</b>	<b>-</b>	<b>426</b>	<b>1,000</b>	<b>200</b>	<b>-</b>	<b>12,038</b>
<b>Fund Appropriations / Allocations *</b>	<b>LTD Actuals</b>	<b>2023 Revised</b>	<b>2024</b>	<b>2025</b>	<b>2026</b>	<b>2027</b>	<b>2028</b>	<b>2029</b>	<b>Total</b>
2002 Multipurpose LTGO Bond Fund	140	-	-	-	-	-	-	-	140
General Fund	1,556	104	-	-	-	-	-	-	1,661
REET I Capital Fund	4,275	732	-	-	426	1,000	200	-	6,633
Seattle Center Capital Reserve	1,280	-	-	-	-	-	-	-	1,280
Seattle Center Fund	337	80	-	-	-	-	-	-	417
Unrestricted Cumulative Reserve Fund	1,707	200	-	-	-	-	-	-	1,907
<b>Total:</b>	<b>9,295</b>	<b>1,117</b>	<b>-</b>	<b>-</b>	<b>426</b>	<b>1,000</b>	<b>200</b>	<b>-</b>	<b>12,038</b>

**O&M Impacts:** No expected impact on O&M costs.

\* Funds are appropriated through the Adopted Budget at the Budget Summary Level. All Amounts shown above are in thousands of dollars

## Roof/Structural Replacement and Repair

<b>Project No:</b>	MC-SC-S9701	<b>BSL Code:</b>	BC-SC-S03P01
<b>Project Type:</b>	Ongoing	<b>BSL Name:</b>	Building and Campus Improvements
<b>Project Category:</b>	Rehabilitation or Restoration	<b>Location:</b>	Seattle Center Campus
<b>Current Project Stage:</b>	N/A	<b>Council District:</b>	Council District 7
<b>Start/End Date:</b>	N/A	<b>Neighborhood District:</b>	Magnolia/Queen Anne
<b>Total Project Cost:</b>	N/A	<b>Urban Village:</b>	Uptown

This project provides for roof and building envelope repair and replacement, and structural and seismic analysis and repairs throughout the Seattle Center campus. Typical improvements may include, but are not limited to, roof replacement, exterior wall re-cladding and repairs, repair and replacement of rooftop mechanical equipment, seismic studies, and seismic retrofits.

<b>Resources</b>	<b>LTD Actuals</b>	<b>2023 Revised</b>	<b>2024</b>	<b>2025</b>	<b>2026</b>	<b>2027</b>	<b>2028</b>	<b>2029</b>	<b>Total</b>
LTGO Bond Proceeds	6,780	-	-	-	-	-	-	-	6,780
Property Sales and Interest Earnings	1,154	-	-	-	-	-	-	-	1,154
Real Estate Excise Tax I	5,524	4,248	1,516	1,600	350	2,500	4,000	-	19,737
<b>Total:</b>	<b>13,458</b>	<b>4,248</b>	<b>1,516</b>	<b>1,600</b>	<b>350</b>	<b>2,500</b>	<b>4,000</b>	<b>-</b>	<b>27,671</b>
<b>Fund Appropriations / Allocations *</b>	<b>LTD Actuals</b>	<b>2023 Revised</b>	<b>2024</b>	<b>2025</b>	<b>2026</b>	<b>2027</b>	<b>2028</b>	<b>2029</b>	<b>Total</b>
2002 Multipurpose LTGO Bond Fund	450	-	-	-	-	-	-	-	450
2003 Multipurpose LTGO Bond Fund	6,330	-	-	-	-	-	-	-	6,330
REET I Capital Fund	5,524	4,248	1,516	1,600	350	2,500	4,000	-	19,737
Unrestricted Cumulative Reserve Fund	1,154	-	-	-	-	-	-	-	1,154
<b>Total:</b>	<b>13,458</b>	<b>4,248</b>	<b>1,516</b>	<b>1,600</b>	<b>350</b>	<b>2,500</b>	<b>4,000</b>	<b>-</b>	<b>27,671</b>

**O&M Impacts:** No expected impact on O&M costs.

\* Funds are appropriated through the Adopted Budget at the Budget Summary Level. All Amounts shown above are in thousands of dollars

## Seattle Center Long Range Investment Plan

<b>Project No:</b>	MC-SC-S0703	<b>BSL Code:</b>	BC-SC-S03P01
<b>Project Type:</b>	Ongoing	<b>BSL Name:</b>	Building and Campus Improvements
<b>Project Category:</b>	Improved Facility	<b>Location:</b>	Seattle Center Campus
<b>Current Project Stage:</b>	N/A	<b>Council District:</b>	Council District 7
<b>Start/End Date:</b>	N/A	<b>Neighborhood District:</b>	Magnolia/Queen Anne
<b>Total Project Cost:</b>	N/A	<b>Urban Village:</b>	Uptown

This project provides for the development and implementation of the Seattle Center Century 21 Master Plan. Work includes, but is not limited to, working with stakeholder groups and consultant teams to identify development alternatives, holding public meetings, developing concept plans, carrying out environmental review and other studies, real estate analysis, developing public and private partnerships, recommending packages of improvements to elected officials, and updating the Master Plan as needed.

<b>Resources</b>	<b>LTD Actuals</b>	<b>2023 Revised</b>	<b>2024</b>	<b>2025</b>	<b>2026</b>	<b>2027</b>	<b>2028</b>	<b>2029</b>	<b>Total</b>
Key Arena Settlement Subfund Revenue	270	-	-	-	-	-	-	-	270
Miscellaneous Revenues	-	268	-	-	-	-	-	-	268
Property Sales and Interest Earnings	1,894	-	-	-	-	-	-	-	1,894
Real Estate Excise Tax I	118	134	-	-	-	-	-	-	252
Seattle Center Fund	1,481	338	-	-	-	-	-	-	1,819
<b>Total:</b>	<b>3,763</b>	<b>740</b>	-	-	-	-	-	-	<b>4,503</b>
<b>Fund Appropriations / Allocations *</b>	<b>LTD Actuals</b>	<b>2023 Revised</b>	<b>2024</b>	<b>2025</b>	<b>2026</b>	<b>2027</b>	<b>2028</b>	<b>2029</b>	<b>Total</b>
KeyArena Settlement Proceeds Fund	270	-	-	-	-	-	-	-	270
REET I Capital Fund	118	134	-	-	-	-	-	-	252
Seattle Center Capital Reserve	2,782	(2)	-	-	-	-	-	-	2,781
Seattle Center Fund	413	608	-	-	-	-	-	-	1,022
Seattle Center KeyArena Fund	179	-	-	-	-	-	-	-	179
<b>Total:</b>	<b>3,763</b>	<b>740</b>	-	-	-	-	-	-	<b>4,503</b>

**O&M Impacts:** No impact.

\* Funds are appropriated through the Adopted Budget at the Budget Summary Level. All Amounts shown above are in thousands of dollars

## Site Signage

<b>Project No:</b>	MC-SC-S9118	<b>BSL Code:</b>	BC-SC-S03P01
<b>Project Type:</b>	Ongoing	<b>BSL Name:</b>	Building and Campus Improvements
<b>Project Category:</b>	Rehabilitation or Restoration	<b>Location:</b>	Seattle Center Campus
<b>Current Project Stage:</b>	N/A	<b>Council District:</b>	Council District 7
<b>Start/End Date:</b>	N/A	<b>Neighborhood District:</b>	Magnolia/Queen Anne
<b>Total Project Cost:</b>	N/A	<b>Urban Village:</b>	Uptown

This ongoing project funds replacement and renovation of wayfinding, event, building and informational signage throughout the Seattle Center campus. Improvements may include, but are not limited to, repair, replacement and upgrades to exterior readerboards and other signage, and development of a digital media network of electronic signage throughout the campus.

Resources	LTD Actuals	2023 Revised	2024	2025	2026	2027	2028	2029	Total
LTGO Bond Proceeds	7,202	522	-	-	-	-	-	-	7,724
Property Sales and Interest Earnings	2,385	-	-	-	-	-	-	-	2,385
Real Estate Excise Tax I	379	265	-	-	125	-	-	-	769
Seattle Voter-Approved Levy	606	-	-	-	-	-	-	-	606
<b>Total:</b>	<b>10,572</b>	<b>787</b>	<b>-</b>	<b>-</b>	<b>125</b>	<b>-</b>	<b>-</b>	<b>-</b>	<b>11,485</b>
Fund Appropriations / Allocations *	LTD Actuals	2023 Revised	2024	2025	2026	2027	2028	2029	Total
1991 Levy Fund (Closed)	606	-	-	-	-	-	-	-	606
2021 Taxable LTGO Bond Fund	7,202	522	-	-	-	-	-	-	7,724
REET I Capital Fund	379	265	-	-	125	-	-	-	769
Seattle Center Capital Reserve	1,900	-	-	-	-	-	-	-	1,900
Unrestricted Cumulative Reserve Fund	485	-	-	-	-	-	-	-	485
<b>Total:</b>	<b>10,572</b>	<b>787</b>	<b>-</b>	<b>-</b>	<b>125</b>	<b>-</b>	<b>-</b>	<b>-</b>	<b>11,485</b>

**O&M Impacts:** No expected impact on O&M costs.

\* Funds are appropriated through the Adopted Budget at the Budget Summary Level. All Amounts shown above are in thousands of dollars

**Theatre Improvements and Repairs**

<b>Project No:</b>	MC-SC-S9604	<b>BSL Code:</b>	BC-SC-S03P01
<b>Project Type:</b>	Ongoing	<b>BSL Name:</b>	Building and Campus Improvements
<b>Project Category:</b>	Rehabilitation or Restoration	<b>Location:</b>	Seattle Center Campus
<b>Current Project Stage:</b>	N/A	<b>Council District:</b>	Council District 7
<b>Start/End Date:</b>	N/A	<b>Neighborhood District:</b>	Magnolia/Queen Anne
<b>Total Project Cost:</b>	N/A	<b>Urban Village:</b>	Uptown

This ongoing project funds improvements to the various theater spaces and facilities on the Seattle Center campus. Typical improvements may include, but are not limited to, fire safety, mechanical, structural, sound, staging, dressing room, building envelope and lobby improvements.

<b>Resources</b>	<b>LTD Actuals</b>	<b>2023 Revised</b>	<b>2024</b>	<b>2025</b>	<b>2026</b>	<b>2027</b>	<b>2028</b>	<b>2029</b>	<b>Total</b>
LTGO Bond Proceeds	1,130	-	-	-	-	-	-	-	1,130
Miscellaneous Revenues	-	1	-	-	-	-	-	-	1
Property Sales and Interest Earnings	1,620	-	-	-	-	-	-	-	1,620
Real Estate Excise Tax I	1,062	3	-	100	100	100	150	-	1,516
Seattle Center Fund	1	(2)	-	-	-	-	-	-	(1)
<b>Total:</b>	<b>3,813</b>	<b>3</b>	<b>-</b>	<b>100</b>	<b>100</b>	<b>100</b>	<b>150</b>	<b>-</b>	<b>4,266</b>
<b>Fund Appropriations / Allocations *</b>	<b>LTD Actuals</b>	<b>2023 Revised</b>	<b>2024</b>	<b>2025</b>	<b>2026</b>	<b>2027</b>	<b>2028</b>	<b>2029</b>	<b>Total</b>
2002 Multipurpose LTGO Bond Fund	1,130	-	-	-	-	-	-	-	1,130
REET I Capital Fund	1,062	3	-	100	100	100	150	-	1,516
Seattle Center Fund	1	(1)	-	-	-	-	-	-	-
Unrestricted Cumulative Reserve Fund	1,620	-	-	-	-	-	-	-	1,620
<b>Total:</b>	<b>3,813</b>	<b>3</b>	<b>-</b>	<b>100</b>	<b>100</b>	<b>100</b>	<b>150</b>	<b>-</b>	<b>4,266</b>

**O&M Impacts:** No expected impact on O&M costs.

\* Funds are appropriated through the Adopted Budget at the Budget Summary Level. All Amounts shown above are in thousands of dollars



**Utility Infrastructure Restoration and Repairs**

<b>Project No:</b>	MC-SC-S0101	<b>BSL Code:</b>	BC-SC-S03P01
<b>Project Type:</b>	Ongoing	<b>BSL Name:</b>	Building and Campus Improvements
<b>Project Category:</b>	Rehabilitation or Restoration	<b>Location:</b>	Seattle Center Campus
<b>Current Project Stage:</b>	N/A	<b>Council District:</b>	Council District 7
<b>Start/End Date:</b>	N/A	<b>Neighborhood District:</b>	Magnolia/Queen Anne
<b>Total Project Cost:</b>	N/A	<b>Urban Village:</b>	Uptown

This ongoing project funds the repair, renovation and upgrade of utility infrastructure at Seattle Center. Utility infrastructure includes chilled water and steam lines, water and sewer lines, electrical equipment, communication lines, fire alarms, access control and other systems. Typical improvements may include, but are not limited to, repair and replacement of underground piping for steam, chilled water and condensate lines; efficiency upgrades to the Center's chilled water loop; HVAC system renovation; replacement of water and fire mains; connectivity improvements; and electrical infrastructure upgrades.

<b>Resources</b>	<b>LTD Actuals</b>	<b>2023 Revised</b>	<b>2024</b>	<b>2025</b>	<b>2026</b>	<b>2027</b>	<b>2028</b>	<b>2029</b>	<b>Total</b>
LTGO Bond Proceeds	1,389	-	-	-	-	-	-	-	1,389
Real Estate Excise Tax I	6,411	3,179	520	792	1,614	1,571	1,278	-	15,365
<b>Total:</b>	<b>7,800</b>	<b>3,179</b>	<b>520</b>	<b>792</b>	<b>1,614</b>	<b>1,571</b>	<b>1,278</b>	<b>-</b>	<b>16,754</b>
<b>Fund Appropriations / Allocations *</b>	<b>LTD Actuals</b>	<b>2023 Revised</b>	<b>2024</b>	<b>2025</b>	<b>2026</b>	<b>2027</b>	<b>2028</b>	<b>2029</b>	<b>Total</b>
2002 Multipurpose LTGO Bond Fund	1,151	-	-	-	-	-	-	-	1,151
2003 Multipurpose LTGO Bond Fund	238	-	-	-	-	-	-	-	238
REET I Capital Fund	6,411	3,179	520	792	1,614	1,571	1,278	-	15,365
<b>Total:</b>	<b>7,800</b>	<b>3,179</b>	<b>520</b>	<b>792</b>	<b>1,614</b>	<b>1,571</b>	<b>1,278</b>	<b>-</b>	<b>16,754</b>

**O&M Impacts:** No expected impact on O&M costs.

\* Funds are appropriated through the Adopted Budget at the Budget Summary Level. All Amounts shown above are in thousands of dollars



# Seattle Public Library



## Overview

The Seattle Public Library's (Library) facilities include 26 branch libraries and the Central Library, as well as storage and shops space. Library buildings can be divided into five major categories:

1. There are ten buildings designated as historic landmarks, including seven Carnegie-era libraries (built in the early 1900s) and three modern buildings.
2. Eleven branch libraries are either new construction built during primarily in the early 2000s (eight buildings) or non-landmarked buildings developed between the 1950s and the 1970s (three buildings).
3. Five small library branches are essentially storefronts, four of which are part of larger buildings.
4. The Central Library is a 12-story 363,000 square foot building that serves as headquarters and hub of the library system. It houses the bulk of the Library's extensive collection of books and materials (including rare "special collections" in the Level 10 Seattle Room), a 375-seat auditorium, public meeting rooms, a gallery, large public areas for reading and access to 330 public computers, a data center housing system-wide servers, and Library administration.
5. The Maintenance and Operations Center (MOC), which houses the Library's materials distribution system and also serves as the Library's maintenance shop and storage facility.

With passage of the 2019 Library Levy, the Library embarked in 2020 on its current seven-year asset preservation program which includes seismic retrofits at three century-old Carnegie-era branches. The 2019 Library Levy builds off capital investments from two prior efforts. The 2012 Library Levy, which concluded at the end of 2019, provided an essential seven-year funding stream to maintain the five new and 22 updated libraries that had been renovated, expanded, or replaced during the previous systemwide capital program called "Libraries for All" (LFA). The Library's LFA program, which was completed in 2008, had increased the amount of physical space by 80% to a total of over 600,000 square feet, greatly increasing the demands on the Library's major maintenance program.

The Library Major Maintenance program provides ongoing funding for work that preserves or improves building integrity, efficiency and functionality.

## Thematic Priorities

The Library's Capital Improvement Program (CIP) projects generally fall into one or more categories: asset preservation, operational efficiency, environmental stability, public service improvements, and safety and security.

### Asset Preservation

The overriding priority of the Library's capital program is to extend the useful life of its buildings. As the Library's buildings have all surpassed the ten-year mark since the conclusion of the final Libraries for All bond projects, the buildings require attention to flooring, casework, finishes and restroom fixtures. Major repairs and replacement to roofs, building envelopes, HVAC and other critical building systems, doors, windows, flooring and casework are also examples of asset preservation items funded through

the Library's CIP budget. The 2019 Levy also included additional funding for three Carnegie-era branch seismic retrofits.

Nearly all of the Library's non-IT \$5.2 million 2024 Proposed CIP Levy budget can be predominantly classified as asset preservation work. There are also elements of enhanced safety, improved access, energy efficiency and environmental sustainability. Approximately \$2 million is budgeted for seismic retrofit projects at the University and Columbia branches as indicated in the 2019 voter-approved levy. The balance of non-IT Levy CIP funding will pay for mechanical systems replacement at multiple branches, specifically electrification per Citywide mandate and adding or upgrading heating, ventilation and air-conditioning (HVAC) systems.

The Library's 2024 capital IT infrastructure budget includes \$615,000 to replace both branch and Central network access points, which help network traffic for both patron and staff use.

Progress has been slowed on some major multi-year projects due to supply chain delays and shortages of materials, and those projects may continue into 2024. Those major projects may include the improvements at the Library's maintenance shop and storage site, mechanical systems replacement at both Capitol Hill and Lake City branches, as well as similar work at additional branches to respond to the Citywide electrification mandate (while adding or upgrading heating, ventilation and air-conditioning (HVAC) systems at various branches that do not possess air-conditioning), and the three seismic retrofit projects (Green Lake, University and Columbia).

The iconic Central Library often requires a significant portion of CIP funds, usually distributed over multi-year projects. Historically, larger, complex and challenging projects have been planned and staged sequentially to minimize the impact on Library services to patrons. While there are no new major projects scheduled at the Central Library in 2024, age-related upgrades to its mechanical systems will need to be pursued during the next few years when funding allows.

While the aforementioned projects are essential for preserving the Library's physical assets, many of them also contribute to the Library system's other essential themes: operational efficiency, environmental sustainability, and improved service to the public.

### Library Operational Efficiency; Environmental Sustainability; Safety and Security of Public/Staff

The Library delivers direct services to Seattle residents, who expect highly functional and welcoming library buildings. Major maintenance work carried out under these priorities supports:

- upgrades to help the Library reduce operating costs while minimizing impact to the public;
- renovations to enhance the environmental sustainability of Library buildings; and
- repairs and improvements that augment the safety of library facilities (immediate safety concerns and building integrity are highest priority).

Last year's 2023-2028 Adopted Library CIP budget included \$3.5 million of JumpStart Payroll Expense Tax (payroll tax) for decarbonization and electrification efforts at branches to help advance the City's Green New Deal goals, which aims to address the climate crisis and the disparate impacts of climate change on communities of color and those who are economically disadvantaged. In 2023, the Library

began installing air conditioning at both Northeast and Southwest branches using revenues from the payroll tax.

Major Levy-funded IT projects can also be categorized under operational efficiency and service to the public. The 2024-2029 Proposed CIP budget includes \$615,000 in 2024 for upgrading Library networking equipment.

### Public Service Improvements

Public service improvements mostly encompass work that enhances the library patron experience, such as Reimagining projects that have been completed over the past few years (Rainier Beach, Lake City, Ballard, Beacon Hill, Highpoint, South Park and Northeast). These projects typically entail increased meeting room space; better connectivity for devices; lowered shelving and improved layout for enhanced sightlines/security/accessibility; and updated carpet, paint and restrooms. There are no projects solely dedicated to public service improvements scheduled for 2024. However, public service improvements are included in both Green Lake and University branches' seismic retrofit scope, and are also being considered concurrent with the other 2019 Levy seismic stability project at Columbia branch. Ultimately, funding will determine the extent of public service improvements for the latter two seismic retrofit projects.

### **Project Selection Criteria**

In selecting major maintenance work to accomplish each year, the Library evaluates the preservation of building integrity, impact on safety to the public and staff, importance of the work to core library building functions, operational efficiency gains (both economic and environmental), and opportunities to improve or preserve service to the public.

The Library conducts condition assessments and updates information based on inspection by the capital program manager and facilities maintenance staff. The Library obtains professional evaluations of roofs, mechanical, HVAC and lighting systems to flag deficiencies and identify areas where the capital program may be able to reduce operating costs. Library public services managers develop proposals to change the functional use of library space. These proposals are evaluated for feasibility, cost and urgency, and capital program staff works with Library services managers to scope alternatives. Public input also plays a role in project planning. The Library senior management team has ultimate responsibility for authorizing and prioritizing functional building modifications.

Many library facilities are open seven days per week during normal (non-pandemic) operations, which requires careful planning and staging of projects to keep libraries open as much as possible while capital improvement work is underway. Flexibility is critical to respond to building issues as they emerge.

## CIP Highlights

The Library's 2024-2029 Proposed CIP provides a base level of support for asset management during the period when all buildings have surpassed the ten-year mark from their LFA construction or renovation. The 2019 Library Levy provides a total of \$5.86 million (including Seismic/unreinforced masonry (URM) and IT Capital allocations) in 2024. The Library will receive \$78,000 in base Real Estate Excise Tax (REET) funding, which is tentatively budgeted for the University branch seismic project.

The two largest ongoing projects for the Library's CIP in 2024 are continuing construction related to the Green Lake branch seismic retrofit and the finalization of design and commencement of construction at the University branch seismic retrofit. The ultimate aim of these projects is to complete seismic and accessibility upgrades; a \$1.8 million Washington State Department of Commerce grant assisted in expanding the Green Lake scope to include air-conditioning, electrification, additional ADA access improvements, and a reconfigured elevator. The Library is also pursuing additional external funding sources, including a Federal Emergency Management Agency (FEMA) Hazardous Mitigation grant.

Another major focus of the Library's 2024 (and beyond) major maintenance program continues to be the City's mandate to move away from dependence on non-renewable energy sources and also to provide resilience hubs for residents—cooling and smoke refuge centers for residents during extreme heat and/or wildfire smoke events. With the help of an engineering consultant, the Library has prioritized branches that will be transitioned from fossil fuels, based on immediate maintenance needs, air-conditioning status, years since last remodel and proximity to other Library locations. Of the highest priority locations, the Library has completed conversion of one branch (Broadview), is scheduled to finish another (Capitol Hill) by the end of 2023, and in the process of converting a third (Green Lake, concurrent with seismic work). The Library is exploring and pursuing additional funding options, such as federal grants, to fund projects for the remaining branches.

## CIP Revenue Sources

Historically, REET was the primary source of funding for the Library's CIP, with an additional smaller allocation from the General Fund. In 2012, the Library worked with the Mayor and City Council to develop a Library levy proposal that voters approved in August of that year. One of the core areas the levy funds is major maintenance. Upon passage of the 2012 Library Levy, the City shifted most major maintenance funding from REET/General Fund to the levy, which provided a significant increase in major maintenance funding for major maintenance projects. The 2019 Library Levy continues support to preserve the Library's capital assets including significant investments in seismic upgrades for three branches.

Levy funding is insufficient to fully cover costs associated with patron and programmatically-driven renovation projects, significant building infrastructure renovations and adjustments, or replacement of major building systems at the Central Library and larger branches. Since passage of the 2012 Library Levy, REET revenue has continued to provide additional funding for targeted efforts, such as the Library's Reimagining Spaces initiative (which sought to enhance Library physical spaces to better address changing patron and community needs) or large-scale major maintenance requirements not anticipated during the planning of the levy.



REET revenue plays a vital role in supporting projects that are beyond the scope of the Library's levy-funded major maintenance program. For example, while the levy remains the primary funding source for the seismic retrofit projects at Green Lake, Columbia and University branches, supplemental funding is necessary to pursue building upgrades that would be considerably less expensive if performed concurrent with the seismic work. Contingent upon that supplemental funding, those expanded scopes can include the addition of air-conditioning; accessibility upgrades (such as elevators) to increase access for patrons with mobility challenges; mechanical system modernization and electrification for increased energy efficiency and reduced reliance on fossil fuels; and other interior enhancements.

As previously mentioned, the Library, with significant assistance from the City's Office of Sustainability and Environment (OSE), received a \$1.8 million Washington State Department of Commerce grant for the Green Lake branch seismic retrofit. The project scope was expanded to include air-conditioning, electrification (to eliminate reliance on fossil fuels), additional ADA access improvements, and a reconfigured elevator. The Library is continuing to seek outside resources to augment the scope of both University and Columbia branch seismic projects as well.

Additionally, in 2022 the Library, with significant assistance from the City's Office of Emergency Management, has applied for a FEMA Hazardous Mitigation grant to fund air-conditioning for seven non-air-conditioned branches. The Library expects to hear the final funding decision by the end of 2023.

### **Summary of Upcoming Budget Issues/Challenges; Future Projects on the Horizon**

#### Materials Shortages and Supply Chain Delays

One challenge that was certainly not foreseen prior to 2020 was the adversity posed by the COVID-19 pandemic. The economic disruption stemming from the pandemic skewed supply and demand for both raw materials and services, often forcing reexamination of individual project scope or reprioritization of larger Library projects. For example, costs for the 2023 mechanical system replacement at Northeast and Southwest branches (which included electrification and installation of air-conditioning in two locations which lacked AC) came in several hundred thousand dollars over estimates due to higher cost of equipment and materials, prompting a shift of funds from other projects of lower urgency. While the public health impact of the pandemic has faded, materials shortages and supply chain disruptions seem to be lingering.

#### Aging Buildings and Infrastructure

Library buildings are among the most intensively-used City facilities in Seattle. Prior to the pandemic, the Central Library hosted over 1.2 million visitors annually, with library branches serving over 3.6 million visitors. The Library's historic landmark buildings have unique features such as brick facades, slate roofs and other details. When undertaking maintenance and repair work, it is essential to use designs and materials consistent with their landmark status – all factors that increase major maintenance costs.

The venerable Central Library is entering its third decade of service during the current seven-year levy; it poses a different set of challenges. A building of Central's size, complexity and intensity of use requires significant annual maintenance to preserve core functionality and continually improve building efficiency. Updating Central's mechanical and HVAC systems to align with current City policy and lessen its carbon footprint will require significant funding beyond the annual Levy major maintenance allocation.

### Seismic Preparedness

A 2016 survey conducted by the Seattle Department of Construction and Inspection identified seven URM facilities in the Library's property portfolio requiring seismic retrofit to reduce the risk of injury and loss of life during an earthquake. The survey classified buildings into three categories of vulnerability (critical, high, and medium) with regard to life safety impacts. Three of the seven Library facilities - Green Lake, University and Columbia branches - fell within the high-vulnerability category (with the remainder in the medium-vulnerability category) and the Library Board of Trustees identified those branches as a critical issue to be addressed. The 2019 Library Levy included funding for seismic retrofits of those three Carnegie-era branches for the period between 2020 and 2026.

As the URM projects will necessitate closure of the branches for a year or more, other needed building improvements will be scheduled concurrently. Contingent upon available funding, work may entail roof and envelope restoration; elevator and mechanical system upgrades (including the addition of air-conditioning); interior renovation (including electrical, carpeting, furniture and finishes); and efforts to ensure ADA compliance and equitable access.

### Adjusting to a Changing Climate

The Library is also adapting to a changing climate, often working with OSE to identify potential areas for improved energy efficiency and, per mayoral directive, to lessen the Library's reliance on fossil fuels. Eight branches – including most of the Library's landmarked branches, some built a century ago – are not air-conditioned, and rising summer temperatures can lead to closures which impact patrons and Library operations. Funded projects to add air-conditioning are in progress at the Green Lake branch (concurrent with the seismic retrofit), along with Northeast and Southwest branches. Air-conditioning is planned to be added at the University branch concurrent with its seismic retrofit, pending available funding. The Library is exploring logistics and funding options to add air conditioning to the remaining high-use branches, which would increase branch comfort year-round and also allow them to serve as cooling centers during extreme heat events. As mentioned, the Library has previously received funding for decarbonization and electrification efforts through the payroll tax and has also applied for a FEMA grant to fund air-conditioning for seven non-air-conditioned branches.

### ADA Improvements - Library

<b>Project No:</b>	MC-PL-B3012	<b>BSL Code:</b>	BC-PL-B3000
<b>Project Type:</b>	Ongoing	<b>BSL Name:</b>	Capital Improvements
<b>Project Category:</b>	Improved Facility	<b>Location:</b>	Various Locations
<b>Current Project Stage:</b>	N/A	<b>Council District:</b>	Multiple
<b>Start/End Date:</b>	N/A	<b>Neighborhood District:</b>	Not in a Neighborhood District
<b>Total Project Cost:</b>	N/A	<b>Urban Village:</b>	Not in an Urban Village

This project represents ADA improvements for The Seattle Public Library, and includes work on accessible paths and adjustments to casework, restroom fixtures, and railings.

Resources	LTD Actuals	2023 Revised	2024	2025	2026	2027	2028	2029	Total
Real Estate Excise Tax I	1,046	9	-	-	-	-	-	-	1,055
<b>Total:</b>	<b>1,046</b>	<b>9</b>	<b>-</b>	<b>-</b>	<b>-</b>	<b>-</b>	<b>-</b>	<b>-</b>	<b>1,055</b>
Fund Appropriations / Allocations *	LTD Actuals	2023 Revised	2024	2025	2026	2027	2028	2029	Total
REET I Capital Fund	1,046	9	-	-	-	-	-	-	1,055
<b>Total:</b>	<b>1,046</b>	<b>9</b>	<b>-</b>	<b>-</b>	<b>-</b>	<b>-</b>	<b>-</b>	<b>-</b>	<b>1,055</b>

**O&M Impacts:**

\* Funds are appropriated through the Adopted Budget at the Budget Summary Level. All Amounts shown above are in thousands of dollars

### Central Library Infrastructure Improvements

<b>Project No:</b>	MC-PL-B3013	<b>BSL Code:</b>	BC-PL-B3000
<b>Project Type:</b>	Ongoing	<b>BSL Name:</b>	Capital Improvements
<b>Project Category:</b>	Improved Facility	<b>Location:</b>	Central Library 1000 4th Ave
<b>Current Project Stage:</b>	N/A	<b>Council District:</b>	Council District 7
<b>Start/End Date:</b>	N/A	<b>Neighborhood District:</b>	Downtown
<b>Total Project Cost:</b>	N/A	<b>Urban Village:</b>	Not in an Urban Village

This project provides for improved infrastructure at the 363,000 square foot Central Library. Central requires substantial infrastructure work to achieve operational efficiency and set the stage for its eventual programmatic re-imagining. Changes to Central also require additional lead time for planning and design, due both to its unique physical configuration/infrastructure and iconic architectural status. Typical improvements may include, but are not limited to, structural and mechanical repairs or improvements, safety and security upgrades, lighting and signage enhancements, and wall and floor surface repairs.

Resources	LTD Actuals	2023 Revised	2024	2025	2026	2027	2028	2029	Total
Real Estate Excise Tax I	1,617	-	-	-	-	-	-	-	1,617
<b>Total:</b>	<b>1,617</b>	<b>-</b>	<b>-</b>	<b>-</b>	<b>-</b>	<b>-</b>	<b>-</b>	<b>-</b>	<b>1,617</b>
Fund Appropriations / Allocations *	LTD Actuals	2023 Revised	2024	2025	2026	2027	2028	2029	Total
REET I Capital Fund	1,617	-	-	-	-	-	-	-	1,617
<b>Total:</b>	<b>1,617</b>	<b>-</b>	<b>-</b>	<b>-</b>	<b>-</b>	<b>-</b>	<b>-</b>	<b>-</b>	<b>1,617</b>

**O&M Impacts:**

\* Funds are appropriated through the Adopted Budget at the Budget Summary Level. All Amounts shown above are in thousands of dollars

**IT Infrastructure**

<b>Project No:</b>	MC-PL-B3100	<b>BSL Code:</b>	BC-PL-B3000
<b>Project Type:</b>	Ongoing	<b>BSL Name:</b>	Capital Improvements
<b>Project Category:</b>	Rehabilitation or Restoration	<b>Location:</b>	Various Locations
<b>Current Project Stage:</b>	N/A	<b>Council District:</b>	Multiple
<b>Start/End Date:</b>	N/A	<b>Neighborhood District:</b>	Multiple
<b>Total Project Cost:</b>	N/A	<b>Urban Village:</b>	Multiple

This project represents system-wide Information Technology (IT) Infrastructure improvements for The Seattle Public Library, including enterprise equipment upgrades and integrated library system (ILS) replacement.

<b>Resources</b>	<b>LTD Actuals</b>	<b>2023 Revised</b>	<b>2024</b>	<b>2025</b>	<b>2026</b>	<b>2027</b>	<b>2028</b>	<b>2029</b>	<b>Total</b>
2019 Library Levy Funding	487	6,424	615	-	474	-	-	-	8,000
<b>Total:</b>	<b>487</b>	<b>6,424</b>	<b>615</b>	<b>-</b>	<b>474</b>	<b>-</b>	<b>-</b>	<b>-</b>	<b>8,000</b>
<b>Fund Appropriations / Allocations *</b>	<b>LTD Actuals</b>	<b>2023 Revised</b>	<b>2024</b>	<b>2025</b>	<b>2026</b>	<b>2027</b>	<b>2028</b>	<b>2029</b>	<b>Total</b>
2019 Library Levy Fund	487	6,424	615	-	474	-	-	-	8,000
<b>Total:</b>	<b>487</b>	<b>6,424</b>	<b>615</b>	<b>-</b>	<b>474</b>	<b>-</b>	<b>-</b>	<b>-</b>	<b>8,000</b>

**O&M Impacts:**

\* Funds are appropriated through the Adopted Budget at the Budget Summary Level. All Amounts shown above are in thousands of dollars

**Library Major Maintenance**

<b>Project No:</b>	MC-PL-B3011	<b>BSL Code:</b>	BC-PL-B3000
<b>Project Type:</b>	Ongoing	<b>BSL Name:</b>	Capital Improvements
<b>Project Category:</b>	Rehabilitation or Restoration	<b>Location:</b>	Various
<b>Current Project Stage:</b>	N/A	<b>Council District:</b>	Multiple
<b>Start/End Date:</b>	N/A	<b>Neighborhood District:</b>	Multiple
<b>Total Project Cost:</b>	N/A	<b>Urban Village:</b>	Multiple

This ongoing project provides for major maintenance to Library facilities, which include the 363,000 square foot Central Library and 26 branch libraries as well as storage/shops facilities. Typical improvements may include, but are not limited to, structural and mechanical repairs or improvements, safety and security upgrades, lighting and signage improvements, wall and floor surface repairs, landscape and exterior hard surface repairs, energy efficiency upgrades and projects that enhance service delivery or facilitate operational cost-savings at our libraries. This project preserves building integrity and improves functionality, and provides responsible management of the Library's building assets to ensure their long-term operational use.

<b>Resources</b>	<b>LTD Actuals</b>	<b>2023 Revised</b>	<b>2024</b>	<b>2025</b>	<b>2026</b>	<b>2027</b>	<b>2028</b>	<b>2029</b>	<b>Total</b>
2019 Library Levy Funding	5,321	18,419	5,244	7,989	6,508	-	-	-	43,480
General Fund	3,288	(1,693)	-	-	-	-	-	-	1,595
Payroll Expense Tax	-	2,700	-	-	-	-	-	-	2,700
Real Estate Excise Tax I	8,557	2,386	78	386	605	785	975	685	14,457
Seattle Voter-Approved Levy	6,748	846	-	-	-	-	-	-	7,594
Seattle Voter-Approved Levy	13,952	-	-	-	-	-	-	-	13,952
State Grant Funds	-	1,839	-	-	-	-	-	-	1,839
Use of Fund Balance	-	2,200	-	-	-	-	-	-	2,200
<b>Total:</b>	<b>37,865</b>	<b>26,696</b>	<b>5,322</b>	<b>8,375</b>	<b>7,113</b>	<b>785</b>	<b>975</b>	<b>685</b>	<b>87,817</b>
<b>Fund Appropriations / Allocations *</b>	<b>LTD Actuals</b>	<b>2023 Revised</b>	<b>2024</b>	<b>2025</b>	<b>2026</b>	<b>2027</b>	<b>2028</b>	<b>2029</b>	<b>Total</b>
2012 Library Levy Fund	20,700	1,312	-	-	-	-	-	-	22,012
2019 Library Levy Fund	5,321	18,453	5,244	7,989	6,508	-	-	-	43,514
General Fund	440	-	-	-	-	-	-	-	440
Library Fund	2,848	1,846	-	-	-	-	-	-	4,694
Payroll Expense Tax	-	2,700	-	-	-	-	-	-	2,700
REET I Capital Fund	8,557	2,386	78	386	605	785	975	685	14,457
<b>Total:</b>	<b>37,865</b>	<b>26,696</b>	<b>5,322</b>	<b>8,375</b>	<b>7,113</b>	<b>785</b>	<b>975</b>	<b>685</b>	<b>87,817</b>

**O&M Impacts:**

\* Funds are appropriated through the Adopted Budget at the Budget Summary Level. All Amounts shown above are in thousands of dollars

### Major Capital Equipment

<b>Project No:</b>	MC-PL-B3200	<b>BSL Code:</b>	BC-PL-B3000
<b>Project Type:</b>	Ongoing	<b>BSL Name:</b>	Capital Improvements
<b>Project Category:</b>		<b>Location:</b>	Various Locations
<b>Current Project Stage:</b>	N/A	<b>Council District:</b>	Multiple
<b>Start/End Date:</b>	N/A	<b>Neighborhood District:</b>	Multiple
<b>Total Project Cost:</b>	N/A	<b>Urban Village:</b>	Multiple

This project represents system-wide major depreciable equipment purchases for The Seattle Public Library, such as the Library's Automated Materials Handling System (AMHS).

Resources	LTD Actuals	2023 Revised	2024	2025	2026	2027	2028	2029	Total
2019 Library Levy Funding	7	27	-	-	-	-	-	-	34
General Fund	264	1,436	-	-	-	-	-	-	1,700
Seattle Voter-Approved Levy	93	373	-	-	-	-	-	-	466
Use of Fund Balance	8	(8)	-	-	-	-	-	-	-
<b>Total:</b>	<b>371</b>	<b>1,829</b>	<b>-</b>	<b>-</b>	<b>-</b>	<b>-</b>	<b>-</b>	<b>-</b>	<b>2,200</b>
Fund Appropriations / Allocations *	LTD Actuals	2023 Revised	2024	2025	2026	2027	2028	2029	Total
2012 Library Levy Fund	93	373	-	-	-	-	-	-	466
2019 Library Levy Fund	7	27	-	-	-	-	-	-	34
Library Fund	271	1,429	-	-	-	-	-	-	1,700
<b>Total:</b>	<b>371</b>	<b>1,829</b>	<b>-</b>	<b>-</b>	<b>-</b>	<b>-</b>	<b>-</b>	<b>-</b>	<b>2,200</b>

**O&M Impacts:**

\* Funds are appropriated through the Adopted Budget at the Budget Summary Level. All Amounts shown above are in thousands of dollars





# **Seattle Department of Transportation**



## Overview

The Seattle Department of Transportation (SDOT) is responsible for building and maintaining a safe, reliable, efficient, and socially equitable transportation network. In addition, SDOT maintains and improves critical transportation infrastructure of regional, statewide, and national significance in cooperation with external partners. Achieving transportation excellence helps support businesses, improves access to services and opportunity, enhances quality of life, and builds a more sustainable community. This is accomplished by:

- preserving existing transportation infrastructure and using it to its fullest capabilities;
- moving people and goods efficiently and safely, using technology wherever possible to overcome transportation challenges;
- making transit, bicycling, and walking convenient and attractive and reducing reliance on the automobile;
- shaping future transportation improvements that reflect Seattle's role and connections to the region;
- building community trust through engagement and accountability;
- working to eliminate racial disparities and advance equity goals;
- incorporating environmental excellence and climate protection into every decision, project, and program;
- promoting the livability of our neighborhoods and communities;
- guiding investments that contribute to the economic vitality of neighborhood businesses and industries in Seattle and the surrounding region; and
- managing resources wisely with performance measures.

The replacement value of the City's transportation infrastructure is estimated to be approximately \$40 billion. Major system assets include:

- 1,548 lane-miles of arterial streets;
- 2,396 lane-miles of non-arterial streets;
- 126 bridges;
- 584 stairways;
- 537 retaining walls;
- 2.2 miles of seawalls;
- 1,132 signalized intersections;
- 47.9 miles of multi-purpose trails;
- 2,277 miles of improved sidewalks and median pathways;
- 165 miles of on-street bicycle facilities;
- 39,049 street trees;
- 1,589 pay stations;
- 35,872 curb ramps; and
- Around 203,000 signs.

Seattle continues to experience population growth and increasing density. The 2024-2029 Proposed Capital Improvement Program (CIP) emphasizes transportation safety, efficient accessibility to goods and services, and reliable, socially equitable mobility for people of all ages and abilities.

## Department of Transportation

Transit projects are on the forefront of sustainable transportation solutions with numerous projects under development, including: RapidRide along Roosevelt Way to enhance bus speed, reliability, and stations, paving, add protected bike lanes, and improve accessibility; the Madison Street Bus Rapid Transit line connecting people to hospitals, schools and universities, and businesses as well as to dozens of bus routes, the Streetcar, and ferry service at the Colman Dock Ferry Terminal.

Ongoing bridge investments continue, with \$48 million funding planned in 2024 for various bridge improvements, including Bridge Painting, Bridge Seismic, Structure Major Maintenance, Bridge Rehabilitation, and Bridge Load Rating. Freight movement improvements will continue with a rebuilt Alaskan Way, Heavy Haul Network Program—East Marginal Way, and citywide spot improvements. SDOT continues to invest in pedestrian and bicycle infrastructure to increase safety for pedestrians, people biking, and people driving by building new protected bike lanes, new sidewalks, and improved street crossings.

In November 2018, SDOT published the Move Seattle Levy (MSL) Workplan, which documented deliverable commitments, delivery plans, schedule assumptions, risk considerations, and spending plans for all 30 Levy subprograms. SDOT has experienced local revenue declines since 2020. The decrease in local revenue necessitated that SDOT pause projects mid-year, do an assessment at the end of 2020, and write and publish a report in early 2021 detailing the impacts on individual programs in the MSL portfolio.

During the second half of 2021, working with the Levy Oversight Committee (LOC), SDOT developed a Workplan Update and list of programs to prioritize in order to make further progress on reaching original 2015 Levy deliverables. As Levy resources have been identified through project savings, SDOT has reallocated Levy funding to prioritized programs in the Workplan Update. The 2024-2029 Proposed CIP incorporates the latest Workplan Update strategy and enables SDOT to deliver on Levy commitments. 2024 is the final year of MSL property tax collections. Some MSL programs will continue to spend carryforward MSL funds in 2025 as projects are completed.

Post-COVID travel behavior and economic activities continue to pose challenges to transportation revenues, including Commercial Parking Tax (CPT), Real Estate Excise Tax (REET), and Transportation Network Company Tax (TNC). A significant portion of the CPT revenue stream has been committed to debt service payments; the reduction in CPT collections requires other funding sources (such as Real Estate Excise Tax revenue and Transportation Network Company Tax) to cover the debt service funding gap. As a result, the Proposed 2024-2029 CIP includes the following REET and CPT reductions:

CIP Projects	2024
MC-TR-C088 - Sound Transit 3	(\$250,000)
MC-TR-C112 - Structures Major Maintenance	(\$1,938,254)
<b>Total</b>	<b>(\$2,188,254)</b>

Another revenue source that has been revised significantly downward is the School Safety Traffic and Pedestrian Improvement Fund (SSTPIF), which collects ticket revenue from fixed automated cameras located near school zones. The \$2.9 million items proposed to be reduced in 2024 are for the following CIP projects:

CIP Projects	2024
MC-TR-C057 - SDOT ADA Program	(\$2,400,000)

### 2024-2029 Proposed Capital Improvement Program

## Department of Transportation

MC-TR-C063 - Bike Master Plan - Greenways	(\$500,000)
<b>Total</b>	<b>(\$2,900,000)</b>

Facing revenue challenges, SDOT is committed to leveraging existing resources and seeking external funding opportunities to continuously improve transportation safety and invest in the highest priority discrete projects. In the 2024-2029 Proposed CIP, the department will receive \$10.5 million in new grant funding for the following improvements:

- \$2,502,500 to support the repair and replacement of the existing concrete overlay on the S. Spokane Street Viaduct,
- \$1,450,000 to improve pavement conditions along Denny Way and extend the useful life of the road,
- \$1,090,000 to support the construction of a protected bike lane along Beacon Ave S., and
- \$5,480,000 to improve transit access and implement pedestrian and safety improvements along Roosevelt Way NE and 125th St (this corridor connects to the future NE 130th Link Station).

The Proposed 2024-2029 CIP is the third year of implementing the Capital Budget adjustment process that realigns the department's six-year CIP budget to the latest project spending plans, which are updated and communicated to Council and the public more frequently than the annual budget. SDOT has made this effort part of an annual synchronization of SDOT's capital budget and spend plan to ensure greater transparency and more up-to-date information on SDOT's Capital Budget programs and projects.

This process involves two interconnected actions. SDOT has identified \$161 million in 14 master projects in current year (2023) capital resources that will not be used prior to the end of 2023. The budgets for these resources would be abandoned in 2023; and \$110 million is now part of the available project funding for the 2024-2029 Proposed CIP. The majority of such budgets are from either grants or partnership funding.

The 2024-2029 Proposed CIP outlines investments in critical transportation infrastructure needs and includes planned spending of \$369.6 million in 2024. Key work includes street paving and resurfacing; building new sidewalks and curb ramps; school safety improvements; implementation of the Bike, Pedestrian, Freight, and Transit Master Plans; investments to facilitate freight mobility; traffic cameras and signals; bridge projects such as bridge replacement, maintenance, and seismic retrofitting; and support for the Waterfront Program. For details, please see the associated explanations below.

**Street Paving and Resurfacing:** The Proposed CIP includes \$27.4 million for the following ongoing programs:

- \$7.5 million in 2024 for Arterial Major Maintenance (AMM);
- \$17.5 million in 2024 for Arterial Asphalt & Concrete Program Phase II (AAC); and
- \$2.4 million in 2024 for Non-Arterial Street Resurfacing and Restoration (NASRR).

### 2024-2029 Proposed Capital Improvement Program

## Department of Transportation

Paving is one of the highest prioritized programs emphasized in the latest Move Seattle Levy Workplan Update. The 2024-2029 Proposed CIP adds \$22.9 million Move Seattle Levy funds to AMM (\$6.8 million) and AAC (\$16.1 million) in 2024.

**Pedestrian Master Plan Investments:** The 2024-2029 Proposed CIP includes five projects that are solely dedicated to advancing the recommendations of the Pedestrian Master Plan (PMP).

- The Pedestrian Master Plan Crossing Improvements project funds pedestrian crossing improvements, primarily focused on crossings near transit stops and on walking routes to school. The Proposed 2024-2029 CIP includes \$5.7 million for this project in 2024.
- The Pedestrian Master Plan New Sidewalks project includes \$6.3 million in 2024 to design and construct new sidewalks. Of the total, \$1.7 million in funding is provided by the School Safety Traffic and Pedestrian Improvement Fund (SSTPIF), which collects ticket revenue from fixed automated cameras located near school zones. This fund was created for school safety infrastructure improvements, school zone camera installation and operation, school zone warning beacon maintenance, school safety program administration, and bicycle and pedestrian safety education. These SSTPIF funds will be used to construct sidewalks within Seattle Public Schools walk zones. The remaining \$4.6 million funding is supported by Move Seattle Levy.
- The Pedestrian Master Plan School Safety project includes \$8.6 million in 2024 for pedestrian improvements in school zones. The project is mainly funded by SSTPIF (\$7.8 million in 2024). These capital improvements may include school zone signing, crosswalk maintenance, curb bulb and curb ramp replacement and maintenance, sidewalk maintenance, and changes to traffic circulation around schools.
- The Pedestrian Master Plan–Stairway Rehabilitation program totals \$1.6 million from Move Seattle Levy and Real Estate Excise Tax (REET) revenues. Stairways provide pedestrian connections to streets throughout Seattle’s hilly neighborhoods. The program rebuilds and rehabilitates stairways to the latest standards, adding proper width, step height, grip rail, landings, and other features required by the Americans with Disabilities Act.
- The SDOT ADA Program includes almost \$12.2 million of local funding to deliver ADA-compliant curb ramps and accessible pedestrian signals. This funding supports the City in meeting the annual ADA curb ramp requirement of 1,250 ramps per year. Of the 2024 funding, \$7.6 million comes from the Move Seattle Levy, \$2.3 million is from REET, and SSTPIF provides the remaining \$2 million and will support the installation of curb ramps near Seattle Public Schools.

The table below shows a summary of the Pedestrian Master Plan investments:

Pedestrian Master Plan Projects	2024
PMP - Crossing Improvements	\$5,742,995
PMP - New Sidewalks	\$6,295,453
PMP - School Safety	\$8,595,680
PMP - Stairway Rehabilitation	\$1,556,062
SDOT ADA Program	\$12,239,528
<b>Total</b>	<b>\$34,429,718</b>

### 2024-2029 Proposed Capital Improvement Program

**Bicycle Master Plan Investments:** The Bicycle Master Plan includes three projects specifically focused on advancing the Bike Master Plan recommendations and supporting the Bicycle Master Plan goals of safety, connectivity, ridership, equity and livability.

- The Bike Master Plan Greenways project includes \$3.5 million in 2024 for Neighborhood Greenways to create safer, calmer residential streets by making people walking and biking the priority. Neighborhood Greenways can include speed humps, crosswalks, flashing beacons, signs and pavement markings, and speed limit signs.
- The Bike Master Plan Protected Bike Lanes project includes \$17.4 million in 2024 to provide a space used for bicycles separated from motor vehicles, parking lanes, and sidewalks. Improvements include installing bike lanes separated from general traffic with paint or barriers, bicycle route signing, bike/pedestrian signals, and restructuring trails.
- Bike Master Plan Urban Trails and Bikeways project supports the City’s Urban Trails and Bikeways. Activities include spot improvements, bike parking, and programs that promote safety and encourage riding. The Proposed CIP includes \$1.9 million for this project in 2024.

The table below shows a summary of the Bicycle Master Plan investments:

Bike Master Plan Projects	2024
BMP - Greenways	\$3,551,694
BMP - Protected Bike Lanes	\$17,377,258
BMP - Urban Trails and Bikeways	\$1,911,119
<b>Total</b>	<b>\$22,840,071</b>

In addition to the projects solely dedicated to delivering the Pedestrian and Bicycle Master Plans, there are many SDOT capital projects that indirectly contribute improvements that advance the plans. The table below shows projects that support both the Bike and Pedestrian Master Plans; note that the dollars shown are for 2024 estimated costs and not the entire capital project funding in each case.

Projects that Support the Bike & Pedestrian Master Plan	2024
Aurora Avenue North Safety Improvements	\$4,100,000
Heavy Haul Network Program - East Marginal Way	\$40,655,140
Madison BRT - RapidRide G Line	\$32,333,523
Neighborhood Large Projects	\$3,658,284
North of Downtown Mobility Action Plan	\$1,025,641
Northgate Bridge and Cycle Track	\$2,320,389
Overlook Walk and East-West Connections Project	\$6,250,000
RapidRide Roosevelt	\$39,707,488
Route 40 Transit-Plus Multimodal Corridor	\$12,623,157
Route 44 Transit-Plus Multimodal Corridor	\$105,880
Safe Streets and Roads for All	\$4,393,000

**2024-2029 Proposed Capital Improvement Program**

## Department of Transportation

Sidewalk Safety Repair	\$4,994,671
Transit Corridor Improvements	\$4,054,860
Urban Design Capital Projects	\$250,000
Vision Zero	\$6,647,828
<b>Total</b>	<b>\$163,119,861</b>

Safe Streets and Roads for All is a new CIP project added in the 2023 Mid-Year Supplemental Budget Legislation. It will design and construct a variety of proven countermeasures that are heavily concentrated in our most disadvantaged and disinvested communities. The project scope focuses on low-cost, high-impact safety improvements such as protected bicycle lanes, sidewalks, leading pedestrian internals, marked crosswalks, and traffic calming tools like speed cushions. Additionally, new ADA ramps and accessible pedestrian signals are scoped for approximately 60 signalized intersections. This new CIP has received a \$25.65 million grant from the Federal Highway Administration (FHWA), and \$6.48 million Vehicle License Fees (VLF) will be transferred from Vision Zero to the new CIP as the local matching fund.

***Transit Projects:***

The 2024-2029 Proposed CIP contains 11 transit projects (including Transit-Plus Multimodal Corridor (TPMC) projects). These TPMC projects redesign major streets with more frequent and reliable buses; and provide updates to improve connectivity and safety for all travelers, whether walking, biking, driving, or taking transit.

The TPMC projects include Madison BRT – RapidRide G Line, Route 7 Transit-Plus Multimodal Corridor (Rainier), Route 44 Transit-Plus Multimodal Corridor (Market/45th), Route 40 Transit-Plus Multimodal Corridor (Fremont/Northgate), RapidRide J Line, and Route 48 Transit-Plus Multimodal Corridor. These projects rely on a variety of Levy, local, and grant funding. Close to the final stage of Move Seattle Levy deliveries, majority of TPMC projects are expected to be completed by the end of 2024, including Delridge Way SW – RapidRide H Line (completed in 2023), Madison BRT – RapidRide G Line, Route 7 Transit-Plus Multimodal Corridor (Rainier), and Route 44 Transit-Plus Multimodal Corridor (Market/45<sup>th</sup>).

A new TPMC CIP project, NE 130th St/NE 125th Corridor Improvements, was created in the 2023 Mid-Year Supplemental Budget Legislation. This project will establish a new multimodal corridor to connect light rail riders to the future NE 130th St light rail station by improving transit reliability, safety, bus stop amenities, and pedestrian and bicycle accessibility concurrent with the station opening in 2025. The project has received a \$5.48 million grant from FHWA and a \$9.8 million grant from Washington State Department of Transportation (WSDOT).

In addition to the large capital Transit-Plus Multimodal Corridor projects, the CIP contains budget for transit spot improvements throughout Seattle. These spot improvements focus on operational efficiencies (which help reduce travel time and therefore operational costs), safety, and access enhancements (which improve the rider experience while enhancing safe conditions for riders of all abilities). Investments include installing queue jumps, bus-only lanes, in-lane stops/bus bulbs, and bus stop and station access amenities. SDOT also provides support for Sound Transit projects through public engagement, design review, permitting and construction support for transit stations as well as constructing pedestrian and bicycle enhancements and implementing Restricted Parking Zones adjacent to new stations.

**2024-2029 Proposed Capital Improvement Program**



## Department of Transportation

The table below shows a summary of transit-related investments:

<b>Transit Projects (excluding Streetcar Projects)</b>	<b>2024</b>
3rd Avenue Corridor Improvements	\$3,200,000
Harrison St Transit Corridor	\$500,000
Lynnwood Link Extension	\$65,000
Madison BRT - RapidRide G Line	\$32,333,523
NE 130th St/NE 125th Corridor Improvements	\$3,506,000
RapidRide Roosevelt	\$39,707,488
Route 40 Transit-Plus Multimodal Corridor	\$12,623,157
Route 44 Transit-Plus Multimodal Corridor	\$105,880
Seattle Transportation Benefit District - Transit Improvements	\$11,500,000
Sound Transit 3	\$7,319,346
Transit Corridor Improvements	\$4,054,860
<b>Total</b>	<b>\$114,915,254</b>

### ***Freight Projects:***

The Heavy Haul Network Program East Marginal Way project currently has two Segments, North and Central, to maximize grant utilization and deliver safety improvements as quickly as possible. The North Segment reconstructs 2.12 miles of East Marginal Way to heavy haul pavement standards supporting freight traffic, constructs a two-way protected bike lane between South Atlantic and South Spokane Street, and makes signal improvements aimed at increasing safety for people using both modes. The Central Segment reconstructs 0.63 miles of East Marginal Way and creates a shared-use path between South Spokane Street and Diagonal Avenue South. The 2024-2029 Proposed CIP includes a \$40.7 million budget in 2024 for this project; \$39.4 million is from grants or partnership funding, with the remaining \$1.3 million from the REET allocation.

The Proposed CIP also includes \$3.1 million in 2024 (funded by \$1.5 million Move Seattle Levy and \$1.6 million grants) for the Freight Spot Improvement project. These smaller-scale vital freight spot improvements include pavement repairs in industrial areas, turning radius adjustments, and other sign and operational improvements to facilitate movement of freight throughout the city. Funding allocation varies year to year based on planned projects.

The table below shows a summary of the Freight Master Plan investments, including all funds supporting these projects:

<b>Freight Master Plan Projects</b>	<b>2024</b>
Freight Spot Improvement Program	\$3,114,000
Heavy Haul Network Program - East Marginal Way	\$40,655,140
<b>Total</b>	<b>\$43,769,140</b>

### ***Bridge & Structures Projects:***

## 2024-2029 Proposed Capital Improvement Program

## Department of Transportation

The City owns 126 bridges and maintaining all of them in appropriate condition is a major challenge. The Bridge Rehabilitation program in the 2024-2029 Proposed CIP explores the feasible rehabilitation and replacement options for the long-term future of 10 bridges. There is also funding set aside for the improvement of pedestrian and bicycle safety on or near City-owned bridges. The Move Seattle Levy also provides funding for the next phase in the Bridge Seismic program. Eleven bridges are being evaluated as part of the current bridge seismic retrofit program; these bridges are located throughout the city. The 2024-2029 Proposed CIP also includes \$7.5 million in 2024 for the Bridge Painting program, which is a critical asset preservation project for the City’s 20 structural steel bridges.

\$11 million is appropriated for the Structures Major Maintenance program in 2024; the budget includes \$2 million from the new \$10 Vehicle License Fee increase that adopted by the City Council in November 2022. This program provides funding for major maintenance and rehabilitation of the City's bridges and structural assets, including: electrical and mechanical upgrades of moveable bridge operating and control systems, repair of cracks and maintenance of concrete and steel structures, and site protection of bridge facilities.

In addition to the ongoing bridge programs, the West Seattle Bridge Repair Project is expected to be completed in 2024, as the package of Reconnect West Seattle mitigation projects and bridge close-out activities finish the remaining work after the bridge reopening in 2022.

Besides bridges, SDOT also maintains more than 600 retaining walls throughout Seattle. The 2024-2029 Proposed CIP includes \$212,000 in funding for small scale retaining wall repairs throughout the city.

Bridge & Structures	2024
Bridge Load Rating	\$273,288
Bridge Painting Program	\$7,499,516
Bridge Rehabilitation and Replacement Phase II	\$2,923,251
Bridge Seismic - Phase III	\$26,015,579
Hazard Mitigation Program - Areaways	\$404,000
Retaining Wall Repair and Restoration	\$212,000
Structures Major Maintenance	\$11,133,941
West Seattle Bridge Immediate Response	\$4,681,500
<b>Total</b>	<b>\$53,143,075</b>

### ***Seattle Waterfront Capital Projects:***

There are four major capital projects in the SDOT budget related to the downtown waterfront. These projects were created in response to the 2001 Nisqually Earthquake that damaged the WSDOT SR-99 Viaduct on the Seattle Waterfront and made the structure vulnerable to failure in a future seismic event. Subsequent analysis of the viaduct showed the Elliott Bay Seawall timbers were deteriorating and could similarly fail during a seismic event. A decision to replace the viaduct with a tunnel for SR 99 was subsequently made by WSDOT, and Seattle voters approved funding to replace the Elliott Bay Seawall. Since both projects would dramatically affect the waterfront, in 2012, the City Council adopted the Waterfront Concept Design, Framework Plan and Strategic plan to guide restoration of a surface street along the waterfront and numerous public improvements aimed at both improving transportation and creating new public spaces for residents and visitors to enjoy.

## **2024-2029 Proposed Capital Improvement Program**

## Department of Transportation

The Elliott Bay Seawall Project was completed in 2017. WSDOT opened the tunnel and demolished the old viaduct structure and restored waterfront access, part of which is constructed as part of the Alaskan Way Viaduct Replacement Project. Viaduct removal cleared the way for the Alaskan Way Main Corridor transportation project, which began in 2019. Work also began on the East-West Connections Project, including the Overlook Walk in 2021. The Seattle Department of Parks and Recreation is funding additional projects under construction, including the Aquarium Expansion and rehabilitating two piers established as public parks (led by the Office of the Waterfront and Civic Projects), and the 2023 budget proposal includes a Facilities and Administrative Services project for a Waterfront Operations & Tribal Interpretive Center building including property acquisition and rehabilitation.

The Alaskan Way Viaduct Replacement Project includes SDOT's costs related to design review, permitting issuance and administration, and construction support and acceptance of WSDOT-funded projects. The WSDOT-funded improvements include the SR-99 Bored Tunnel (which opened to traffic in February 2019), demolition of the Viaduct structure, improvements to reconnect the street grid at the north and south tunnel portals, and the Battery Street Tunnel Decommissioning. The Alaskan Way Main Corridor and the Overlook Walk and East-West Connection projects are led by the Office of the Waterfront and Civic Projects. The Alaskan Way Main Corridor project began work in 2019 and includes the design and construction of the Alaskan Way/Elliott Way surface street, a 2-way bike facility, and the adjoining pedestrian promenade along the waterfront along with several east-west connections that are primarily funded by WSDOT (e.g., the Marion Street Pedestrian Bridge). Elliot Way opened in Spring 2023. Alaskan Way and the Promenade remain in construction with substantial completion is slated for mid-2025. The 2024 budget proposal includes a request for \$25 million in bonding authority to address costs related to schedule extensions due to a 5-month concrete strike in 2021-22 and delays related to the COVID-19 pandemic. The City is engaging with the Washington Legislature to share costs related to these events.

The Overlook Walk and East-West Connections projects include the Overlook Walk which provides pedestrian connections between the waterfront and the Aquarium and Pike Place Market. Construction of the East-West Connection projects began in 2021 with the start of the Union Street Pedestrian Bridge project, which has now been completed. The Pike/Pine project construction began in early 2023, and Pioneer Square work is set to begin in late 2023. The Overlook Walk began construction in earnest in 2022, with substantial completion anticipated in early 2025.

### CIP Revenue Sources

Multiple funding sources support the Transportation CIP, including:

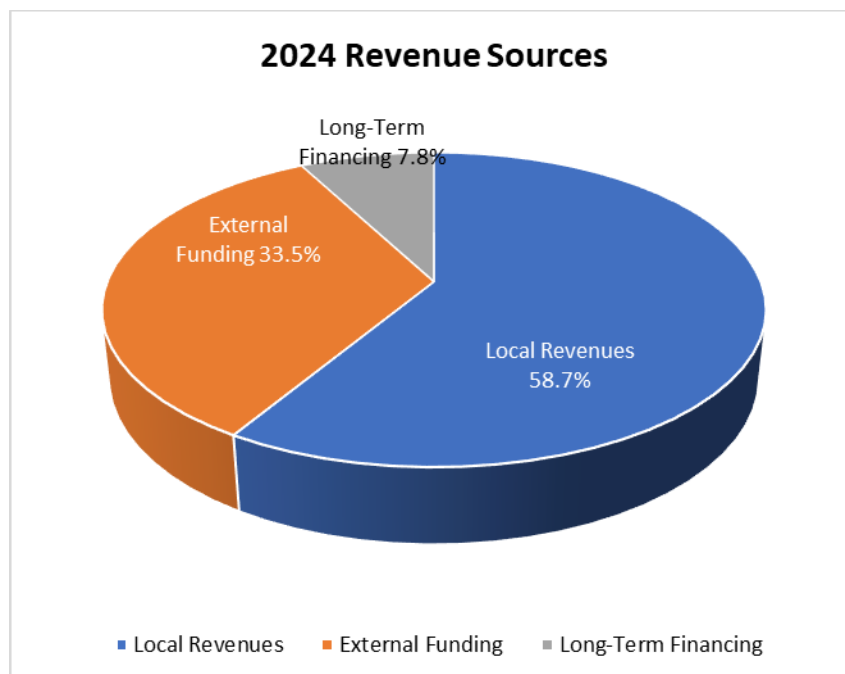
- Move Seattle Levy;
- Gas Tax;
- Multimodal funds;
- Real Estate Excise Tax;
- Commercial Parking Tax;
- Vehicle License Fees;
- Long-term financing (general obligation bonds);
- JumpStart Payroll Expense Tax (payroll tax);
- Public Works Trust Fund Loans;

### 2024-2029 Proposed Capital Improvement Program

## Department of Transportation

- Sales Tax;
- Street vacation revenues;
- School Safety and Pedestrian funds;
- Landscape Conservation & Local Infrastructure Program;
- Waterfront Local Improvement District (LID) assessment tax;
- Street use fees;
- Property sale proceeds;
- Federal and state grants; and
- Funds from various funding partners, such as Sound Transit, the Port of Seattle and the Washington State Department of Transportation.

In 2024 the SDOT Proposed CIP budget is \$369.6 million, funded from the following sources:



### **Local Revenues**

Local funding sources for the Transportation CIP include Move Seattle Levy proceeds, Gas Tax, Multimodal funds, Cumulative Reserve Real Estate Excise Tax (REET) I & II, Commercial Parking Tax, Vehicle License Fees, JumpStart Payroll Expense Tax (payroll tax), School Safety Traffic and Pedestrian Improvement (SSTPI) funds, voter-approved sales tax from the Seattle Transit Measure, and Landscape Conservation & Local Infrastructure Program (LCLIP) revenues. These revenues are for programs that improve or maintain the City's transportation system or to provide local matching funds to SDOT's funding partners on large capital projects.

### **Thematic Priorities**

## **2024-2029 Proposed Capital Improvement Program**

## Department of Transportation

SDOT's vision for Seattle is a thriving, equitable community powered by dependable transportation. The organization's mission is to deliver a transportation system that provides safe and affordable access to places and opportunities. To accomplish this, SDOT prioritizes services and capital projects based on the core principles in the City's 10-Year Strategic Vision for Transportation - Move Seattle. The goal of the strategic vision is to organize actions around SDOT's core values:

1. **Equity** – We believe transportation must meet the needs of communities of color and those of all incomes, abilities, and ages. Our goal is to partner with our communities to build a racially equitable and socially just transportation system.
2. **Safety** – We believe everyone should be able to move safely throughout the City. Our goal is to create safe transportation environments and eliminate serious and fatal crashes in Seattle.
3. **Mobility** – We believe transportation choices are critical to access opportunity. Our goal is to build, operate, and maintain an accessible transportation system that reliably connects people, places, and goods.
4. **Sustainability** – We believe environmental health should be improved for future generations through sustainable transportation. Our goal is to address the climate crisis through a sustainable, resilient transportation system.
5. **Livability** – We believe transportation is essential to support daily life. Our goal is to manage our streets and sidewalks to enrich public life and improve community health.
6. **Excellence** – We believe in exceeding the expectations of the communities we serve. Our goal is to build an SDOT team committed to excellence and equipped with skills to meet the challenges of today and tomorrow.

Transportation projects are initiated through numerous methods including planning processes (modal, subarea, neighborhood planning), preservation, operations and safety needs assessment, regulatory requirements, and elected official direction.

Community members have significant input in development of all SDOT plans through public engagement processes. Seattle's Pedestrian, Bicycle, Transit and Freight Advisory Boards are also consulted regularly to provide input on project/program needs. Since 2016, the Move Seattle Levy Oversight Committee has reviewed SDOT's program and project priorities and financial plans, and made recommendations to the Department, the Mayor, and City Council on the allocation of resources. Representatives from SDOT regularly meet with the Oversight Committee, to provide updates and solicit input on the allocation of resources. Prior to 2016, the Bridging the Gap Oversight Committee performed the same advisory function. Starting in 2022, a Transportation Equity Framework being codeveloped with a Transportation Equity Workgroup will influence decisions and investments as well.

Many factors can affect SDOT's project and funding decisions, including regulatory requirements, State and federal law (such as the Americans with Disabilities Act), and construction seasons. Opportunities to leverage the City's limited funding with grants or coordinating projects with other agencies can also affect SDOT's decisions on project prioritization and schedule.

In every case, SDOT strives to implement the City's policy goals laid out in Seattle's Comprehensive Plan and individual policy initiatives such as Complete Streets, the Race and Social Justice Initiative, Vision Zero, and the Climate Action Plan. SDOT's 10 Year Strategic Transportation Plan, modal plans, and subarea plans provide an overall framework for implementing these goals.

### 2024-2029 Proposed Capital Improvement Program

**23rd Avenue Corridor Improvements**

<b>Project No:</b>	MC-TR-C037	<b>BSL Code:</b>	BC-TR-19003
<b>Project Type:</b>	Discrete	<b>BSL Name:</b>	Mobility-Capital
<b>Project Category:</b>	Improved Facility	<b>Location:</b>	23rd AVE S/E John ST/Rainier AVE S
<b>Current Project Stage:</b>	Stage 6 - Closeout	<b>Council District:</b>	Council District 3
<b>Start/End Date:</b>	2013 - 2022	<b>Neighborhood District:</b>	Central
<b>Total Project Cost:</b>	\$62,478	<b>Urban Village:</b>	23rd & Union-Jackson

This multi-phase project will reconstruct sidewalks, enhance the pedestrian environment, reconstruct pavement, upgrade signalized intersections, upgrade controller cabinets to meet transit signal priority (TSP) needs, and accommodate Intelligent Transportation Systems (ITS) upgrades. Activities include the following: install ITS to provide travel time information; install fiber communication as needed along the corridor to relay information back to the Traffic Management Center; and install poles for support of future trolley wires in two gap segments of the trolley network. The project will also include design and construction of a 3-lane cross section (with 4 lanes at isolated intersections) between John Street and Rainier Ave South, as well as a greenway facility on a parallel street to facilitate north-south bicycle travel. Phases 1 and 2 are complete. The Vision Zero Phase 3 of the project will construct new traffic signals, parking modifications, new curb ramps, traffic calming, speed reduction, pedestrian safety, and transit stop improvements.

Resources	LTD Actuals	2023 Revised	2024	2025	2026	2027	2028	2029	Total
City Light Fund Revenues	3,063	9	-	-	-	-	-	-	3,071
Commercial Parking Tax	115	16	-	-	-	-	-	-	131
Federal Grant Funds	4,990	-	-	-	-	-	-	-	4,990
King County Funds	2,500	-	-	-	-	-	-	-	2,500
LTGO Bond Proceeds	14,544	-	-	-	-	-	-	-	14,544
Private Funding/Donations	5	-	-	-	-	-	-	-	5
Real Estate Excise Tax II	4,964	-	-	-	-	-	-	-	4,964
State Grant Funds	10,813	197	-	-	-	-	-	-	11,010
Transportation Funding Package - Lid Lift	11,730	-	-	-	-	-	-	-	11,730
Transportation Funding Package - Parking Tax	-	-	-	-	-	-	-	-	-
Transportation Move Seattle Levy - Lid Lift	7,780	2	-	-	-	-	-	-	7,782
Use of Fund Balance	(13)	13	-	-	-	-	-	-	-
Vehicle License Fees \$60 & 0.1% Sales Tax	242	1,549	-	-	-	-	-	-	1,791
Water Rates	10	-	-	-	-	-	-	-	10
<b>Total:</b>	<b>60,744</b>	<b>1,785</b>	-	-	-	-	-	-	<b>62,529</b>

Fund Appropriations / Allocations *	LTD Actuals	2023 Revised	2024	2025	2026	2027	2028	2029	Total
2011 Multipurpose LTGO Bond Fund	5,622	-	-	-	-	-	-	-	5,622
2016 Multipurpose LTGO Bond Fund	7,945	-	-	-	-	-	-	-	7,945
2017 Multipurpose LTGO Bond Fund	977	-	-	-	-	-	-	-	977
Bridging The Gap Levy Fund	11,730	-	-	-	-	-	-	-	11,730
Move Seattle Levy Fund	7,570	8	-	-	-	-	-	-	7,579
REET II Capital Fund	4,964	-	-	-	-	-	-	-	4,964
Transportation Benefit District Fund	242	1,549	-	-	-	-	-	-	1,791
Transportation Fund	21,693	228	-	-	-	-	-	-	21,921
<b>Total:</b>	<b>60,744</b>	<b>1,785</b>	-	-	-	-	-	-	<b>62,529</b>

**O&M Impacts:** SDOT has individual project budgets for the maintenance of painted markings, signage, signals, bridges and roadway structures, urban forestry, and sidewalks and pavement; these budgets are constrained by the availability of transportation specific and general funds. The SDOT Asset Management website (<https://www.seattle.gov/transportation/about-sdot/asset-management>) provides unconstrained operational cost forecasting by asset type, typical lifecycle and average maintenance cost ranges.

\* Funds are appropriated through the Adopted Budget at the Budget Summary Level. All Amounts shown above are in thousands of dollars

### 35th Avenue SW Paving

<b>Project No:</b>	MC-TR-C099	<b>BSL Code:</b>	BC-TR-19001
<b>Project Type:</b>	Discrete	<b>BSL Name:</b>	Major Maintenance/Replacement
<b>Project Category:</b>	Rehabilitation or Restoration	<b>Location:</b>	35th Ave. SW from SW Morgan St to SW Roxbury
<b>Current Project Stage:</b>	Stage 1 - Pre-Project Development	<b>Council District:</b>	Council District 1
<b>Start/End Date:</b>	2023 - 2025	<b>Neighborhood District:</b>	Delridge
<b>Total Project Cost:</b>	\$35,000	<b>Urban Village:</b>	West Seattle Junction

This project will resurface and reconstruct 35th Ave. SW from SW Morgan St. to SW Roxbury St.

Unsecured Funding:	LTD Actuals	2023 Revised	2024	2025	2026	2027	2028	2029	Total
To Be Determined	-	-	-	35,000	-	-	-	-	35,000
<b>Total:</b>	-	-	-	<b>35,000</b>	-	-	-	-	<b>35,000</b>

**Unsecured Funding Strategy:** Funding for this project was not included as part of the Levy to Move Seattle paving commitments; the project is also not likely to rank highly for grant funding. Funding for this project may depend upon identification of new/incremental revenue sources.

**O&M Impacts:** This is a capital maintenance project that reduces the need for O&M by bringing assets to a new or like new condition.

\* Funds are appropriated through the Adopted Budget at the Budget Summary Level. All Amounts shown above are in thousands of dollars

## 3rd Avenue Corridor Improvements

<b>Project No:</b>	MC-TR-C034	<b>BSL Code:</b>	BC-TR-19003
<b>Project Type:</b>	Ongoing	<b>BSL Name:</b>	Mobility-Capital
<b>Project Category:</b>	Improved Facility	<b>Location:</b>	3rd AVE
<b>Current Project Stage:</b>	N/A	<b>Council District:</b>	Council District 7
<b>Start/End Date:</b>	N/A	<b>Neighborhood District:</b>	Downtown
<b>Total Project Cost:</b>	N/A	<b>Urban Village:</b>	Downtown

This project makes multimodal improvements for the Third Avenue transit corridor in downtown Seattle, specifically focused on bus stop, streetscape, and transit streetpriority improvements, e.g. installation of Third Avenue and Denny Way transit only signal, on Third Avenue between S. Jackson Street and Denny Way.

Resources	LTD Actuals	2023 Revised	2024	2025	2026	2027	2028	2029	Total
City Light Fund Revenues	145	(145)	-	-	-	-	-	-	-
Commercial Parking Tax	2,187	118	-	-	-	-	-	-	2,305
Developer Mitigation	(75)	152	-	-	-	-	-	-	77
Federal Grant Funds	6,124	3,252	-	-	-	-	-	-	9,376
King County Funds	1,828	866	-	-	-	-	-	-	2,694
Landscape Conservation & Local Infrastructure Program	135	2,030	3,200	-	-	-	-	-	5,365
Private Funding/Donations	1	-	-	-	-	-	-	-	1
Real Estate Excise Tax I	12	-	-	-	-	-	-	-	12
Real Estate Excise Tax II	708	-	-	-	-	-	-	-	708
Sound Transit Funds	292	(292)	-	-	-	-	-	-	-
State Grant Funds	204	-	-	-	-	-	-	-	204
Transportation Funding Package - Lid Lift	622	-	-	-	-	-	-	-	622
Transportation Move Seattle Levy - Lid Lift	(24)	24	-	-	-	-	-	-	-
Water Rates	21	(21)	-	-	-	-	-	-	-
<b>Total:</b>	<b>12,180</b>	<b>5,984</b>	<b>3,200</b>	-	-	-	-	-	<b>21,364</b>
Fund Appropriations / Allocations *	LTD Actuals	2023 Revised	2024	2025	2026	2027	2028	2029	Total
Bridging The Gap Levy Fund	622	-	-	-	-	-	-	-	622
REET II Capital Fund	708	-	-	-	-	-	-	-	708
Transportation Fund	10,850	5,984	3,200	-	-	-	-	-	20,034
<b>Total:</b>	<b>12,180</b>	<b>5,984</b>	<b>3,200</b>	-	-	-	-	-	<b>21,364</b>

**O&M Impacts:** SDOT has individual project budgets for the maintenance of painted markings, signage, signals, bridges and roadway structures, urban forestry, and sidewalks and pavement; these budgets are constrained by the availability of transportation specific and general funds. The SDOT Asset Management website (<https://www.seattle.gov/transportation/about-sdot/asset-management>) provides unconstrained operational cost forecasting by asset type, typical lifecycle and average maintenance cost ranges.

\* Funds are appropriated through the Adopted Budget at the Budget Summary Level. All Amounts shown above are in thousands of dollars



### Accela Permitting System

<b>Project No:</b>	MC-TR-C001	<b>BSL Code:</b>	BC-TR-19001
<b>Project Type:</b>	Ongoing	<b>BSL Name:</b>	Major Maintenance/Replacement
<b>Project Category:</b>	Rehabilitation or Restoration	<b>Location:</b>	Multiple
<b>Current Project Stage:</b>	N/A	<b>Council District:</b>	Multiple
<b>Start/End Date:</b>	N/A	<b>Neighborhood District:</b>	Not in a Neighborhood District
<b>Total Project Cost:</b>	N/A	<b>Urban Village:</b>	Not in an Urban Village

This project will migrate SDOT permitting operations from the Hansen 7 system to the new Citywide Accela permitting platform. The vision for Accela is to create a fully integrated permitting system that provides an online, all in one place experience for Seattle customers and staff. Once the initial migration is complete, this project will provide ongoing funding for routine system improvements as well as periodic major upgrades needed to stay current with changing technology.

Resources	LTD Actuals	2023 Revised	2024	2025	2026	2027	2028	2029	Total
Street Use Fees	-	(4,251)	1,000	-	-	-	1,000	-	(2,251)
Street Vacations - SVF	89	311	-	-	-	-	-	-	400
User Fees	18,085	9,644	-	1,000	-	-	-	-	28,728
<b>Total:</b>	<b>18,174</b>	<b>5,703</b>	<b>1,000</b>	<b>1,000</b>	<b>-</b>	<b>-</b>	<b>1,000</b>	<b>-</b>	<b>26,877</b>
Fund Appropriations / Allocations *	LTD Actuals	2023 Revised	2024	2025	2026	2027	2028	2029	Total
Transportation Fund	18,174	5,703	1,000	1,000	-	-	1,000	-	26,877
<b>Total:</b>	<b>18,174</b>	<b>5,703</b>	<b>1,000</b>	<b>1,000</b>	<b>-</b>	<b>-</b>	<b>1,000</b>	<b>-</b>	<b>26,877</b>

**O&M Impacts:** Maintenance for the permitting system is paid for via a central cost allocation from Seattle IT and then recovered against SDOT projects through overhead allocations. The \$1M annual budget after 2021 represents a sinking fund for eventual system replacement.

\* Funds are appropriated through the Adopted Budget at the Budget Summary Level. All Amounts shown above are in thousands of dollars

### Accessible Mt. Baker Implementation

<b>Project No:</b>	MC-TR-C002	<b>BSL Code:</b>	BC-TR-19003
<b>Project Type:</b>	Discrete	<b>BSL Name:</b>	Mobility-Capital
<b>Project Category:</b>	Improved Facility	<b>Location:</b>	Various
<b>Current Project Stage:</b>	Stage 5 - Construction	<b>Council District:</b>	Council District 3
<b>Start/End Date:</b>	2017 - 2024	<b>Neighborhood District:</b>	East District
<b>Total Project Cost:</b>	\$5,510	<b>Urban Village:</b>	Madison-Miller

The project will transform the Mt. Baker station area into a safer and comfortable place for people to walk, bike, and make transit connections; and for the Mt. Baker Town Center to take root and flourish. In addition to prioritizing walking and biking, the project will maintain transit and freight reliability and create more predictable conditions for people driving.

Resources	LTD Actuals	2023 Revised	2024	2025	2026	2027	2028	2029	Total
Federal Grant Funds	-	2,610	-	-	-	-	-	-	2,610
State Grant Funds	-	900	-	-	-	-	-	-	900
Transportation Move Seattle Levy - Lid Lift	1,445	556	-	-	-	-	-	-	2,000
<b>Total:</b>	<b>1,445</b>	<b>4,066</b>	-	-	-	-	-	-	<b>5,510</b>
Fund Appropriations / Allocations *	LTD Actuals	2023 Revised	2024	2025	2026	2027	2028	2029	Total
Move Seattle Levy Fund	1,445	556	-	-	-	-	-	-	2,000
Transportation Fund	-	3,510	-	-	-	-	-	-	3,510
<b>Total:</b>	<b>1,445</b>	<b>4,066</b>	-	-	-	-	-	-	<b>5,510</b>

**O&M Impacts:** SDOT has individual project budgets for the maintenance of painted markings, signage, signals, bridges and roadway structures, urban forestry, and sidewalks and pavement; these budgets are constrained by the availability of transportation specific and general funds. The SDOT Asset Management website (<https://www.seattle.gov/transportation/about-sdot/asset-management>) provides unconstrained operational cost forecasting by asset type, typical lifecycle and average maintenance cost ranges.

\* Funds are appropriated through the Adopted Budget at the Budget Summary Level. All Amounts shown above are in thousands of dollars

**Alaskan Way Main Corridor**

<b>Project No:</b>	MC-TR-C072	<b>BSL Code:</b>	BC-TR-16000
<b>Project Type:</b>	Discrete	<b>BSL Name:</b>	Central Waterfront
<b>Project Category:</b>	New Facility	<b>Location:</b>	Various
<b>Current Project Stage:</b>	Stage 5 - Construction	<b>Council District:</b>	Multiple
<b>Start/End Date:</b>	2013 - 2024	<b>Neighborhood District:</b>	Downtown
<b>Total Project Cost:</b>	\$374,355	<b>Urban Village:</b>	Multiple

This project designs and constructs the rebuilt Alaskan Way/Elliott Way surface streets and the adjoining pedestrian promenade along the Seattle waterfront following the demolition of the Alaskan Way Viaduct. The State of Washington has built a deep bore tunnel to replace the Alaskan Way Viaduct and has relocated State Route 99 into the tunnel. The City of Seattle is responsible for the Alaskan Way/Elliott Way surface street and the promenade. The project also includes replacement of and improvements to four key connections impacted by the Viaduct removal: Seneca Street, Columbia Street, and the Marion Street and Lenora Street pedestrian bridges. This project is part of the larger waterfront improvement program. Construction of these improvements began in 2019.

<b>Resources</b>	<b>LTD Actuals</b>	<b>2023 Revised</b>	<b>2024</b>	<b>2025</b>	<b>2026</b>	<b>2027</b>	<b>2028</b>	<b>2029</b>	<b>Total</b>
City Light Fund Revenues	16	-	-	-	-	-	-	-	16
Commercial Parking Tax	6,118	-	-	-	-	-	-	-	6,118
Drainage and Wastewater Rates	263	-	-	-	-	-	-	-	263
Interfund Loan - Waterfront LID Fund	591	-	-	-	-	-	-	-	591
Local Improvement District Funding	7,735	20,865	-	-	-	-	-	-	28,600
LTGO Bond Proceeds	69,853	15,599	25,713	-	-	-	-	-	111,165
Miscellaneous Revenues	-	300	-	-	-	-	-	-	300
Partnership - WSDOT	183,932	29,678	-	-	-	-	-	-	213,611
Private Funding - Utilities	1,111	-	-	-	-	-	-	-	1,111
Private Funding/Donations	3,332	7,666	3,144	-	-	-	-	-	14,142
Real Estate Excise Tax II	2,267	5,906	-	-	-	-	-	-	8,173
Seawall Levy	6,302	-	-	-	-	-	-	-	6,302
State Grant Funds	1,951	202	-	-	-	-	-	-	2,153
Street Use Fees	3,604	-	-	-	-	-	-	-	3,604
Street Vacations - CRSU	1,300	-	-	-	-	-	-	-	1,300
Street Vacations - SVF	1,361	146	-	-	-	-	-	-	1,507
Transportation Move Seattle Levy - Lid Lift	-	400	-	-	-	-	-	-	400
<b>Total:</b>	<b>289,736</b>	<b>80,762</b>	<b>28,857</b>	<b>-</b>	<b>-</b>	<b>-</b>	<b>-</b>	<b>-</b>	<b>399,355</b>

<b>Fund Appropriations / Allocations *</b>	<b>LTD Actuals</b>	<b>2023 Revised</b>	<b>2024</b>	<b>2025</b>	<b>2026</b>	<b>2027</b>	<b>2028</b>	<b>2029</b>	<b>Total</b>
2015 Multipurpose LTGO Bond Fund	7,395	-	-	-	-	-	-	-	7,395
2016 Multipurpose LTGO Bond Fund	13,893	-	-	-	-	-	-	-	13,893
2017 Multipurpose LTGO Bond Fund	6,425	-	-	-	-	-	-	-	6,425
2018 LTGO Taxable Bond Fund	509	-	-	-	-	-	-	-	509
2018 Multipurpose LTGO Bond Fund	6,117	-	-	-	-	-	-	-	6,117
2019 Multipurpose LTGO Bond Fund	11,213	-	-	-	-	-	-	-	11,213
2020 Multipurpose LTGO Bond Fund	14,760	(4)	-	-	-	-	-	-	14,756
2021 Multipurpose LTGO Bond Fund	4,672	5,328	-	-	-	-	-	-	10,000
2021 West Seattle Bridge Repair LTGO Bond Fund	730	-	-	-	-	-	-	-	730
2022 Multipurpose LTGO Bond Fund	-	10,275	-	-	-	-	-	-	10,275

\* Funds are appropriated through the Adopted Budget at the Budget Summary Level. All Amounts shown above are in thousands of dollars

2024 Multipurpose LTGO Bond Fund	-	-	25,713	-	-	-	-	-	25,713
Alaskan Way Seawall	80	-	-	-	-	-	-	-	80
Alaskan Way Seawall	279	-	-	-	-	-	-	-	279
Alaskan Way Seawall	646	-	-	-	-	-	-	-	646
Alaskan Way Seawall Const Fund	5,297	-	-	-	-	-	-	-	5,297
Central Waterfront Improvement Fund	14,128	8,432	3,144	-	-	-	-	-	25,704
Move Seattle Levy Fund	-	400	-	-	-	-	-	-	400
REET II Capital Fund	1,977	5,906	-	-	-	-	-	-	7,883
Transportation Fund	196,838	30,027	-	-	-	-	-	-	226,864
Unrestricted Cumulative Reserve Fund	1,300	-	-	-	-	-	-	-	1,300
Waterfront LID #6751	3,478	20,399	-	-	-	-	-	-	23,877
<b>Total:</b>	<b>289,736</b>	<b>80,762</b>	<b>28,857</b>	<b>-</b>	<b>-</b>	<b>-</b>	<b>-</b>	<b>-</b>	<b>399,355</b>

**O&M Impacts:** This project replaces aging infrastructure along the Central Waterfront providing an O&M benefit. It also builds new infrastructure for several City departments. The maintenance of the new public open space and pedestrian promenade will be funded primarily with Metropolitan Park District funds set-aside for this purpose. Transportation infrastructure capital elements are planned to be maintained through the proposed Waterfront Transportation Infrastructure Maintenance project, MC-TR-109.

\* Funds are appropriated through the Adopted Budget at the Budget Summary Level. All Amounts shown above are in thousands of dollars

### Alaskan Way Viaduct Replacement

<b>Project No:</b>	MC-TR-C066	<b>BSL Code:</b>	BC-TR-19002
<b>Project Type:</b>	Discrete	<b>BSL Name:</b>	Major Projects
<b>Project Category:</b>	New Facility	<b>Location:</b>	Alaskan Way
<b>Current Project Stage:</b>	Stage 6 - Closeout	<b>Council District:</b>	Multiple
<b>Start/End Date:</b>	2001 - 2024	<b>Neighborhood District:</b>	Multiple
<b>Total Project Cost:</b>	\$101,229	<b>Urban Village:</b>	Multiple

This project funds the City's involvement in the replacement of the Alaskan Way Viaduct with the bored tunnel hybrid alternative and is partnership with the Washington Department of Transportation. Replacement of this structure enhances overall safety, as this structure is seismically vulnerable. In prior years, this project included design of the Central Seawall and Waterfront Improvements. For transparency purposes, the Seawall and Waterfront work was moved into three independent capital projects: Elliott Bay Seawall (MC-TR-C014), Alaskan Way Main Corridor (MC-TR-C066), and Overlook Walk and East-West Connections (MC-TR-C073).

Resources	LTD Actuals	2023 Revised	2024	2025	2026	2027	2028	2029	Total
City Light Fund Revenues	-	93	-	-	-	-	-	-	93
Commercial Parking Tax	8,834	(49)	-	-	-	-	-	-	8,785
Federal Grant Funds	2,861	-	-	-	-	-	-	-	2,861
General Fund	2,951	-	-	-	-	-	-	-	2,951
Interagency Commission on Outdoor Recreation Grants	239	-	-	-	-	-	-	-	239
Interfund Loan	-	585	-	-	-	-	-	-	585
Internal Service Fees and Allocations, Outside Funding Partners	1	(1)	-	-	-	-	-	-	-
King County Funds	3,127	-	-	-	-	-	-	-	3,127
LTGO Bond Proceeds	43,276	217	-	-	-	-	-	-	43,492
Partnership - WSDOT	34,283	2,189	-	-	-	-	-	-	36,472
Seawall Levy	328	-	-	-	-	-	-	-	328
Sound Transit Funds	(450)	-	-	-	-	-	-	-	(450)
State Gas Taxes - City Street Fund	1,081	-	-	-	-	-	-	-	1,081
Street Use Fees	-	-	-	-	-	-	-	-	-
User Fees	11	-	-	-	-	-	-	-	11
Waterway Use Fee	108	-	-	-	-	-	-	-	108
<b>Total:</b>	<b>96,650</b>	<b>3,033</b>	-	-	-	-	-	-	<b>99,684</b>

Fund Appropriations / Allocations *	LTD Actuals	2023 Revised	2024	2025	2026	2027	2028	2029	Total
2006 Multipurpose LTGO Bond Fund	5,220	-	-	-	-	-	-	-	5,220
2007 Multipurpose LTGO Bond Fund	2,920	-	-	-	-	-	-	-	2,920
2008 Multipurpose LTGO Bond Fund	481	-	-	-	-	-	-	-	481
2009 Multipurpose LTGO Bond Fund	1,770	-	-	-	-	-	-	-	1,770
2010 Multipurpose LTGO Bond Fund	10,440	-	-	-	-	-	-	-	10,440
2011 Multipurpose LTGO Bond Fund	14,903	-	-	-	-	-	-	-	14,903
2012 Multipurpose LTGO Bond Fund	3,000	-	-	-	-	-	-	-	3,000
2016 Multipurpose LTGO Bond Fund	3,500	-	-	-	-	-	-	-	3,500
2017 Multipurpose LTGO Bond Fund	700	-	-	-	-	-	-	-	700
2018 Multipurpose LTGO Bond Fund	37	-	-	-	-	-	-	-	37

\* Funds are appropriated through the Adopted Budget at the Budget Summary Level. All Amounts shown above are in thousands of dollars

2019 Multipurpose LTGO Bond Fund	305	-	-	-	-	-	-	-	305
2021 West Seattle Bridge Repair LTGO Bond Fund	-	217	-	-	-	-	-	-	217
Alaskan Way Seawall Const Fund	328	-	-	-	-	-	-	-	328
Central Waterfront Improvement Fund	-	585	-	-	-	-	-	-	585
General Fund	2,951	-	-	-	-	-	-	-	2,951
Transportation Fund	50,095	2,232	-	-	-	-	-	-	52,327
<b>Total:</b>	<b>96,650</b>	<b>3,033</b>	-	-	-	-	-	-	<b>99,684</b>

**O&M Impacts:** SDOT has individual project budgets for the maintenance of painted markings, signage, signals, bridges and roadway structures, urban forestry, and sidewalks and pavement; these budgets are constrained by the availability of transportation specific and general funds. The SDOT Asset Management website (<https://www.seattle.gov/transportation/about-sdot/asset-management>) provides unconstrained operational cost forecasting by asset type, typical lifecycle and average maintenance cost ranges.

\* Funds are appropriated through the Adopted Budget at the Budget Summary Level. All Amounts shown above are in thousands of dollars

### Arterial Asphalt & Concrete Program Phase II

<b>Project No:</b>	MC-TR-C033	<b>BSL Code:</b>	BC-TR-19001
<b>Project Type:</b>	Ongoing	<b>BSL Name:</b>	Major Maintenance/Replacement
<b>Project Category:</b>	Rehabilitation or Restoration	<b>Location:</b>	Citywide
<b>Current Project Stage:</b>	N/A	<b>Council District:</b>	Multiple
<b>Start/End Date:</b>	N/A	<b>Neighborhood District:</b>	Multiple
<b>Total Project Cost:</b>	N/A	<b>Urban Village:</b>	Multiple

The Arterial Asphalt and Concrete Program maintains Seattle's arterial streets through resurfacing and reconstruction projects. The Department uses a pavement management system to track the condition of arterial street pavement, to develop maintenance needs and establish priorities, and to select the streets to be rehabilitated each year. This project improves the quality and condition of the City's arterials.

Resources	LTD Actuals	2023 Revised	2024	2025	2026	2027	2028	2029	Total
City Light Fund Revenues	32	147	-	-	-	-	-	-	179
Commercial Parking Tax	189	-	-	-	-	-	-	-	189
Drainage and Wastewater Rates	1,260	330	-	-	-	-	-	-	1,591
Federal Grant Funds	6,583	11,180	1,450	-	-	-	-	-	19,213
LTGO Bond Proceeds	122	-	-	-	-	-	-	-	122
Private Funding - Utilities	993	-	-	-	-	-	-	-	993
Real Estate Excise Tax I	3,284	636	-	-	-	-	-	-	3,920
Real Estate Excise Tax II	573	-	-	-	-	-	-	-	573
State Grant Funds	1,636	-	-	-	-	-	-	-	1,636
Transportation Funding Package - Lid Lift	12	-	-	-	-	-	-	-	12
Transportation Move Seattle Levy - Lid Lift	135,192	12,701	16,067	-	-	-	-	-	163,960
Water Rates	726	82	-	-	-	-	-	-	809
<b>Total:</b>	<b>150,602</b>	<b>25,077</b>	<b>17,517</b>	-	-	-	-	-	<b>193,195</b>
Fund Appropriations / Allocations *	LTD Actuals	2023 Revised	2024	2025	2026	2027	2028	2029	Total
2015 Multipurpose LTGO Bond Fund	122	-	-	-	-	-	-	-	122
Bridging The Gap Levy Fund	12	-	-	-	-	-	-	-	12
Move Seattle Levy Fund	134,887	12,701	16,067	-	-	-	-	-	163,655
REET I Capital Fund	3,284	636	-	-	-	-	-	-	3,920
REET II Capital Fund	573	-	-	-	-	-	-	-	573
Transportation Fund	11,724	11,739	1,450	-	-	-	-	-	24,913
<b>Total:</b>	<b>150,602</b>	<b>25,077</b>	<b>17,517</b>	-	-	-	-	-	<b>193,195</b>

**O&M Impacts:** This is a capital maintenance project that reduces the need for O&M by improving asset condition.

\* Funds are appropriated through the Adopted Budget at the Budget Summary Level. All Amounts shown above are in thousands of dollars

**Arterial Major Maintenance**

<b>Project No:</b>	MC-TR-C071	<b>BSL Code:</b>	BC-TR-19001
<b>Project Type:</b>	Ongoing	<b>BSL Name:</b>	Major Maintenance/Replacement
<b>Project Category:</b>	Rehabilitation or Restoration	<b>Location:</b>	Citywide
<b>Current Project Stage:</b>	N/A	<b>Council District:</b>	Multiple
<b>Start/End Date:</b>	N/A	<b>Neighborhood District:</b>	Multiple
<b>Total Project Cost:</b>	N/A	<b>Urban Village:</b>	Multiple

This ongoing project repairs and/or replaces deteriorated pavement on arterial streets. Arterial Major Maintenance paving work typically spans one to three city blocks. It allows the City to respond quickly and cost effectively to pavement issues that are too large to be addressed with a pothole repair but too small to be efficiently contracted. Project prioritization is based on pavement condition; cost; transit, bicycle, pedestrian and freight use; traffic volume; coordination opportunities; complaints and claims; and geographic balance across the city. The work extends the service life of existing pavement structures.

Resources	LTD Actuals	2023 Revised	2024	2025	2026	2027	2028	2029	Total
Commercial Parking Tax	3,438	125	-	1,784	-	-	-	-	5,348
Interdepartmental Transfer	-	3	-	-	-	-	-	-	3
King County Funds	40	(40)	-	-	-	-	-	-	-
Parking Garage Disposition Proceeds	1,560	-	-	-	-	-	-	-	1,560
Private Funding - Utilities	-	-	-	-	-	-	-	-	-
Real Estate Excise Tax I	4,341	644	582	-	-	-	-	-	5,567
Real Estate Excise Tax II	7,599	(16)	-	500	500	513	513	513	10,122
State Gas Taxes - City Street Fund	1	-	-	-	-	-	-	-	1
Street Vacations - SVF	901	52	-	-	-	-	-	-	953
Transportation Funding Package - Lid Lift	2,288	-	-	-	-	-	-	-	2,288
Transportation Move Seattle Levy - Lid Lift	20,899	6,505	6,834	-	-	-	-	-	34,237
Vehicle Licensing Fees	3,894	-	111	714	-	-	-	-	4,719
<b>Total:</b>	<b>44,961</b>	<b>7,273</b>	<b>7,527</b>	<b>2,998</b>	<b>500</b>	<b>513</b>	<b>513</b>	<b>513</b>	<b>64,798</b>

Fund Appropriations / Allocations *	LTD Actuals	2023 Revised	2024	2025	2026	2027	2028	2029	Total
Bridging The Gap Levy Fund	2,288	-	-	-	-	-	-	-	2,288
Garage Disposition Proceeds	1,560	-	-	-	-	-	-	-	1,560
Move Seattle Levy Fund	20,899	6,505	6,834	-	-	-	-	-	34,237
REET I Capital Fund	4,341	644	582	-	-	-	-	-	5,567
REET II Capital Fund	7,599	(16)	-	500	500	513	513	513	10,122
Transportation Benefit District Fund	3,894	-	111	714	-	-	-	-	4,719
Transportation Fund	4,380	140	-	1,784	-	-	-	-	6,304
<b>Total:</b>	<b>44,961</b>	<b>7,273</b>	<b>7,527</b>	<b>2,998</b>	<b>500</b>	<b>513</b>	<b>513</b>	<b>513</b>	<b>64,798</b>

Unsecured Funding:	LTD Actuals	2023 Revised	2024	2025	2026	2027	2028	2029	Total
To Be Determined	-	-	-	4,637	-	(1)	8,636	8,636	21,909
<b>Total:</b>	<b>-</b>	<b>-</b>	<b>-</b>	<b>4,637</b>	<b>-</b>	<b>(1)</b>	<b>8,636</b>	<b>8,636</b>	<b>21,909</b>

**Unsecured Funding Strategy:** This program is evaluated annually for continuation of REET funding, based on fund availability. Funding for this program beyond 2024 is dependent upon a future voter approved levy.

**O&M Impacts:** This is a capital maintenance project that reduces the need for O&M by improving asset condition.

\* Funds are appropriated through the Adopted Budget at the Budget Summary Level. All Amounts shown above are in thousands of dollars



## Aurora Avenue North Safety Improvements

<b>Project No:</b>	MC-TR-C118	<b>BSL Code:</b>	BC-TR-19003
<b>Project Type:</b>	Discrete	<b>BSL Name:</b>	Mobility-Capital
<b>Project Category:</b>	Improved Facility	<b>Location:</b>	Aurora Avenue North
<b>Current Project Stage:</b>	Stage 2 - Initiation, Project Definition, & Planning	<b>Council District:</b>	Multiple
<b>Start/End Date:</b>	2022 - 2037	<b>Neighborhood District:</b>	Multiple
<b>Total Project Cost:</b>	\$51,400	<b>Urban Village:</b>	Multiple

This project will design and construct improvements along the Aurora Avenue North corridor. This project seeks to improve safety, mobility, and accessibility for all travelers. Improvements may include new sidewalks, transit improvements, medians/access management, lighting, signalized crossings, and potential roadway channelization changes.

<b>Resources</b>	<b>LTD Actuals</b>	<b>2023 Revised</b>	<b>2024</b>	<b>2025</b>	<b>2026</b>	<b>2027</b>	<b>2028</b>	<b>2029</b>	<b>Total</b>
State Grant Funds	4	2,246	4,100	4,750	5,500	34,300	-	-	50,900
Transportation Move Seattle Levy - Lid Lift	-	500	-	-	-	-	-	-	500
<b>Total:</b>	<b>4</b>	<b>2,746</b>	<b>4,100</b>	<b>4,750</b>	<b>5,500</b>	<b>34,300</b>	<b>-</b>	<b>-</b>	<b>51,400</b>
<b>Fund Appropriations / Allocations *</b>	<b>LTD Actuals</b>	<b>2023 Revised</b>	<b>2024</b>	<b>2025</b>	<b>2026</b>	<b>2027</b>	<b>2028</b>	<b>2029</b>	<b>Total</b>
Move Seattle Levy Fund	-	500	-	-	-	-	-	-	500
Transportation Fund	4	2,246	4,100	4,750	5,500	34,300	-	-	50,900
<b>Total:</b>	<b>4</b>	<b>2,746</b>	<b>4,100</b>	<b>4,750</b>	<b>5,500</b>	<b>34,300</b>	<b>-</b>	<b>-</b>	<b>51,400</b>

**O&M Impacts:** SDOT has individual project budgets for the maintenance of painted markings, signage, signals, bridges and roadway structures, urban forestry, and sidewalks and pavement; these budgets are constrained by the availability of transportation specific and general funds. The SDOT Asset Management website (<https://www.seattle.gov/transportation/about-sdot/asset-management>) provides unconstrained operational cost forecasting by asset type, typical lifecycle and average maintenance cost ranges.

\* Funds are appropriated through the Adopted Budget at the Budget Summary Level. All Amounts shown above are in thousands of dollars

### Bike Master Plan - Greenways

<b>Project No:</b>	MC-TR-C063	<b>BSL Code:</b>	BC-TR-19003
<b>Project Type:</b>	Ongoing	<b>BSL Name:</b>	Mobility-Capital
<b>Project Category:</b>	Improved Facility	<b>Location:</b>	Citywide
<b>Current Project Stage:</b>	N/A	<b>Council District:</b>	Multiple
<b>Start/End Date:</b>	N/A	<b>Neighborhood District:</b>	Multiple
<b>Total Project Cost:</b>	N/A	<b>Urban Village:</b>	Multiple

This ongoing program creates routes on residential streets that are optimized for safer and more comfortable walking and biking for people of all ages and abilities. Typical improvements include curb ramps, speed humps, crosswalks, median islands, shared lane markings, stop signs, traffic signals, pavement and sidewalk repair, and wayfinding signs. The goals of the program are to design streets with lower vehicle speeds and volumes; to increase the number of people walking and biking on residential streets; and to improve walking and biking access to schools, trails, parks, transit and neighborhood businesses.

Resources	LTD Actuals	2023 Revised	2024	2025	2026	2027	2028	2029	Total
City Light Fund Revenues	83	110	-	-	-	-	-	-	193
Developer Mitigation	800	87	-	-	-	-	-	-	887
Drainage and Wastewater Rates	27	43	-	-	-	-	-	-	70
Federal Grant Funds	858	1,017	-	-	-	-	-	-	1,875
Landscape Conservation & Local Infrastructure Program	166	108	-	-	-	-	-	-	274
Real Estate Excise Tax II	1,687	957	907	919	951	984	1,018	1,018	8,440
School Camera Ticket Revenues	1,214	1,021	2,465	-	-	-	-	-	4,700
State Grant Funds	488	-	-	-	-	-	-	-	488
Transportation Move Seattle Levy - Lid Lift	15,166	7,254	180	-	-	-	-	-	22,600
Vehicle Licensing Fees	1,759	(59)	-	-	-	-	-	-	1,700
Water Rates	136	(121)	-	-	-	-	-	-	15
<b>Total:</b>	<b>22,383</b>	<b>10,417</b>	<b>3,552</b>	<b>919</b>	<b>951</b>	<b>984</b>	<b>1,018</b>	<b>1,018</b>	<b>41,242</b>
Fund Appropriations / Allocations *	LTD Actuals	2023 Revised	2024	2025	2026	2027	2028	2029	Total
Coronavirus Local Fiscal Recovery Fund	858	1,017	-	-	-	-	-	-	1,875
Move Seattle Levy Fund	15,226	7,194	180	-	-	-	-	-	22,600
REET II Capital Fund	1,687	957	907	919	951	984	1,018	1,018	8,440
School Safety Traffic and Pedestrian Improvement Fund	1,214	1,021	2,465	-	-	-	-	-	4,700
Transportation Benefit District Fund	1,694	6	-	-	-	-	-	-	1,700
Transportation Fund	1,706	221	-	-	-	-	-	-	1,927
<b>Total:</b>	<b>22,383</b>	<b>10,417</b>	<b>3,552</b>	<b>919</b>	<b>951</b>	<b>984</b>	<b>1,018</b>	<b>1,018</b>	<b>41,242</b>
Unsecured Funding:	LTD Actuals	2023 Revised	2024	2025	2026	2027	2028	2029	Total
To Be Determined	-	-	-	3,196	3,272	3,345	4,758	4,901	19,472
<b>Total:</b>	<b>-</b>	<b>-</b>	<b>-</b>	<b>3,196</b>	<b>3,272</b>	<b>3,345</b>	<b>4,758</b>	<b>4,901</b>	<b>19,472</b>

**Unsecured Funding Strategy:** SDOT will evaluate deliverables, prioritize and scale projects to the extent feasible, and continue to pursue grant and partnership opportunities to resolve potential funding deficits. Funding for this program beyond 2024 is dependent upon a future voter approved levy.

**O&M Impacts:** SDOT has individual project budgets for the maintenance of painted markings, signage, signals, bridges and roadway structures, urban forestry, and sidewalks and pavement; these budgets are constrained by the availability of transportation specific and general funds. The SDOT Asset Management website (<https://www.seattle.gov/transportation/about-sdot/asset-management>) provides unconstrained operational cost forecasting by asset type, typical lifecycle and average maintenance cost ranges.

\* Funds are appropriated through the Adopted Budget at the Budget Summary Level. All Amounts shown above are in thousands of dollars

**Bike Master Plan - Protected Bike Lanes**

<b>Project No:</b>	MC-TR-C062	<b>BSL Code:</b>	BC-TR-19003
<b>Project Type:</b>	Ongoing	<b>BSL Name:</b>	Mobility-Capital
<b>Project Category:</b>	Improved Facility	<b>Location:</b>	Citywide
<b>Current Project Stage:</b>	N/A	<b>Council District:</b>	Multiple
<b>Start/End Date:</b>	N/A	<b>Neighborhood District:</b>	Multiple
<b>Total Project Cost:</b>	N/A	<b>Urban Village:</b>	Multiple

This ongoing program implements the Seattle Bicycle Master Plan. Typical improvements may include installing protected bike lanes, bike lanes and sharrows, bicycle route signing, completing key links in the urban trails network, adding bicycle/pedestrian signals to complete the network, and reconstructing key sections of the trails. The goals of the program are to increase bicycle safety and access while reducing bicycle crashes. This program includes funding for street improvement and trail construction and is consistent with the focus in the City's Transportation Strategic Plan (TSP) on encouraging walking and biking. Life-to-date actuals may include the BMP spot improvements, Urban Trails, and Neighborhood Greenways, which were previously combined with this project's budget.

<b>Resources</b>	<b>LTD Actuals</b>	<b>2023 Revised</b>	<b>2024</b>	<b>2025</b>	<b>2026</b>	<b>2027</b>	<b>2028</b>	<b>2029</b>	<b>Total</b>
City Light Fund Revenues	311	113	-	-	-	-	-	-	424
Commercial Parking Tax	1,470	(308)	-	-	-	-	-	-	1,162
Developer Mitigation	-	1,600	-	-	-	-	-	-	1,600
Drainage and Wastewater Rates	147	-	-	-	-	-	-	-	147
Federal Grant Funds	10,066	6,709	2,590	-	-	-	-	-	19,365
General Fund	1,621	319	-	-	-	-	-	-	1,940
Interdepartmental Transfer	-	-	-	-	-	-	-	-	-
Private Funding/Donations	10	-	-	-	-	-	-	-	10
Public Benefit Payment	2,047	11,696	657	-	-	-	-	-	14,400
Real Estate Excise Tax I	400	-	-	-	-	-	-	-	400
Real Estate Excise Tax II	444	-	-	-	-	-	-	-	444
Rubble Yard Proceeds	346	-	-	-	-	-	-	-	346
School Camera Ticket Revenues	(3)	3	-	-	-	-	-	-	-
State Gas Taxes - Arterial City Street Fund	-	-	-	-	-	-	-	-	-
State Gas Taxes - City Street Fund	5,720	(345)	-	-	-	-	-	-	5,375
State Grant Funds	579	500	500	-	-	-	-	-	1,578
Street Use Fees	-	-	-	-	-	-	-	-	-
Street Vacations - SVF	2,360	2,479	-	-	-	-	-	-	4,839
Transportation Funding Package - Lid Lift	23,944	-	-	-	-	-	-	-	23,944
Transportation Move Seattle Levy - Lid Lift	38,026	11,238	11,630	-	-	-	-	-	60,894
User Fees	1,640	(443)	-	-	-	-	-	-	1,196
Vehicle License Fees (2021)	-	-	-	-	-	-	-	-	-
Vehicle Licensing Fees	7,825	1,204	2,000	-	-	-	-	-	11,029
<b>Total:</b>	<b>96,953</b>	<b>34,764</b>	<b>17,377</b>	<b>-</b>	<b>-</b>	<b>-</b>	<b>-</b>	<b>-</b>	<b>149,094</b>
<b>Fund Appropriations / Allocations *</b>	<b>LTD Actuals</b>	<b>2023 Revised</b>	<b>2024</b>	<b>2025</b>	<b>2026</b>	<b>2027</b>	<b>2028</b>	<b>2029</b>	<b>Total</b>
Bridging The Gap Levy Fund	23,944	-	-	-	-	-	-	-	23,944
General Fund	1,621	319	-	-	-	-	-	-	1,940
Move Seattle Levy Fund	38,211	11,053	11,630	-	-	-	-	-	60,894
REET I Capital Fund	400	-	-	-	-	-	-	-	400
REET II Capital Fund	444	-	-	-	-	-	-	-	444
School Safety Traffic and Pedestrian Improvement Fund	-	-	-	-	-	-	-	-	-
Transportation Benefit District Fund	7,826	1,203	2,000	-	-	-	-	-	11,029

\* Funds are appropriated through the Adopted Budget at the Budget Summary Level. All Amounts shown above are in thousands of dollars

Transportation Fund	24,507	22,189	3,747	-	-	-	-	-	50,443
<b>Total:</b>	<b>96,953</b>	<b>34,764</b>	<b>17,377</b>	-	-	-	-	-	<b>149,094</b>
<b>Unsecured Funding:</b>	<b>LTD Actuals</b>	<b>2023 Revised</b>	<b>2024</b>	<b>2025</b>	<b>2026</b>	<b>2027</b>	<b>2028</b>	<b>2029</b>	<b>Total</b>
To Be Determined	-	-	-	11,437	9,829	10,050	10,321	10,631	52,267
<b>Total:</b>	-	-	-	<b>11,437</b>	<b>9,829</b>	<b>10,050</b>	<b>10,321</b>	<b>10,631</b>	<b>52,267</b>

**Unsecured Funding Strategy:** SDOT will evaluate deliverables, prioritize and scale projects to the extent feasible, and continue to pursue grant and partnership opportunities to resolve potential funding deficits. Funding for this program beyond 2024 is dependent upon a future voter approved levy.

**O&M Impacts:** SDOT has individual project budgets for the maintenance of painted markings, signage, signals, bridges and roadway structures, urban forestry, and sidewalks and pavement; these budgets are constrained by the availability of transportation specific and general funds. The SDOT Asset Management website (<https://www.seattle.gov/transportation/about-sdot/asset-management>) provides unconstrained operational cost forecasting by asset type, typical lifecycle and average maintenance cost ranges.

\* Funds are appropriated through the Adopted Budget at the Budget Summary Level. All Amounts shown above are in thousands of dollars

**Bike Master Plan - Urban Trails and Bikeways**

<b>Project No:</b>	MC-TR-C060	<b>BSL Code:</b>	BC-TR-19001
<b>Project Type:</b>	Ongoing	<b>BSL Name:</b>	Major Maintenance/Replacement
<b>Project Category:</b>	Improved Facility	<b>Location:</b>	Multiple
<b>Current Project Stage:</b>	N/A	<b>Council District:</b>	Multiple
<b>Start/End Date:</b>	N/A	<b>Neighborhood District:</b>	Multiple
<b>Total Project Cost:</b>	N/A	<b>Urban Village:</b>	Multiple

This program supports the City's Urban Trails and Bikeways. Activities include spot improvements, bike facility safety improvements, bike parking, education & outreach as well as planning & research.

Resources	LTD Actuals	2023 Revised	2024	2025	2026	2027	2028	2029	Total
School Camera Ticket Revenues	-	-	280	500	-	-	-	-	780
Transportation Funding Package - Lid Lift	106	-	-	-	-	-	-	-	106
Transportation Move Seattle Levy - Lid Lift	4,378	2,120	1,631	-	-	-	-	-	8,130
User Fees	304	-	-	-	-	-	-	-	304
Vehicle Licensing Fees	335	(4)	-	-	-	-	-	-	331
<b>Total:</b>	<b>5,123</b>	<b>2,116</b>	<b>1,911</b>	<b>500</b>	<b>-</b>	<b>-</b>	<b>-</b>	<b>-</b>	<b>9,651</b>
Fund Appropriations / Allocations *	LTD Actuals	2023 Revised	2024	2025	2026	2027	2028	2029	Total
Bridging The Gap Levy Fund	106	-	-	-	-	-	-	-	106
Move Seattle Levy Fund	4,382	2,117	1,631	-	-	-	-	-	8,130
School Safety Traffic and Pedestrian Improvement Fund	-	-	280	500	-	-	-	-	780
Transportation Benefit District Fund	331	-	-	-	-	-	-	-	331
Transportation Fund	304	-	-	-	-	-	-	-	304
<b>Total:</b>	<b>5,123</b>	<b>2,116</b>	<b>1,911</b>	<b>500</b>	<b>-</b>	<b>-</b>	<b>-</b>	<b>-</b>	<b>9,651</b>
Unsecured Funding:	LTD Actuals	2023 Revised	2024	2025	2026	2027	2028	2029	Total
To Be Determined	-	-	-	1,352	1,326	1,359	1,393	1,435	6,865
<b>Total:</b>	<b>-</b>	<b>-</b>	<b>-</b>	<b>1,352</b>	<b>1,326</b>	<b>1,359</b>	<b>1,393</b>	<b>1,435</b>	<b>6,865</b>

**Unsecured Funding Strategy:** Funding for this program beyond 2024 is dependent upon a future voter approved levy.

**O&M Impacts:** This is a capital maintenance project that reduces the need for O&M by improving asset condition.

\* Funds are appropriated through the Adopted Budget at the Budget Summary Level. All Amounts shown above are in thousands of dollars

### Bridge Load Rating

<b>Project No:</b>	MC-TR-C006	<b>BSL Code:</b>	BC-TR-19001
<b>Project Type:</b>	Ongoing	<b>BSL Name:</b>	Major Maintenance/Replacement
<b>Project Category:</b>	Rehabilitation or Restoration	<b>Location:</b>	Citywide
<b>Current Project Stage:</b>	N/A	<b>Council District:</b>	Multiple
<b>Start/End Date:</b>	N/A	<b>Neighborhood District:</b>	Multiple
<b>Total Project Cost:</b>	N/A	<b>Urban Village:</b>	Multiple

This program rates bridges for safe load-carry capacity as part of a federally mandated program. The work associated with this program is performed by both City staff and consultants and ensures public safety.

Resources	LTD Actuals	2023 Revised	2024	2025	2026	2027	2028	2029	Total
Commercial Parking Tax	300	-	-	-	-	-	-	-	300
General Fund	302	-	-	-	-	-	-	-	302
Interdepartmental Transfer	-	-	-	-	-	-	-	-	-
Real Estate Excise Tax I	660	-	-	-	-	-	-	-	660
Real Estate Excise Tax II	1,668	250	273	-	377	386	395	395	3,744
State Gas Taxes - City Street Fund	5,322	-	-	366	-	-	-	-	5,688
Street Vacations - SVF	1,694	-	-	-	-	-	-	-	1,694
Use of Fund Balance	-	-	-	-	-	-	-	-	-
Vehicle Licensing Fees	200	-	-	-	-	-	-	-	200
<b>Total:</b>	<b>10,146</b>	<b>250</b>	<b>273</b>	<b>366</b>	<b>377</b>	<b>386</b>	<b>395</b>	<b>395</b>	<b>12,589</b>
Fund Appropriations / Allocations *	LTD Actuals	2023 Revised	2024	2025	2026	2027	2028	2029	Total
General Fund	302	-	-	-	-	-	-	-	302
REET I Capital Fund	660	-	-	-	-	-	-	-	660
REET II Capital Fund	1,668	250	273	-	377	386	395	395	3,744
Transportation Benefit District Fund	200	-	-	-	-	-	-	-	200
Transportation Fund	7,317	-	-	366	-	-	-	-	7,683
<b>Total:</b>	<b>10,146</b>	<b>250</b>	<b>273</b>	<b>366</b>	<b>377</b>	<b>386</b>	<b>395</b>	<b>395</b>	<b>12,589</b>

**O&M Impacts:** Not applicable - does not create new assets. Results of Bridge Load Rating studies may inform the need for future O&M.

\* Funds are appropriated through the Adopted Budget at the Budget Summary Level. All Amounts shown above are in thousands of dollars

### Bridge Painting Program

<b>Project No:</b>	MC-TR-C007	<b>BSL Code:</b>	BC-TR-19001
<b>Project Type:</b>	Ongoing	<b>BSL Name:</b>	Major Maintenance/Replacement
<b>Project Category:</b>	Rehabilitation or Restoration	<b>Location:</b>	Citywide
<b>Current Project Stage:</b>	N/A	<b>Council District:</b>	Citywide, Multiple
<b>Start/End Date:</b>	N/A	<b>Neighborhood District:</b>	Multiple
<b>Total Project Cost:</b>	N/A	<b>Urban Village:</b>	Multiple

This ongoing asset preservation program provides for the periodic painting of the City's steel structures that are maintained by the Roadway Structures Division. The painting cycle is initially determined by applying Federal Highway Administration standards for coating life and is supplemented by annual physical inspections to assess the rate of deterioration.

Resources	LTD Actuals	2023 Revised	2024	2025	2026	2027	2028	2029	Total
Commercial Parking Tax	25	-	-	-	-	-	-	-	25
Federal Grant Funds	180	-	4,924	3,227	-	-	-	-	8,330
General Fund	1,189	-	-	-	-	-	-	-	1,189
King County Funds	10	-	-	-	-	-	-	-	10
Real Estate Excise Tax I	141	-	-	-	-	-	-	-	141
Real Estate Excise Tax II	28,268	5,689	2,576	696	444	3,088	1,720	-	42,481
Rubble Yard Proceeds	300	-	-	-	-	-	-	-	300
South Lake Union Property Sale Proceeds	91	-	-	-	-	-	-	-	91
State Gas Taxes - City Street Fund	599	-	-	-	-	-	-	-	599
Use of Fund Balance	(5)	5	-	-	-	-	-	-	-
<b>Total:</b>	<b>30,797</b>	<b>5,694</b>	<b>7,500</b>	<b>3,923</b>	<b>444</b>	<b>3,088</b>	<b>1,720</b>	<b>-</b>	<b>53,166</b>
Fund Appropriations / Allocations *	LTD Actuals	2023 Revised	2024	2025	2026	2027	2028	2029	Total
General Fund	1,189	-	-	-	-	-	-	-	1,189
REET I Capital Fund	141	-	-	-	-	-	-	-	141
REET II Capital Fund	28,268	5,694	2,576	696	444	3,088	1,720	-	42,486
Transportation Fund	1,200	-	4,924	3,227	-	-	-	-	9,350
<b>Total:</b>	<b>30,797</b>	<b>5,694</b>	<b>7,500</b>	<b>3,923</b>	<b>444</b>	<b>3,088</b>	<b>1,720</b>	<b>-</b>	<b>53,166</b>
Unsecured Funding:	LTD Actuals	2023 Revised	2024	2025	2026	2027	2028	2029	Total
To Be Determined	-	-	-	-	-	16,265	13,977	-	30,241
<b>Total:</b>	<b>-</b>	<b>-</b>	<b>-</b>	<b>-</b>	<b>-</b>	<b>16,265</b>	<b>13,977</b>	<b>-</b>	<b>30,241</b>

**O&M Impacts:** This is a capital maintenance project that reduces the need for O&M by improving asset condition.

\* Funds are appropriated through the Adopted Budget at the Budget Summary Level. All Amounts shown above are in thousands of dollars

### Bridge Rehabilitation and Replacement

<b>Project No:</b>	MC-TR-C045	<b>BSL Code:</b>	BC-TR-19001
<b>Project Type:</b>	Ongoing	<b>BSL Name:</b>	Major Maintenance/Replacement
<b>Project Category:</b>	Rehabilitation or Restoration	<b>Location:</b>	Fairview Ave E between E. Blaine St and Fairview A
<b>Current Project Stage:</b>	N/A	<b>Council District:</b>	Multiple
<b>Start/End Date:</b>	N/A	<b>Neighborhood District:</b>	Lake Union
<b>Total Project Cost:</b>	N/A	<b>Urban Village:</b>	South Lake Union

This asset preservation program funds major bridge rehabilitation or replacement projects. The only remaining active project in this program is the Fairview Ave Bridge Replacement Project, which is in closeout and reached substantial completion in July of 2021.

Resources	LTD Actuals	2023 Revised	2024	2025	2026	2027	2028	2029	Total
	6	-	-	-	-	-	-	-	6
City Light Fund Revenues	2,876	25	-	-	-	-	-	-	2,901
Commercial Parking Tax	2,647	-	-	-	-	-	-	-	2,647
Drainage and Wastewater Rates	470	311	-	-	-	-	-	-	782
Federal Grant Funds	20,900	-	-	-	-	-	-	-	20,900
General Fund	11	-	-	-	-	-	-	-	11
Interdepartmental Transfer	-	-	-	-	-	-	-	-	-
King County Funds	1,286	76	-	-	-	-	-	-	1,362
LTGO Bond Proceeds	58,418	-	-	-	-	-	-	-	58,418
Private Funding/Donations	2,374	-	-	-	-	-	-	-	2,374
Public Works Trust Fund Proceeds	17,000	-	-	-	-	-	-	-	17,000
Real Estate Excise Tax II	320	-	-	-	-	-	-	-	320
State Gas Taxes - City Street Fund	20	-	-	-	-	-	-	-	20
State Grant Funds	7,616	-	-	-	-	-	-	-	7,616
Street Vacations - SVF	150	60	-	-	-	-	-	-	211
Transportation Funding Package - Business Transportation Tax	1,544	-	-	-	-	-	-	-	1,544
Transportation Funding Package - Lid Lift	2,943	-	-	-	-	-	-	-	2,943
Transportation Move Seattle Levy - Lid Lift	13,502	1,006	-	-	-	-	-	-	14,508
Water Rates	223	-	-	-	-	-	-	-	223
<b>Total:</b>	<b>132,306</b>	<b>1,478</b>	-	-	-	-	-	-	<b>133,785</b>
Fund Appropriations / Allocations *	LTD Actuals	2023 Revised	2024	2025	2026	2027	2028	2029	Total
2008 Multipurpose LTGO Bond Fund	3,965	-	-	-	-	-	-	-	3,965
2009 Multipurpose LTGO Bond Fund	14,341	-	-	-	-	-	-	-	14,341
2010 Multipurpose LTGO Bond Fund	30,464	-	-	-	-	-	-	-	30,464
2011 Multipurpose LTGO Bond Fund	2,748	-	-	-	-	-	-	-	2,748
2015 Multipurpose LTGO Bond Fund	4,525	-	-	-	-	-	-	-	4,525
2017 Multipurpose LTGO Bond Fund	2,374	-	-	-	-	-	-	-	2,374
Bridging The Gap Levy Fund	2,943	-	-	-	-	-	-	-	2,943
General Fund	11	-	-	-	-	-	-	-	11
Move Seattle Levy Fund	13,502	1,006	-	-	-	-	-	-	14,508
REET II Capital Fund	320	-	-	-	-	-	-	-	320

\* Funds are appropriated through the Adopted Budget at the Budget Summary Level. All Amounts shown above are in thousands of dollars



Transportation Fund	57,114	473	-	-	-	-	-	-	57,587
<b>Total:</b>	<b>132,306</b>	<b>1,478</b>	-	-	-	-	-	-	<b>133,785</b>
<b>Unsecured Funding:</b>	<b>LTD</b>	<b>2023</b>							
	<b>Actuals</b>	<b>Revised</b>	<b>2024</b>	<b>2025</b>	<b>2026</b>	<b>2027</b>	<b>2028</b>	<b>2029</b>	<b>Total</b>
To Be Determined	-	-	-	-	32	-	-	-	32
<b>Total:</b>	-	-	-	-	<b>32</b>	-	-	-	<b>32</b>

**O&M Impacts:** This is a capital maintenance project that reduces the need for O&M by improving asset condition.

\* Funds are appropriated through the Adopted Budget at the Budget Summary Level. All Amounts shown above are in thousands of dollars

## Bridge Rehabilitation and Replacement Phase II

<b>Project No:</b>	MC-TR-C039	<b>BSL Code:</b>	BC-TR-19001
<b>Project Type:</b>	Ongoing	<b>BSL Name:</b>	Major Maintenance/Replacement
<b>Project Category:</b>	Rehabilitation or Restoration	<b>Location:</b>	Citywide
<b>Current Project Stage:</b>	N/A	<b>Council District:</b>	Multiple
<b>Start/End Date:</b>	N/A	<b>Neighborhood District:</b>	Multiple
<b>Total Project Cost:</b>	N/A	<b>Urban Village:</b>	Multiple

This asset preservation program funds major bridge rehabilitation or bridge replacement. The current program, funded by the Levy to Move Seattle, is focused on planning studies. The objective of these bridge planning studies is to identify if bridges should be rehabilitated or replaced, providing planning-level cost estimates to allow for the City to develop a funding plan for the future rehabilitation or replacement of these bridges.

Resources	LTD Actuals	2023 Revised	2024	2025	2026	2027	2028	2029	Total
Commercial Parking Tax	149	102	-	-	-	-	-	-	252
Federal Grant Funds	1,559	2,400	-	-	-	-	-	-	3,959
LTGO Bond Proceeds	924	1,348	-	-	-	-	-	-	2,272
Real Estate Excise Tax I	122	-	-	-	-	-	-	-	122
Real Estate Excise Tax II	787	2,146	-	500	500	-	-	-	3,933
State Gas Taxes - City Street Fund	-	11	-	-	-	-	-	-	11
Street Vacations - SVF	-	176	-	-	-	-	-	-	176
Transportation Move Seattle Levy - Lid Lift	5,970	1,035	2,923	-	-	-	-	-	9,928
<b>Total:</b>	<b>9,512</b>	<b>7,218</b>	<b>2,923</b>	<b>500</b>	<b>500</b>	<b>-</b>	<b>-</b>	<b>-</b>	<b>20,654</b>
Fund Appropriations / Allocations *	LTD Actuals	2023 Revised	2024	2025	2026	2027	2028	2029	Total
2011 Multipurpose LTGO Bond Fund	324	-	-	-	-	-	-	-	324
2015 Multipurpose LTGO Bond Fund	600	9	-	-	-	-	-	-	609
2021 West Seattle Bridge Repair LTGO Bond Fund	-	1,339	-	-	-	-	-	-	1,339
Move Seattle Levy Fund	5,970	1,035	2,923	-	-	-	-	-	9,928
REET I Capital Fund	122	-	-	-	-	-	-	-	122
REET II Capital Fund	787	2,146	-	500	500	-	-	-	3,933
Transportation Fund	1,709	2,689	-	-	-	-	-	-	4,398
<b>Total:</b>	<b>9,512</b>	<b>7,218</b>	<b>2,923</b>	<b>500</b>	<b>500</b>	<b>-</b>	<b>-</b>	<b>-</b>	<b>20,654</b>
Unsecured Funding:	LTD Actuals	2023 Revised	2024	2025	2026	2027	2028	2029	Total
To Be Determined	-	-	-	-	-	513	513	513	1,538
<b>Total:</b>	<b>-</b>	<b>-</b>	<b>-</b>	<b>-</b>	<b>-</b>	<b>513</b>	<b>513</b>	<b>513</b>	<b>1,538</b>

**O&M Impacts:** This is a capital maintenance project that reduces the need for O&M by improving asset condition.

\* Funds are appropriated through the Adopted Budget at the Budget Summary Level. All Amounts shown above are in thousands of dollars

**Bridge Seismic - Phase III**

<b>Project No:</b>	MC-TR-C008	<b>BSL Code:</b>	BC-TR-19001
<b>Project Type:</b>	Ongoing	<b>BSL Name:</b>	Major Maintenance/Replacement
<b>Project Category:</b>	Rehabilitation or Restoration	<b>Location:</b>	Citywide
<b>Current Project Stage:</b>	N/A	<b>Council District:</b>	Multiple
<b>Start/End Date:</b>	N/A	<b>Neighborhood District:</b>	Multiple
<b>Total Project Cost:</b>	N/A	<b>Urban Village:</b>	Multiple

The program prioritizes and implements seismic retrofits to bridges based on seismic vulnerability. Concept level analysis and evaluation is performed to develop a retrofit strategy and cost estimate. As funding allows, retrofit design and construction phases are implemented. If full funding is not available, seismic retrofits are scaled to the appropriate funding level that would still provide improvements in the bridge structure's seismic resiliency. As part of the evaluation process a cost-benefit assessment is made to determine if replacing the structure is a more appropriate course of action than retrofitting the structure. 16 bridges, 11 which are fully funded through construction and 5 to a concept design level, are part of the current phase of the program which is funded by the Levy to Move Seattle.

<b>Resources</b>	<b>LTD Actuals</b>	<b>2023 Revised</b>	<b>2024</b>	<b>2025</b>	<b>2026</b>	<b>2027</b>	<b>2028</b>	<b>2029</b>	<b>Total</b>
Commercial Parking Tax	-	-	-	-	-	-	-	-	-
Federal Grant Funds	4,630	6,801	3,000	-	-	-	-	-	14,431
LTGO Bond Proceeds	525	-	-	-	-	-	-	-	525
Real Estate Excise Tax II	-	130	-	-	-	-	-	-	130
State Grant Funds	233	104	-	-	-	-	-	-	336
Street Vacations - SVF	664	380	250	-	-	-	-	-	1,294
Transportation Funding Package - Lid Lift	97	-	-	-	-	-	-	-	97
Transportation Move Seattle Levy - Lid Lift	22,531	22,016	22,766	-	-	-	-	-	67,313
<b>Total:</b>	<b>28,679</b>	<b>29,431</b>	<b>26,016</b>	<b>-</b>	<b>-</b>	<b>-</b>	<b>-</b>	<b>-</b>	<b>84,126</b>
<b>Fund Appropriations / Allocations *</b>	<b>LTD Actuals</b>	<b>2023 Revised</b>	<b>2024</b>	<b>2025</b>	<b>2026</b>	<b>2027</b>	<b>2028</b>	<b>2029</b>	<b>Total</b>
2011 Multipurpose LTGO Bond Fund	525	-	-	-	-	-	-	-	525
Bridging The Gap Levy Fund	97	-	-	-	-	-	-	-	97
Move Seattle Levy Fund	22,539	22,008	22,766	-	-	-	-	-	67,313
REET II Capital Fund	-	130	-	-	-	-	-	-	130
Transportation Fund	5,518	7,293	3,250	-	-	-	-	-	16,061
<b>Total:</b>	<b>28,679</b>	<b>29,431</b>	<b>26,016</b>	<b>-</b>	<b>-</b>	<b>-</b>	<b>-</b>	<b>-</b>	<b>84,126</b>
<b>Unsecured Funding:</b>	<b>LTD Actuals</b>	<b>2023 Revised</b>	<b>2024</b>	<b>2025</b>	<b>2026</b>	<b>2027</b>	<b>2028</b>	<b>2029</b>	<b>Total</b>
To Be Determined	-	-	-	5,952	6,130	6,283	6,440	6,440	31,246
<b>Total:</b>	<b>-</b>	<b>-</b>	<b>-</b>	<b>5,952</b>	<b>6,130</b>	<b>6,283</b>	<b>6,440</b>	<b>6,440</b>	<b>31,246</b>

**Unsecured Funding Strategy:** The program prioritizes and implements seismic retrofits to bridges based on seismic vulnerability. Conceptual analysis and evaluation is performed to develop a retrofit strategy and cost estimate. As funding allows, retrofit design and construction phases are implemented. If full funding is not available, seismic retrofits are scaled to the appropriate funding level that still provide improvements in the bridge structure's seismic resiliency. As part of the evaluation process, a cost-benefit assessment is made to determine if replacing the structure is a more appropriate course of action than retrofitting the structure. 16 bridges, of which 11 are fully funded through construction and 5 to a concept design level, are part of the current phase of the program which is funded by the Levy to Move Seattle.

**O&M Impacts:** Not applicable - does not create new assets.

\* Funds are appropriated through the Adopted Budget at the Budget Summary Level. All Amounts shown above are in thousands of dollars

**BRT Concepts Design**

<b>Project No:</b>	MC-TR-C010	<b>BSL Code:</b>	BC-TR-19003
<b>Project Type:</b>	Discrete	<b>BSL Name:</b>	Mobility-Capital
<b>Project Category:</b>	Improved Facility	<b>Location:</b>	Citywide
<b>Current Project Stage:</b>	Stage 5 - Construction	<b>Council District:</b>	Multiple
<b>Start/End Date:</b>	2016 - 2024	<b>Neighborhood District:</b>	Multiple
<b>Total Project Cost:</b>	\$2,441	<b>Urban Village:</b>	Multiple

This project will advance the program planning and concept designs for Seattle's RapidRide and Transit-Plus Multimodal Corridor Expansion program. In order to deliver the corridor improvements, this work includes assessment and development of corridor design, detailed line and network ridership forecasting, capital cost estimates, traffic and environmental analysis, modal integration, and funding plans.

<b>Resources</b>	<b>LTD Actuals</b>	<b>2023 Revised</b>	<b>2024</b>	<b>2025</b>	<b>2026</b>	<b>2027</b>	<b>2028</b>	<b>2029</b>	<b>Total</b>
Transportation Move Seattle Levy - Lid Lift	2,004	36	-	-	-	-	-	-	2,041
Vehicle License Fees \$60 & 0.1% Sales Tax	-	400	-	-	-	-	-	-	400
<b>Total:</b>	<b>2,004</b>	<b>436</b>	<b>-</b>	<b>-</b>	<b>-</b>	<b>-</b>	<b>-</b>	<b>-</b>	<b>2,441</b>
<b>Fund Appropriations / Allocations *</b>	<b>LTD Actuals</b>	<b>2023 Revised</b>	<b>2024</b>	<b>2025</b>	<b>2026</b>	<b>2027</b>	<b>2028</b>	<b>2029</b>	<b>Total</b>
Move Seattle Levy Fund	2,004	36	-	-	-	-	-	-	2,041
Transportation Benefit District Fund	-	400	-	-	-	-	-	-	400
<b>Total:</b>	<b>2,004</b>	<b>436</b>	<b>-</b>	<b>-</b>	<b>-</b>	<b>-</b>	<b>-</b>	<b>-</b>	<b>2,441</b>

**O&M Impacts:** Not applicable - does not create new assets.

\* Funds are appropriated through the Adopted Budget at the Budget Summary Level. All Amounts shown above are in thousands of dollars

**Burke-Gilman Trail Extension**

<b>Project No:</b>	MC-TR-C044	<b>BSL Code:</b>	BC-TR-19003
<b>Project Type:</b>	Discrete	<b>BSL Name:</b>	Mobility-Capital
<b>Project Category:</b>	New Facility	<b>Location:</b>	Various
<b>Current Project Stage:</b>	Stage 3 - Design	<b>Council District:</b>	Council District 6
<b>Start/End Date:</b>	1995 - 2025	<b>Neighborhood District:</b>	Ballard
<b>Total Project Cost:</b>	\$40,072	<b>Urban Village:</b>	Ballard

This project extends the Burke-Gilman Trail from its current terminus at Eighth Avenue NW to Golden Gardens Park. The segment from Eighth Avenue NW to 11th Avenue NW was constructed in 2001. The Ballard Locks to NW 60th Street segment was constructed in 2005. The NW 60th Street to Golden Gardens segment was constructed in 2008. The "Missing Link" segment from 11th Avenue NW to the Ballard Locks was planned for construction in 2011 and 2012 but has been delayed due to ongoing litigation.

Resources	LTD Actuals	2023 Revised	2024	2025	2026	2027	2028	2029	Total
City Light Fund Revenues	1,694	256	-	-	-	-	-	-	1,950
Commercial Parking Tax	701	-	-	-	-	-	-	-	701
Drainage and Wastewater Rates	422	-	-	-	-	-	-	-	422
Federal Grant Funds	4,938	-	-	-	-	-	-	-	4,938
General Fund	672	-	-	-	-	-	-	-	672
King County Funds	2,676	-	-	-	-	-	-	-	2,676
King County Voter-Approved Levy	635	-	-	-	-	-	-	-	635
LTGO Bond Proceeds	1,118	-	-	-	-	-	-	-	1,118
Private Funding - Utilities	-	-	-	-	-	-	-	-	-
Private Funding/Donations	1,079	234	-	-	-	-	-	-	1,312
Property Sales and Interest Earnings	24	(24)	-	-	-	-	-	-	-
Real Estate Excise Tax II	1,723	2,872	-	-	-	-	-	-	4,595
State Gas Taxes - City Street Fund	918	-	-	-	-	-	-	-	918
Street Vacations - SVF	1,194	156	-	-	-	-	-	-	1,350
Surplus Property Sales	1,338	61	-	-	-	-	-	-	1,399
Trail and Open Space Levy	4,270	-	-	-	-	-	-	-	4,270
Transportation Funding Package - Business Transportation Tax	458	-	-	-	-	-	-	-	458
Transportation Funding Package - Lid Lift	2,548	-	-	-	-	-	-	-	2,548
Transportation Move Seattle Levy - Lid Lift	6,019	2,178	-	-	-	-	-	-	8,197
Vehicle Licensing Fees	1,643	-	-	-	-	-	-	-	1,643
Water Rates	241	-	-	-	-	-	-	-	241
<b>Total:</b>	<b>34,311</b>	<b>5,733</b>	-	-	-	-	-	-	<b>40,044</b>
Fund Appropriations / Allocations *	LTD Actuals	2023 Revised	2024	2025	2026	2027	2028	2029	Total
2000 Parks Levy Fund	673	-	-	-	-	-	-	-	673
2008 Parks Levy Fund	3,597	-	-	-	-	-	-	-	3,597
2009 Multipurpose LTGO Bond Fund	734	-	-	-	-	-	-	-	734
Bridging The Gap Levy Fund	2,548	-	-	-	-	-	-	-	2,548
General Fund	672	-	-	-	-	-	-	-	672
Move Seattle Levy Fund	6,019	2,178	-	-	-	-	-	-	8,197
REET II Capital Fund	1,723	2,872	-	-	-	-	-	-	4,595
Transportation Benefit District Fund	1,643	-	-	-	-	-	-	-	1,643

\* Funds are appropriated through the Adopted Budget at the Budget Summary Level. All Amounts shown above are in thousands of dollars

Transportation Bond Fund	384	-	-	-	-	-	-	-	384
Transportation Fund	15,682	683	-	-	-	-	-	-	16,365
Unrestricted Cumulative Reserve Fund	635	-	-	-	-	-	-	-	635
<b>Total:</b>	<b>34,311</b>	<b>5,733</b>	-	-	-	-	-	-	<b>40,044</b>

**O&M Impacts:** SDOT has individual project budgets for the maintenance of painted markings, signage, signals, bridges and roadway structures, urban forestry, and sidewalks and pavement; these budgets are constrained by the availability of transportation specific and general funds. The SDOT Asset Management website (<https://www.seattle.gov/transportation/about-sdot/asset-management>) provides unconstrained operational cost forecasting by asset type, typical lifecycle and average maintenance cost ranges.

\* Funds are appropriated through the Adopted Budget at the Budget Summary Level. All Amounts shown above are in thousands of dollars

### Center City Gateway and South Michigan Street Intelligent Transportation Systems (ITS)

<b>Project No:</b>	MC-TR-C012	<b>BSL Code:</b>	BC-TR-19003
<b>Project Type:</b>	Discrete	<b>BSL Name:</b>	Mobility-Capital
<b>Project Category:</b>	Improved Facility	<b>Location:</b>	S Spokane ST/Western Ave/E Marginal Way/Stewart
<b>Current Project Stage:</b>	Stage 5 - Construction	<b>Council District:</b>	Multiple
<b>Start/End Date:</b>	2015 - 2023	<b>Neighborhood District:</b>	Greater Duwamish
<b>Total Project Cost:</b>	\$16,647	<b>Urban Village:</b>	Not in an Urban Village

The project will install traffic cameras, upgraded signals, vehicle detection devices and fiber communication in the Center City Gateway ITS and South Michigan Street ITS projects. The project will also construct an ITS corridor along Denny Way between Western Ave and Stewart including traffic signal modifications and closed-circuit television cameras, a dynamic message sign and ADA compliant ramps. A robust and reliable Intelligent Transportation System ensures that all modes of transportation can move through the City in a safe and sustainable manner.

Resources	LTD Actuals	2023 Revised	2024	2025	2026	2027	2028	2029	Total
Developer Mitigation	1,789	(400)	-	-	-	-	-	-	1,388
Federal Grant Funds	6,804	(1,571)	-	-	-	-	-	-	5,234
Interdepartmental Transfer	-	490	-	-	-	-	-	-	490
Miscellaneous Grants or Donations	-	-	-	-	-	-	-	-	-
Partnership Funds	55	1,765	-	-	-	-	-	-	1,820
Port of Seattle Funds	1,748	(1,748)	-	-	-	-	-	-	-
Street Vacations - SVF	1,291	8	-	-	-	-	-	-	1,300
Transportation Move Seattle Levy - Lid Lift	1,128	5,286	-	-	-	-	-	-	6,415
<b>Total:</b>	<b>12,816</b>	<b>3,831</b>	-	-	-	-	-	-	<b>16,647</b>
Fund Appropriations / Allocations *	LTD Actuals	2023 Revised	2024	2025	2026	2027	2028	2029	Total
Move Seattle Levy Fund	1,015	585	-	-	-	-	-	-	1,600
Transportation Fund	11,800	3,247	-	-	-	-	-	-	15,047
<b>Total:</b>	<b>12,816</b>	<b>3,831</b>	-	-	-	-	-	-	<b>16,647</b>

**O&M Impacts:** SDOT has individual project budgets for the maintenance of painted markings, signage, signals, bridges and roadway structures, urban forestry, and sidewalks and pavement; these budgets are constrained by the availability of transportation specific and general funds. The SDOT Asset Management website (<https://www.seattle.gov/transportation/about-sdot/asset-management>) provides unconstrained operational cost forecasting by asset type, typical lifecycle and average maintenance cost ranges.

\* Funds are appropriated through the Adopted Budget at the Budget Summary Level. All Amounts shown above are in thousands of dollars

**Culture Connector**

<b>Project No:</b>	MC-TR-C040	<b>BSL Code:</b>	BC-TR-19003
<b>Project Type:</b>	Discrete	<b>BSL Name:</b>	Mobility-Capital
<b>Project Category:</b>	New Facility	<b>Location:</b>	Various
<b>Current Project Stage:</b>	Stage 3 - Design	<b>Council District:</b>	Council District 7
<b>Start/End Date:</b>		<b>Neighborhood District:</b>	Multiple
<b>Total Project Cost:</b>	\$237,085	<b>Urban Village:</b>	Multiple

The Culture Connector (formerly the Center City Connector) is a 1.27-mile segment of the Seattle Streetcar that will link the South Lake Union and First Hill Streetcar lines, creating a system that will connect over a dozen Seattle neighborhoods in Seattle's Center City. The project includes procurement of up to ten additional streetcars and design and construction of track and guideway; station shelters and platforms; overhead contact system; traction power substation; storage facility expansion; roadway and drainage; ADA curb ramps; curb space management; and urban streetscape. The project was put on indefinite pause in July 2020 in response to Citywide budget shortfalls caused by Covid-19.

Resources	LTD Actuals	2023 Revised	2024	2025	2026	2027	2028	2029	Total
City Light Fund Revenues	805	4,447	-	-	-	-	-	-	5,251
Commercial Parking Tax	784	(284)	-	-	-	-	-	-	500
Drainage and Wastewater Rates	2,393	1,179	-	16,085	-	-	-	-	19,656
Federal Grant Funds	13,720	(2,164)	-	65,710	-	-	-	-	77,266
Interfund Loan	412	588	-	-	-	-	-	-	1,000
LTGO Bond Proceeds	4,701	-	-	-	-	-	-	-	4,701
Street Vacations - CRSU	1,500	-	-	-	-	-	-	-	1,500
Street Vacations - SVF	100	-	-	-	-	-	-	-	100
Surplus Property Sales	2,450	-	-	-	-	-	-	-	2,450
Transportation Funding Package - Lid Lift	1,375	-	-	-	-	-	-	-	1,375
Transportation Network Company Revenue	54	250	-	-	-	-	-	-	304
Vehicle Licensing Fees	3,968	805	-	-	-	-	-	-	4,773
Water Rates	13,694	(483)	-	10,900	-	-	-	-	24,111
<b>Total:</b>	<b>45,957</b>	<b>4,337</b>	<b>-</b>	<b>92,695</b>	<b>-</b>	<b>-</b>	<b>-</b>	<b>-</b>	<b>142,989</b>
Fund Appropriations / Allocations *	LTD Actuals	2023 Revised	2024	2025	2026	2027	2028	2029	Total
2017 Multipurpose LTGO Bond Fund	4,701	-	-	-	-	-	-	-	4,701
Bridging The Gap Levy Fund	1,375	-	-	-	-	-	-	-	1,375
General Fund	54	250	-	-	-	-	-	-	304
Transportation Benefit District Fund	3,968	805	-	-	-	-	-	-	4,773
Transportation Fund	34,358	3,282	-	92,695	-	-	-	-	130,335
Unrestricted Cumulative Reserve Fund	1,500	-	-	-	-	-	-	-	1,500
<b>Total:</b>	<b>45,957</b>	<b>4,337</b>	<b>-</b>	<b>92,695</b>	<b>-</b>	<b>-</b>	<b>-</b>	<b>-</b>	<b>142,989</b>
Unsecured Funding:	LTD Actuals	2023 Revised	2024	2025	2026	2027	2028	2029	Total
To Be Determined	-	-	-	61,806	31,000	-	-	-	92,806
<b>Total:</b>	<b>-</b>	<b>-</b>	<b>-</b>	<b>61,806</b>	<b>31,000</b>	<b>-</b>	<b>-</b>	<b>-</b>	<b>92,806</b>

**Unsecured Funding Strategy:** SDOT will continue to work with the Mayor's office and City Council to determine the future of the project.

**O&M Impacts:** The Culture Connector would combine the two existing lines into a single Streetcar network. SDOT is currently working in collaboration with King County Metro on an operation plan for a single line. We expect to have an estimate of annual operating costs when the Center City Connector project reaches 30% design.

\* Funds are appropriated through the Adopted Budget at the Budget Summary Level. All Amounts shown above are in thousands of dollars



**Debt Service - REET II**

<b>Project No:</b>	MO-TR-D006	<b>BSL Code:</b>	BO-TR-18002
<b>Project Type:</b>	Debt Service	<b>BSL Name:</b>	General Expense
<b>Project Category:</b>	Rehabilitation or Restoration	<b>Location:</b>	N/A
<b>Current Project Stage:</b>	N/A	<b>Council District:</b>	Not Applicable
<b>Start/End Date:</b>	N/A	<b>Neighborhood District:</b>	Not in a Neighborhood District
<b>Total Project Cost:</b>		<b>Urban Village:</b>	Not in an Urban Village

The project funds REET debt service for portions of the following projects: Alaskan Way Viaduct/Seawall (MC-TR-C006), Alaskan Way Main Corridor (MC-TR-C072), West Seattle Bridge Immediate Response (MC-TR-C110), and Fremont Bridge Approaches (TC365790, no new Project ID because project completed prior to 2018).

<b>Resources</b>	<b>LTD Actuals</b>	<b>2023 Revised</b>	<b>2024</b>	<b>2025</b>	<b>2026</b>	<b>2027</b>	<b>2028</b>	<b>2029</b>	<b>Total</b>
Real Estate Excise Tax II	17,779	8,423	10,180	8,232	7,793	7,426	7,434	7,433	74,701
<b>Total:</b>	<b>17,779</b>	<b>8,423</b>	<b>10,180</b>	<b>8,232</b>	<b>7,793</b>	<b>7,426</b>	<b>7,434</b>	<b>7,433</b>	<b>74,701</b>
<b>Fund Appropriations / Allocations *</b>	<b>LTD Actuals</b>	<b>2023 Revised</b>	<b>2024</b>	<b>2025</b>	<b>2026</b>	<b>2027</b>	<b>2028</b>	<b>2029</b>	<b>Total</b>
REET II Capital Fund	17,779	8,423	10,180	8,232	7,793	7,426	7,434	7,433	74,701
<b>Total:</b>	<b>17,779</b>	<b>8,423</b>	<b>10,180</b>	<b>8,232</b>	<b>7,793</b>	<b>7,426</b>	<b>7,434</b>	<b>7,433</b>	<b>74,701</b>

O&M Impacts: NA

\* Funds are appropriated through the Adopted Budget at the Budget Summary Level. All Amounts shown above are in thousands of dollars

## Delridge Way SW - RapidRide H Line

<b>Project No:</b>	MC-TR-C042	<b>BSL Code:</b>	BC-TR-19003
<b>Project Type:</b>	Discrete	<b>BSL Name:</b>	Mobility-Capital
<b>Project Category:</b>	Improved Facility	<b>Location:</b>	Delridge AVE
<b>Current Project Stage:</b>	Stage 6 - Closeout	<b>Council District:</b>	Council District 1
<b>Start/End Date:</b>	2016 - 2023	<b>Neighborhood District:</b>	Delridge
<b>Total Project Cost:</b>	\$57,346	<b>Urban Village:</b>	Not in an Urban Village

This project improves pavement conditions, enhances safety, and improves traffic operation for all modes. The project will add transit lanes and improve transit speed and reliability. It includes protected bike lanes, sidewalk improvements, and amenities for walkers and transit riders along the corridor. It will streamline traffic operations and improve Multimodal connections between transit, freight, pedestrians and general-purpose vehicles. The project is also a partnership between SDOT, SPU and SCL to upgrade utilities along the corridor in conjunction with the transportation work.

Resources	LTD Actuals	2023 Revised	2024	2025	2026	2027	2028	2029	Total
City Light Fund Revenues	11,240	4,057	-	-	-	-	-	-	15,297
Drainage and Wastewater Rates	7,460	(2,509)	-	-	-	-	-	-	4,951
King County Funds	9,984	4,016	-	-	-	-	-	-	14,000
State Grant Funds	10,799	(300)	-	-	-	-	-	-	10,498
Transportation Move Seattle Levy - Lid Lift	6,177	3,322	-	-	-	-	-	-	9,499
Vehicle Licensing Fees	141	158	-	-	-	-	-	-	300
Water Rates	6,042	(3,240)	-	-	-	-	-	-	2,802
<b>Total:</b>	<b>51,843</b>	<b>5,504</b>	-	-	-	-	-	-	<b>57,347</b>
Fund Appropriations / Allocations *	LTD Actuals	2023 Revised	2024	2025	2026	2027	2028	2029	Total
Move Seattle Levy Fund	6,146	3,353	-	-	-	-	-	-	9,499
Transportation Benefit District Fund	141	158	-	-	-	-	-	-	300
Transportation Fund	45,556	1,993	-	-	-	-	-	-	47,548
<b>Total:</b>	<b>51,843</b>	<b>5,504</b>	-	-	-	-	-	-	<b>57,347</b>

**O&M Impacts:** SDOT has individual project budgets for the maintenance of painted markings, signage, signals, bridges and roadway structures, urban forestry, and sidewalks and pavement; these budgets are constrained by the availability of transportation specific and general funds. The SDOT Asset Management website (<https://www.seattle.gov/transportation/about-sdot/asset-management>) provides unconstrained operational cost forecasting by asset type, typical lifecycle and average maintenance cost ranges.

\* Funds are appropriated through the Adopted Budget at the Budget Summary Level. All Amounts shown above are in thousands of dollars

### Fauntleroy Way SW Boulevard

<b>Project No:</b>	MC-TR-C046	<b>BSL Code:</b>	BC-TR-19003
<b>Project Type:</b>	Discrete	<b>BSL Name:</b>	Mobility-Capital
<b>Project Category:</b>	Improved Facility	<b>Location:</b>	Fauntleroy WAY SW/35th AVE SW/SW Alaska ST
<b>Current Project Stage:</b>	Stage 3 - Design	<b>Council District:</b>	Council District 1
<b>Start/End Date:</b>		<b>Neighborhood District:</b>	Southwest
<b>Total Project Cost:</b>	\$2,927	<b>Urban Village:</b>	West Seattle Junction

This project transforms Fauntleroy Way SW into a boulevard. The project elements include: a planted median, signature lighting fixtures, a protected bicycle facility, a pedestrian zone with sidewalks and planting areas including street trees, pedestrian lighting, potential stormwater infrastructure and art, as well as safety improvements for crossing movements for all modes. These safety improvements include bicycle and pedestrian crossings, signals, reconfigured intersections and bulbs, and pavement improvements. This project is on-hold pending Sound Transit decision on the West Seattle Extension alignment and does not have an expected Completion Date as a result.

Resources	LTD Actuals	2023 Revised	2024	2025	2026	2027	2028	2029	Total
Commercial Parking Tax	192	-	-	-	-	-	-	-	192
Real Estate Excise Tax I	71	-	-	-	-	-	-	-	71
Real Estate Excise Tax II	1,433	-	-	-	-	-	-	-	1,433
Rubble Yard Proceeds	250	-	-	-	-	-	-	-	250
Transportation Move Seattle Levy - Lid Lift	981	-	-	-	-	-	-	-	981
<b>Total:</b>	<b>2,927</b>	-	-	-	-	-	-	-	<b>2,927</b>
Fund Appropriations / Allocations *	LTD Actuals	2023 Revised	2024	2025	2026	2027	2028	2029	Total
Move Seattle Levy Fund	981	-	-	-	-	-	-	-	981
REET I Capital Fund	71	-	-	-	-	-	-	-	71
REET II Capital Fund	1,433	-	-	-	-	-	-	-	1,433
Transportation Fund	442	-	-	-	-	-	-	-	442
<b>Total:</b>	<b>2,927</b>	-	-	-	-	-	-	-	<b>2,927</b>

**O&M Impacts:** Not applicable - project is on hold.

\* Funds are appropriated through the Adopted Budget at the Budget Summary Level. All Amounts shown above are in thousands of dollars

### First Hill Streetcar Replacement and Repair

<b>Project No:</b>	MC-TR-C117	<b>BSL Code:</b>	BC-TR-19001
<b>Project Type:</b>	Ongoing	<b>BSL Name:</b>	Major Maintenance/Replacement
<b>Project Category:</b>	Rehabilitation or Restoration	<b>Location:</b>	
<b>Current Project Stage:</b>	N/A	<b>Council District:</b>	Multiple
<b>Start/End Date:</b>	N/A	<b>Neighborhood District:</b>	Multiple
<b>Total Project Cost:</b>	N/A	<b>Urban Village:</b>	Multiple

This program funds ongoing major maintenance, repairs, preservation, and technological upgrades for the First Hill Streetcar infrastructure, including vehicle, rail, and platform improvements.

Resources	LTD Actuals	2023 Revised	2024	2025	2026	2027	2028	2029	Total
Sound Transit Funds	73	877	-	-	-	-	-	-	950
<b>Total:</b>	<b>73</b>	<b>877</b>	<b>-</b>	<b>-</b>	<b>-</b>	<b>-</b>	<b>-</b>	<b>-</b>	<b>950</b>
Fund Appropriations / Allocations *	LTD Actuals	2023 Revised	2024	2025	2026	2027	2028	2029	Total
Seattle Streetcar Operations	73	877	-	-	-	-	-	-	950
<b>Total:</b>	<b>73</b>	<b>877</b>	<b>-</b>	<b>-</b>	<b>-</b>	<b>-</b>	<b>-</b>	<b>-</b>	<b>950</b>

**O&M Impacts:**

\* Funds are appropriated through the Adopted Budget at the Budget Summary Level. All Amounts shown above are in thousands of dollars

### Fortson Square Redesign Implementation

<b>Project No:</b>	MC-TR-C104	<b>BSL Code:</b>	BC-TR-19003
<b>Project Type:</b>	Discrete	<b>BSL Name:</b>	Mobility-Capital
<b>Project Category:</b>	Improved Facility	<b>Location:</b>	Yesler Way and 2nd Ave Ext S
<b>Current Project Stage:</b>	Stage 3 - Design	<b>Council District:</b>	Council District 7
<b>Start/End Date:</b>	2020 - 2024	<b>Neighborhood District:</b>	Downtown
<b>Total Project Cost:</b>	\$1,356	<b>Urban Village:</b>	Downtown

This project reconstructs Fortson Square to promote more public use of the right-of-way at this public plaza. The project would be coordinated with the adjoining Chief Seattle Club renovation.

Resources	LTD Actuals	2023 Revised	2024	2025	2026	2027	2028	2029	Total
General Fund	4	(8)	-	-	-	-	-	-	(4)
Internal Service Fees and Allocations, Outside Funding Partners	(4)	4	-	-	-	-	-	-	-
Real Estate Excise Tax I	5	245	-	-	-	-	-	-	250
Real Estate Excise Tax II	688	108	-	-	-	-	-	-	796
Transportation Network Company Revenue	-	8	-	-	-	-	-	-	8
<b>Total:</b>	<b>693</b>	<b>357</b>	<b>-</b>	<b>-</b>	<b>-</b>	<b>-</b>	<b>-</b>	<b>-</b>	<b>1,050</b>
Fund Appropriations / Allocations *	LTD Actuals	2023 Revised	2024	2025	2026	2027	2028	2029	Total
General Fund	4	-	-	-	-	-	-	-	4
REET I Capital Fund	5	245	-	-	-	-	-	-	250
REET II Capital Fund	684	112	-	-	-	-	-	-	796
<b>Total:</b>	<b>693</b>	<b>357</b>	<b>-</b>	<b>-</b>	<b>-</b>	<b>-</b>	<b>-</b>	<b>-</b>	<b>1,050</b>

**O&M Impacts:**

\* Funds are appropriated through the Adopted Budget at the Budget Summary Level. All Amounts shown above are in thousands of dollars

## Freight Spot Improvement Program

<b>Project No:</b>	MC-TR-C047	<b>BSL Code:</b>	BC-TR-19003
<b>Project Type:</b>	Ongoing	<b>BSL Name:</b>	Mobility-Capital
<b>Project Category:</b>	Improved Facility	<b>Location:</b>	Citywide
<b>Current Project Stage:</b>	N/A	<b>Council District:</b>	Multiple
<b>Start/End Date:</b>	N/A	<b>Neighborhood District:</b>	Multiple
<b>Total Project Cost:</b>	N/A	<b>Urban Village:</b>	Multiple

This project includes small scale mobility improvements to the City's street system to improve connections between port facilities, railroad intermodal yards, industrial businesses, the regional highway system, and the first and last miles in the supply chain. Project types include turning radius adjustments, channelization changes, left-turn improvements, and signage to direct freight to destinations and alert drivers to steep grades or sharp turns.

<b>Resources</b>	<b>LTD Actuals</b>	<b>2023 Revised</b>	<b>2024</b>	<b>2025</b>	<b>2026</b>	<b>2027</b>	<b>2028</b>	<b>2029</b>	<b>Total</b>
Federal Grant Funds	-	8	1,300	692	-	-	-	-	2,000
General Fund	-	-	-	-	-	-	-	-	-
Interdepartmental Transfer	-	(1)	-	-	-	-	-	-	(1)
Partnership Funds	-	38	-	-	-	-	-	-	38
Port of Seattle Funds	1,874	6,075	-	-	-	-	-	-	7,949
Real Estate Excise Tax II	127	-	-	-	-	-	-	-	127
Rubble Yard Proceeds	892	-	-	-	-	-	-	-	892
Seattle Voter-Approved Levy	514	-	-	-	-	-	-	-	514
Sound Transit Funds	-	80	-	-	-	-	-	-	80
State Gas Taxes - City Street Fund	1,505	(3)	-	-	-	-	-	-	1,502
State Grant Funds	11	2	300	98	-	-	-	-	411
Street Vacations - SVF	233	23	-	-	-	-	-	-	256
Transportation Move Seattle Levy - Lid Lift	7,986	3,332	1,514	-	-	-	-	-	12,832
Transportation Network Company Revenue	122	-	-	-	-	-	-	-	122
<b>Total:</b>	<b>13,265</b>	<b>9,553</b>	<b>3,114</b>	<b>790</b>	<b>-</b>	<b>-</b>	<b>-</b>	<b>-</b>	<b>26,722</b>
<b>Fund Appropriations / Allocations *</b>	<b>LTD Actuals</b>	<b>2023 Revised</b>	<b>2024</b>	<b>2025</b>	<b>2026</b>	<b>2027</b>	<b>2028</b>	<b>2029</b>	<b>Total</b>
General Fund	122	-	-	-	-	-	-	-	122
Move Seattle Levy Fund	8,500	3,332	1,514	-	-	-	-	-	13,346
REET II Capital Fund	127	-	-	-	-	-	-	-	127
Transportation Fund	4,516	6,221	1,600	790	-	-	-	-	13,127
<b>Total:</b>	<b>13,265</b>	<b>9,553</b>	<b>3,114</b>	<b>790</b>	<b>-</b>	<b>-</b>	<b>-</b>	<b>-</b>	<b>26,722</b>
<b>Unsecured Funding:</b>	<b>LTD Actuals</b>	<b>2023 Revised</b>	<b>2024</b>	<b>2025</b>	<b>2026</b>	<b>2027</b>	<b>2028</b>	<b>2029</b>	<b>Total</b>
To Be Determined	-	-	-	1,500	1,622	1,663	1,500	1,500	7,785
<b>Total:</b>	<b>-</b>	<b>-</b>	<b>-</b>	<b>1,500</b>	<b>1,622</b>	<b>1,663</b>	<b>1,500</b>	<b>1,500</b>	<b>7,785</b>

**Unsecured Funding Strategy:** Funding for this program beyond 2024 is dependent upon a future voter approved levy.

**O&M Impacts:** This is a capital maintenance project that reduces the need for O&M by improving asset condition.

\* Funds are appropriated through the Adopted Budget at the Budget Summary Level. All Amounts shown above are in thousands of dollars

## Georgetown to South Park Trail

<b>Project No:</b>	MC-TR-C096	<b>BSL Code:</b>	BC-TR-19003
<b>Project Type:</b>	Discrete	<b>BSL Name:</b>	Mobility-Capital
<b>Project Category:</b>	New Facility	<b>Location:</b>	Various
<b>Current Project Stage:</b>	Stage 3 - Design	<b>Council District:</b>	Multiple
<b>Start/End Date:</b>	2018 - 2023	<b>Neighborhood District:</b>	Greater Duwamish
<b>Total Project Cost:</b>	\$9,100	<b>Urban Village:</b>	South Park

This project will create a walkable, bikeable path uniting the Georgetown and South Park neighborhoods. The path will enhance walkability between Georgetown and South Park's historic Main Streets. Funding covers preliminary engineering, design, and outreach.

Resources	LTD Actuals	2023 Revised	2024	2025	2026	2027	2028	2029	Total
City Light Fund Revenues	-	1,523	-	-	-	-	-	-	1,523
Commercial Parking Tax	600	-	-	-	-	-	-	-	600
Federal Grant Funds	-	1,500	-	-	-	-	-	-	1,500
Real Estate Excise Tax I	1,169	1,031	-	-	-	-	-	-	2,200
Real Estate Excise Tax II	-	3,000	-	-	-	-	-	-	3,000
<b>Total:</b>	<b>1,769</b>	<b>7,054</b>	-	-	-	-	-	-	<b>8,823</b>
Fund Appropriations / Allocations *	LTD Actuals	2023 Revised	2024	2025	2026	2027	2028	2029	Total
REET I Capital Fund	1,169	1,031	-	-	-	-	-	-	2,200
REET II Capital Fund	-	3,000	-	-	-	-	-	-	3,000
Transportation Fund	600	3,023	-	-	-	-	-	-	3,623
<b>Total:</b>	<b>1,769</b>	<b>7,054</b>	-	-	-	-	-	-	<b>8,823</b>
Unsecured Funding:	LTD Actuals	2023 Revised	2024	2025	2026	2027	2028	2029	Total
To Be Determined	-	-	-	1,800	-	-	-	-	1,800
<b>Total:</b>	-	-	-	<b>1,800</b>	-	-	-	-	<b>1,800</b>

**Unsecured Funding Strategy:** Current funding provides for preliminary engineering, design and outreach. SDOT will evaluate the project for future funding opportunities following the preliminary planning and design phase.

**O&M Impacts:** SDOT has individual project budgets for the maintenance of painted markings, signage, signals, bridges and roadway structures, urban forestry, and sidewalks and pavement; these budgets are constrained by the availability of transportation specific and general funds. The SDOT Asset Management website (<https://www.seattle.gov/transportation/about-sdot/asset-management>) provides unconstrained operational cost forecasting by asset type, typical lifecycle and average maintenance cost ranges.

**Graham Street Station**

<b>Project No:</b>	MC-TR-C082	<b>BSL Code:</b>	BC-TR-19003
<b>Project Type:</b>	Discrete	<b>BSL Name:</b>	Mobility-Capital
<b>Project Category:</b>	Improved Facility	<b>Location:</b>	MLK between Graham and Morgan
<b>Current Project Stage:</b>	Stage 2 - Initiation, Project Definition, & Planning	<b>Council District:</b>	Council District 2
<b>Start/End Date:</b>		<b>Neighborhood District:</b>	Southeast
<b>Total Project Cost:</b>	\$10,000	<b>Urban Village:</b>	Columbia City

This project funds the City's portion of an infill light rail station on the Sound Transit Central Link line near Martin Luther King Jr. Way South at South Graham Street, between the existing Columbia City and Othello Stations. The station would be in the northern portion of the MLK at Holly St Residential Urban Village. Funding from the Move Seattle Levy package is used to leverage a future partnership with Sound Transit.

<b>Resources</b>	<b>LTD Actuals</b>	<b>2023 Revised</b>	<b>2024</b>	<b>2025</b>	<b>2026</b>	<b>2027</b>	<b>2028</b>	<b>2029</b>	<b>Total</b>
Transportation Move Seattle Levy - Lid Lift	-	5	-	-	-	-	-	-	5
<b>Total:</b>	-	5	-	-	-	-	-	-	5
<b>Fund Appropriations / Allocations *</b>	<b>LTD Actuals</b>	<b>2023 Revised</b>	<b>2024</b>	<b>2025</b>	<b>2026</b>	<b>2027</b>	<b>2028</b>	<b>2029</b>	<b>Total</b>
Move Seattle Levy Fund	-	5	-	-	-	-	-	-	5
<b>Total:</b>	-	5	-	-	-	-	-	-	5
<b>Unsecured Funding:</b>	<b>LTD Actuals</b>	<b>2023 Revised</b>	<b>2024</b>	<b>2025</b>	<b>2026</b>	<b>2027</b>	<b>2028</b>	<b>2029</b>	<b>Total</b>
To Be Determined	-	-	-	9,995	-	-	-	-	9,995
<b>Total:</b>	-	-	-	9,995	-	-	-	-	9,995

**O&M Impacts:** This project provides SDOT support to Sound Transit, who will own the light rail asset. SDOT has individual project budgets for the maintenance of painted markings, signage, signals, bridges and roadway structures, urban forestry, and sidewalks and pavement; these budgets are constrained by the availability of transportation specific and general funds. The SDOT Asset Management website (<https://www.seattle.gov/transportation/about-sdot/asset-management>) provides unconstrained operational cost forecasting by asset type, typical lifecycle and average maintenance cost ranges.

\* Funds are appropriated through the Adopted Budget at the Budget Summary Level. All Amounts shown above are in thousands of dollars



**Harrison St Transit Corridor**

<b>Project No:</b>	MC-TR-C119	<b>BSL Code:</b>	BC-TR-19003
<b>Project Type:</b>	Discrete	<b>BSL Name:</b>	Mobility-Capital
<b>Project Category:</b>	Improved Facility	<b>Location:</b>	Harrison St between Fairview Ave and 5th Ave
<b>Current Project Stage:</b>	Stage 1 - Pre-Project Development	<b>Council District:</b>	Council District 7
<b>Start/End Date:</b>	2023 - 2028	<b>Neighborhood District:</b>	Lake Union
<b>Total Project Cost Range:</b>	- - -	<b>Urban Village:</b>	South Lake Union

Rebuild Harrison St and improve connecting transit corridors to serve high-frequency bus routes and significantly increased pedestrian activity. Primary project elements include roadway upgrades such as repaving and rechannelization, traffic signal upgrades and transit signal priority, transit stops, real-time information signage for transit, trolleywire infrastructure, and enhanced pedestrian realm improvements.

<b>Resources</b>	<b>LTD Actuals</b>	<b>2023 Revised</b>	<b>2024</b>	<b>2025</b>	<b>2026</b>	<b>2027</b>	<b>2028</b>	<b>2029</b>	<b>Total</b>
Federal Grant Funds	-	4,200	-	-	-	-	-	-	4,200
Landscape Conservation & Local Infrastructure Program	-	500	500	-	-	-	-	-	1,000
Vehicle License Fees \$60 & 0.1% Sales Tax	-	500	-	-	-	-	-	-	500
<b>Total:</b>	-	<b>5,200</b>	<b>500</b>	-	-	-	-	-	<b>5,700</b>
<b>Fund Appropriations / Allocations *</b>	<b>LTD Actuals</b>	<b>2023 Revised</b>	<b>2024</b>	<b>2025</b>	<b>2026</b>	<b>2027</b>	<b>2028</b>	<b>2029</b>	<b>Total</b>
Transportation Benefit District Fund	-	500	-	-	-	-	-	-	500
Transportation Fund	-	4,700	500	-	-	-	-	-	5,200
<b>Total:</b>	-	<b>5,200</b>	<b>500</b>	-	-	-	-	-	<b>5,700</b>

**Financial Planning Strategy:** A combination of LCLIP, STM, and NODO local funding (\$3M) combined with \$4.2M of FHWA funding has been identified for the Design funding.

**O&M Impacts:**

\* Funds are appropriated through the Adopted Budget at the Budget Summary Level. All Amounts shown above are in thousands of dollars

### Hazard Mitigation Program - Areaways

<b>Project No:</b>	MC-TR-C035	<b>BSL Code:</b>	BC-TR-19001
<b>Project Type:</b>	Ongoing	<b>BSL Name:</b>	Major Maintenance/Replacement
<b>Project Category:</b>	Rehabilitation or Restoration	<b>Location:</b>	Various
<b>Current Project Stage:</b>	N/A	<b>Council District:</b>	Multiple
<b>Start/End Date:</b>	N/A	<b>Neighborhood District:</b>	Downtown
<b>Total Project Cost:</b>	N/A	<b>Urban Village:</b>	Pioneer Square

This ongoing asset preservation program funds ongoing inspection and repair/reconstruction of areaways to reduce risks to City facilities and the general public. Areaways are usable space, generally in the street right-of-way, constructed under sidewalks between the building foundation and street wall. Typical improvements include, but are not limited to, repairs to an existing areaway or filling an areaway in order to eliminate the asset. Current work focuses on safety improvements of historic areaways in Pioneer Square.

Resources	LTD Actuals	2023 Revised	2024	2025	2026	2027	2028	2029	Total
City Light Fund Revenues	19	-	-	-	-	-	-	-	19
Federal Grant Funds	862	203	-	-	-	-	-	-	1,065
General Fund	240	-	-	-	-	-	-	-	240
Interdepartmental Transfer	-	-	-	-	-	-	-	-	-
Private Funding/Donations	10	-	-	-	-	-	-	-	10
Real Estate Excise Tax II	6,127	1,932	404	343	240	246	252	252	9,796
State Gas Taxes - Arterial City Street Fund	-	-	-	-	-	-	-	-	-
State Gas Taxes - City Street Fund	216	116	-	63	-	-	-	-	395
State Grant Funds	144	147	-	-	-	-	-	-	291
Street Vacations - SVF	56	-	-	-	-	-	-	-	56
<b>Total:</b>	<b>7,674</b>	<b>2,398</b>	<b>404</b>	<b>406</b>	<b>240</b>	<b>246</b>	<b>252</b>	<b>252</b>	<b>11,872</b>
Fund Appropriations / Allocations *	LTD Actuals	2023 Revised	2024	2025	2026	2027	2028	2029	Total
General Fund	240	-	-	-	-	-	-	-	240
REET II Capital Fund	6,127	1,932	404	343	240	246	252	252	9,796
Transportation Fund	1,307	466	-	63	-	-	-	-	1,836
<b>Total:</b>	<b>7,674</b>	<b>2,398</b>	<b>404</b>	<b>406</b>	<b>240</b>	<b>246</b>	<b>252</b>	<b>252</b>	<b>11,872</b>

**O&M Impacts:** This is a capital maintenance project that reduces the need for O&M by improving asset condition.

\* Funds are appropriated through the Adopted Budget at the Budget Summary Level. All Amounts shown above are in thousands of dollars

**Hazard Mitigation Program - Landslide Mitigation Projects**

<b>Project No:</b>	MC-TR-C015	<b>BSL Code:</b>	BC-TR-19001
<b>Project Type:</b>	Ongoing	<b>BSL Name:</b>	Major Maintenance/Replacement
<b>Project Category:</b>	Rehabilitation or Restoration	<b>Location:</b>	Various
<b>Current Project Stage:</b>	N/A	<b>Council District:</b>	Multiple
<b>Start/End Date:</b>	N/A	<b>Neighborhood District:</b>	Multiple
<b>Total Project Cost:</b>	N/A	<b>Urban Village:</b>	Not in an Urban Village

This project enables SDOT to address and repair landslide concerns that affect the right-of-way. The Landslide Mitigation Program provides SDOT with staff and resources to identify and prioritize landslide concerns, to undertake reconnaissance engineering and geotechnical studies of problem areas, and to make repairs at the highest priority locations, usually where landslide concerns have caused the roadway to be partially or completely closed.

<b>Resources</b>	<b>LTD Actuals</b>	<b>2023 Revised</b>	<b>2024</b>	<b>2025</b>	<b>2026</b>	<b>2027</b>	<b>2028</b>	<b>2029</b>	<b>Total</b>
Drainage and Wastewater Rates	49	-	-	-	-	-	-	-	49
Emergency Subfund Revenues	395	-	-	-	-	-	-	-	395
Federal Grant Funds	1,301	-	-	-	-	-	-	-	1,301
General Fund	1	-	-	-	-	-	-	-	1
Internal Service Fees and Allocations, Outside Funding Partners	326	(326)	-	-	-	-	-	-	-
Private Funding/Donations	22	-	-	-	-	-	-	-	22
Real Estate Excise Tax II	8,608	1,364	502	200	200	200	200	200	11,473
State Gas Taxes - Arterial City Street Fund	-	-	-	-	318	326	330	330	1,303
State Gas Taxes - City Street Fund	2,394	27	-	310	-	-	-	-	2,731
Street Use Fees	-	28	-	-	-	-	-	-	28
Street Vacations - SVF	174	108	-	-	-	-	-	-	282
User Fees	1,190	(19)	-	-	-	-	-	-	1,170
<b>Total:</b>	<b>14,460</b>	<b>1,181</b>	<b>502</b>	<b>510</b>	<b>518</b>	<b>526</b>	<b>530</b>	<b>530</b>	<b>18,756</b>
<b>Fund Appropriations / Allocations *</b>	<b>LTD Actuals</b>	<b>2023 Revised</b>	<b>2024</b>	<b>2025</b>	<b>2026</b>	<b>2027</b>	<b>2028</b>	<b>2029</b>	<b>Total</b>
Emergency Fund	395	-	-	-	-	-	-	-	395
General Fund	1	-	-	-	-	-	-	-	1
REET II Capital Fund	8,608	1,363	502	200	200	200	200	200	11,473
Transportation Fund	5,456	(182)	-	310	318	326	330	330	6,887
<b>Total:</b>	<b>14,460</b>	<b>1,181</b>	<b>502</b>	<b>510</b>	<b>518</b>	<b>526</b>	<b>530</b>	<b>530</b>	<b>18,756</b>

**O&M Impacts:** This is a capital maintenance project that reduces the need for O&M by improving asset condition.

\* Funds are appropriated through the Adopted Budget at the Budget Summary Level. All Amounts shown above are in thousands of dollars

**Heavy Haul Network Program - East Marginal Way**

<b>Project No:</b>	MC-TR-C090	<b>BSL Code:</b>	BC-TR-19003
<b>Project Type:</b>	Discrete	<b>BSL Name:</b>	Mobility-Capital
<b>Project Category:</b>	Improved Facility	<b>Location:</b>	E Marginal WAY
<b>Current Project Stage:</b>	Stage 5 - Construction	<b>Council District:</b>	Multiple
<b>Start/End Date:</b>	2016 - 2027	<b>Neighborhood District:</b>	Greater Duwamish
<b>Total Project Cost:</b>	\$79,286	<b>Urban Village:</b>	Not in an Urban Village

This program supports freight mobility by funding roadway improvements on the Heavy Haul Network (Ordinance 124890) to meet the needs of freight transported on our streets between Port facilities, rail yards, and industrial businesses. The initial project under this Program is the E Marginal Way Corridor Improvement project, which will be a multi-phase project. Phase I constructs a separated bicycle/pedestrian facility between S Atlantic St and Spokane St. Phase II includes roadway reconstruction, signal and ITS enhancements and safety measures to reduce conflicts between freight and non-motorized users. The Port of Seattle, through Memorandum of Understanding, is to provide partnership funding.

Note: The project title changed from "Heavy Haul Network Program" to "Heavy Haul Network Program - East Marginal Way"

<b>Resources</b>	<b>LTD Actuals</b>	<b>2023 Revised</b>	<b>2024</b>	<b>2025</b>	<b>2026</b>	<b>2027</b>	<b>2028</b>	<b>2029</b>	<b>Total</b>
City Light Fund Revenues	366	134	901	-	-	-	-	-	1,401
Drainage and Wastewater Rates	186	453	3,034	-	-	-	-	-	3,673
Federal Grant Funds	4,086	4,614	18,200	-	-	-	-	-	26,900
Interdepartmental Transfer	-	-	-	-	-	-	-	-	-
Port of Seattle Funds	62	1,188	4,300	-	-	-	-	-	5,550
Real Estate Excise Tax II	-	1,293	1,293	-	-	-	-	-	2,586
State Grant Funds	341	5,059	3,700	-	-	-	-	-	9,100
Transportation Move Seattle Levy - Lid Lift	4,084	2,719	-	-	-	-	-	-	6,803
Water Rates	1,532	1,235	9,228	-	-	-	-	-	11,995
<b>Total:</b>	<b>10,658</b>	<b>16,695</b>	<b>40,655</b>	<b>-</b>	<b>-</b>	<b>-</b>	<b>-</b>	<b>-</b>	<b>68,008</b>
<b>Fund Appropriations / Allocations *</b>	<b>LTD Actuals</b>	<b>2023 Revised</b>	<b>2024</b>	<b>2025</b>	<b>2026</b>	<b>2027</b>	<b>2028</b>	<b>2029</b>	<b>Total</b>
Move Seattle Levy Fund	4,100	2,703	-	-	-	-	-	-	6,802
REET II Capital Fund	-	1,293	1,293	-	-	-	-	-	2,586
Transportation Fund	6,558	12,699	39,362	-	-	-	-	-	58,619
<b>Total:</b>	<b>10,658</b>	<b>16,695</b>	<b>40,655</b>	<b>-</b>	<b>-</b>	<b>-</b>	<b>-</b>	<b>-</b>	<b>68,008</b>
<b>Unsecured Funding:</b>	<b>LTD Actuals</b>	<b>2023 Revised</b>	<b>2024</b>	<b>2025</b>	<b>2026</b>	<b>2027</b>	<b>2028</b>	<b>2029</b>	<b>Total</b>
To Be Determined	-	-	-	11,137	4,650	-	-	-	15,787
<b>Total:</b>	<b>-</b>	<b>-</b>	<b>-</b>	<b>11,137</b>	<b>4,650</b>	<b>-</b>	<b>-</b>	<b>-</b>	<b>15,787</b>

**Unsecured Funding Strategy:** SDOT plans to pursue a \$20M federal RAISE grant and anticipates a \$5.5M contribution from the Port of Seattle. SDOT is reviewing funding options for the remaining.

**O&M Impacts:** This is a capital maintenance project that reduces the need for O&M by improving asset condition. Since it also builds new assets, SDOT has individual project budgets for the maintenance of painted markings, signage, signals, bridges and roadway structures, urban forestry, and sidewalks and pavement; these budgets are constrained by the availability of transportation specific and general funds. The SDOT Asset Management website (<https://www.seattle.gov/transportation/about-sdot/asset-management>) provides unconstrained operational cost forecasting by asset type, typical lifecycle and average maintenance cost ranges.

\* Funds are appropriated through the Adopted Budget at the Budget Summary Level. All Amounts shown above are in thousands of dollars

### Highland Park Intersection Improvements

<b>Project No:</b>	MC-TR-C100	<b>BSL Code:</b>	BC-TR-19003
<b>Project Type:</b>	Discrete	<b>BSL Name:</b>	Mobility-Capital
<b>Project Category:</b>	Improved Facility	<b>Location:</b>	Highland Park Way SW and SW Holden ST
<b>Current Project Stage:</b>	Stage 5 - Construction	<b>Council District:</b>	Council District 1
<b>Start/End Date:</b>	2019 - 2022	<b>Neighborhood District:</b>	Southwest
<b>Total Project Cost:</b>	\$3,554	<b>Urban Village:</b>	Not in an Urban Village

This project would mitigate collision and congestion issues at the intersection of Highland Park Way SW and SW Holden St. There are currently two alternatives being considered for this work. One alternative would be installing a new traffic signals, sidewalks, curb ramps and marked crosswalks. SDOT estimates the cost of this alternative at \$3M. The other alternative would install a roundabout at this intersection. After advancing design of the roundabout, we now know that significant grading is needed to accommodate the roundabout and avoid new safety issues. This has pushed the cost estimate to \$7.3M. The name of this project has been changed from Highland Park Roundabout to Highland Park Intersection Improvements. The name change occurred as part of the second quarter 2019 Supplemental Amendment-Attachment A.

Resources	LTD Actuals	2023 Revised	2024	2025	2026	2027	2028	2029	Total
LTGO Bond Proceeds	415	1,085	-	-	-	-	-	-	1,500
Multimodal Funds	-	954	-	-	-	-	-	-	954
Real Estate Excise Tax II	-	-	-	-	-	-	-	-	-
State Gas Taxes - City Street Fund	472	28	-	-	-	-	-	-	500
Transportation Move Seattle Levy - Lid Lift	399	201	-	-	-	-	-	-	600
<b>Total:</b>	<b>1,286</b>	<b>2,269</b>	-	-	-	-	-	-	<b>3,554</b>
Fund Appropriations / Allocations *	LTD Actuals	2023 Revised	2024	2025	2026	2027	2028	2029	Total
2021 West Seattle Bridge Repair LTGO Bond Fund	415	1,085	-	-	-	-	-	-	1,500
Move Seattle Levy Fund	399	201	-	-	-	-	-	-	600
REET II Capital Fund	-	-	-	-	-	-	-	-	-
Transportation Fund	472	982	-	-	-	-	-	-	1,454
<b>Total:</b>	<b>1,286</b>	<b>2,269</b>	-	-	-	-	-	-	<b>3,554</b>

**O&M Impacts:** SDOT has individual project budgets for the maintenance of painted markings, signage, signals, bridges and roadway structures, urban forestry, and sidewalks and pavement; these budgets are constrained by the availability of transportation specific and general funds. The SDOT Asset Management website (<https://www.seattle.gov/transportation/about-sdot/asset-management>) provides unconstrained operational cost forecasting by asset type, typical lifecycle and average maintenance cost ranges.

\* Funds are appropriated through the Adopted Budget at the Budget Summary Level. All Amounts shown above are in thousands of dollars

### Lynnwood Link Extension

<b>Project No:</b>	MC-TR-C089	<b>BSL Code:</b>	BC-TR-19003
<b>Project Type:</b>	Discrete	<b>BSL Name:</b>	Mobility-Capital
<b>Project Category:</b>	New Facility	<b>Location:</b>	Northgate
<b>Current Project Stage:</b>	Stage 5 - Construction	<b>Council District:</b>	Council District 5
<b>Start/End Date:</b>	2017 - 2024	<b>Neighborhood District:</b>	Northeast
<b>Total Project Cost:</b>		<b>Urban Village:</b>	Northgate

This project provides design review, permitting, and construction support services for the Sound Transit Lynnwood Link Extension project. It builds four new light rail stations and will extend the connection from Northgate to Lynnwood.

Resources	LTD Actuals	2023 Revised	2024	2025	2026	2027	2028	2029	Total
Partnership Funds	-	-	-	-	-	-	-	-	-
Port of Seattle Funds	47	(47)	-	-	-	-	-	-	-
Sound Transit Funds	269	300	65	-	-	-	-	-	634
<b>Total:</b>	<b>316</b>	<b>253</b>	<b>65</b>	<b>-</b>	<b>-</b>	<b>-</b>	<b>-</b>	<b>-</b>	<b>634</b>
Fund Appropriations / Allocations *	LTD Actuals	2023 Revised	2024	2025	2026	2027	2028	2029	Total
Transportation Fund	316	253	65	-	-	-	-	-	634
<b>Total:</b>	<b>316</b>	<b>253</b>	<b>65</b>	<b>-</b>	<b>-</b>	<b>-</b>	<b>-</b>	<b>-</b>	<b>634</b>

**O&M Impacts:** This project provides SDOT support to Sound Transit, who will own the light rail asset. SDOT has individual project budgets for the maintenance of painted markings, signage, signals, bridges and roadway structures, urban forestry, and sidewalks and pavement; these budgets are constrained by the availability of transportation specific and general funds. The SDOT Asset Management website (<https://www.seattle.gov/transportation/about-sdot/asset-management>) provides unconstrained operational cost forecasting by asset type, typical lifecycle and average maintenance cost ranges.

\* Funds are appropriated through the Adopted Budget at the Budget Summary Level. All Amounts shown above are in thousands of dollars

**Madison BRT - RapidRide G Line**

<b>Project No:</b>	MC-TR-C051	<b>BSL Code:</b>	BC-TR-19003
<b>Project Type:</b>	Discrete	<b>BSL Name:</b>	Mobility-Capital
<b>Project Category:</b>	New Facility	<b>Location:</b>	Madison ST/Alaskan Way/Martin Luther King Junior W
<b>Current Project Stage:</b>	Stage 5 - Construction	<b>Council District:</b>	Council District 3
<b>Start/End Date:</b>	2013 - 2024	<b>Neighborhood District:</b>	Multiple
<b>Total Project Cost:</b>	\$166,921	<b>Urban Village:</b>	Multiple

This project will include concept design and environmental review of high-capacity transit and multimodal improvements in the Madison corridor between Alaskan Way and Martin Luther King Jr. Way, connecting the Central Area with the First Hill, Downtown, and Waterfront neighborhoods. The project is identified as a priority in the Transit Master Plan. The purpose is to improve transit capacity, travel time, reliability, connectivity, comfort, visibility, and legibility in the Madison corridor. The project title was previously "Madison Street Bus Rapid Transit".

Resources	LTD Actuals	2023 Revised	2024	2025	2026	2027	2028	2029	Total
City Light Fund Revenues	2,247	4,219	202	-	-	-	-	-	6,668
Developer Mitigation	250	-	-	-	-	-	-	-	250
Drainage and Wastewater Rates	1,639	13,091	-	-	-	-	-	-	14,729
Federal ARRA Funds: FTA Transit Capital Assistance	-	(1,201)	-	-	-	-	-	-	(1,201)
Federal Grant Funds	52,509	24,132	6,212	-	-	-	-	-	82,853
Interdepartmental Transfer	9	-	-	-	-	-	-	-	9
King County Funds	202	3,410	-	-	-	-	-	-	3,613
Miscellaneous Revenues	-	100	-	-	-	-	-	-	100
Partnership Funds	12	(12)	-	-	-	-	-	-	-
Port of Seattle Funds	466	(466)	-	-	-	-	-	-	-
Real Estate Excise Tax II	150	-	-	-	-	-	-	-	150
Sound Transit Funds	12,430	9,667	13,685	-	-	-	-	-	35,782
State Grant Funds	930	(330)	740	-	-	-	-	-	1,340
Transportation Funding Package - Lid Lift	1,710	-	-	-	-	-	-	-	1,710
Transportation Move Seattle Levy - Lid Lift	6,766	1,658	11,494	-	-	-	-	-	19,917
Vehicle Licensing Fees	1,000	-	-	-	-	-	-	-	1,000
Water Rates	5,880	(5,880)	-	-	-	-	-	-	-
<b>Total:</b>	<b>86,200</b>	<b>48,387</b>	<b>32,334</b>	<b>-</b>	<b>-</b>	<b>-</b>	<b>-</b>	<b>-</b>	<b>166,921</b>

Fund Appropriations / Allocations *	LTD Actuals	2023 Revised	2024	2025	2026	2027	2028	2029	Total
Bridging The Gap Levy Fund	1,710	-	-	-	-	-	-	-	1,710
Move Seattle Levy Fund	6,423	2,000	11,494	-	-	-	-	-	19,917
REET II Capital Fund	150	-	-	-	-	-	-	-	150
Transportation Benefit District Fund	1,000	-	-	-	-	-	-	-	1,000
Transportation Fund	76,917	46,387	20,840	-	-	-	-	-	144,143
<b>Total:</b>	<b>86,200</b>	<b>48,387</b>	<b>32,334</b>	<b>-</b>	<b>-</b>	<b>-</b>	<b>-</b>	<b>-</b>	<b>166,921</b>

**O&M Impacts:** SDOT has individual project budgets for the maintenance of painted markings, signage, signals, bridges and roadway structures, urban forestry, and sidewalks and pavement; these budgets are constrained by the availability of transportation specific and general funds. The SDOT Asset Management website (<https://www.seattle.gov/transportation/about-sdot/asset-management>) provides unconstrained operational cost forecasting by asset type, typical lifecycle and average maintenance cost ranges.

\* Funds are appropriated through the Adopted Budget at the Budget Summary Level. All Amounts shown above are in thousands of dollars

### Magnolia Bridge Replacement Project

<b>Project No:</b>	MC-TR-C083	<b>BSL Code:</b>	BC-TR-19002
<b>Project Type:</b>	Discrete	<b>BSL Name:</b>	Major Projects
<b>Project Category:</b>	New Facility	<b>Location:</b>	15th Ave NW and Magnolia Way W.
<b>Current Project Stage:</b>	Stage 1 - Pre-Project Development	<b>Council District:</b>	Council District 7
<b>Start/End Date:</b>		<b>Neighborhood District:</b>	Magnolia/Queen Anne
<b>Total Project Cost:</b>	\$10,030	<b>Urban Village:</b>	Ballard-Interbay Northend

The environmental analysis for replacing this bridge evaluated several possible alternatives including rehabilitation of the existing structure. In 2007, an environmental assessment was published and described the preferred alternative, a new bridge south of and adjacent to the existing bridge. The Type, Size, and Location (TS&L) Report was completed in 2007, selecting a concrete box girder supported on flared columns as the appropriate structure type for this new bridge. The Levy to Move Seattle provided limited funds to conduct a plan study that would evaluate a more cost effective alternative than a "1-to-1" replacement. Even with the reduced cost for pursuing an alternative option than a full replacement, total project cost and a funding strategy to move the project forward is unclear. The project is currently on hold.

Resources	LTD Actuals	2023 Revised	2024	2025	2026	2027	2028	2029	Total
Commercial Parking Tax	211	-	-	-	-	-	-	-	211
Federal Grant Funds	8,950	-	-	-	-	-	-	-	8,950
General Fund	53	-	-	-	-	-	-	-	53
Real Estate Excise Tax II	348	-	-	-	-	-	-	-	348
State Gas Taxes - City Street Fund	113	-	-	-	-	-	-	-	113
Street Vacations - SVF	40	-	-	-	-	-	-	-	40
Transportation Funding Package - Business Transportation Tax	84	-	-	-	-	-	-	-	84
Transportation Funding Package - Lid Lift	131	-	-	-	-	-	-	-	131
Vehicle Licensing Fees	100	-	-	-	-	-	-	-	100
<b>Total:</b>	<b>10,030</b>	<b>-</b>	<b>-</b>	<b>-</b>	<b>-</b>	<b>-</b>	<b>-</b>	<b>-</b>	<b>10,030</b>
Fund Appropriations / Allocations *	LTD Actuals	2023 Revised	2024	2025	2026	2027	2028	2029	Total
Bridging The Gap Levy Fund	131	-	-	-	-	-	-	-	131
General Fund	53	-	-	-	-	-	-	-	53
REET II Capital Fund	348	-	-	-	-	-	-	-	348
Transportation Benefit District Fund	100	-	-	-	-	-	-	-	100
Transportation Fund	9,398	-	-	-	-	-	-	-	9,398
<b>Total:</b>	<b>10,030</b>	<b>-</b>	<b>-</b>	<b>-</b>	<b>-</b>	<b>-</b>	<b>-</b>	<b>-</b>	<b>10,030</b>

**O&M Impacts:** This is a capital maintenance project that reduces the need for O&M by bringing assets to a new or like new condition.

\* Funds are appropriated through the Adopted Budget at the Budget Summary Level. All Amounts shown above are in thousands of dollars



**Market to MOHAI**

<b>Project No:</b>	MC-TR-C095	<b>BSL Code:</b>	BC-TR-19003
<b>Project Type:</b>	Discrete	<b>BSL Name:</b>	Mobility-Capital
<b>Project Category:</b>	Improved Facility	<b>Location:</b>	Western Ave
<b>Current Project Stage:</b>	Stage 3 - Design	<b>Council District:</b>	Council District 7
<b>Start/End Date:</b>	2018 - 2024	<b>Neighborhood District:</b>	Downtown
<b>Total Project Cost:</b>	\$1,263	<b>Urban Village:</b>	Downtown

The Market to MOHAI project will include pedestrian improvements on Western Ave, Bell Street, and Westlake Ave N. These improvements could include street lighting, sidewalk paving markers, wayfinding markers, and other improvements.

Resources	LTD Actuals	2023 Revised	2024	2025	2026	2027	2028	2029	Total
General Fund	-	-	-	-	-	-	-	-	-
Real Estate Excise Tax II	614	645	-	-	-	-	-	-	1,259
<b>Total:</b>	<b>614</b>	<b>645</b>	-	-	-	-	-	-	<b>1,259</b>

Fund Appropriations / Allocations *	LTD Actuals	2023 Revised	2024	2025	2026	2027	2028	2029	Total
General Fund	-	-	-	-	-	-	-	-	-
REET II Capital Fund	614	645	-	-	-	-	-	-	1,259
<b>Total:</b>	<b>614</b>	<b>645</b>	-	-	-	-	-	-	<b>1,259</b>

**O&M Impacts:** SDOT has individual project budgets for the maintenance of painted markings, signage, signals, bridges and roadway structures, urban forestry, and sidewalks and pavement; these budgets are constrained by the availability of transportation specific and general funds. The SDOT Asset Management website (<https://www.seattle.gov/transportation/about-sdot/asset-management>) provides unconstrained operational cost forecasting by asset type, typical lifecycle and average maintenance cost ranges.

\* Funds are appropriated through the Adopted Budget at the Budget Summary Level. All Amounts shown above are in thousands of dollars

**Miscellaneous, Unforeseen, and Emergencies**

<b>Project No:</b>	MC-TR-C077	<b>BSL Code:</b>	BC-TR-19001
<b>Project Type:</b>	Ongoing	<b>BSL Name:</b>	Major Maintenance/Replacement
<b>Project Category:</b>	Rehabilitation or Restoration	<b>Location:</b>	Various
<b>Current Project Stage:</b>	N/A	<b>Council District:</b>	Multiple
<b>Start/End Date:</b>	N/A	<b>Neighborhood District:</b>	Multiple
<b>Total Project Cost:</b>	N/A	<b>Urban Village:</b>	Multiple

This program provides a financial reserve for work that cannot be anticipated during the annual CIP planning process. The reserve is used on a project-specific basis when emergencies are identified.

Resources	LTD Actuals	2023 Revised	2024	2025	2026	2027	2028	2029	Total
Commercial Parking Tax	18	-	-	-	-	-	-	-	18
Developer Mitigation	5	(5)	-	-	-	-	-	-	-
Federal Grant Funds	73	-	-	-	-	-	-	-	73
General Fund	305	-	-	-	-	-	-	-	305
Private Funding/Donations	224	-	-	-	-	-	-	-	224
Real Estate Excise Tax II	388	-	-	-	-	-	-	-	388
State Gas Taxes - City Street Fund	339	-	-	-	-	-	-	-	339
Street Vacations - SVF	1,128	-	-	-	-	-	-	-	1,128
Transportation Funding Package - Lid Lift	33	-	-	-	-	-	-	-	33
<b>Total:</b>	<b>2,514</b>	<b>(5)</b>	-	-	-	-	-	-	<b>2,508</b>
Fund Appropriations / Allocations *	LTD Actuals	2023 Revised	2024	2025	2026	2027	2028	2029	Total
Bridging The Gap Levy Fund	33	-	-	-	-	-	-	-	33
General Fund	305	-	-	-	-	-	-	-	305
REET II Capital Fund	388	-	-	-	-	-	-	-	388
Transportation Fund	1,788	(5)	-	-	-	-	-	-	1,782
<b>Total:</b>	<b>2,514</b>	<b>(5)</b>	-	-	-	-	-	-	<b>2,508</b>

**O&M Impacts:** Responses to emergencies and unforeseen projects diverts resources from regular, day-to-day O&M operations.

\* Funds are appropriated through the Adopted Budget at the Budget Summary Level. All Amounts shown above are in thousands of dollars

**NE 130th St/NE 125th Corridor Improvements**

<b>Project No:</b>	MC-TR-C123	<b>BSL Code:</b>	BC-TR-19003
<b>Project Type:</b>	Discrete	<b>BSL Name:</b>	Mobility-Capital
<b>Project Category:</b>	New Facility	<b>Location:</b>	
<b>Current Project Stage:</b>	Stage 2 - Initiation, Project Definition, & Planning	<b>Council District:</b>	Council District 5
<b>Start/End Date:</b>	2023 - 2026	<b>Neighborhood District:</b>	Northeast
<b>Total Project Cost:</b>	\$16,000	<b>Urban Village:</b>	

This project will establish an east-west multimodal corridor to connect people to the future NE 130th St light rail station by implementing transit reliability, safety, access, bus stop amenities, and pedestrian and bicycle improvements. The project area includes NE 130th St from approximately 1st Ave NE to 5th Ave NE including the NE 130th St I-5 overpass, Roosevelt Way NE from 130th St to 10th Ave NE, and NE 125th St from 10th Ave NE to Lake City Way NE.

<b>Resources</b>	<b>LTD Actuals</b>	<b>2023 Revised</b>	<b>2024</b>	<b>2025</b>	<b>2026</b>	<b>2027</b>	<b>2028</b>	<b>2029</b>	<b>Total</b>
Federal Grant Funds	-	-	2,900	2,580	-	-	-	-	5,480
King County Funds	-	250	250	-	-	-	-	-	500
Sound Transit Funds	-	129	356	2,000	1,515	-	-	-	4,000
State Grant Funds	-	1,000	-	1,300	7,500	-	-	-	9,800
<b>Total:</b>	-	<b>1,379</b>	<b>3,506</b>	<b>5,880</b>	<b>9,015</b>	-	-	-	<b>19,780</b>
<b>Fund Appropriations / Allocations *</b>	<b>LTD Actuals</b>	<b>2023 Revised</b>	<b>2024</b>	<b>2025</b>	<b>2026</b>	<b>2027</b>	<b>2028</b>	<b>2029</b>	<b>Total</b>
Transportation Fund	-	1,379	3,506	5,880	9,015	-	-	-	19,780
<b>Total:</b>	-	<b>1,379</b>	<b>3,506</b>	<b>5,880</b>	<b>9,015</b>	-	-	-	<b>19,780</b>

**Unsecured Funding Strategy:** SDOT is pursuing multiple partnership agreements with other transit agencies as well as federal and state grant opportunities.

**O&M Impacts:**

\* Funds are appropriated through the Adopted Budget at the Budget Summary Level. All Amounts shown above are in thousands of dollars

### NE 43rd Street Improvements

<b>Project No:</b>	MC-TR-C074	<b>BSL Code:</b>	BC-TR-19003
<b>Project Type:</b>	Discrete	<b>BSL Name:</b>	Mobility-Capital
<b>Project Category:</b>	Improved Facility	<b>Location:</b>	NE 43rd ST
<b>Current Project Stage:</b>	Stage 6 - Closeout	<b>Council District:</b>	Council District 4
<b>Start/End Date:</b>	2017 - 2020	<b>Neighborhood District:</b>	Northeast
<b>Total Project Cost:</b>	\$5,085	<b>Urban Village:</b>	University District

This project will implement streetscape and pedestrian improvements on NE 43rd Street between Brooklyn Ave NE and 15th Ave NE to improve access to the Link Light Rail station, which is scheduled to open in 2021. The project will transform the operation of NE 43rd St between Brooklyn Ave NE and University Way NE to one-way westbound transit-only travel and between University Way NE and 15th Ave NE to one-way westbound, all vehicle travel. The roadway will be optimized for pedestrians with a curb-less roadway section, widened sidewalks, pedestrian illumination, bio retention, and rain gardens. A protected bike lane will be provided for eastbound bike traffic and westbound bicycle traffic will share the travel lane with westbound traffic. The project is scheduled to begin construction in the summer of 2020.

Resources	LTD Actuals	2023 Revised	2024	2025	2026	2027	2028	2029	Total
Commercial Parking Tax	2,094	-	-	-	-	-	-	-	2,094
King County Funds	1,123	-	-	-	-	-	-	-	1,123
Real Estate Excise Tax II	1,527	35	-	-	-	-	-	-	1,561
Street Vacations - SVF	307	-	-	-	-	-	-	-	307
<b>Total:</b>	<b>5,051</b>	<b>35</b>	-	-	-	-	-	-	<b>5,086</b>
Fund Appropriations / Allocations *	LTD Actuals	2023 Revised	2024	2025	2026	2027	2028	2029	Total
REET II Capital Fund	1,527	35	-	-	-	-	-	-	1,561
Transportation Fund	3,525	-	-	-	-	-	-	-	3,525
<b>Total:</b>	<b>5,051</b>	<b>35</b>	-	-	-	-	-	-	<b>5,086</b>

**O&M Impacts:** SDOT has individual project budgets for the maintenance of painted markings, signage, signals, bridges and roadway structures, urban forestry, and sidewalks and pavement; these budgets are constrained by the availability of transportation specific and general funds. The SDOT Asset Management website (<https://www.seattle.gov/transportation/about-sdot/asset-management>) provides unconstrained operational cost forecasting by asset type, typical lifecycle and average maintenance cost ranges.

\* Funds are appropriated through the Adopted Budget at the Budget Summary Level. All Amounts shown above are in thousands of dollars

### NE 45th St Bridge I-5 Crossing Improvements

<b>Project No:</b>	MC-TR-C122	<b>BSL Code:</b>	BC-TR-19003
<b>Project Type:</b>	Discrete	<b>BSL Name:</b>	Mobility-Capital
<b>Project Category:</b>	Improved Facility	<b>Location:</b>	
<b>Current Project Stage:</b>	Stage 3 - Design	<b>Council District:</b>	Council District 4
<b>Start/End Date:</b>		<b>Neighborhood District:</b>	
<b>Total Project Cost:</b>		<b>Urban Village:</b>	University District

This project would make pedestrian and bicycle safety improvements on the NE 45th St structure crossing Interstate 5, including, but not limited to, interior and external fencing of pedestrian/bicycle crossing space and lighting improvements.

Resources	LTD Actuals	2023 Revised	2024	2025	2026	2027	2028	2029	Total
Vehicle License Fees (2023)	-	100	-	-	-	-	-	-	100
<b>Total:</b>	-	<b>100</b>	-	-	-	-	-	-	<b>100</b>
Fund Appropriations / Allocations *	LTD Actuals	2023 Revised	2024	2025	2026	2027	2028	2029	Total
Transportation Benefit District Fund	-	100	-	-	-	-	-	-	100
<b>Total:</b>	-	<b>100</b>	-	-	-	-	-	-	<b>100</b>

O&M Impacts:

\* Funds are appropriated through the Adopted Budget at the Budget Summary Level. All Amounts shown above are in thousands of dollars

## Neighborhood Large Projects

<b>Project No:</b>	MC-TR-C018	<b>BSL Code:</b>	BC-TR-19003
<b>Project Type:</b>	Ongoing	<b>BSL Name:</b>	Mobility-Capital
<b>Project Category:</b>	Improved Facility	<b>Location:</b>	Citywide
<b>Current Project Stage:</b>	N/A	<b>Council District:</b>	Multiple
<b>Start/End Date:</b>	N/A	<b>Neighborhood District:</b>	Multiple
<b>Total Project Cost:</b>	N/A	<b>Urban Village:</b>	Multiple

This program enhances the safety, quality and condition of the pedestrian and neighborhood environments. Typical improvements may include, but are not limited to, sidewalk construction, repairs and replacement, installation of curb bulbs or other traffic calming devices, and improvements to crosswalks. The projects are funded by the Move Seattle transportation levy and it is a triennial program. The projects funded are identified by the community and the Move Seattle Oversight Committee.

Resources	LTD Actuals	2023 Revised	2024	2025	2026	2027	2028	2029	Total
Commercial Parking Tax	39	15	-	-	-	-	-	-	54
Drainage and Wastewater Rates	63	(63)	-	-	-	-	-	-	-
Federal Grant Funds	308	-	-	-	-	-	-	-	308
King County Funds	670	10	-	-	-	-	-	-	679
Private Funding/Donations	60	-	-	-	-	-	-	-	60
Real Estate Excise Tax II	530	-	-	-	-	-	-	-	530
Sound Transit Funds	-	110	-	-	-	-	-	-	110
Transportation Funding Package - Lid Lift	5,836	-	-	-	-	-	-	-	5,836
Transportation Move Seattle Levy - Lid Lift	15,473	4,450	3,658	53	-	-	-	-	23,633
Water Rates	-	109	-	-	-	-	-	-	109
<b>Total:</b>	<b>22,978</b>	<b>4,630</b>	<b>3,658</b>	<b>53</b>	<b>-</b>	<b>-</b>	<b>-</b>	<b>-</b>	<b>31,319</b>
Fund Appropriations / Allocations *	LTD Actuals	2023 Revised	2024	2025	2026	2027	2028	2029	Total
Bridging The Gap Levy Fund	5,836	-	-	-	-	-	-	-	5,836
Move Seattle Levy Fund	15,473	4,450	3,658	53	-	-	-	-	23,633
REET II Capital Fund	530	-	-	-	-	-	-	-	530
Transportation Fund	1,139	181	-	-	-	-	-	-	1,320
<b>Total:</b>	<b>22,978</b>	<b>4,630</b>	<b>3,658</b>	<b>53</b>	<b>-</b>	<b>-</b>	<b>-</b>	<b>-</b>	<b>31,319</b>
Unsecured Funding:	LTD Actuals	2023 Revised	2024	2025	2026	2027	2028	2029	Total
To Be Determined	-	-	-	2,592	2,670	2,939	3,012	3,102	14,314
<b>Total:</b>	<b>-</b>	<b>-</b>	<b>-</b>	<b>2,592</b>	<b>2,670</b>	<b>2,939</b>	<b>3,012</b>	<b>3,102</b>	<b>14,314</b>

**Unsecured Funding Strategy:** Funding for this program beyond 2024 is dependent upon a future voter approved levy.

**O&M Impacts:** SDOT has individual project budgets for the maintenance of painted markings, signage, signals, bridges and roadway structures, urban forestry, and sidewalks and pavement; these budgets are constrained by the availability of transportation specific and general funds. The SDOT Asset Management website (<https://www.seattle.gov/transportation/about-sdot/asset-management>) provides unconstrained operational cost forecasting by asset type, typical lifecycle and average maintenance cost ranges.

\* Funds are appropriated through the Adopted Budget at the Budget Summary Level. All Amounts shown above are in thousands of dollars

**Neighborhood Parks Street Fund - Your Voice, Your Choice**

<b>Project No:</b>	MC-TR-C022	<b>BSL Code:</b>	BC-TR-19003
<b>Project Type:</b>	Ongoing	<b>BSL Name:</b>	Mobility-Capital
<b>Project Category:</b>	Rehabilitation or Restoration	<b>Location:</b>	Citywide
<b>Current Project Stage:</b>	N/A	<b>Council District:</b>	Multiple
<b>Start/End Date:</b>	N/A	<b>Neighborhood District:</b>	Multiple
<b>Total Project Cost:</b>	N/A	<b>Urban Village:</b>	Multiple

This ongoing program identifies projects estimated less than \$100,000 that are prioritized through participatory budgeting in each of the 7 council districts. Typical improvements may include, but are not limited to, sidewalk construction, repairs and replacement, installation of curb bulbs or other traffic calming devices, and improvements to crosswalks. The program enhances the safety, quality, and condition of the pedestrian and neighborhood environments. This project was formerly known as "NPSF Neighborhood Parks Street Fund" and "NSF/CRS Neighborhood Program."

Resources	LTD Actuals	2023 Revised	2024	2025	2026	2027	2028	2029	Total
Commercial Parking Tax	1,497	74	-	-	-	-	-	-	1,572
Federal Grant Funds	687	-	-	-	-	-	-	-	687
General Fund	2,288	-	-	-	-	-	-	-	2,288
Interdepartmental Transfer	50	-	-	-	-	-	-	-	50
Partnership Funds	6	-	-	-	-	-	-	-	6
Real Estate Excise Tax I	1,683	124	-	-	-	-	-	-	1,807
Real Estate Excise Tax II	23,359	53	-	-	-	-	-	-	23,412
State Gas Taxes - Arterial City Street Fund	-	(15)	-	-	-	-	-	-	(15)
State Gas Taxes - City Street Fund	3,656	20	-	-	-	-	-	-	3,676
State Grant Funds	176	-	-	-	-	-	-	-	176
Street Vacations - SVF	138	399	-	-	-	-	-	-	537
Transportation Funding Package - Lid Lift	10,479	-	-	-	-	-	-	-	10,479
Vehicle Licensing Fees	100	-	-	-	-	-	-	-	100
<b>Total:</b>	<b>44,119</b>	<b>655</b>	<b>-</b>	<b>-</b>	<b>-</b>	<b>-</b>	<b>-</b>	<b>-</b>	<b>44,775</b>
Fund Appropriations / Allocations *	LTD Actuals	2023 Revised	2024	2025	2026	2027	2028	2029	Total
Bridging The Gap Levy Fund	10,479	-	-	-	-	-	-	-	10,479
General Fund	2,288	-	-	-	-	-	-	-	2,288
REET I Capital Fund	1,683	124	-	-	-	-	-	-	1,807
REET II Capital Fund	23,306	106	-	-	-	-	-	-	23,411
Transportation Benefit District Fund	100	-	-	-	-	-	-	-	100
Transportation Fund	6,263	426	-	-	-	-	-	-	6,689
<b>Total:</b>	<b>44,119</b>	<b>655</b>	<b>-</b>	<b>-</b>	<b>-</b>	<b>-</b>	<b>-</b>	<b>-</b>	<b>44,775</b>

**O&M Impacts:** SDOT has individual project budgets for the maintenance of painted markings, signage, signals, bridges and roadway structures, urban forestry, and sidewalks and pavement; these budgets are constrained by the availability of transportation specific and general funds. The SDOT Asset Management website (<https://www.seattle.gov/transportation/about-sdot/asset-management>) provides unconstrained operational cost forecasting by asset type, typical lifecycle and average maintenance cost ranges.

\* Funds are appropriated through the Adopted Budget at the Budget Summary Level. All Amounts shown above are in thousands of dollars

### Neighborhood Traffic Control Program

<b>Project No:</b>	MC-TR-C019	<b>BSL Code:</b>	BC-TR-19003
<b>Project Type:</b>	Ongoing	<b>BSL Name:</b>	Mobility-Capital
<b>Project Category:</b>	Improved Facility	<b>Location:</b>	Citywide
<b>Current Project Stage:</b>	N/A	<b>Council District:</b>	Multiple
<b>Start/End Date:</b>	N/A	<b>Neighborhood District:</b>	Multiple
<b>Total Project Cost:</b>	N/A	<b>Urban Village:</b>	Multiple

This ongoing program installs traffic calming devices on non-arterials citywide, including traffic circles, speed humps, and street narrowing. This program also supports the pilot Home Zones program, which creates neighborhood-wide traffic calming plans.

Resources	LTD Actuals	2023 Revised	2024	2025	2026	2027	2028	2029	Total
Commercial Parking Tax	219	5	5	5	-	-	-	-	233
General Fund	384	-	-	-	-	-	-	-	384
Partnership Funds	-	18	-	-	-	-	-	-	18
Private Funding/Donations	46	-	-	-	-	-	-	-	46
Property Sales and Interest Earnings	253	-	-	-	-	-	-	-	253
Real Estate Excise Tax I	-	-	349	-	-	-	-	-	349
Real Estate Excise Tax II	1,174	904	300	-	658	469	493	493	4,491
Rubble Yard Proceeds	579	-	-	-	-	-	-	-	579
State Gas Taxes - City Street Fund	4,392	-	-	-	-	-	-	-	4,392
Transportation Network Company Revenue	107	-	-	-	-	-	-	-	107
Vehicle License Fees \$60 & 0.1% Sales Tax	2	(2)	-	-	-	-	-	-	-
Vehicle Licensing Fees	2,952	233	-	369	117	-	-	-	3,672
<b>Total:</b>	<b>10,108</b>	<b>1,158</b>	<b>654</b>	<b>374</b>	<b>775</b>	<b>469</b>	<b>493</b>	<b>493</b>	<b>14,524</b>
Fund Appropriations / Allocations *	LTD Actuals	2023 Revised	2024	2025	2026	2027	2028	2029	Total
General Fund	491	-	-	-	-	-	-	-	491
REET I Capital Fund	-	-	349	-	-	-	-	-	349
REET II Capital Fund	1,174	904	300	-	658	469	493	493	4,491
Transportation Benefit District Fund	2,954	231	-	369	117	-	-	-	3,672
Transportation Fund	5,489	23	5	5	-	-	-	-	5,521
<b>Total:</b>	<b>10,108</b>	<b>1,158</b>	<b>654</b>	<b>374</b>	<b>775</b>	<b>469</b>	<b>493</b>	<b>493</b>	<b>14,524</b>
Unsecured Funding:	LTD Actuals	2023 Revised	2024	2025	2026	2027	2028	2029	Total
To Be Determined	-	-	-	-	-	-	-	217	217
<b>Total:</b>	<b>-</b>	<b>-</b>	<b>-</b>	<b>-</b>	<b>-</b>	<b>-</b>	<b>-</b>	<b>217</b>	<b>217</b>

**O&M Impacts:** Not applicable - does not create new assets.

\* Funds are appropriated through the Adopted Budget at the Budget Summary Level. All Amounts shown above are in thousands of dollars



### New Traffic Signals

<b>Project No:</b>	MC-TR-C020	<b>BSL Code:</b>	BC-TR-19003
<b>Project Type:</b>	Ongoing	<b>BSL Name:</b>	Mobility-Capital
<b>Project Category:</b>	New Facility	<b>Location:</b>	Citywide
<b>Current Project Stage:</b>	N/A	<b>Council District:</b>	Multiple
<b>Start/End Date:</b>	N/A	<b>Neighborhood District:</b>	Multiple
<b>Total Project Cost:</b>	N/A	<b>Urban Village:</b>	Multiple

This ongoing project installs new traffic signals or significant capital improvements to existing signals to improve traffic flow, reduce the frequency and severity of traffic collisions, and support pedestrian, bicycle or transit activity. Location choices are based upon pedestrian, bicycle, and vehicle volumes; school, senior citizen, and handicapped accessible crossing requirements; transit speed and reliability; and collisions frequency criteria.

Resources	LTD Actuals	2023 Revised	2024	2025	2026	2027	2028	2029	Total
Commercial Parking Tax	1,017	581	-	400	414	-	450	450	3,312
Developer Mitigation	1,339	(394)	-	-	-	-	-	-	945
Traffic Enforcement Camera Revenue	106	1,294	-	-	-	-	-	-	1,400
Transportation Funding Package - Lid Lift	117	-	-	-	-	-	-	-	117
Transportation Move Seattle Levy - Lid Lift	2,203	880	781	-	-	-	-	-	3,865
<b>Total:</b>	<b>4,782</b>	<b>2,360</b>	<b>781</b>	<b>400</b>	<b>414</b>	<b>-</b>	<b>450</b>	<b>450</b>	<b>9,638</b>
Fund Appropriations / Allocations *	LTD Actuals	2023 Revised	2024	2025	2026	2027	2028	2029	Total
Bridging The Gap Levy Fund	117	-	-	-	-	-	-	-	117
Move Seattle Levy Fund	2,148	936	781	-	-	-	-	-	3,865
Transportation Fund	2,518	1,424	-	400	414	-	450	450	5,657
<b>Total:</b>	<b>4,782</b>	<b>2,360</b>	<b>781</b>	<b>400</b>	<b>414</b>	<b>-</b>	<b>450</b>	<b>450</b>	<b>9,638</b>
Unsecured Funding:	LTD Actuals	2023 Revised	2024	2025	2026	2027	2028	2029	Total
To Be Determined	-	-	-	1,427	430	1,600	1,200	1,200	5,857
<b>Total:</b>	<b>-</b>	<b>-</b>	<b>-</b>	<b>1,427</b>	<b>430</b>	<b>1,600</b>	<b>1,200</b>	<b>1,200</b>	<b>5,857</b>

**Unsecured Funding Strategy:** SDOT will evaluate deliverables, prioritize and scale projects to the extent feasible, and continue to pursue grant and partnership opportunities to resolve potential funding deficits. Funding for this program beyond 2024 is dependent upon a future voter approved levy.

**O&M Impacts:** SDOT has individual project budgets for the maintenance of painted markings, signage, signals, bridges and roadway structures, urban forestry, and sidewalks and pavement; these budgets are constrained by the availability of transportation specific and general funds. The SDOT Asset Management website (<https://www.seattle.gov/transportation/about-sdot/asset-management>) provides unconstrained operational cost forecasting by asset type, typical lifecycle and average maintenance cost ranges.

\* Funds are appropriated through the Adopted Budget at the Budget Summary Level. All Amounts shown above are in thousands of dollars

## Next Generation Intelligent Transportation Systems (ITS)

<b>Project No:</b>	MC-TR-C021	<b>BSL Code:</b>	BC-TR-19003
<b>Project Type:</b>	Ongoing	<b>BSL Name:</b>	Mobility-Capital
<b>Project Category:</b>	New Investment	<b>Location:</b>	Citywide
<b>Current Project Stage:</b>	N/A	<b>Council District:</b>	Multiple
<b>Start/End Date:</b>	N/A	<b>Neighborhood District:</b>	Multiple
<b>Total Project Cost:</b>	N/A	<b>Urban Village:</b>	Multiple

This project will design and implement upgrades to the Traffic Management Center (TMC); implement expansion of real-time information such as traffic cameras, sensors, and travel time to support major construction projects; deploy Dynamic Messaging Signs (DMS) at key decision points to provide real-time information such as incidents, travel times, bridge opening notices, and planned construction and event information; and install dynamic signal timing (self-adjusting traffic signal timing based on traffic volume on key corridors around the major construction projects).

Resources	LTD Actuals	2023 Revised	2024	2025	2026	2027	2028	2029	Total
Commercial Parking Tax	1,580	-	-	-	-	-	-	-	1,580
CRS Misc Revenues	9	9	-	-	-	-	-	-	18
Developer Mitigation	476	386	-	-	-	-	-	-	862
Federal Grant Funds	3,439	1,371	-	-	-	-	-	-	4,810
General Fund	101	(101)	-	-	-	-	-	-	-
Multimodal Funds	400	-	-	-	-	-	-	-	400
Real Estate Excise Tax II	4,529	(84)	-	-	-	-	-	-	4,445
State Gas Taxes - City Street Fund	299	-	-	-	-	-	-	-	299
State Grant Funds	388	-	-	-	-	-	-	-	388
Street Vacations - CRSU	528	3	-	-	-	-	-	-	531
Transportation Funding Package - Lid Lift	2,979	-	-	-	-	-	-	-	2,979
Transportation Funding Package - Parking Tax	-	-	-	-	-	-	-	-	-
Transportation Move Seattle Levy - Lid Lift	10,331	1,895	1,323	-	-	-	-	-	13,549
User Fees	1,500	-	-	-	-	-	-	-	1,500
<b>Total:</b>	<b>26,559</b>	<b>3,479</b>	<b>1,323</b>	<b>-</b>	<b>-</b>	<b>-</b>	<b>-</b>	<b>-</b>	<b>31,361</b>
Fund Appropriations / Allocations *	LTD Actuals	2023 Revised	2024	2025	2026	2027	2028	2029	Total
Bridging The Gap Levy Fund	2,979	-	-	-	-	-	-	-	2,979
General Fund	101	(101)	-	-	-	-	-	-	-
Move Seattle Levy Fund	10,106	2,120	1,323	-	-	-	-	-	13,549
REET II Capital Fund	4,529	(84)	-	-	-	-	-	-	4,445
Transportation Fund	8,307	1,532	-	-	-	-	-	-	9,839
Unrestricted Cumulative Reserve Fund	537	12	-	-	-	-	-	-	549
<b>Total:</b>	<b>26,559</b>	<b>3,479</b>	<b>1,323</b>	<b>-</b>	<b>-</b>	<b>-</b>	<b>-</b>	<b>-</b>	<b>31,361</b>
Unsecured Funding:	LTD Actuals	2023 Revised	2024	2025	2026	2027	2028	2029	Total
To Be Determined	-	-	-	1,266	1,315	-	-	-	2,581
<b>Total:</b>	<b>-</b>	<b>-</b>	<b>-</b>	<b>1,266</b>	<b>1,315</b>	<b>-</b>	<b>-</b>	<b>-</b>	<b>2,581</b>

**Unsecured Funding Strategy:** Funding for this program beyond 2024 is dependent upon a future voter approved levy.

**O&M Impacts:** SDOT has individual project budgets for the maintenance of painted markings, signage, signals, bridges and roadway structures, urban forestry, and sidewalks and pavement; these budgets are constrained by the availability of transportation specific and general funds. The SDOT Asset Management website (<https://www.seattle.gov/transportation/about-sdot/asset-management>) provides unconstrained operational cost forecasting by asset type, typical lifecycle and average maintenance cost ranges.

\* Funds are appropriated through the Adopted Budget at the Budget Summary Level. All Amounts shown above are in thousands of dollars

**Non-Arterial Street Resurfacing and Restoration**

<b>Project No:</b>	MC-TR-C041	<b>BSL Code:</b>	BC-TR-19001
<b>Project Type:</b>	Ongoing	<b>BSL Name:</b>	Major Maintenance/Replacement
<b>Project Category:</b>	Rehabilitation or Restoration	<b>Location:</b>	Citywide
<b>Current Project Stage:</b>	N/A	<b>Council District:</b>	Citywide
<b>Start/End Date:</b>	N/A	<b>Neighborhood District:</b>	Multiple
<b>Total Project Cost:</b>	N/A	<b>Urban Village:</b>	Multiple

This ongoing project repairs and/or replaces deteriorated asphalt pavement and/or concrete panels on non-arterial streets. Project locations are chosen annually based upon the degree of deterioration as confirmed by Department staff field observations, citizen service requests, claims, and potential City liability. High priority is given to non-arterial streets used by transit, in areas with heavy pedestrian and bicycle traffic, and which serve business and industry.

<b>Resources</b>	<b>LTD Actuals</b>	<b>2023 Revised</b>	<b>2024</b>	<b>2025</b>	<b>2026</b>	<b>2027</b>	<b>2028</b>	<b>2029</b>	<b>Total</b>
Commercial Parking Tax	770	66	-	-	-	-	-	-	836
Drainage and Wastewater Rates	60	-	-	-	-	-	-	-	60
Interdepartmental Transfer	-	4	-	-	-	-	-	-	4
Real Estate Excise Tax I	274	308	182	-	-	-	-	-	764
Real Estate Excise Tax II	7,608	969	1,699	1,150	500	513	513	513	13,464
State Gas Taxes - Arterial City Street Fund	-	15	-	-	-	-	-	-	15
State Gas Taxes - City Street Fund	2,467	397	-	555	-	-	-	-	3,419
Street Vacations - CRSU	500	-	-	-	-	-	-	-	500
Street Vacations - SVF	568	18	508	-	-	-	-	-	1,095
Transportation Funding Package - Parking Tax	-	1	-	-	-	-	-	-	1
Transportation Move Seattle Levy - Lid Lift	-	-	-	-	-	-	-	-	-
Vehicle Licensing Fees	1,182	54	-	187	-	-	-	-	1,423
<b>Total:</b>	<b>13,429</b>	<b>1,832</b>	<b>2,390</b>	<b>1,892</b>	<b>500</b>	<b>513</b>	<b>513</b>	<b>513</b>	<b>21,581</b>
<b>Fund Appropriations / Allocations *</b>	<b>LTD Actuals</b>	<b>2023 Revised</b>	<b>2024</b>	<b>2025</b>	<b>2026</b>	<b>2027</b>	<b>2028</b>	<b>2029</b>	<b>Total</b>
Move Seattle Levy Fund	-	-	-	-	-	-	-	-	-
REET I Capital Fund	274	308	182	-	-	-	-	-	764
REET II Capital Fund	7,608	969	1,699	1,150	500	513	513	513	13,464
Transportation Benefit District Fund	1,182	54	-	187	-	-	-	-	1,423
Transportation Fund	3,866	501	508	555	-	-	-	-	5,430
Unrestricted Cumulative Reserve Fund	500	-	-	-	-	-	-	-	500
<b>Total:</b>	<b>13,429</b>	<b>1,832</b>	<b>2,390</b>	<b>1,892</b>	<b>500</b>	<b>513</b>	<b>513</b>	<b>513</b>	<b>21,581</b>
<b>Unsecured Funding:</b>	<b>LTD Actuals</b>	<b>2023 Revised</b>	<b>2024</b>	<b>2025</b>	<b>2026</b>	<b>2027</b>	<b>2028</b>	<b>2029</b>	<b>Total</b>
To Be Determined	-	-	-	-	187	(1)	2,566	2,566	5,319
<b>Total:</b>	<b>-</b>	<b>-</b>	<b>-</b>	<b>-</b>	<b>187</b>	<b>(1)</b>	<b>2,566</b>	<b>2,566</b>	<b>5,319</b>

**O&M Impacts:** This is a capital maintenance project that reduces the need for O&M by improving asset condition.

\* Funds are appropriated through the Adopted Budget at the Budget Summary Level. All Amounts shown above are in thousands of dollars

## North of Downtown Mobility Action Plan

<b>Project No:</b>	MC-TR-C101	<b>BSL Code:</b>	BC-TR-19003
<b>Project Type:</b>	Ongoing	<b>BSL Name:</b>	Mobility-Capital
<b>Project Category:</b>	Rehabilitation or Restoration	<b>Location:</b>	Seattle Center
<b>Current Project Stage:</b>	N/A	<b>Council District:</b>	Multiple
<b>Start/End Date:</b>	N/A	<b>Neighborhood District:</b>	Lake Union
<b>Total Project Cost:</b>	N/A	<b>Urban Village:</b>	Uptown

This project will construct transportation related improvements in the North Downtown area in support of the Seattle Center Arena Redevelopment project. The City is also partnering with the Port of Seattle to improve movement of cargo and other modes on city streets, including 15th Ave W/Elliott Ave W/Mercer St corridor areas around Seattle Center.

<b>Resources</b>	<b>LTD Actuals</b>	<b>2023 Revised</b>	<b>2024</b>	<b>2025</b>	<b>2026</b>	<b>2027</b>	<b>2028</b>	<b>2029</b>	<b>Total</b>
City Arena Transportation Funds	2,745	1,358	1,026	1,026	1,026	1,026	1,026	1,026	10,256
Developer Mitigation	-	2,286	-	-	-	-	-	-	2,286
Internal Service Fees and Allocations, Outside Funding Partners	1,510	(1,510)	-	-	-	-	-	-	-
Port of Seattle Funds	394	2,066	-	-	-	-	-	-	2,460
Street Vacations - SVF	775	2,125	-	-	-	-	-	-	2,900
<b>Total:</b>	<b>5,424</b>	<b>6,325</b>	<b>1,026</b>	<b>1,026</b>	<b>1,026</b>	<b>1,026</b>	<b>1,026</b>	<b>1,026</b>	<b>17,902</b>
<b>Fund Appropriations / Allocations *</b>	<b>LTD Actuals</b>	<b>2023 Revised</b>	<b>2024</b>	<b>2025</b>	<b>2026</b>	<b>2027</b>	<b>2028</b>	<b>2029</b>	<b>Total</b>
Transportation Fund	5,424	6,325	1,026	1,026	1,026	1,026	1,026	1,026	17,902
<b>Total:</b>	<b>5,424</b>	<b>6,325</b>	<b>1,026</b>	<b>1,026</b>	<b>1,026</b>	<b>1,026</b>	<b>1,026</b>	<b>1,026</b>	<b>17,902</b>

**Unsecured Funding Strategy:** SDOT will pursue bonds or other short-term loans, such as an inter-fund loan, to resolve potential funding deficits.

**O&M Impacts:** SDOT has individual project budgets for the maintenance of painted markings, signage, signals, bridges and roadway structures, urban forestry, and sidewalks and pavement; these budgets are constrained by the availability of transportation specific and general funds. The SDOT Asset Management website (<https://www.seattle.gov/transportation/about-sdot/asset-management>) provides unconstrained operational cost forecasting by asset type, typical lifecycle and average maintenance cost ranges.

\* Funds are appropriated through the Adopted Budget at the Budget Summary Level. All Amounts shown above are in thousands of dollars

## Northgate Bridge and Cycle Track

<b>Project No:</b>	MC-TR-C030	<b>BSL Code:</b>	BC-TR-19003
<b>Project Type:</b>	Discrete	<b>BSL Name:</b>	Mobility-Capital
<b>Project Category:</b>	Improved Facility	<b>Location:</b>	Multiple
<b>Current Project Stage:</b>	Stage 5 - Construction	<b>Council District:</b>	Council District 4
<b>Start/End Date:</b>	2013 - 2021	<b>Neighborhood District:</b>	North
<b>Total Project Cost:</b>	\$56,154	<b>Urban Village:</b>	Northgate

This project will construct pedestrian and bicycle improvements to enhance access to the planned Sound Transit Light Rail station at Northgate. The improvements include a pedestrian and bike bridge over I-5 and a multi-use path along 1st Avenue NE; that was complete in 2021. The stream mitigation work will continue through 2024 and is currently in the design phase.

Resources	LTD Actuals	2023 Revised	2024	2025	2026	2027	2028	2029	Total
City Light Fund Revenues	92	126	-	-	-	-	-	-	219
Federal Grant Funds	1,313	-	-	-	-	-	-	-	1,313
Interdepartmental Transfer	-	-	-	-	-	-	-	-	-
LTGO Bond Proceeds	2,580	-	-	-	-	-	-	-	2,580
Port of Seattle Funds	2,907	-	-	-	-	-	-	-	2,907
Real Estate Excise Tax I	2,962	37	-	-	-	-	-	-	3,000
Sound Transit Funds	4,393	-	-	-	-	-	-	-	4,393
State Grant Funds	10,000	-	-	-	-	-	-	-	10,000
Street Vacations - SVF	954	-	-	-	-	-	-	-	954
Transportation Funding Package - Lid Lift	200	-	-	-	-	-	-	-	200
Transportation Move Seattle Levy - Lid Lift	22,670	1,203	2,320	500	-	-	-	-	26,693
Use of Fund Balance	(37)	37	-	-	-	-	-	-	-
User Fees	3,870	26	-	-	-	-	-	-	3,896
<b>Total:</b>	<b>51,904</b>	<b>1,430</b>	<b>2,320</b>	<b>500</b>	<b>-</b>	<b>-</b>	<b>-</b>	<b>-</b>	<b>56,154</b>
Fund Appropriations / Allocations *	LTD Actuals	2023 Revised	2024	2025	2026	2027	2028	2029	Total
2017 Multipurpose LTGO Bond Fund	2,580	-	-	-	-	-	-	-	2,580
Bridging The Gap Levy Fund	200	-	-	-	-	-	-	-	200
Move Seattle Levy Fund	22,641	1,231	2,320	500	-	-	-	-	26,693
REET I Capital Fund	2,962	37	-	-	-	-	-	-	3,000
Transportation Fund	23,520	161	-	-	-	-	-	-	23,681
<b>Total:</b>	<b>51,904</b>	<b>1,430</b>	<b>2,320</b>	<b>500</b>	<b>-</b>	<b>-</b>	<b>-</b>	<b>-</b>	<b>56,154</b>

**O&M Impacts:** This new asset will require additional O&M support.

\* Funds are appropriated through the Adopted Budget at the Budget Summary Level. All Amounts shown above are in thousands of dollars

### Northlake Retaining Wall

<b>Project No:</b>	MC-TR-C102	<b>BSL Code:</b>	BC-TR-19001
<b>Project Type:</b>	Discrete	<b>BSL Name:</b>	Major Maintenance/Replacement
<b>Project Category:</b>	Rehabilitation or Restoration	<b>Location:</b>	Northlake Way @ Stone Way
<b>Current Project Stage:</b>	Stage 3 - Design	<b>Council District:</b>	Council District 4
<b>Start/End Date:</b>	2019 - 2028	<b>Neighborhood District:</b>	Not in a Neighborhood District
<b>Total Project Cost Range:</b>	41,130 - 50,270	<b>Urban Village:</b>	Fremont

This project will replace the Northlake Retaining Wall, which is a 452-foot-long lakefront timber structure that was constructed in 1951 and is located at the north end of Lake Union adjacent to North Northlake Avenue. The wall currently shows signs of advanced deterioration, overstress, and some sections of structural failure. This presents a significant risk to public safety given the right-of-way supported by the wall, the private structures directly outshore and adjacent to the wall, and the close proximity of overhead power lines and subsurface utility infrastructure.

Resources	LTD Actuals	2023 Revised	2024	2025	2026	2027	2028	2029	Total
LTGO Bond Proceeds	1,019	2,884	-	-	-	-	-	-	3,903
<b>Total:</b>	<b>1,019</b>	<b>2,884</b>	-	-	-	-	-	-	<b>3,903</b>
Fund Appropriations / Allocations *	LTD Actuals	2023 Revised	2024	2025	2026	2027	2028	2029	Total
2018 Multipurpose LTGO Bond Fund	1,019	981	-	-	-	-	-	-	2,000
2021 West Seattle Bridge Repair LTGO Bond Fund	-	1,903	-	-	-	-	-	-	1,903
<b>Total:</b>	<b>1,019</b>	<b>2,884</b>	-	-	-	-	-	-	<b>3,903</b>
Unsecured Funding:	LTD Actuals	2023 Revised	2024	2025	2026	2027	2028	2029	Total
To Be Determined	-	-	-	23,398	-	-	-	-	23,398
<b>Total:</b>	-	-	-	<b>23,398</b>	-	-	-	-	<b>23,398</b>

**Financial Planning Strategy:** The estimated cost to reach the 100% design level is \$4,000,000, \$2,000,000 of which will be funded by LTGO bonds. The remaining \$2,000,000 needed to reach 100% of design will be funded with Street Vacations proceeds.

At 30% design, SDOT will reevaluate the total project cost and the financial planning strategy for the remaining costs of the project, which will include local funding, debt financing, and grant funding.

**O&M Impacts:** There will be ongoing operations and maintenance (O&M) costs for SDOT to maintain the retaining wall after full replacement. The estimate is \$50,000/year over the 75-year design life of the structure which includes labor (maintenance, engineering, and inspection) and non-labor (materials). This would be added to the Bridge/Structures Maintenance O&M budget. An O&M BIP will be submitted along with subsequent BIPs for the final design phases in the future.

\* Funds are appropriated through the Adopted Budget at the Budget Summary Level. All Amounts shown above are in thousands of dollars

**Overlook Walk and East-West Connections Project**

<b>Project No:</b>	MC-TR-C073	<b>BSL Code:</b>	BC-TR-16000
<b>Project Type:</b>	Discrete	<b>BSL Name:</b>	Central Waterfront
<b>Project Category:</b>	New Investment	<b>Location:</b>	Multiple
<b>Current Project Stage:</b>	Stage 5 - Construction	<b>Council District:</b>	Multiple
<b>Start/End Date:</b>	2013 - 2024	<b>Neighborhood District:</b>	Downtown
<b>Total Project Cost:</b>	\$199,339	<b>Urban Village:</b>	Downtown

Removing the Alaskan Way Viaduct provides the opportunity for the City to improve key connections between the downtown core and the waterfront. The specific east/west streets targeted for improving connections include: Bell Street, King Street, Main Street, Pike Street, Pine Street, Railroad Way, Union Street, Washington Street, and Yesler Way. In addition to these east/west street connections, the waterfront improvement program also includes Overlook Walk, which will provide a pedestrian-oriented connection between the waterfront, the Aquarium and Pike Place Market with ADA access, views, and public open spaces. This project is part of the overall waterfront improvement program. This project includes funding from the Waterfront Local Improvement District.

<b>Resources</b>	<b>LTD Actuals</b>	<b>2023 Revised</b>	<b>2024</b>	<b>2025</b>	<b>2026</b>	<b>2027</b>	<b>2028</b>	<b>2029</b>	<b>Total</b>
Interfund Loan - Waterfront LID Fund	4,053	-	-	-	-	-	-	-	4,053
Local Improvement District Funding	25,654	64,896	350	-	-	-	-	-	90,901
LTGO Bond Proceeds	10,389	12,404	3,000	-	-	-	-	-	25,793
Partnership Funds	-	187	-	-	-	-	-	-	187
Private Funding/Donations	14,134	42,771	2,900	-	-	-	-	-	59,805
Real Estate Excise Tax II	-	5,013	-	-	-	-	-	-	5,013
Street Vacations - SVF	1,760	8,240	-	-	-	-	-	-	10,000
User Fees	3,620	155	-	-	-	-	-	-	3,775
<b>Total:</b>	<b>59,609</b>	<b>133,666</b>	<b>6,250</b>	<b>-</b>	<b>-</b>	<b>-</b>	<b>-</b>	<b>-</b>	<b>199,526</b>
<b>Fund Appropriations / Allocations *</b>	<b>LTD Actuals</b>	<b>2023 Revised</b>	<b>2024</b>	<b>2025</b>	<b>2026</b>	<b>2027</b>	<b>2028</b>	<b>2029</b>	<b>Total</b>
2015 Multipurpose LTGO Bond Fund	1,379	-	-	-	-	-	-	-	1,379
2017 LTGO Taxable Bond Fund	3,281	-	-	-	-	-	-	-	3,281
2018 LTGO Taxable Bond Fund	3,280	-	-	-	-	-	-	-	3,280
2019 LTGO Taxable Bond Fund	1,000	-	-	-	-	-	-	-	1,000
2020 Multipurpose LTGO Bond Fund	1,368	357	-	-	-	-	-	-	1,725
2021 Taxable LTGO Bond Fund	80	4,180	-	-	-	-	-	-	4,260
2022 Multipurpose LTGO Bond Fund	-	4,630	-	-	-	-	-	-	4,630
2023 Multipurpose LTGO Bond Fund	-	3,237	-	-	-	-	-	-	3,237
2024 Multipurpose LTGO Bond Fund	-	-	3,000	-	-	-	-	-	3,000
Central Waterfront Improvement Fund	22,638	50,971	2,900	-	-	-	-	-	76,508
REET II Capital Fund	-	5,013	-	-	-	-	-	-	5,013
Transportation Fund	3,580	381	-	-	-	-	-	-	3,961
Waterfront LID #6751	23,003	64,898	350	-	-	-	-	-	88,251
<b>Total:</b>	<b>59,609</b>	<b>133,666</b>	<b>6,250</b>	<b>-</b>	<b>-</b>	<b>-</b>	<b>-</b>	<b>-</b>	<b>199,526</b>

**O&M Impacts:** This project includes a mix of upgrading existing streets and building new infrastructure. O&M for new public open spaces, such as the Overlook Walk will be funded by the Metropolitan Park District. Transportation infrastructure capital elements are planned to be maintained through the proposed Waterfront Transportation Infrastructure Maintenance project, MC-TR-109.

\* Funds are appropriated through the Adopted Budget at the Budget Summary Level. All Amounts shown above are in thousands of dollars

**Pedestrian Master Plan - Crossing Improvements**

<b>Project No:</b>	MC-TR-C061	<b>BSL Code:</b>	BC-TR-19003
<b>Project Type:</b>	Ongoing	<b>BSL Name:</b>	Mobility-Capital
<b>Project Category:</b>	Improved Facility	<b>Location:</b>	Citywide
<b>Current Project Stage:</b>	N/A	<b>Council District:</b>	Multiple
<b>Start/End Date:</b>	N/A	<b>Neighborhood District:</b>	Multiple
<b>Total Project Cost:</b>	N/A	<b>Urban Village:</b>	Multiple

This ongoing program implements the Pedestrian Master Plan. Typical improvements may include the installation of new marked crosswalks, curb bulbs, pedestrian signals, curb ramps, and pedestrian lighting. The goals of the program are to reduce the number and severity of crashes involving pedestrians; make Seattle a more walkable city for all through equity in public engagement, service delivery, accessibility, and capital investments; develop a pedestrian environment that sustains healthy communities and supports a vibrant economy; and raise awareness of the important role of walking in promoting health and preventing disease.

<b>Resources</b>	<b>LTD Actuals</b>	<b>2023 Revised</b>	<b>2024</b>	<b>2025</b>	<b>2026</b>	<b>2027</b>	<b>2028</b>	<b>2029</b>	<b>Total</b>
Commercial Parking Tax	3,931	1	-	-	-	-	-	-	3,932
Developer Mitigation	101	-	-	-	-	-	-	-	101
Federal Grant Funds	74	-	-	-	-	-	-	-	74
General Fund	58	-	-	-	-	-	-	-	58
Interdepartmental Transfer	-	1	-	-	-	-	-	-	1
Miscellaneous Grants or Donations	(24)	24	-	-	-	-	-	-	-
Partnership - WSDOT	392	-	-	-	-	-	-	-	392
Public Works Trust Fund Proceeds	(17)	17	-	-	-	-	-	-	-
Real Estate Excise Tax I	2,012	652	1,000	-	-	-	-	-	3,665
Real Estate Excise Tax II	1,136	1,442	-	518	536	555	574	574	5,335
Rubble Yard Proceeds	528	-	-	-	-	-	-	-	528
State Gas Taxes - City Street Fund	1,758	144	-	-	-	-	-	-	1,902
State Grant Funds	-	669	1,887	-	-	-	-	-	2,556
Street Vacations - CRSU	6	(6)	-	-	-	-	-	-	-
Street Vacations - SVF	1,677	-	-	-	-	-	-	-	1,677
Transportation Funding Package - Lid Lift	4,638	-	-	-	-	-	-	-	4,638
Transportation Move Seattle Levy - Lid Lift	8,835	5,042	2,856	-	-	-	-	-	16,733
Vehicle Licensing Fees	240	-	-	-	-	-	-	-	240
<b>Total:</b>	<b>25,346</b>	<b>7,986</b>	<b>5,743</b>	<b>518</b>	<b>536</b>	<b>555</b>	<b>574</b>	<b>574</b>	<b>41,832</b>
<b>Fund Appropriations / Allocations *</b>	<b>LTD Actuals</b>	<b>2023 Revised</b>	<b>2024</b>	<b>2025</b>	<b>2026</b>	<b>2027</b>	<b>2028</b>	<b>2029</b>	<b>Total</b>
Bridging The Gap Levy Fund	4,638	-	-	-	-	-	-	-	4,638
General Fund	58	-	-	-	-	-	-	-	58
Move Seattle Levy Fund	8,799	5,078	2,856	-	-	-	-	-	16,733
REET I Capital Fund	2,012	652	1,000	-	-	-	-	-	3,665
REET II Capital Fund	1,136	1,442	-	518	536	555	574	574	5,335
Transportation Benefit District Fund	240	-	-	-	-	-	-	-	240
Transportation Fund	8,463	814	1,887	-	-	-	-	-	11,164
<b>Total:</b>	<b>25,346</b>	<b>7,986</b>	<b>5,743</b>	<b>518</b>	<b>536</b>	<b>555</b>	<b>574</b>	<b>574</b>	<b>41,832</b>
<b>Unsecured Funding:</b>	<b>LTD Actuals</b>	<b>2023 Revised</b>	<b>2024</b>	<b>2025</b>	<b>2026</b>	<b>2027</b>	<b>2028</b>	<b>2029</b>	<b>Total</b>
To Be Determined	-	-	-	4,020	2,857	2,922	2,973	3,659	16,431
<b>Total:</b>	<b>-</b>	<b>-</b>	<b>-</b>	<b>4,020</b>	<b>2,857</b>	<b>2,922</b>	<b>2,973</b>	<b>3,659</b>	<b>16,431</b>

\* Funds are appropriated through the Adopted Budget at the Budget Summary Level. All Amounts shown above are in thousands of dollars



**Unsecured Funding Strategy:** SDOT will evaluate deliverables, prioritize and scale projects to the extent feasible, and continue to pursue grant and partnership opportunities to resolve potential funding deficits. Funding for this program beyond 2024 is dependent upon a future voter approved levy.

**O&M Impacts:** SDOT has individual project budgets for the maintenance of painted markings, signage, signals, bridges and roadway structures, urban forestry, and sidewalks and pavement; these budgets are constrained by the availability of transportation specific and general funds. The SDOT Asset Management website (<https://www.seattle.gov/transportation/about-sdot/asset-management>) provides unconstrained operational cost forecasting by asset type, typical lifecycle and average maintenance cost ranges.

**Pedestrian Master Plan - New Sidewalks**

<b>Project No:</b>	MC-TR-C058	<b>BSL Code:</b>	BC-TR-19003
<b>Project Type:</b>	Ongoing	<b>BSL Name:</b>	Mobility-Capital
<b>Project Category:</b>	New Facility	<b>Location:</b>	Citywide
<b>Current Project Stage:</b>	N/A	<b>Council District:</b>	Multiple
<b>Start/End Date:</b>	N/A	<b>Neighborhood District:</b>	Multiple
<b>Total Project Cost:</b>	N/A	<b>Urban Village:</b>	Multiple

This project enhances the pedestrian environment in Seattle's neighborhoods by dedicating funding to construct new sidewalks. The New Sidewalk Program draws funding from the School Safety Traffic and Pedestrian Improvement (SSTPI) Fund to improve sidewalks and the pedestrian environment near schools. Additional funding is drawn from other sources to pay for new sidewalk construction near frequent transit routes.

Resources	LTD Actuals	2023 Revised	2024	2025	2026	2027	2028	2029	Total
City Light Fund Revenues	-	141	-	-	-	-	-	-	141
Commercial Parking Tax	1,709	(235)	-	-	-	-	-	-	1,474
Developer Mitigation	776	(87)	-	-	-	-	-	-	690
Drainage and Wastewater Rates	584	3,426	-	-	-	-	-	-	4,010
Federal Grant Funds	1,352	611	-	-	-	-	-	-	1,964
General Fund	775	-	-	-	-	-	-	-	775
Interdepartmental Transfer	-	-	-	-	-	-	-	-	-
Landscape Conservation & Local Infrastructure Program	-	500	-	-	-	-	-	-	500
Miscellaneous Grants or Donations	1,290	2,010	-	-	-	-	-	-	3,300
Miscellaneous Revenues	7	(7)	-	-	-	-	-	-	-
Private Funding/Donations	-	407	-	-	-	-	-	-	407
Real Estate Excise Tax I	235	2,290	-	-	-	-	-	-	2,525
Real Estate Excise Tax II	6,642	201	-	-	-	-	-	-	6,843
School Camera Ticket Revenues	17,678	4,999	1,672	2,113	400	3,000	3,105	3,198	36,165
Solid Waste Rates	1,133	(1,133)	-	-	-	-	-	-	-
State Gas Taxes - City Street Fund	73	-	-	-	-	-	-	-	73
State Grant Funds	1,399	1,569	-	-	-	-	-	-	2,968
Traffic Enforcement Camera Revenue	5,329	-	-	-	-	-	-	-	5,329
Transportation Funding Package - Parking Tax	-	-	-	-	-	-	-	-	-
Transportation Move Seattle Levy - Lid Lift	33,673	7,313	4,623	-	-	-	-	-	45,609
Vehicle Licensing Fees	1,219	3	-	-	-	-	-	-	1,223
Water Rates	381	(381)	-	-	-	-	-	-	-
<b>Total:</b>	<b>74,258</b>	<b>21,626</b>	<b>6,295</b>	<b>2,113</b>	<b>400</b>	<b>3,000</b>	<b>3,105</b>	<b>3,198</b>	<b>113,995</b>
Fund Appropriations / Allocations *	LTD Actuals	2023 Revised	2024	2025	2026	2027	2028	2029	Total
General Fund	775	-	-	-	-	-	-	-	775
Move Seattle Levy Fund	33,673	7,313	4,623	-	-	-	-	-	45,609
REET I Capital Fund	235	2,290	-	-	-	-	-	-	2,525
REET II Capital Fund	6,642	201	-	-	-	-	-	-	6,843
School Safety Traffic and Pedestrian Improvement Fund	22,926	5,080	1,672	2,113	400	3,000	3,105	3,198	41,494
Transportation Benefit District Fund	1,188	35	-	-	-	-	-	-	1,223
Transportation Fund	8,818	6,709	-	-	-	-	-	-	15,527
<b>Total:</b>	<b>74,258</b>	<b>21,626</b>	<b>6,295</b>	<b>2,113</b>	<b>400</b>	<b>3,000</b>	<b>3,105</b>	<b>3,198</b>	<b>113,995</b>

\* Funds are appropriated through the Adopted Budget at the Budget Summary Level. All Amounts shown above are in thousands of dollars

<b>Unsecured Funding:</b>	<b>LTD Actuals</b>	<b>2023 Revised</b>	<b>2024</b>	<b>2025</b>	<b>2026</b>	<b>2027</b>	<b>2028</b>	<b>2029</b>	<b>Total</b>
To Be Determined	-	-	-	3,759	6,209	3,029	1,947	2,010	16,954
<b>Total:</b>	-	-	-	<b>3,759</b>	<b>6,209</b>	<b>3,029</b>	<b>1,947</b>	<b>2,010</b>	<b>16,954</b>

**Unsecured Funding Strategy:** Funding for this program beyond 2024 is dependent upon a future voter approved levy.

**O&M Impacts:** SDOT has individual project budgets for the maintenance of painted markings, signage, signals, bridges and roadway structures, urban forestry, and sidewalks and pavement; these budgets are constrained by the availability of transportation specific and general funds. The SDOT Asset Management website (<https://www.seattle.gov/transportation/about-sdot/asset-management>) provides unconstrained operational cost forecasting by asset type, typical lifecycle and average maintenance cost ranges.

\* Funds are appropriated through the Adopted Budget at the Budget Summary Level. All Amounts shown above are in thousands of dollars

**Pedestrian Master Plan - School Safety**

<b>Project No:</b>	MC-TR-C059	<b>BSL Code:</b>	BC-TR-19003
<b>Project Type:</b>	Ongoing	<b>BSL Name:</b>	Mobility-Capital
<b>Project Category:</b>	Improved Facility	<b>Location:</b>	Citywide
<b>Current Project Stage:</b>	N/A	<b>Council District:</b>	Multiple
<b>Start/End Date:</b>	N/A	<b>Neighborhood District:</b>	Multiple
<b>Total Project Cost:</b>	N/A	<b>Urban Village:</b>	Multiple

This project improves pedestrian and bicycle safety around schools. The work typically includes school zone signing and 20mph flashing beacons; new crosswalks; curb bulbs; crossing beacons and pedestrian signals; new sidewalks and maintenance; traffic calming; changes to traffic circulation around schools; installation of school zone cameras; and school walking route maps. The base level of transportation funding provides improvements at approximately three to four schools per year. The project also funds safe biking and walking education and traffic safety outreach campaigns. Operation of school zone cameras is directly funded from the Seattle Police Department budget.

Resources	LTD Actuals	2023 Revised	2024	2025	2026	2027	2028	2029	Total
20% Red Light Camera Revenue	-	8	-	-	-	-	-	-	8
Drainage and Wastewater Rates	-	59	-	-	-	-	-	-	59
Federal Grant Funds	2,918	-	-	-	-	-	-	-	2,918
General Fund	320	-	-	-	-	-	-	-	320
Interdepartmental Transfer	-	75	-	-	-	-	-	-	75
King County Funds	18	38	-	-	-	-	-	-	56
Miscellaneous Revenues	16	(16)	-	-	-	-	-	-	-
Real Estate Excise Tax II	5,075	15	-	-	-	-	-	-	5,090
School Camera Ticket Revenues	21,537	4,191	7,796	6,415	2,491	5,298	5,147	2,992	55,867
State Grant Funds	281	-	-	-	-	-	-	-	281
Transportation Funding Package - Lid Lift	3,690	-	-	-	-	-	-	-	3,690
Transportation Move Seattle Levy - Lid Lift	3,430	1,109	800	-	-	-	-	-	5,339
User Fees	1,909	-	-	-	-	-	-	-	1,909
<b>Total:</b>	<b>39,195</b>	<b>5,480</b>	<b>8,596</b>	<b>6,415</b>	<b>2,491</b>	<b>5,298</b>	<b>5,147</b>	<b>2,992</b>	<b>75,614</b>
Fund Appropriations / Allocations *	LTD Actuals	2023 Revised	2024	2025	2026	2027	2028	2029	Total
Bridging The Gap Levy Fund	3,690	-	-	-	-	-	-	-	3,690
General Fund	320	-	-	-	-	-	-	-	320
Move Seattle Levy Fund	3,430	1,359	800	-	-	-	-	-	5,589
REET II Capital Fund	5,075	15	-	-	-	-	-	-	5,090
School Safety Traffic and Pedestrian Improvement Fund	21,551	3,935	7,796	6,415	2,491	5,298	5,147	2,992	55,625
Transportation Fund	5,128	171	-	-	-	-	-	-	5,299
<b>Total:</b>	<b>39,195</b>	<b>5,480</b>	<b>8,596</b>	<b>6,415</b>	<b>2,491</b>	<b>5,298</b>	<b>5,147</b>	<b>2,992</b>	<b>75,614</b>
Unsecured Funding:	LTD Actuals	2023 Revised	2024	2025	2026	2027	2028	2029	Total
To Be Determined	-	-	-	-	2,904	-	-	800	3,704
<b>Total:</b>	<b>-</b>	<b>-</b>	<b>-</b>	<b>-</b>	<b>2,904</b>	<b>-</b>	<b>-</b>	<b>800</b>	<b>3,704</b>

**O&M Impacts:** SDOT has individual project budgets for the maintenance of painted markings, signage, signals, bridges and roadway structures, urban forestry, and sidewalks and pavement; these budgets are constrained by the availability of transportation specific and general funds. The SDOT Asset Management website (<https://www.seattle.gov/transportation/about-sdot/asset-management>) provides unconstrained operational cost forecasting by asset type, typical lifecycle and average maintenance cost ranges.

\* Funds are appropriated through the Adopted Budget at the Budget Summary Level. All Amounts shown above are in thousands of dollars

## Pedestrian Master Plan - Stairway Rehabilitation

<b>Project No:</b>	MC-TR-C031	<b>BSL Code:</b>	BC-TR-19003
<b>Project Type:</b>	Ongoing	<b>BSL Name:</b>	Mobility-Capital
<b>Project Category:</b>	Rehabilitation or Restoration	<b>Location:</b>	Citywide
<b>Current Project Stage:</b>	N/A	<b>Council District:</b>	Multiple
<b>Start/End Date:</b>	N/A	<b>Neighborhood District:</b>	Multiple
<b>Total Project Cost:</b>	N/A	<b>Urban Village:</b>	Multiple

This ongoing program implements the Pedestrian Master Plan. This sub-program, Stairway Rehabilitation, funds projects to rebuild and/or rehabilitate stairways to current standards, including but not limited to: adding proper width, step height, grip rail, landings, and other features required by the Americans with Disabilities Act.

<b>Resources</b>	<b>LTD Actuals</b>	<b>2023 Revised</b>	<b>2024</b>	<b>2025</b>	<b>2026</b>	<b>2027</b>	<b>2028</b>	<b>2029</b>	<b>Total</b>
Commercial Parking Tax	23	-	-	-	-	-	-	-	23
General Fund	115	-	-	-	-	-	-	-	115
Miscellaneous Revenues	83	-	-	-	-	-	-	-	83
Multimodal Funds	171	70	-	66	-	-	-	-	307
Real Estate Excise Tax I	17	851	871	-	-	-	-	-	1,738
Real Estate Excise Tax II	107	77	113	49	-	-	-	-	347
State Gas Taxes - City Street Fund	14	-	-	-	-	-	-	-	14
Transportation Move Seattle Levy - Lid Lift	3,181	593	572	16	-	-	-	-	4,362
Vehicle Licensing Fees	2,917	396	-	273	-	-	-	-	3,586
<b>Total:</b>	<b>6,629</b>	<b>1,987</b>	<b>1,556</b>	<b>403</b>	<b>-</b>	<b>-</b>	<b>-</b>	<b>-</b>	<b>10,575</b>
<b>Fund Appropriations / Allocations *</b>	<b>LTD Actuals</b>	<b>2023 Revised</b>	<b>2024</b>	<b>2025</b>	<b>2026</b>	<b>2027</b>	<b>2028</b>	<b>2029</b>	<b>Total</b>
General Fund	115	-	-	-	-	-	-	-	115
Move Seattle Levy Fund	3,181	593	572	16	-	-	-	-	4,362
REET I Capital Fund	17	851	871	-	-	-	-	-	1,738
REET II Capital Fund	107	77	113	49	-	-	-	-	347
Transportation Benefit District Fund	2,917	396	-	273	-	-	-	-	3,586
Transportation Fund	291	70	-	66	-	-	-	-	427
<b>Total:</b>	<b>6,629</b>	<b>1,987</b>	<b>1,556</b>	<b>403</b>	<b>-</b>	<b>-</b>	<b>-</b>	<b>-</b>	<b>10,575</b>
<b>Unsecured Funding:</b>	<b>LTD Actuals</b>	<b>2023 Revised</b>	<b>2024</b>	<b>2025</b>	<b>2026</b>	<b>2027</b>	<b>2028</b>	<b>2029</b>	<b>Total</b>
To Be Determined	-	-	-	573	1,006	1,031	1,057	1,057	4,724
<b>Total:</b>	<b>-</b>	<b>-</b>	<b>-</b>	<b>573</b>	<b>1,006</b>	<b>1,031</b>	<b>1,057</b>	<b>1,057</b>	<b>4,724</b>

**Unsecured Funding Strategy:** Funding for this program beyond 2024 is dependent upon a future voter approved levy.

**O&M Impacts:** This is a capital maintenance project that reduces the need for O&M by improving asset condition.

## RapidRide C &amp; D Line Improvements

<b>Project No:</b>	MC-TR-C106	<b>BSL Code:</b>	BC-TR-19003
<b>Project Type:</b>	Discrete	<b>BSL Name:</b>	Mobility-Capital
<b>Project Category:</b>	New Investment	<b>Location:</b>	Various
<b>Current Project Stage:</b>	Stage 3 - Design	<b>Council District:</b>	Multiple
<b>Start/End Date:</b>	2021 - 2024	<b>Neighborhood District:</b>	Multiple
<b>Total Project Cost:</b>	\$2,300	<b>Urban Village:</b>	Multiple

This project will deliver additional transit spot improvements aimed at improving travel time and reliability along RapidRide C&D lines, in preparation for Light Rail extensions into the West Seattle and Ballard neighborhoods. These projects make changes to SDOT-owned infrastructure, including streets and signals, and will result in adjustments to signal and street operations. Due to Sound Transit Board realignment decisions in August 2021, SDOT no longer anticipates \$12M investment in RapidRide C&D Lines in 2021 and 2022. The CIP Budget was revised in 2022 to reflect the new project schedule.

Resources	LTD Actuals	2023 Revised	2024	2025	2026	2027	2028	2029	Total
Port of Seattle Funds	1	(1)	-	-	-	-	-	-	-
Sound Transit Funds	316	1,984	-	-	-	-	-	-	2,300
<b>Total:</b>	<b>317</b>	<b>1,983</b>	-	-	-	-	-	-	<b>2,300</b>
Fund Appropriations / Allocations *	LTD Actuals	2023 Revised	2024	2025	2026	2027	2028	2029	Total
Transportation Fund	317	1,983	-	-	-	-	-	-	2,300
<b>Total:</b>	<b>317</b>	<b>1,983</b>	-	-	-	-	-	-	<b>2,300</b>

**O&M Impacts:** SDOT has individual project budgets for the maintenance of painted markings, signage, signals, bridges and roadway structures, urban forestry, and sidewalks and pavement; these budgets are constrained by the availability of transportation specific and general funds. The SDOT Asset Management website (<https://www.seattle.gov/transportation/about-sdot/asset-management>) provides unconstrained operational cost forecasting by asset type, typical lifecycle and average maintenance cost ranges.

\* Funds are appropriated through the Adopted Budget at the Budget Summary Level. All Amounts shown above are in thousands of dollars

## RapidRide J Line

<b>Project No:</b>	MC-TR-C013	<b>BSL Code:</b>	BC-TR-19003
<b>Project Type:</b>	Discrete	<b>BSL Name:</b>	Mobility-Capital
<b>Project Category:</b>	Improved Facility	<b>Location:</b>	Various
<b>Current Project Stage:</b>	Stage 3 - Design	<b>Council District:</b>	Multiple
<b>Start/End Date:</b>	2013 - 2027	<b>Neighborhood District:</b>	Multiple
<b>Total Project Cost:</b>	\$157,403	<b>Urban Village:</b>	Multiple

This project will provide a high-quality transit service connecting Downtown Seattle with the neighborhoods of Belltown, South Lake Union, Eastlake, and University District. This project also includes protected bike lane, streetscape, intersection and traffic signal improvements and improving accessibility including ADA-compliant curb ramps. This project was formerly titled RapidRide Roosevelt.

Resources	LTD Actuals	2023 Revised	2024	2025	2026	2027	2028	2029	Total
City Light Fund Revenues	-	5,054	-	-	-	-	-	-	5,054
Commercial Parking Tax	700	-	-	-	-	-	-	-	700
Drainage and Wastewater Rates	85	215	144	-	-	-	-	-	444
Federal Grant Funds	-	11,307	12,800	22,974	18,201	8,472	-	-	73,754
Partnership Funds	-	2,969	-	-	3,292	-	-	-	6,261
Real Estate Excise Tax II	350	-	-	-	-	-	-	-	350
State Grant Funds	3,000	3,000	-	-	-	-	-	-	6,000
Street Vacations - CRSU	650	-	-	-	-	-	-	-	650
Transportation Move Seattle Levy - Lid Lift	12,192	1,021	7,410	9,260	5,590	3,834	-	-	39,307
Transportation Sales Tax	-	-	3,500	-	-	-	-	-	3,500
Water Rates	1,745	1,535	15,854	1,900	339	-	-	-	21,373
<b>Total:</b>	<b>18,722</b>	<b>25,101</b>	<b>39,707</b>	<b>34,134</b>	<b>27,422</b>	<b>12,306</b>	-	-	<b>157,392</b>
Fund Appropriations / Allocations *	LTD Actuals	2023 Revised	2024	2025	2026	2027	2028	2029	Total
Move Seattle Levy Fund	12,203	1,021	7,410	9,260	5,590	3,834	-	-	39,318
REET II Capital Fund	350	-	-	-	-	-	-	-	350
Transportation Benefit District Fund	-	-	3,500	-	-	-	-	-	3,500
Transportation Fund	5,518	24,080	28,797	24,874	21,832	8,472	-	-	113,574
Unrestricted Cumulative Reserve Fund	650	-	-	-	-	-	-	-	650
<b>Total:</b>	<b>18,722</b>	<b>25,101</b>	<b>39,707</b>	<b>34,134</b>	<b>27,422</b>	<b>12,306</b>	-	-	<b>157,392</b>

**O&M Impacts:** SDOT has individual project budgets for the maintenance of painted markings, signage, signals, bridges and roadway structures, urban forestry, and sidewalks and pavement; these budgets are constrained by the availability of transportation specific and general funds. The SDOT Asset Management website (<https://www.seattle.gov/transportation/about-sdot/asset-management>) provides unconstrained operational cost forecasting by asset type, typical lifecycle and average maintenance cost ranges.

\* Funds are appropriated through the Adopted Budget at the Budget Summary Level. All Amounts shown above are in thousands of dollars

### Retaining Wall Repair and Restoration

<b>Project No:</b>	MC-TR-C032	<b>BSL Code:</b>	BC-TR-19001
<b>Project Type:</b>	Ongoing	<b>BSL Name:</b>	Major Maintenance/Replacement
<b>Project Category:</b>	Rehabilitation or Restoration	<b>Location:</b>	Citywide
<b>Current Project Stage:</b>	N/A	<b>Council District:</b>	Multiple
<b>Start/End Date:</b>	N/A	<b>Neighborhood District:</b>	Multiple
<b>Total Project Cost:</b>	N/A	<b>Urban Village:</b>	Multiple

This ongoing asset preservation program provides funding for City crews to repair or reconstruct retaining walls owned by SDOT. This work is crucial to preserving the adjoining sidewalks and roadways within the public right-of-way.

Resources	LTD Actuals	2023 Revised	2024	2025	2026	2027	2028	2029	Total
Commercial Parking Tax	789	-	-	-	-	-	-	-	789
General Fund	779	-	-	-	-	-	-	-	779
LTGO Bond Proceeds	130	-	-	-	-	-	-	-	130
Parking Garage Disposition Proceeds	1,500	-	-	-	-	-	-	-	1,500
Real Estate Excise Tax I	286	-	-	-	-	-	-	-	286
Real Estate Excise Tax II	4,684	12	212	212	212	217	223	223	5,995
State Gas Taxes - City Street Fund	481	-	-	-	-	-	-	-	481
<b>Total:</b>	<b>8,648</b>	<b>12</b>	<b>212</b>	<b>212</b>	<b>212</b>	<b>217</b>	<b>223</b>	<b>223</b>	<b>9,959</b>
Fund Appropriations / Allocations *	LTD Actuals	2023 Revised	2024	2025	2026	2027	2028	2029	Total
Garage Disposition Proceeds	1,500	-	-	-	-	-	-	-	1,500
General Fund	779	-	-	-	-	-	-	-	779
REET I Capital Fund	286	-	-	-	-	-	-	-	286
REET II Capital Fund	4,684	12	212	212	212	217	223	223	5,995
Transportation Bond Fund	130	-	-	-	-	-	-	-	130
Transportation Fund	1,269	-	-	-	-	-	-	-	1,269
<b>Total:</b>	<b>8,648</b>	<b>12</b>	<b>212</b>	<b>212</b>	<b>212</b>	<b>217</b>	<b>223</b>	<b>223</b>	<b>9,959</b>

**O&M Impacts:** This is a capital maintenance project that reduces the need for O&M by improving asset condition.

\* Funds are appropriated through the Adopted Budget at the Budget Summary Level. All Amounts shown above are in thousands of dollars



### Revive I-5 Project Support

<b>Project No:</b>	MC-TR-C124	<b>BSL Code:</b>	BC-TR-19002
<b>Project Type:</b>	Discrete	<b>BSL Name:</b>	Major Projects
<b>Project Category:</b>	Improved Facility	<b>Location:</b>	Citywide
<b>Current Project Stage:</b>	Stage 1 - Pre-Project Development	<b>Council District:</b>	Citywide
<b>Start/End Date:</b>	2023 - 2032	<b>Neighborhood District:</b>	Multiple
<b>Total Project Cost:</b>	\$5,500	<b>Urban Village:</b>	Multiple

"Revive I-5 Preserving a Vital Freeway" is a State of Washington project where dozens of preservation projects are planned to revive Interstate 5 in King and Snohomish counties. The State's Revive I-5 projects will include pavement repair and full replacement, expansion joints, and seismic work to strengthen bridges against earthquakes. The City of Seattle will support the State's efforts by installing transit priority measures and other operational improvements on City streets, that may include dedicated bus priority lanes, new signal improvements and communication systems. The City will also support this effort with commute trip reduction programs, real-time support for signal timing changes, transportation operations monitoring, and communication of real-time traffic conditions and incident response.

Resources	LTD Actuals	2023 Revised	2024	2025	2026	2027	2028	2029	Total
Commercial Parking Tax	-	550	550	-	-	-	-	-	1,100
<b>Total:</b>	-	<b>550</b>	<b>550</b>	-	-	-	-	-	<b>1,100</b>
Fund Appropriations / Allocations *	LTD Actuals	2023 Revised	2024	2025	2026	2027	2028	2029	Total
Transportation Fund	-	550	550	-	-	-	-	-	1,100
<b>Total:</b>	-	<b>550</b>	<b>550</b>	-	-	-	-	-	<b>1,100</b>
Unsecured Funding:	LTD Actuals	2023 Revised	2024	2025	2026	2027	2028	2029	Total
To Be Determined	-	-	-	550	550	550	2,750	-	4,400
<b>Total:</b>	-	-	-	<b>550</b>	<b>550</b>	<b>550</b>	<b>2,750</b>	-	<b>4,400</b>

O&M Impacts:

\* Funds are appropriated through the Adopted Budget at the Budget Summary Level. All Amounts shown above are in thousands of dollars

## Route 40 Transit-Plus Multimodal Corridor

<b>Project No:</b>	MC-TR-C079	<b>BSL Code:</b>	BC-TR-19003
<b>Project Type:</b>	Discrete	<b>BSL Name:</b>	Mobility-Capital
<b>Project Category:</b>	Improved Facility	<b>Location:</b>	Various
<b>Current Project Stage:</b>	Stage 3 - Design	<b>Council District:</b>	Multiple
<b>Start/End Date:</b>	2016 - 2025	<b>Neighborhood District:</b>	Multiple
<b>Total Project Cost:</b>	\$25,516	<b>Urban Village:</b>	Multiple

This project will design and construct transit speed and reliability improvements and upgraded bus stop passenger facilities. Improvements to the route, which connects Downtown, South Lake Union, Fremont, Ballard, and Northgate, will support conversion to RapidRide service by partner agency King County Metro.

Resources	LTD Actuals	2023 Revised	2024	2025	2026	2027	2028	2029	Total
Federal Grant Funds	479	4,421	-	-	-	-	-	-	4,900
King County Funds	900	464	2,037	-	-	-	-	-	3,400
State Grant Funds	2	1,601	7,831	-	-	-	-	-	9,434
Transportation Move Seattle Levy - Lid Lift	2,825	400	2,755	1,752	-	-	-	-	7,732
Vehicle License Fees \$60 & 0.1% Sales Tax	327	173	-	-	-	-	-	-	500
<b>Total:</b>	<b>4,533</b>	<b>7,058</b>	<b>12,623</b>	<b>1,752</b>	<b>-</b>	<b>-</b>	<b>-</b>	<b>-</b>	<b>25,966</b>
Fund Appropriations / Allocations *	LTD Actuals	2023 Revised	2024	2025	2026	2027	2028	2029	Total
Move Seattle Levy Fund	2,825	400	2,755	1,752	-	-	-	-	7,732
Transportation Benefit District Fund	327	173	-	-	-	-	-	-	500
Transportation Fund	1,381	6,485	9,868	-	-	-	-	-	17,734
<b>Total:</b>	<b>4,533</b>	<b>7,058</b>	<b>12,623</b>	<b>1,752</b>	<b>-</b>	<b>-</b>	<b>-</b>	<b>-</b>	<b>25,966</b>

**Unsecured Funding Strategy:** SDOT plans to compete for FTA and WSDOT grants, as well as work with regional partners to secure funding.

**O&M Impacts:** SDOT has individual project budgets for the maintenance of painted markings, signage, signals, bridges and roadway structures, urban forestry, and sidewalks and pavement; these budgets are constrained by the availability of transportation specific and general funds. The SDOT Asset Management website (<https://www.seattle.gov/transportation/about-sdot/asset-management>) provides unconstrained operational cost forecasting by asset type, typical lifecycle and average maintenance cost ranges.

\* Funds are appropriated through the Adopted Budget at the Budget Summary Level. All Amounts shown above are in thousands of dollars

## Route 44 Transit-Plus Multimodal Corridor

<b>Project No:</b>	MC-TR-C078	<b>BSL Code:</b>	BC-TR-19003
<b>Project Type:</b>	Discrete	<b>BSL Name:</b>	Mobility-Capital
<b>Project Category:</b>	Improved Facility	<b>Location:</b>	Various
<b>Current Project Stage:</b>	Stage 5 - Construction	<b>Council District:</b>	Multiple
<b>Start/End Date:</b>	2019 - 2024	<b>Neighborhood District:</b>	Multiple
<b>Total Project Cost:</b>	\$17,557	<b>Urban Village:</b>	Multiple

This project will implement speed and reliability improvements along the Route 44 corridor. This project seeks to improve and make reliable the connection between the University of Washington, Wallingford, and Ballard. The project may add bus lanes, pedestrian improvements, channelization changes, signal modifications, transit signal priority, and new adaptive signals.

<b>Resources</b>	<b>LTD Actuals</b>	<b>2023 Revised</b>	<b>2024</b>	<b>2025</b>	<b>2026</b>	<b>2027</b>	<b>2028</b>	<b>2029</b>	<b>Total</b>
City Light Fund Revenues	765	121	-	-	-	-	-	-	886
Commercial Parking Tax	50	-	-	-	-	-	-	-	50
Drainage and Wastewater Rates	4	532	-	-	-	-	-	-	536
King County Funds	1,865	611	-	-	-	-	-	-	2,476
Real Estate Excise Tax I	101	399	-	-	-	-	-	-	500
Real Estate Excise Tax II	-	(399)	-	-	-	-	-	-	(399)
State Grant Funds	6,000	-	-	-	-	-	-	-	6,000
Transportation Move Seattle Levy - Lid Lift	3,706	3,692	106	-	-	-	-	-	7,504
Water Rates	492	(488)	-	-	-	-	-	-	5
<b>Total:</b>	<b>12,983</b>	<b>4,468</b>	<b>106</b>	<b>-</b>	<b>-</b>	<b>-</b>	<b>-</b>	<b>-</b>	<b>17,557</b>
<b>Fund Appropriations / Allocations *</b>	<b>LTD Actuals</b>	<b>2023 Revised</b>	<b>2024</b>	<b>2025</b>	<b>2026</b>	<b>2027</b>	<b>2028</b>	<b>2029</b>	<b>Total</b>
Move Seattle Levy Fund	3,706	3,692	106	-	-	-	-	-	7,504
REET I Capital Fund	101	399	-	-	-	-	-	-	500
REET II Capital Fund	-	(399)	-	-	-	-	-	-	(399)
Transportation Fund	9,176	777	-	-	-	-	-	-	9,952
<b>Total:</b>	<b>12,983</b>	<b>4,468</b>	<b>106</b>	<b>-</b>	<b>-</b>	<b>-</b>	<b>-</b>	<b>-</b>	<b>17,557</b>

**O&M Impacts:** SDOT has individual project budgets for the maintenance of painted markings, signage, signals, bridges and roadway structures, urban forestry, and sidewalks and pavement; these budgets are constrained by the availability of transportation specific and general funds. The SDOT Asset Management website (<https://www.seattle.gov/transportation/about-sdot/asset-management>) provides unconstrained operational cost forecasting by asset type, typical lifecycle and average maintenance cost ranges.

\* Funds are appropriated through the Adopted Budget at the Budget Summary Level. All Amounts shown above are in thousands of dollars

### Route 48 Transit-Plus Multimodal Corridor

<b>Project No:</b>	MC-TR-C107	<b>BSL Code:</b>	BC-TR-19003
<b>Project Type:</b>	Discrete	<b>BSL Name:</b>	Mobility-Capital
<b>Project Category:</b>	Improved Facility	<b>Location:</b>	Various
<b>Current Project Stage:</b>	Stage 2 - Initiation, Project Definition, & Planning	<b>Council District:</b>	Multiple
<b>Start/End Date:</b>	2021 - 2024	<b>Neighborhood District:</b>	Central
<b>Total Project Cost:</b>	\$2,138	<b>Urban Village:</b>	Multiple

This project will make transit speed and reliability and access improvements along the Rt 48 corridor. This is the 7th of seven transit corridor projects included in the Levy to Move Seattle’s Transit-Plus Multimodal Corridor Program.

Resources	LTD Actuals	2023 Revised	2024	2025	2026	2027	2028	2029	Total
Federal Grant Funds	-	1,153	-	-	-	-	-	-	1,153
Transportation Move Seattle Levy - Lid Lift	645	341	-	-	-	-	-	-	985
<b>Total:</b>	<b>645</b>	<b>1,494</b>	<b>-</b>	<b>-</b>	<b>-</b>	<b>-</b>	<b>-</b>	<b>-</b>	<b>2,138</b>
Fund Appropriations / Allocations *	LTD Actuals	2023 Revised	2024	2025	2026	2027	2028	2029	Total
Move Seattle Levy Fund	645	341	-	-	-	-	-	-	985
Transportation Fund	-	1,153	-	-	-	-	-	-	1,153
<b>Total:</b>	<b>645</b>	<b>1,494</b>	<b>-</b>	<b>-</b>	<b>-</b>	<b>-</b>	<b>-</b>	<b>-</b>	<b>2,138</b>

**O&M Impacts:** SDOT has individual project budgets for the maintenance of painted markings, signage, signals, bridges and roadway structures, urban forestry, and sidewalks and pavement; these budgets are constrained by the availability of transportation specific and general funds. The SDOT Asset Management website (<https://www.seattle.gov/transportation/about-sdot/asset-management>) provides unconstrained operational cost forecasting by asset type, typical lifecycle and average maintenance cost ranges.

\* Funds are appropriated through the Adopted Budget at the Budget Summary Level. All Amounts shown above are in thousands of dollars

## Route 7 Transit-Plus Multimodal Corridor Project

<b>Project No:</b>	MC-TR-C053	<b>BSL Code:</b>	BC-TR-19003
<b>Project Type:</b>	Discrete	<b>BSL Name:</b>	Mobility-Capital
<b>Project Category:</b>	Improved Facility	<b>Location:</b>	Rainier AVE
<b>Current Project Stage:</b>	Stage 5 - Construction	<b>Council District:</b>	Council District 3
<b>Start/End Date:</b>	2016 - 2024	<b>Neighborhood District:</b>	Multiple
<b>Total Project Cost:</b>	\$8,560	<b>Urban Village:</b>	Multiple

This project, in partnership with King County Metro, will make street improvement on Rainier Ave which could include key features: dedicated bus lanes and queue jumps; and improvements to crossings and transit connections to help people access transit safely.

Resources	LTD Actuals	2023 Revised	2024	2025	2026	2027	2028	2029	Total
City Light Fund Revenues	92	(5)	-	-	-	-	-	-	88
Commercial Parking Tax	-	9	-	-	-	-	-	-	9
Drainage and Wastewater Rates	11	1	-	-	-	-	-	-	12
Real Estate Excise Tax I	943	-	-	-	-	-	-	-	943
Real Estate Excise Tax II	11	-	-	-	-	-	-	-	11
Transportation Move Seattle Levy - Lid Lift	4,716	2,782	-	-	-	-	-	-	7,499
<b>Total:</b>	<b>5,773</b>	<b>2,787</b>	-	-	-	-	-	-	<b>8,560</b>
Fund Appropriations / Allocations *	LTD Actuals	2023 Revised	2024	2025	2026	2027	2028	2029	Total
Move Seattle Levy Fund	4,716	2,782	-	-	-	-	-	-	7,499
REET I Capital Fund	943	-	-	-	-	-	-	-	943
REET II Capital Fund	11	-	-	-	-	-	-	-	11
Transportation Fund	103	5	-	-	-	-	-	-	108
<b>Total:</b>	<b>5,773</b>	<b>2,787</b>	-	-	-	-	-	-	<b>8,560</b>

**O&M Impacts:** SDOT has individual project budgets for the maintenance of painted markings, signage, signals, bridges and roadway structures, urban forestry, and sidewalks and pavement; these budgets are constrained by the availability of transportation specific and general funds. The SDOT Asset Management website (<https://www.seattle.gov/transportation/about-sdot/asset-management>) provides unconstrained operational cost forecasting by asset type, typical lifecycle and average maintenance cost ranges.

\* Funds are appropriated through the Adopted Budget at the Budget Summary Level. All Amounts shown above are in thousands of dollars

**S Lander St. Grade Separation**

<b>Project No:</b>	MC-TR-C028	<b>BSL Code:</b>	BC-TR-19003
<b>Project Type:</b>	Discrete	<b>BSL Name:</b>	Mobility-Capital
<b>Project Category:</b>	New Facility	<b>Location:</b>	S Lander St/1st Ave S/4th Ave S
<b>Current Project Stage:</b>	Stage 6 - Closeout	<b>Council District:</b>	Council District 2
<b>Start/End Date:</b>	2001 - 2020	<b>Neighborhood District:</b>	Greater Duwamish
<b>Total Project Cost:</b>	\$64,874	<b>Urban Village:</b>	Not in an Urban Village

This project constructs a grade separation of the S Lander St. roadway and the Burlington Northern mainline railroad tracks between First Avenue S and Fourth Avenue S.

Resources	LTD Actuals	2023 Revised	2024	2025	2026	2027	2028	2029	Total
City Light Fund Revenues	358	-	-	-	-	-	-	-	358
Drainage and Wastewater Rates	925	-	-	-	-	-	-	-	925
Federal Grant Funds	36,627	-	-	-	-	-	-	-	36,627
King County Funds	621	-	-	-	-	-	-	-	621
LTGO Bond Proceeds	3,962	396	-	-	-	-	-	-	4,358
Miscellaneous Grants or Donations	-	-	-	-	-	-	-	-	-
Parking Garage Disposition Proceeds	2,200	-	-	-	-	-	-	-	2,200
Partnership - WSDOT	482	-	-	-	-	-	-	-	482
Partnership Funds	249	-	-	-	-	-	-	-	249
Port of Seattle Funds	4,817	-	-	-	-	-	-	-	4,817
Private Funding/Donations	1,699	-	-	-	-	-	-	-	1,699
Real Estate Excise Tax II	932	-	-	-	-	-	-	-	932
State Gas Taxes - City Street Fund	185	-	-	-	-	-	-	-	185
State Grant Funds	5,530	-	-	-	-	-	-	-	5,530
Transportation Move Seattle Levy - Lid Lift	4,281	16	-	-	-	-	-	-	4,297
Vehicle Licensing Fees	35	-	-	-	-	-	-	-	35
Water Rates	1,553	-	-	-	-	-	-	-	1,553
<b>Total:</b>	<b>64,454</b>	<b>412</b>	-	-	-	-	-	-	<b>64,866</b>
Fund Appropriations / Allocations *	LTD Actuals	2023 Revised	2024	2025	2026	2027	2028	2029	Total
2008 Multipurpose LTGO Bond Fund	2,213	-	-	-	-	-	-	-	2,213
2016 Multipurpose LTGO Bond Fund	1,000	-	-	-	-	-	-	-	1,000
2017 LTGO Taxable Bond Fund	-	86	-	-	-	-	-	-	86
2017 Multipurpose LTGO Bond Fund	615	349	-	-	-	-	-	-	964
Garage Disposition Proceeds	2,200	-	-	-	-	-	-	-	2,200
Move Seattle Levy Fund	4,315	16	-	-	-	-	-	-	4,331
REET II Capital Fund	932	-	-	-	-	-	-	-	932
Transportation Benefit District Fund	35	-	-	-	-	-	-	-	35
Transportation Fund	53,144	(39)	-	-	-	-	-	-	53,105
<b>Total:</b>	<b>64,454</b>	<b>412</b>	-	-	-	-	-	-	<b>64,866</b>

**O&M Impacts:** This new asset will require additional O&M support.

\* Funds are appropriated through the Adopted Budget at the Budget Summary Level. All Amounts shown above are in thousands of dollars

**Safe Streets and Roads for All**

<b>Project No:</b>	MC-TR-C125	<b>BSL Code:</b>	BC-TR-19003
<b>Project Type:</b>	Discrete	<b>BSL Name:</b>	Mobility-Capital
<b>Project Category:</b>	Improved Facility	<b>Location:</b>	Citywide
<b>Current Project Stage:</b>	Stage 2 - Initiation, Project Definition, & Planning	<b>Council District:</b>	Citywide, Multiple
<b>Start/End Date:</b>	2023 - 2027	<b>Neighborhood District:</b>	Multiple
<b>Total Project Cost:</b>	\$32	<b>Urban Village:</b>	Multiple

This project will design and construct a variety of proven countermeasures that are heavily concentrated in our most disadvantaged and disinvested communities. The project focuses on low-cost, high-impact safety improvements such as protected bicycle lanes, sidewalks, leading pedestrian internals, marked crosswalks, and traffic calming tools like speed cushions. Additionally, new ADA ramps and accessible pedestrian signals are scoped for approximately 60 signalized intersections.

<b>Resources</b>	<b>LTD Actuals</b>	<b>2023 Revised</b>	<b>2024</b>	<b>2025</b>	<b>2026</b>	<b>2027</b>	<b>2028</b>	<b>2029</b>	<b>Total</b>
Federal Grant Funds	-	50	2,404	8,000	12,000	3,200	-	-	25,654
Real Estate Excise Tax II	-	11	-	-	-	-	-	-	11
Vehicle License Fees (2023)	-	-	1,989	2,017	2,045	431	-	-	6,482
<b>Total:</b>	-	<b>61</b>	<b>4,393</b>	<b>10,017</b>	<b>14,045</b>	<b>3,631</b>	-	-	<b>32,147</b>
<b>Fund Appropriations / Allocations *</b>	<b>LTD Actuals</b>	<b>2023 Revised</b>	<b>2024</b>	<b>2025</b>	<b>2026</b>	<b>2027</b>	<b>2028</b>	<b>2029</b>	<b>Total</b>
REET II Capital Fund	-	11	-	-	-	-	-	-	11
Transportation Benefit District Fund	-	-	1,989	2,017	2,045	431	-	-	6,482
Transportation Fund	-	50	2,404	8,000	12,000	3,200	-	-	25,654
<b>Total:</b>	-	<b>61</b>	<b>4,393</b>	<b>10,017</b>	<b>14,045</b>	<b>3,631</b>	-	-	<b>32,147</b>

**O&M Impacts:** SDOT has individual project budgets for the maintenance of painted markings, signage, signals, bridges and roadway structures, urban forestry, and sidewalks and pavement; these budgets are constrained by the availability of transportation specific and general funds. The SDOT Asset Management website (<https://www.seattle.gov/transportation/about-sdot/asset-management>) provides unconstrained operational cost forecasting by asset type, typical lifecycle and average maintenance cost ranges.

\* Funds are appropriated through the Adopted Budget at the Budget Summary Level. All Amounts shown above are in thousands of dollars

**SDOT ADA Program**

<b>Project No:</b>	MC-TR-C057	<b>BSL Code:</b>	BC-TR-19003
<b>Project Type:</b>	Ongoing	<b>BSL Name:</b>	Mobility-Capital
<b>Project Category:</b>	Improved Facility	<b>Location:</b>	Citywide
<b>Current Project Stage:</b>	N/A	<b>Council District:</b>	Multiple
<b>Start/End Date:</b>	N/A	<b>Neighborhood District:</b>	Multiple
<b>Total Project Cost:</b>	N/A	<b>Urban Village:</b>	Multiple

This program is responsible for prioritizing and constructing curb ramps and accessible pedestrian signals (APS) and improving access to city facilities for those living with disabilities.

Resources	LTD Actuals	2023 Revised	2024	2025	2026	2027	2028	2029	Total
Commercial Parking Tax	73	-	-	-	-	-	-	-	73
Drainage and Wastewater Rates	-	34	-	-	-	-	-	-	34
Multimodal Funds	254	96	-	-	-	-	-	-	350
Real Estate Excise Tax I	-	753	765	-	-	-	-	-	1,518
Real Estate Excise Tax II	10,016	1,483	1,558	1,182	1,727	1,787	1,850	1,850	21,453
School Camera Ticket Revenues	6,505	1,650	2,022	290	-	2,800	2,900	3,000	19,166
State Gas Taxes - Arterial City Street Fund	-	-	-	(64)	-	-	-	-	(64)
State Gas Taxes - City Street Fund	1,014	64	-	341	-	-	-	-	1,419
Street Vacations - SVF	-	-	-	-	-	-	-	-	-
Transportation Move Seattle Levy - Lid Lift	28,226	12,877	7,551	-	-	-	-	-	48,654
User Fees	269	231	-	-	-	-	-	-	500
Vehicle License Fees (2021)	150	672	343	-	-	-	-	-	1,165
Vehicle Licensing Fees	1,896	1,681	-	788	-	-	-	-	4,365
Water Rates	-	74	-	-	-	-	-	-	74
<b>Total:</b>	<b>48,402</b>	<b>19,614</b>	<b>12,240</b>	<b>2,537</b>	<b>1,727</b>	<b>4,587</b>	<b>4,750</b>	<b>4,850</b>	<b>98,707</b>
Fund Appropriations / Allocations *	LTD Actuals	2023 Revised	2024	2025	2026	2027	2028	2029	Total
Move Seattle Levy Fund	28,226	12,877	7,551	-	-	-	-	-	48,654
REET I Capital Fund	-	753	765	-	-	-	-	-	1,518
REET II Capital Fund	10,016	1,483	1,558	1,182	1,727	1,787	1,850	1,850	21,453
School Safety Traffic and Pedestrian Improvement Fund	6,505	1,650	2,022	290	-	2,800	2,900	3,000	19,166
Transportation Benefit District Fund	2,046	2,353	343	788	-	-	-	-	5,530
Transportation Fund	1,609	499	-	277	-	-	-	-	2,386
<b>Total:</b>	<b>48,402</b>	<b>19,614</b>	<b>12,240</b>	<b>2,537</b>	<b>1,727</b>	<b>4,587</b>	<b>4,750</b>	<b>4,850</b>	<b>98,707</b>
Unsecured Funding:	LTD Actuals	2023 Revised	2024	2025	2026	2027	2028	2029	Total
To Be Determined	-	-	-	2,703	4,437	1,731	1,790	7,705	18,366
<b>Total:</b>	<b>-</b>	<b>-</b>	<b>-</b>	<b>2,703</b>	<b>4,437</b>	<b>1,731</b>	<b>1,790</b>	<b>7,705</b>	<b>18,366</b>

**Unsecured Funding Strategy:** Funding for this program beyond 2024 is dependent upon a future voter approved levy.

**O&M Impacts:** SDOT has individual project budgets for the maintenance of painted markings, signage, signals, bridges and roadway structures, urban forestry, and sidewalks and pavement; these budgets are constrained by the availability of transportation specific and general funds. The SDOT Asset Management website (<https://www.seattle.gov/transportation/about-sdot/asset-management>) provides unconstrained operational cost forecasting by asset type, typical lifecycle and average maintenance cost ranges.

\* Funds are appropriated through the Adopted Budget at the Budget Summary Level. All Amounts shown above are in thousands of dollars



**Seattle Transportation Benefit District - Capital Improvements**

<b>Project No:</b>	MC-TR-C097	<b>BSL Code:</b>	BC-TR-19003
<b>Project Type:</b>	Ongoing	<b>BSL Name:</b>	Mobility-Capital
<b>Project Category:</b>	Improved Facility	<b>Location:</b>	Citywide
<b>Current Project Stage:</b>	N/A	<b>Council District:</b>	Citywide
<b>Start/End Date:</b>	N/A	<b>Neighborhood District:</b>	Multiple
<b>Total Project Cost:</b>	N/A	<b>Urban Village:</b>	Multiple

This program funds projects improving transit reliability, safety, and passenger amenities which occur along transit routes or at stops that serve the Urban Centers and Villages across the Seattle. The program will provide transit reliability improvements allowing the people of Seattle to more quickly, effectively and safely travel via transit to, through, and between Urban Centers and Villages.

Resources	LTD Actuals	2023 Revised	2024	2025	2026	2027	2028	2029	Total
	(67)	-	-	-	-	-	-	-	(67)
Vehicle License Fees \$60 & 0.1% Sales Tax	4,668	633	-	-	-	-	-	-	5,301
Vehicle Licensing Fees	-	-	-	-	-	-	-	-	-
<b>Total:</b>	<b>4,601</b>	<b>633</b>	-	-	-	-	-	-	<b>5,234</b>
Fund Appropriations / Allocations *	LTD Actuals	2023 Revised	2024	2025	2026	2027	2028	2029	Total
Transportation Benefit District Fund	4,601	633	-	-	-	-	-	-	5,234
<b>Total:</b>	<b>4,601</b>	<b>633</b>	-	-	-	-	-	-	<b>5,234</b>

**O&M Impacts:** SDOT has individual project budgets for the maintenance of painted markings, signage, signals, bridges and roadway structures, urban forestry, and sidewalks and pavement; these budgets are constrained by the availability of transportation specific and general funds. The SDOT Asset Management website (<https://www.seattle.gov/transportation/about-sdot/asset-management>) provides unconstrained operational cost forecasting by asset type, typical lifecycle and average maintenance cost ranges.

\* Funds are appropriated through the Adopted Budget at the Budget Summary Level. All Amounts shown above are in thousands of dollars

**Seattle Transportation Benefit District - Transit Improvements**

<b>Project No:</b>	MC-TR-C108	<b>BSL Code:</b>	BC-TR-19003
<b>Project Type:</b>	Ongoing	<b>BSL Name:</b>	Mobility-Capital
<b>Project Category:</b>	Improved Facility	<b>Location:</b>	Multiple
<b>Current Project Stage:</b>	N/A	<b>Council District:</b>	Multiple
<b>Start/End Date:</b>	N/A	<b>Neighborhood District:</b>	Multiple
<b>Total Project Cost:</b>	N/A	<b>Urban Village:</b>	Multiple

This program funds infrastructure maintenance and capital improvements to maximize the efficiency of transit operations, including enhancements to transit reliability, passenger amenities, transit street pavement maintenance, and reliability of transit service operated by King County Metro within the City of Seattle.

Resources	LTD Actuals	2023 Revised	2024	2025	2026	2027	2028	2029	Total
Transportation Sales Tax	5,311	14,329	11,500	8,500	9,500	-	-	-	49,140
<b>Total:</b>	<b>5,311</b>	<b>14,329</b>	<b>11,500</b>	<b>8,500</b>	<b>9,500</b>	<b>-</b>	<b>-</b>	<b>-</b>	<b>49,140</b>
Fund Appropriations / Allocations *	LTD Actuals	2023 Revised	2024	2025	2026	2027	2028	2029	Total
Transportation Benefit District Fund	5,311	14,329	11,500	8,500	9,500	-	-	-	49,140
Transportation Fund	-	-	-	-	-	-	-	-	-
<b>Total:</b>	<b>5,311</b>	<b>14,329</b>	<b>11,500</b>	<b>8,500</b>	<b>9,500</b>	<b>-</b>	<b>-</b>	<b>-</b>	<b>49,140</b>

**O&M Impacts:** SDOT has individual project budgets for the maintenance of painted markings, signage, bridges and roadway structures, urban forestry, sidewalks and pavement; these budgets are constrained by the availability of transportation specific and general funds. The SDOT Asset Management website (<https://www.seattle.gov/transportation/about-sdot/asset-management>) provides unconstrained operational cost forecasting by asset type, typical lifecycle and average maintenance cost ranges.

\* Funds are appropriated through the Adopted Budget at the Budget Summary Level. All Amounts shown above are in thousands of dollars

### Seawall Maintenance

<b>Project No:</b>	MC-TR-C098	<b>BSL Code:</b>	BC-TR-19001
<b>Project Type:</b>	Ongoing	<b>BSL Name:</b>	Major Maintenance/Replacement
<b>Project Category:</b>	Rehabilitation or Restoration	<b>Location:</b>	Alaskan Way
<b>Current Project Stage:</b>	N/A	<b>Council District:</b>	Council District 7
<b>Start/End Date:</b>	N/A	<b>Neighborhood District:</b>	Downtown
<b>Total Project Cost:</b>	N/A	<b>Urban Village:</b>	Multiple

This project will provide critical ongoing structural maintenance of the Elliott Bay Seawall. The Seawall project has new features to maintain and the City, as part of its permit obligations, has committed to monitoring the performance of the habitat features over the next ten years and taking adaptive measures if performance goals are not met.

Resources	LTD Actuals	2023 Revised	2024	2025	2026	2027	2028	2029	Total
Commercial Parking Tax	1,110	-	3	704	306	314	407	407	3,250
Real Estate Excise Tax II	531	333	250	-	-	-	-	-	1,114
Street Vacations - SVF	36	-	-	-	-	-	-	-	36
<b>Total:</b>	<b>1,677</b>	<b>333</b>	<b>253</b>	<b>704</b>	<b>306</b>	<b>314</b>	<b>407</b>	<b>407</b>	<b>4,401</b>
Fund Appropriations / Allocations *	LTD Actuals	2023 Revised	2024	2025	2026	2027	2028	2029	Total
REET II Capital Fund	531	333	250	-	-	-	-	-	1,114
Transportation Fund	1,146	-	3	704	306	314	407	407	3,286
<b>Total:</b>	<b>1,677</b>	<b>333</b>	<b>253</b>	<b>704</b>	<b>306</b>	<b>314</b>	<b>407</b>	<b>407</b>	<b>4,401</b>

**O&M Impacts:** This is a capital maintenance project that reduces the need for O&M by improving asset condition.

\* Funds are appropriated through the Adopted Budget at the Budget Summary Level. All Amounts shown above are in thousands of dollars

## Shoreline Street End Program

<b>Project No:</b>	MC-TR-C011	<b>BSL Code:</b>	BC-TR-19003
<b>Project Type:</b>	Ongoing	<b>BSL Name:</b>	Mobility-Capital
<b>Project Category:</b>	Rehabilitation or Restoration	<b>Location:</b>	Various
<b>Current Project Stage:</b>	N/A	<b>Council District:</b>	Council District 7
<b>Start/End Date:</b>	N/A	<b>Neighborhood District:</b>	Multiple
<b>Total Project Cost:</b>	N/A	<b>Urban Village:</b>	Multiple

This project will maintain and improve Seattle's designated shoreline street ends. There are currently 142 shoreline street ends throughout Seattle. Shoreline street ends are community assets, which provide the opportunity for residents and visitors to experience and enjoy Seattle's shorelines. This project improves public access, protects unique views, and enhances habitat to create long-lasting assets.

<b>Resources</b>	<b>LTD Actuals</b>	<b>2023 Revised</b>	<b>2024</b>	<b>2025</b>	<b>2026</b>	<b>2027</b>	<b>2028</b>	<b>2029</b>	<b>Total</b>
Shoreline Street End Fees	2,868	1,417	787	783	798	804	989	989	9,435
<b>Total:</b>	<b>2,868</b>	<b>1,417</b>	<b>787</b>	<b>783</b>	<b>798</b>	<b>804</b>	<b>989</b>	<b>989</b>	<b>9,435</b>
<b>Fund Appropriations / Allocations *</b>	<b>LTD Actuals</b>	<b>2023 Revised</b>	<b>2024</b>	<b>2025</b>	<b>2026</b>	<b>2027</b>	<b>2028</b>	<b>2029</b>	<b>Total</b>
Transportation Fund	2,868	1,417	787	783	798	804	989	989	9,435
<b>Total:</b>	<b>2,868</b>	<b>1,417</b>	<b>787</b>	<b>783</b>	<b>798</b>	<b>804</b>	<b>989</b>	<b>989</b>	<b>9,435</b>

**O&M Impacts:** SDOT has individual project budgets for the maintenance of painted markings, signage, signals, bridges and roadway structures, urban forestry, and sidewalks and pavement; these budgets are constrained by the availability of transportation specific and general funds. The SDOT Asset Management website (<https://www.seattle.gov/transportation/about-sdot/asset-management>) provides unconstrained operational cost forecasting by asset type, typical lifecycle and average maintenance cost ranges.

\* Funds are appropriated through the Adopted Budget at the Budget Summary Level. All Amounts shown above are in thousands of dollars

### Sidewalk Safety Repair

<b>Project No:</b>	MC-TR-C025	<b>BSL Code:</b>	BC-TR-19001
<b>Project Type:</b>	Ongoing	<b>BSL Name:</b>	Major Maintenance/Replacement
<b>Project Category:</b>	Rehabilitation or Restoration	<b>Location:</b>	Citywide
<b>Current Project Stage:</b>	N/A	<b>Council District:</b>	Multiple
<b>Start/End Date:</b>	N/A	<b>Neighborhood District:</b>	Multiple
<b>Total Project Cost:</b>	N/A	<b>Urban Village:</b>	Multiple

This ongoing project rehabilitates sidewalks damaged by street trees or where there are serious safety concerns as evidenced by claims, service requests, and potential City liability. The project includes opportunities for public/private partnerships with citizens, property owners, and businesses. Asset management principles are used to guide repair needs and establish priorities for maintaining the sidewalk (or walkway), curbs, curb ramps, and in some cases, a filler strip between the sidewalk and curb.

Resources	LTD Actuals	2023 Revised	2024	2025	2026	2027	2028	2029	Total
Partnership Funds	16	(16)	-	-	-	-	-	-	-
Real Estate Excise Tax I	-	100	100	-	-	-	-	-	200
Real Estate Excise Tax II	7,792	(46)	1,100	2,100	2,100	2,100	2,100	2,100	19,346
School Camera Ticket Revenues	1,999	1	-	-	-	-	-	-	2,000
State Gas Taxes - City Street Fund	(51)	118	-	-	-	-	-	-	68
Transportation Funding Package - Lid Lift	990	-	-	-	-	-	-	-	990
Transportation Move Seattle Levy - Lid Lift	16,005	4,419	2,651	42	-	-	-	-	23,117
Vehicle License Fees \$60 & 0.1% Sales Tax	-	444	-	-	-	-	-	-	444
Vehicle License Fees (2021)	-	2,395	1,143	-	-	-	-	-	3,539
Vehicle Licensing Fees	1,517	(1,517)	-	-	-	-	-	-	-
<b>Total:</b>	<b>28,269</b>	<b>5,898</b>	<b>4,995</b>	<b>2,142</b>	<b>2,100</b>	<b>2,100</b>	<b>2,100</b>	<b>2,100</b>	<b>49,704</b>
Fund Appropriations / Allocations *	LTD Actuals	2023 Revised	2024	2025	2026	2027	2028	2029	Total
Bridging The Gap Levy Fund	990	-	-	-	-	-	-	-	990
Move Seattle Levy Fund	16,005	4,419	2,651	42	-	-	-	-	23,117
REET I Capital Fund	-	100	100	-	-	-	-	-	200
REET II Capital Fund	7,792	(46)	1,100	2,100	2,100	2,100	2,100	2,100	19,346
School Safety Traffic and Pedestrian Improvement Fund	1,999	1	-	-	-	-	-	-	2,000
Transportation Benefit District Fund	1,517	1,322	1,143	-	-	-	-	-	3,983
Transportation Fund	(34)	102	-	-	-	-	-	-	68
<b>Total:</b>	<b>28,269</b>	<b>5,898</b>	<b>4,995</b>	<b>2,142</b>	<b>2,100</b>	<b>2,100</b>	<b>2,100</b>	<b>2,100</b>	<b>49,704</b>
Unsecured Funding:	LTD Actuals	2023 Revised	2024	2025	2026	2027	2028	2029	Total
To Be Determined	-	-	-	1,800	-	-	-	-	1,800
<b>Total:</b>	<b>-</b>	<b>-</b>	<b>-</b>	<b>1,800</b>	<b>-</b>	<b>-</b>	<b>-</b>	<b>-</b>	<b>1,800</b>

**Unsecured Funding Strategy:** Funding for this program beyond 2024 is dependent upon a future voter approved levy.

**O&M Impacts:** This is a capital maintenance project that reduces the need for O&M by improving asset condition.

\* Funds are appropriated through the Adopted Budget at the Budget Summary Level. All Amounts shown above are in thousands of dollars

### Signal Major Maintenance

<b>Project No:</b>	MC-TR-C026	<b>BSL Code:</b>	BC-TR-19001
<b>Project Type:</b>	Ongoing	<b>BSL Name:</b>	Major Maintenance/Replacement
<b>Project Category:</b>	Rehabilitation or Restoration	<b>Location:</b>	Citywide
<b>Current Project Stage:</b>	N/A	<b>Council District:</b>	Multiple
<b>Start/End Date:</b>	N/A	<b>Neighborhood District:</b>	Multiple
<b>Total Project Cost:</b>	N/A	<b>Urban Village:</b>	Multiple

This project addresses major work related to the basic infrastructure at traffic signals such as poles, span wires, mast arms, wiring, equipment interconnectivity, video equipment and cabinets to improve and upgrade the traffic signal system. The project also is used for replacement of signal cabinets. The expected life of a signal is 30 years; currently there are more than 1,100 signals within the City.

Resources	LTD Actuals	2023 Revised	2024	2025	2026	2027	2028	2029	Total
Commercial Parking Tax	2,828	149	-	688	712	700	700	700	6,477
Developer Mitigation	136	104	-	-	-	-	-	-	240
Federal Grant Funds	-	845	-	-	-	-	-	-	845
Interdepartmental Transfer	-	1	-	-	-	-	-	-	1
Real Estate Excise Tax II	1,012	1	-	-	-	-	-	-	1,013
Transportation Move Seattle Levy - Lid Lift	6,802	2,519	1,801	132	-	-	-	-	11,255
Vehicle License Fees \$60 & 0.1% Sales Tax	271	379	-	-	-	-	-	-	650
Vehicle Licensing Fees	2	(2)	-	-	-	-	-	-	-
<b>Total:</b>	<b>11,051</b>	<b>3,996</b>	<b>1,801</b>	<b>820</b>	<b>712</b>	<b>700</b>	<b>700</b>	<b>700</b>	<b>20,481</b>
Fund Appropriations / Allocations *	LTD Actuals	2023 Revised	2024	2025	2026	2027	2028	2029	Total
Move Seattle Levy Fund	6,802	2,519	1,801	132	-	-	-	-	11,255
REET II Capital Fund	1,012	1	-	-	-	-	-	-	1,013
Transportation Benefit District Fund	273	377	-	-	-	-	-	-	650
Transportation Fund	2,964	1,099	-	688	712	700	700	700	7,563
<b>Total:</b>	<b>11,051</b>	<b>3,996</b>	<b>1,801</b>	<b>820</b>	<b>712</b>	<b>700</b>	<b>700</b>	<b>700</b>	<b>20,481</b>
Unsecured Funding:	LTD Actuals	2023 Revised	2024	2025	2026	2027	2028	2029	Total
To Be Determined	-	-	-	1,300	1,213	1,280	1,200	1,200	6,193
<b>Total:</b>	<b>-</b>	<b>-</b>	<b>-</b>	<b>1,300</b>	<b>1,213</b>	<b>1,280</b>	<b>1,200</b>	<b>1,200</b>	<b>6,193</b>

**Unsecured Funding Strategy:** Funding for this program beyond 2024 is dependent upon a future voter approved levy.

**O&M Impacts:** This is a capital maintenance project that reduces the need for O&M by improving asset condition.

\* Funds are appropriated through the Adopted Budget at the Budget Summary Level. All Amounts shown above are in thousands of dollars

### Sound Transit - East Link

<b>Project No:</b>	MC-TR-C004	<b>BSL Code:</b>	BC-TR-19003
<b>Project Type:</b>	Discrete	<b>BSL Name:</b>	Mobility-Capital
<b>Project Category:</b>	New Facility	<b>Location:</b>	Citywide
<b>Current Project Stage:</b>	Stage 5 - Construction	<b>Council District:</b>	Multiple
<b>Start/End Date:</b>	2011 - 2025	<b>Neighborhood District:</b>	Multiple
<b>Total Project Cost:</b>	\$993	<b>Urban Village:</b>	Multiple

This project provides design review, permitting, and construction support services for the Sound Transit East Link Extension project. It will provide a connection from the Eastside to downtown Seattle, Sea-Tac Airport and the University of Washington. Ten stations will serve Seattle, Mercer Island, Bellevue, Bel-Red and Overlake in Redmond.

Resources	LTD Actuals	2023 Revised	2024	2025	2026	2027	2028	2029	Total
Port of Seattle Funds	49	(49)	-	-	-	-	-	-	-
Sound Transit Funds	597	395	-	-	-	-	-	-	993
<b>Total:</b>	<b>646</b>	<b>347</b>	-	-	-	-	-	-	<b>993</b>
Fund Appropriations / Allocations *	LTD Actuals	2023 Revised	2024	2025	2026	2027	2028	2029	Total
Transportation Fund	646	347	-	-	-	-	-	-	993
<b>Total:</b>	<b>646</b>	<b>347</b>	-	-	-	-	-	-	<b>993</b>

**O&M Impacts:** This project provides SDOT support to Sound Transit, who will own the light rail asset. SDOT has individual project budgets for the maintenance of painted markings, signage, signals, bridges and roadway structures, urban forestry, and sidewalks and pavement; these budgets are constrained by the availability of transportation specific and general funds. The SDOT Asset Management website (<https://www.seattle.gov/transportation/about-sdot/asset-management>) provides unconstrained operational cost forecasting by asset type, typical lifecycle and average maintenance cost ranges.

\* Funds are appropriated through the Adopted Budget at the Budget Summary Level. All Amounts shown above are in thousands of dollars

## Sound Transit 3

<b>Project No:</b>	MC-TR-C088	<b>BSL Code:</b>	BC-TR-19003
<b>Project Type:</b>	Discrete	<b>BSL Name:</b>	Mobility-Capital
<b>Project Category:</b>	New Facility	<b>Location:</b>	Various
<b>Current Project Stage:</b>	Stage 3 - Design	<b>Council District:</b>	Multiple
<b>Start/End Date:</b>	2016 - 2030	<b>Neighborhood District:</b>	Multiple
<b>Total Project Cost:</b>		<b>Urban Village:</b>	Multiple

This program funds the City of Seattle's support for and coordination with Sound Transit on the West Seattle and Ballard Link Extensions. Work includes review of planning, environmental, and design materials as well as permit review for the projects.

Resources	LTD Actuals	2023 Revised	2024	2025	2026	2027	2028	2029	Total
Commercial Parking Tax	661	39	-	-	-	-	-	-	699
General Fund	51	-	-	-	-	-	-	-	51
Internal Service Fees and Allocations, Outside Funding Partners	40	20	-	-	-	-	-	-	60
Port of Seattle Funds	279	(279)	-	-	-	-	-	-	-
Real Estate Excise Tax II	2,457	185	1,566	-	1,530	-	1,900	-	7,637
Sound Transit Funds	909	3,782	3,004	3,939	3,575	3,715	3,900	3,900	26,723
Street Use Fees	-	474	-	-	-	1,897	-	-	2,372
Street Vacations - SVF	1,193	50	-	-	-	-	-	-	1,243
User Fees	2,454	1,817	-	1,851	-	-	-	-	6,122
Vehicle Licensing Fees	-	2,555	2,750	2,866	2,981	3,100	3,224	3,224	20,701
<b>Total:</b>	<b>8,044</b>	<b>8,642</b>	<b>7,319</b>	<b>8,656</b>	<b>8,086</b>	<b>8,712</b>	<b>9,024</b>	<b>7,124</b>	<b>65,608</b>
Fund Appropriations / Allocations *	LTD Actuals	2023 Revised	2024	2025	2026	2027	2028	2029	Total
General Fund	51	-	-	-	-	-	-	-	51
REET II Capital Fund	2,457	185	1,566	-	1,530	-	1,900	-	7,637
Transportation Benefit District Fund	-	2,555	2,750	2,866	2,981	3,100	3,224	3,224	20,701
Transportation Fund	5,537	5,902	3,004	5,790	3,575	5,612	3,900	3,900	37,219
<b>Total:</b>	<b>8,044</b>	<b>8,642</b>	<b>7,319</b>	<b>8,656</b>	<b>8,086</b>	<b>8,712</b>	<b>9,024</b>	<b>7,124</b>	<b>65,608</b>

**O&M Impacts:** This project provides SDOT support to Sound Transit, who will own the light rail asset. SDOT has individual project budgets for the maintenance of painted markings, signage, signals, bridges and roadway structures, urban forestry, and sidewalks and pavement; these budgets are constrained by the availability of transportation specific and general funds. The SDOT Asset Management website (<https://www.seattle.gov/transportation/about-sdot/asset-management>) provides unconstrained operational cost forecasting by asset type, typical lifecycle and average maintenance cost ranges.

\* Funds are appropriated through the Adopted Budget at the Budget Summary Level. All Amounts shown above are in thousands of dollars



### Sound Transit North Link

<b>Project No:</b>	MC-TR-C027	<b>BSL Code:</b>	BC-TR-19003
<b>Project Type:</b>	Discrete	<b>BSL Name:</b>	Mobility-Capital
<b>Project Category:</b>	New Facility	<b>Location:</b>	Various
<b>Current Project Stage:</b>	Stage 6 - Closeout	<b>Council District:</b>	Multiple
<b>Start/End Date:</b>	2011 - 2024	<b>Neighborhood District:</b>	Multiple
<b>Total Project Cost:</b>	\$1,770	<b>Urban Village:</b>	Multiple

This project provides design review, permitting, and construction support services for the Sound Transit North Link project (University District to Northgate). The 4.3-mile line includes stations at Northgate, the Roosevelt neighborhood, and the University District.

Resources	LTD Actuals	2023 Revised	2024	2025	2026	2027	2028	2029	Total
Port of Seattle Funds	273	-	-	-	-	-	-	-	273
Sound Transit Funds	1,428	69	-	-	-	-	-	-	1,497
<b>Total:</b>	<b>1,701</b>	<b>69</b>	-	-	-	-	-	-	<b>1,770</b>

Fund Appropriations / Allocations *	LTD Actuals	2023 Revised	2024	2025	2026	2027	2028	2029	Total
Transportation Fund	1,701	69	-	-	-	-	-	-	1,770
<b>Total:</b>	<b>1,701</b>	<b>69</b>	-	-	-	-	-	-	<b>1,770</b>

**O&M Impacts:** This project provides SDOT support to Sound Transit, who will own the light rail asset. SDOT has individual project budgets for the maintenance of painted markings, signage, signals, bridges and roadway structures, urban forestry, and sidewalks and pavement; these budgets are constrained by the availability of transportation specific and general funds. The SDOT Asset Management website (<https://www.seattle.gov/transportation/about-sdot/asset-management>) provides unconstrained operational cost forecasting by asset type, typical lifecycle and average maintenance cost ranges.

\* Funds are appropriated through the Adopted Budget at the Budget Summary Level. All Amounts shown above are in thousands of dollars

**SPU Drainage Partnership - Broadview Pedestrian Improvements**

<b>Project No:</b>	MC-TR-C036	<b>BSL Code:</b>	BC-TR-19003
<b>Project Type:</b>	Discrete	<b>BSL Name:</b>	Mobility-Capital
<b>Project Category:</b>	Improved Facility	<b>Location:</b>	Various
<b>Current Project Stage:</b>	Stage 5 - Construction	<b>Council District:</b>	Council District 5
<b>Start/End Date:</b>	2016 - 2022	<b>Neighborhood District:</b>	Northwest
<b>Total Project Cost:</b>	\$8,950	<b>Urban Village:</b>	Bitter Lake Village

This project funding will be used to install pedestrian improvements as part of SPU's larger Broadview Sewer and Drainage Improvement project. The Broadview sewer system was built in the 1950's and cannot handle the combination of additional flow from the homes and business that have developed since then and the additional storm water that is entering the system from downspouts directly connected to the sewer system as well as additional storm water entering through deteriorated pipes. This area is also lacking conventional sidewalks and would benefit from pedestrian improvements. The overall project goal is to reduce the potential for sewer backups and surface flooding for the Broadview neighborhood while improving the pedestrian environments.

<b>Resources</b>	<b>LTD Actuals</b>	<b>2023 Revised</b>	<b>2024</b>	<b>2025</b>	<b>2026</b>	<b>2027</b>	<b>2028</b>	<b>2029</b>	<b>Total</b>
Federal Grant Funds	-	1,000	-	-	-	-	-	-	1,000
School Camera Ticket Revenues	-	790	-	-	-	-	-	-	790
Transportation Move Seattle Levy - Lid Lift	5,592	1,568	-	-	-	-	-	-	7,160
Water Rates	71	23	-	-	-	-	-	-	94
<b>Total:</b>	<b>5,663</b>	<b>3,381</b>	-	-	-	-	-	-	<b>9,044</b>
<b>Fund Appropriations / Allocations *</b>	<b>LTD Actuals</b>	<b>2023 Revised</b>	<b>2024</b>	<b>2025</b>	<b>2026</b>	<b>2027</b>	<b>2028</b>	<b>2029</b>	<b>Total</b>
Move Seattle Levy Fund	5,592	1,568	-	-	-	-	-	-	7,160
School Safety Traffic and Pedestrian Improvement Fund	-	790	-	-	-	-	-	-	790
Transportation Fund	71	1,023	-	-	-	-	-	-	1,094
<b>Total:</b>	<b>5,663</b>	<b>3,381</b>	-	-	-	-	-	-	<b>9,044</b>

**O&M Impacts:** This is a capital maintenance project that reduces the need for O&M by improving asset condition.

\* Funds are appropriated through the Adopted Budget at the Budget Summary Level. All Amounts shown above are in thousands of dollars

**SPU Drainage Partnership - South Park**

<b>Project No:</b>	MC-TR-C054	<b>BSL Code:</b>	BC-TR-19001
<b>Project Type:</b>	Discrete	<b>BSL Name:</b>	Major Maintenance/Replacement
<b>Project Category:</b>	Rehabilitation or Restoration	<b>Location:</b>	TBD
<b>Current Project Stage:</b>	Stage 5 - Construction	<b>Council District:</b>	Council District 1
<b>Start/End Date:</b>	2016 - 2023	<b>Neighborhood District:</b>	Greater Duwamish
<b>Total Project Cost:</b>	\$9,999	<b>Urban Village:</b>	South Park

This funding will be used to partner with SPU's South Park Drainage Improvement projects. SPU is planning to install a pump station to control flooding in the South Park area. However, that alone will not control flooding. Many streets in the area are in poor condition and don't have a street drainage collection system. This funding will allow SPU and SDOT to partner to install the needed collection systems and repair the deteriorated roads.

<b>Resources</b>	<b>LTD Actuals</b>	<b>2023 Revised</b>	<b>2024</b>	<b>2025</b>	<b>2026</b>	<b>2027</b>	<b>2028</b>	<b>2029</b>	<b>Total</b>
Transportation Move Seattle Levy - Lid Lift	7,377	2,622	-	-	-	-	-	-	9,999
<b>Total:</b>	<b>7,377</b>	<b>2,622</b>	<b>-</b>	<b>-</b>	<b>-</b>	<b>-</b>	<b>-</b>	<b>-</b>	<b>9,999</b>
<b>Fund Appropriations / Allocations *</b>	<b>LTD Actuals</b>	<b>2023 Revised</b>	<b>2024</b>	<b>2025</b>	<b>2026</b>	<b>2027</b>	<b>2028</b>	<b>2029</b>	<b>Total</b>
Move Seattle Levy Fund	7,377	2,622	-	-	-	-	-	-	9,999
<b>Total:</b>	<b>7,377</b>	<b>2,622</b>	<b>-</b>	<b>-</b>	<b>-</b>	<b>-</b>	<b>-</b>	<b>-</b>	<b>9,999</b>

**O&M Impacts:** This is a capital maintenance project that reduces the need for O&M by improving asset condition.

\* Funds are appropriated through the Adopted Budget at the Budget Summary Level. All Amounts shown above are in thousands of dollars

**SR-520 Project**

<b>Project No:</b>	MC-TR-C087	<b>BSL Code:</b>	BC-TR-19002
<b>Project Type:</b>	Discrete	<b>BSL Name:</b>	Major Projects
<b>Project Category:</b>	New Investment	<b>Location:</b>	SR-520
<b>Current Project Stage:</b>		<b>Council District:</b>	Multiple
<b>Start/End Date:</b>		<b>Neighborhood District:</b>	East District
<b>Total Project Cost:</b>		<b>Urban Village:</b>	Multiple

This project provides policy, planning, and technical analysis support to the Washington Department of Transportation's SR-520 project. This regional project includes the replacement of the SR-520 bridge with a six-lane bridge, new freeway interchanges at Montlake Boulevard and Lake Washington Boulevard, and other improvements.

Resources	LTD Actuals	2023 Revised	2024	2025	2026	2027	2028	2029	Total
General Fund	33	-	-	-	-	-	-	-	33
Interdepartmental Transfer	-	621	-	-	-	-	-	-	621
Internal Service Fees and Allocations, Outside Funding Partners	(1)	-	-	-	-	-	-	-	(1)
Partnership - WSDOT	6,785	6,329	1,846	1,516	-	-	-	-	16,475
Private Funding/Donations	543	-	-	-	-	-	-	-	543
Real Estate Excise Tax I	54	-	-	-	-	-	-	-	54
Sound Transit Funds	5	-	-	-	-	-	-	-	5
State Gas Taxes - Arterial City Street Fund	-	-	-	125	125	125	125	125	625
State Gas Taxes - City Street Fund	1,199	260	125	-	-	-	-	-	1,583
Street Vacations - SVF	54	105	-	-	-	-	-	-	159
Transportation Funding Package - Parking Tax	-	-	-	-	-	-	-	-	-
Vehicle Licensing Fees	60	-	-	-	-	-	-	-	60
<b>Total:</b>	<b>8,731</b>	<b>7,315</b>	<b>1,971</b>	<b>1,641</b>	<b>125</b>	<b>125</b>	<b>125</b>	<b>125</b>	<b>20,158</b>
Fund Appropriations / Allocations *	LTD Actuals	2023 Revised	2024	2025	2026	2027	2028	2029	Total
General Fund	33	-	-	-	-	-	-	-	33
REET I Capital Fund	54	-	-	-	-	-	-	-	54
Transportation Benefit District Fund	60	-	-	-	-	-	-	-	60
Transportation Fund	8,584	7,315	1,971	1,641	125	125	125	125	20,011
<b>Total:</b>	<b>8,731</b>	<b>7,315</b>	<b>1,971</b>	<b>1,641</b>	<b>125</b>	<b>125</b>	<b>125</b>	<b>125</b>	<b>20,158</b>

**O&M Impacts:** SDOT has individual project budgets for the maintenance of painted markings, signage, signals, bridges and roadway structures, urban forestry, and sidewalks and pavement; these budgets are constrained by the availability of transportation specific and general funds. The SDOT Asset Management website (<https://www.seattle.gov/transportation/about-sdot/asset-management>) provides unconstrained operational cost forecasting by asset type, typical lifecycle and average maintenance cost ranges. For SDOT, the annual O&M cost to support new City-owned and maintained infrastructure built by the next major phase of the SR-520 program is estimated at \$56,000. The SR-520 program will also replace existing City infrastructure, such as new street and sidewalk pavement, which will reduce SDOT annual O&M costs in the near term.

\* Funds are appropriated through the Adopted Budget at the Budget Summary Level. All Amounts shown above are in thousands of dollars

## Structures Major Maintenance

<b>Project No:</b>	MC-TR-C112	<b>BSL Code:</b>	BC-TR-19001
<b>Project Type:</b>	Ongoing	<b>BSL Name:</b>	Major Maintenance/Replacement
<b>Project Category:</b>	Rehabilitation or Restoration	<b>Location:</b>	Citywide
<b>Current Project Stage:</b>	N/A	<b>Council District:</b>	
<b>Start/End Date:</b>	N/A	<b>Neighborhood District:</b>	Multiple
<b>Total Project Cost:</b>	N/A	<b>Urban Village:</b>	Multiple

This ongoing program provides for major maintenance and rehabilitation of the City's bridges and structural assets maintained by SDOT's Roadway Structures Division. Examples of improvements that could be funded by this project include: electrical and mechanical upgrades of moveable bridge operating and control systems, repair of concrete and steel structures, and site protection of bridge facilities.

<b>Resources</b>	<b>LTD Actuals</b>	<b>2023 Revised</b>	<b>2024</b>	<b>2025</b>	<b>2026</b>	<b>2027</b>	<b>2028</b>	<b>2029</b>	<b>Total</b>
Commercial Parking Tax	3	212	-	2,900	2,900	2,900	2,900	2,900	14,715
Federal Grant Funds	-	319	7,183	-	-	-	-	-	7,503
General Fund	-	1,000	500	-	-	-	-	-	1,500
Real Estate Excise Tax I	116	5,264	155	-	-	-	-	-	5,535
Real Estate Excise Tax II	2,034	4,626	1,306	-	-	-	5,250	-	13,216
Vehicle License Fees (2021)	418	432	-	-	-	-	-	-	850
Vehicle License Fees (2023)	-	200	1,989	2,017	2,045	2,045	2,045	2,045	12,386
Vehicle Licensing Fees	246	(246)	-	-	-	-	-	-	-
<b>Total:</b>	<b>2,817</b>	<b>11,808</b>	<b>11,134</b>	<b>4,917</b>	<b>4,945</b>	<b>4,945</b>	<b>10,195</b>	<b>4,945</b>	<b>55,705</b>
<b>Fund Appropriations / Allocations *</b>	<b>LTD Actuals</b>	<b>2023 Revised</b>	<b>2024</b>	<b>2025</b>	<b>2026</b>	<b>2027</b>	<b>2028</b>	<b>2029</b>	<b>Total</b>
General Fund	-	1,000	500	-	-	-	-	-	1,500
REET I Capital Fund	116	5,264	155	-	-	-	-	-	5,535
REET II Capital Fund	2,034	4,626	1,306	-	-	-	5,250	-	13,216
Transportation Benefit District Fund	664	386	1,989	2,017	2,045	2,045	2,045	2,045	13,236
Transportation Fund	3	532	7,183	2,900	2,900	2,900	2,900	2,900	22,218
<b>Total:</b>	<b>2,817</b>	<b>11,808</b>	<b>11,134</b>	<b>4,917</b>	<b>4,945</b>	<b>4,945</b>	<b>10,195</b>	<b>4,945</b>	<b>55,705</b>

**O&M Impacts:** This is a capital maintenance project that reduces the need for O&M by improving asset condition.

\* Funds are appropriated through the Adopted Budget at the Budget Summary Level. All Amounts shown above are in thousands of dollars

### Thomas Street Redesign

<b>Project No:</b>	MC-TR-C105	<b>BSL Code:</b>	BC-TR-19003
<b>Project Type:</b>	Discrete	<b>BSL Name:</b>	Mobility-Capital
<b>Project Category:</b>	Improved Facility	<b>Location:</b>	Thomas St. from 5th Ave N to Dexter Ave N
<b>Current Project Stage:</b>	Stage 5 - Construction	<b>Council District:</b>	Council District 7
<b>Start/End Date:</b>	2020 - 2023	<b>Neighborhood District:</b>	
<b>Total Project Cost:</b>	\$6,225	<b>Urban Village:</b>	Uptown

Thomas St Redefined will implement planned improvements between Taylor Ave N and Dexter Ave N, and along Taylor Ave N adjacent to the Seattle City Light Substation. Phase 1 includes all required Seattle City Light frontage improvements adjacent to the substation, a new multiuse path with landscape buffers, a dedicated pedestrian sidewalk with significant landscaping, new street trees, new pedestrian lighting, new street lighting and interim improvements of a bike lane and plaza between 5th Ave N and Taylor Ave N. Phase 2 will transform the interim improvements into permanent improvements.

Resources	LTD Actuals	2023 Revised	2024	2025	2026	2027	2028	2029	Total
City Light Fund Revenues	108	2,439	-	-	-	-	-	-	2,547
General Fund	28	-	-	-	-	-	-	-	28
Landscape Conservation & Local Infrastructure Program	1,024	1,066	-	-	-	-	-	-	2,090
Real Estate Excise Tax I	310	316	-	-	-	-	-	-	626
Real Estate Excise Tax II	8	157	-	-	-	-	-	-	165
State Gas Taxes - Arterial City Street Fund	-	(1,000)	-	-	-	-	-	-	(1,000)
State Gas Taxes - City Street Fund	258	1,511	-	-	-	-	-	-	1,769
<b>Total:</b>	<b>1,735</b>	<b>4,489</b>	<b>-</b>	<b>-</b>	<b>-</b>	<b>-</b>	<b>-</b>	<b>-</b>	<b>6,225</b>
Fund Appropriations / Allocations *	LTD Actuals	2023 Revised	2024	2025	2026	2027	2028	2029	Total
General Fund	28	-	-	-	-	-	-	-	28
REET I Capital Fund	310	316	-	-	-	-	-	-	626
REET II Capital Fund	8	157	-	-	-	-	-	-	165
Transportation Fund	1,390	4,016	-	-	-	-	-	-	5,406
<b>Total:</b>	<b>1,735</b>	<b>4,489</b>	<b>-</b>	<b>-</b>	<b>-</b>	<b>-</b>	<b>-</b>	<b>-</b>	<b>6,225</b>

**O&M Impacts:** SDOT has individual project budgets for the maintenance of painted markings, signage, signals, bridges and roadway structures, urban forestry, and sidewalks and pavement; these budgets are constrained by the availability of transportation specific and general funds. The SDOT Asset Management website (<https://www.seattle.gov/transportation/about-sdot/asset-management>) provides unconstrained operational cost forecasting by asset type, typical life cycle and average maintenance cost ranges.

\* Funds are appropriated through the Adopted Budget at the Budget Summary Level. All Amounts shown above are in thousands of dollars

### Transit Corridor Improvements

<b>Project No:</b>	MC-TR-C029	<b>BSL Code:</b>	BC-TR-19003
<b>Project Type:</b>	Ongoing	<b>BSL Name:</b>	Mobility-Capital
<b>Project Category:</b>	Improved Facility	<b>Location:</b>	Citywide
<b>Current Project Stage:</b>	N/A	<b>Council District:</b>	Multiple
<b>Start/End Date:</b>	N/A	<b>Neighborhood District:</b>	Multiple
<b>Total Project Cost:</b>	N/A	<b>Urban Village:</b>	Multiple

This program implements multimodal projects which improve transit reliability, access, safety, and convenience. The program focuses on corridors and projects identified in the Transit Master Plan. Funding from Move Seattle Levy and other local funding sources are used to leverage partnership opportunities.

Resources	LTD Actuals	2023 Revised	2024	2025	2026	2027	2028	2029	Total
City Light Fund Revenues	7	-	-	-	-	-	-	-	7
Commercial Parking Tax	1,666	-	-	-	-	-	-	-	1,666
Developer Mitigation	230	474	-	-	-	-	-	-	704
Drainage and Wastewater Rates	2	-	-	-	-	-	-	-	1
Federal Grant Funds	3,546	-	-	-	-	-	-	-	3,546
King County Funds	2,962	85	-	-	-	-	-	-	3,047
LTGO Bond Proceeds	973	-	-	-	-	-	-	-	973
Port of Seattle Funds	1,491	(1,491)	-	-	-	-	-	-	-
Private Funding/Donations	501	22	-	-	-	-	-	-	523
Sound Transit Funds	3,919	4,153	-	-	-	-	-	-	8,072
State Grant Funds	8,037	-	-	-	-	-	-	-	8,037
Transportation Funding Package - Lid Lift	18,908	-	-	-	-	-	-	-	18,908
Transportation Move Seattle Levy - Lid Lift	8,679	5,156	3,111	-	-	-	-	-	16,946
Vehicle License Fees \$60 & 0.1% Sales Tax	4,963	2,577	-	-	-	-	-	-	7,540
Vehicle Licensing Fees	9,700	1,615	944	1,044	1,000	1,000	1,000	-	16,303
Water Rates	-	30	-	-	-	-	-	-	30
<b>Total:</b>	<b>65,584</b>	<b>12,619</b>	<b>4,055</b>	<b>1,044</b>	<b>1,000</b>	<b>1,000</b>	<b>1,000</b>	<b>-</b>	<b>86,302</b>
Fund Appropriations / Allocations *	LTD Actuals	2023 Revised	2024	2025	2026	2027	2028	2029	Total
2016 Multipurpose LTGO Bond Fund	973	-	-	-	-	-	-	-	973
Bridging The Gap Levy Fund	18,908	-	-	-	-	-	-	-	18,908
Move Seattle Levy Fund	8,680	5,155	3,111	-	-	-	-	-	16,946
Transportation Benefit District Fund	14,663	4,192	944	1,044	-	-	-	-	20,843
Transportation Fund	22,360	3,272	-	-	1,000	1,000	1,000	-	28,632
<b>Total:</b>	<b>65,584</b>	<b>12,619</b>	<b>4,055</b>	<b>1,044</b>	<b>1,000</b>	<b>1,000</b>	<b>1,000</b>	<b>-</b>	<b>86,302</b>
Unsecured Funding:	LTD Actuals	2023 Revised	2024	2025	2026	2027	2028	2029	Total
To Be Determined	-	-	-	2,900	3,010	3,110	3,213	-	12,233
<b>Total:</b>	<b>-</b>	<b>-</b>	<b>-</b>	<b>2,900</b>	<b>3,010</b>	<b>3,110</b>	<b>3,213</b>	<b>-</b>	<b>12,233</b>

**Unsecured Funding Strategy:** Funding for this program beyond 2024 is dependent upon a future voter approved levy.

**O&M Impacts:** SDOT has individual project budgets for the maintenance of painted markings, signage, signals, bridges and roadway structures, urban forestry, and sidewalks and pavement; these budgets are constrained by the availability of transportation specific and general funds. The SDOT Asset Management website (<https://www.seattle.gov/transportation/about-sdot/asset-management>) provides unconstrained operational cost forecasting by asset type, typical lifecycle and average maintenance cost ranges.

\* Funds are appropriated through the Adopted Budget at the Budget Summary Level. All Amounts shown above are in thousands of dollars

### Urban Design Capital Projects

<b>Project No:</b>	MC-TR-C120	<b>BSL Code:</b>	BC-TR-19003
<b>Project Type:</b>	Ongoing	<b>BSL Name:</b>	Mobility-Capital
<b>Project Category:</b>	Improved Facility	<b>Location:</b>	
<b>Current Project Stage:</b>	N/A	<b>Council District:</b>	Citywide
<b>Start/End Date:</b>	N/A	<b>Neighborhood District:</b>	
<b>Total Project Cost:</b>	N/A	<b>Urban Village:</b>	

This project funds periodic capital improvements made to SDOT infrastructure, including streetscape projects, adaptive streets, public realm projects and other efforts that improve the livability of the urban environment.

Resources	LTD Actuals	2023 Revised	2024	2025	2026	2027	2028	2029	Total
Federal Grant Funds	-	1,421	-	-	-	-	-	-	1,421
Landscape Conservation & Local Infrastructure Program	-	250	250	-	-	-	-	-	500
<b>Total:</b>	-	<b>1,671</b>	<b>250</b>	-	-	-	-	-	<b>1,921</b>
Fund Appropriations / Allocations *	LTD Actuals	2023 Revised	2024	2025	2026	2027	2028	2029	Total
Transportation Fund	-	1,671	250	-	-	-	-	-	1,921
<b>Total:</b>	-	<b>1,671</b>	<b>250</b>	-	-	-	-	-	<b>1,921</b>

**O&M Impacts:** Operating and Maintenance impacts will be addressed for each improvement as needed.

\* Funds are appropriated through the Adopted Budget at the Budget Summary Level. All Amounts shown above are in thousands of dollars



## Urban Forestry Capital Establishment

<b>Project No:</b>	MC-TR-C050	<b>BSL Code:</b>	BC-TR-19001
<b>Project Type:</b>	Ongoing	<b>BSL Name:</b>	Major Maintenance/Replacement
<b>Project Category:</b>	New Investment	<b>Location:</b>	Citywide
<b>Current Project Stage:</b>	N/A	<b>Council District:</b>	Multiple
<b>Start/End Date:</b>	N/A	<b>Neighborhood District:</b>	Multiple
<b>Total Project Cost:</b>	N/A	<b>Urban Village:</b>	Multiple

This project includes funding transferred from other capital projects for trees and landscaping costs. This project is necessary to allow for capital projects to close in a timely way, but to ensure support to complete the three-year establishment for trees and associated planting installed by the project. This project also includes funding from fees paid by developers for the Payment in Lieu of tree planting program established in Ordinance 126821.

Resources	LTD Actuals	2023 Revised	2024	2025	2026	2027	2028	2029	Total
City Light Fund Revenues	-	26	-	-	-	-	-	-	26
Commercial Parking Tax	69	11	-	-	-	-	-	-	80
LTGO Bond Proceeds	9	-	-	-	-	-	-	-	9
Payment in Lieu - Trees	-	-	132	-	-	-	-	-	132
Payroll Expense Tax	-	250	-	-	-	-	-	-	250
Real Estate Excise Tax I	-	100	-	-	-	-	-	-	100
Real Estate Excise Tax II	104	29	29	15	-	-	-	-	178
School Camera Ticket Revenues	-	12	-	-	-	-	-	-	12
State Gas Taxes - City Street Fund	19	27	9	9	-	-	-	-	63
Street Vacations - CRSU	317	33	-	-	-	-	-	-	350
Street Vacations - SVF	18	34	-	-	-	-	-	-	52
Trail and Open Space Levy	13	-	-	-	-	-	-	-	13
Transportation Funding Package - Lid Lift	16	-	-	-	-	-	-	-	16
Transportation Move Seattle Levy - Lid Lift	238	921	300	300	-	-	-	-	1,759
Vehicle License Fees \$60 & 0.1% Sales Tax	-	8	8	8	-	-	-	-	23
Vehicle Licensing Fees	-	4	-	-	-	-	-	-	4
<b>Total:</b>	<b>803</b>	<b>1,454</b>	<b>479</b>	<b>333</b>	<b>-</b>	<b>-</b>	<b>-</b>	<b>-</b>	<b>3,068</b>
Fund Appropriations / Allocations *	LTD Actuals	2023 Revised	2024	2025	2026	2027	2028	2029	Total
2008 Parks Levy Fund	13	-	-	-	-	-	-	-	13
2011 Multipurpose LTGO Bond Fund	9	-	-	-	-	-	-	-	9
Bridging The Gap Levy Fund	16	-	-	-	-	-	-	-	16
Move Seattle Levy Fund	238	921	300	300	-	-	-	-	1,759
Payroll Expense Tax	-	250	-	-	-	-	-	-	250
REET I Capital Fund	-	100	-	-	-	-	-	-	100
REET II Capital Fund	104	29	29	15	-	-	-	-	178
School Safety Traffic and Pedestrian Improvement Fund	-	12	-	-	-	-	-	-	12
Transportation Benefit District Fund	-	12	8	8	-	-	-	-	27
Transportation Fund	73	130	141	9	-	-	-	-	353
Unrestricted Cumulative Reserve Fund	350	-	-	-	-	-	-	-	350
<b>Total:</b>	<b>803</b>	<b>1,454</b>	<b>479</b>	<b>333</b>	<b>-</b>	<b>-</b>	<b>-</b>	<b>-</b>	<b>3,068</b>

\* Funds are appropriated through the Adopted Budget at the Budget Summary Level. All Amounts shown above are in thousands of dollars

**O&M Impacts:** This CIP supports urban forestry staff to maintain landscapes installed by SDOT capital projects.

Vision Zero

<b>Project No:</b>	MC-TR-C064	<b>BSL Code:</b>	BC-TR-19003
<b>Project Type:</b>	Ongoing	<b>BSL Name:</b>	Mobility-Capital
<b>Project Category:</b>	Improved Facility	<b>Location:</b>	Citywide
<b>Current Project Stage:</b>	N/A	<b>Council District:</b>	Multiple
<b>Start/End Date:</b>	N/A	<b>Neighborhood District:</b>	Multiple
<b>Total Project Cost:</b>	N/A	<b>Urban Village:</b>	Multiple

Seattle’s Vision Zero initiative is aimed at ending traffic deaths and serious injuries on city streets by 2030 through street design, education, engagement, and partnership. At the core of the international Vision Zero movement is the belief that no loss of life is acceptable; that humans make mistakes; and that cities should design a system that accounts for imperfection so that when a crash occurs, it doesn’t result in death or injury. This program approaches the challenge of fatal and serious injury crashes from the angle of redesigning streets to emphasize safety, predictability, multimodal mobility, and the potential for human error. It will complete 12-15 corridor safety projects over 9 years to improve safety for all travelers on our highest injury streets. In addition, Vision Zero is focused on taking a proactive, systemwide approach to move toward a safer system for all.

Resources	LTD Actuals	2023 Revised	2024	2025	2026	2027	2028	2029	Total
Commercial Parking Tax	2,122	583	-	2,900	2,900	2,900	2,900	2,900	17,205
Federal Grant Funds	2,237	2,803	-	-	-	-	-	-	5,040
General Fund	548	-	-	-	-	-	-	-	548
Real Estate Excise Tax I	997	3	2,900	-	-	350	-	-	4,250
Real Estate Excise Tax II	257	3,045	-	500	536	205	574	574	5,691
State Gas Taxes - City Street Fund	29	-	-	-	-	-	-	-	29
State Grant Funds	321	2,329	-	-	-	-	-	-	2,650
Transportation Funding Package - Lid Lift	62	-	-	-	-	-	-	-	62
Transportation Move Seattle Levy - Lid Lift	17,861	3,027	1,461	-	-	-	-	-	22,349
Transportation Sales Tax	-	1,360	-	1,000	-	-	-	-	2,360
Vehicle License Fees (2021)	872	4,432	2,287	-	-	-	-	-	7,591
Vehicle License Fees (2023)	-	-	-	-	-	1,614	2,045	2,045	5,704
<b>Total:</b>	<b>25,305</b>	<b>17,583</b>	<b>6,648</b>	<b>4,400</b>	<b>3,436</b>	<b>5,069</b>	<b>5,519</b>	<b>5,519</b>	<b>73,479</b>
Fund Appropriations / Allocations *	LTD Actuals	2023 Revised	2024	2025	2026	2027	2028	2029	Total
Bridging The Gap Levy Fund	62	-	-	-	-	-	-	-	62
General Fund	548	-	-	-	-	-	-	-	548
Move Seattle Levy Fund	17,855	3,032	1,461	-	-	-	-	-	22,349
REET I Capital Fund	997	3	2,900	-	-	350	-	-	4,250
REET II Capital Fund	257	3,045	-	500	536	205	574	574	5,691
Transportation Benefit District Fund	871	5,793	2,287	1,000	-	1,614	2,045	2,045	15,655
Transportation Fund	4,715	5,709	-	2,900	2,900	2,900	2,900	2,900	24,924
<b>Total:</b>	<b>25,305</b>	<b>17,583</b>	<b>6,648</b>	<b>4,400</b>	<b>3,436</b>	<b>5,069</b>	<b>5,519</b>	<b>5,519</b>	<b>73,479</b>
Unsecured Funding:	LTD Actuals	2023 Revised	2024	2025	2026	2027	2028	2029	Total
To Be Determined	-	-	-	-	1,191	1,795	876	1,485	5,347
<b>Total:</b>	<b>-</b>	<b>-</b>	<b>-</b>	<b>-</b>	<b>1,191</b>	<b>1,795</b>	<b>876</b>	<b>1,485</b>	<b>5,347</b>

**Unsecured Funding Strategy:** SDOT will evaluate deliverables, prioritize and scale projects to the extent feasible, and continue to pursue grant and partnership opportunities to resolve potential funding deficits. Funding for this program beyond 2024 is dependent upon a future voter approved levy.

**O&M Impacts:** SDOT has individual project budgets for the maintenance of painted markings, signage, signals, bridges and roadway structures, urban forestry, and sidewalks and pavement; these budgets are constrained by the availability of transportation specific and general funds. The SDOT Asset Management website (<https://www.seattle.gov/transportation/about-sdot/asset-management>) provides unconstrained operational cost forecasting by asset type, typical lifecycle and average maintenance cost ranges.

\* Funds are appropriated through the Adopted Budget at the Budget Summary Level. All Amounts shown above are in thousands of dollars

### Water Structures

<b>Project No:</b>	MC-TR-C111	<b>BSL Code:</b>	BC-TR-19001
<b>Project Type:</b>	Ongoing	<b>BSL Name:</b>	Major Maintenance/Replacement
<b>Project Category:</b>	Rehabilitation or Restoration	<b>Location:</b>	Various
<b>Current Project Stage:</b>	N/A	<b>Council District:</b>	Council District 6
<b>Start/End Date:</b>	N/A	<b>Neighborhood District:</b>	Ballard
<b>Total Project Cost:</b>	N/A	<b>Urban Village:</b>	Multiple

This project funds the rehabilitation and replacement of SDOT's limited portfolio of piers on Elliot Bay (at Washington St and Madison St) and the Ship Canal (at 37th Ave E and 24th Ave NW).

Resources	LTD Actuals	2023 Revised	2024	2025	2026	2027	2028	2029	Total
Internal Service Fees and Allocations, Outside Funding Partners	77	-	-	-	-	-	-	-	77
Miscellaneous Revenues	-	-	-	-	-	-	-	-	-
Street Use Fees	98	-	-	-	-	-	-	-	98
<b>Total:</b>	<b>175</b>	<b>-</b>	<b>-</b>	<b>-</b>	<b>-</b>	<b>-</b>	<b>-</b>	<b>-</b>	<b>175</b>
Fund Appropriations / Allocations *	LTD Actuals	2023 Revised	2024	2025	2026	2027	2028	2029	Total
Transportation Fund	175	-	-	-	-	-	-	-	175
<b>Total:</b>	<b>175</b>	<b>-</b>	<b>-</b>	<b>-</b>	<b>-</b>	<b>-</b>	<b>-</b>	<b>-</b>	<b>175</b>

**O&M Impacts:** This is a capital maintenance project that reduces the need for O&M by improving asset condition.

\* Funds are appropriated through the Adopted Budget at the Budget Summary Level. All Amounts shown above are in thousands of dollars

## Waterfront Transportation Infrastructure Maintenance

<b>Project No:</b>	MC-TR-C109	<b>BSL Code:</b>	BC-TR-16000
<b>Project Type:</b>	Ongoing	<b>BSL Name:</b>	Central Waterfront
<b>Project Category:</b>	Rehabilitation or Restoration	<b>Location:</b>	Central Waterfront
<b>Current Project Stage:</b>	N/A	<b>Council District:</b>	Multiple
<b>Start/End Date:</b>	N/A	<b>Neighborhood District:</b>	Downtown
<b>Total Project Cost:</b>	N/A	<b>Urban Village:</b>	Downtown

The Waterfront Seattle program is reconstructing existing transportation infrastructure, Alaskan Way and Elliott Way as well as other streets and bridges. It is also building new transportation infrastructure: the Union Street Pedestrian Bridge, Overlook Walk and Pine Street connector. Each of these program elements includes transportation assets such as pavement, sidewalks, ADA ramps, signs, signals, markings and landscapes that will need on-going maintenance to remain safe and in a state of good repair.

This program is a capital infrastructure maintenance program to keep the new and rebuilt assets in a state of good repair, consistent with long-term maintenance commitments made by the City. It is also intended that this program set aside funds for future asset replacement or rehabilitation as necessary.

Resources	LTD Actuals	2023 Revised	2024	2025	2026	2027	2028	2029	Total
Commercial Parking Tax	-	100	500	500	600	750	750	750	3,950
Real Estate Excise Tax II	-	100	-	-	-	-	-	-	100
<b>Total:</b>	-	<b>200</b>	<b>500</b>	<b>500</b>	<b>600</b>	<b>750</b>	<b>750</b>	<b>750</b>	<b>4,050</b>
Fund Appropriations / Allocations *	LTD Actuals	2023 Revised	2024	2025	2026	2027	2028	2029	Total
REET II Capital Fund	-	100	-	-	-	-	-	-	100
Transportation Fund	-	100	500	500	600	750	750	750	3,950
<b>Total:</b>	-	<b>200</b>	<b>500</b>	<b>500</b>	<b>600</b>	<b>750</b>	<b>750</b>	<b>750</b>	<b>4,050</b>

**O&M Impacts:** This program is intended to address the on-going maintenance needs of the new or reconstructed transportation assets provided by the Waterfront program.

\* Funds are appropriated through the Adopted Budget at the Budget Summary Level. All Amounts shown above are in thousands of dollars

### West Marginal Way Safe Street and Accessibility Improvements

<b>Project No:</b>	MC-TR-C103	<b>BSL Code:</b>	BC-TR-19003
<b>Project Type:</b>	Discrete	<b>BSL Name:</b>	Mobility-Capital
<b>Project Category:</b>	New Facility	<b>Location:</b>	West Marginal Way SW and SW Alaska St
<b>Current Project Stage:</b>	Stage 2 - Initiation, Project Definition, & Planning	<b>Council District:</b>	Council District 1
<b>Start/End Date:</b>	2020 - 2022	<b>Neighborhood District:</b>	Not in a Neighborhood District
<b>Total Project Cost:</b>	\$3,300	<b>Urban Village:</b>	Not in an Urban Village

This project will implement rail crossing improvements, street crossing improvements, and sidewalk connections in the vicinity of West Marginal Way SW and SW Alaska St. Funding for the project in 2020 (\$750,000) is intended project design and agency coordination with the BNSF Railway.

Resources	LTD Actuals	2023 Revised	2024	2025	2026	2027	2028	2029	Total
LTGO Bond Proceeds	1,258	1,542	-	-	-	-	-	-	2,800
Real Estate Excise Tax II	79	421	-	-	-	-	-	-	500
<b>Total:</b>	<b>1,337</b>	<b>1,963</b>	-	-	-	-	-	-	<b>3,300</b>
Fund Appropriations / Allocations *	LTD Actuals	2023 Revised	2024	2025	2026	2027	2028	2029	Total
2021 West Seattle Bridge Repair LTGO Bond Fund	1,253	397	-	-	-	-	-	-	1,650
2022 Multipurpose LTGO Bond Fund	5	1,145	-	-	-	-	-	-	1,150
REET II Capital Fund	79	421	-	-	-	-	-	-	500
<b>Total:</b>	<b>1,337</b>	<b>1,963</b>	-	-	-	-	-	-	<b>3,300</b>

**Unsecured Funding Strategy:** Funding for this project may depend upon the availability of grants or identification of new/incremental revenue sources.

**O&M Impacts:** SDOT has individual project budgets for the maintenance of painted markings, signage, signals, bridges and roadway structures, urban forestry, and sidewalks and pavement; these budgets are constrained by the availability of transportation specific and general funds. The SDOT Asset Management website (<https://www.seattle.gov/transportation/about-sdot/asset-management>) provides unconstrained operational cost forecasting by asset type, typical lifecycle and average maintenance cost ranges.

\* Funds are appropriated through the Adopted Budget at the Budget Summary Level. All Amounts shown above are in thousands of dollars

## West Seattle Bridge Immediate Response

<b>Project No:</b>	MC-TR-C110	<b>BSL Code:</b>	BC-TR-19001
<b>Project Type:</b>	Discrete	<b>BSL Name:</b>	Major Maintenance/Replacement
<b>Project Category:</b>	Rehabilitation or Restoration	<b>Location:</b>	West Seattle Bridge Spanning the Duwamish
<b>Current Project Stage:</b>	Stage 5 - Construction	<b>Council District:</b>	Multiple
<b>Start/End Date:</b>	2020 - 2024	<b>Neighborhood District:</b>	Greater Duwamish
<b>Total Project Cost Range:</b>	159,170 - 224,711	<b>Urban Village:</b>	Not in an Urban Village

This CIP funds the West Seattle Bridge Program, including broad community engagement efforts and the Reconnect West Seattle multimodal strategy. The capital delivery components include emergency repairs and bridge stabilization work, high bridge and low bridge rehabilitation, low bridge improvements, and high bridge replacement planning. In parallel, this CIP funds a broad multimodal capital strategy (Reconnect West Seattle) to accommodate cross-Duwamish travel that formerly used the high bridge in partnership with King County Metro, Sound Transit, WSDOT, Washington State Ferries, BNSF, the Port of Seattle, other state and federal agencies, private mobility providers, large employers, and the general public.

<b>Resources</b>	<b>LTD Actuals</b>	<b>2023 Revised</b>	<b>2024</b>	<b>2025</b>	<b>2026</b>	<b>2027</b>	<b>2028</b>	<b>2029</b>	<b>Total</b>
City Light Fund Revenues	-	1,319	-	-	-	-	-	-	1,319
Drainage and Wastewater Rates	-	21	-	-	-	-	-	-	21
Federal Grant Funds	30,427	2,542	4,682	-	-	-	-	-	37,651
LTGO Bond Proceeds	67,105	38,093	-	-	-	-	-	-	105,198
Partnership Funds	744	(744)	-	-	-	-	-	-	-
Port of Seattle Funds	9,000	-	-	-	-	-	-	-	9,000
Vehicle License Fees \$60 & 0.1% Sales Tax	4,541	459	-	-	-	-	-	-	5,000
<b>Total:</b>	<b>111,817</b>	<b>41,689</b>	<b>4,682</b>	<b>-</b>	<b>-</b>	<b>-</b>	<b>-</b>	<b>-</b>	<b>158,188</b>
<b>Fund Appropriations / Allocations *</b>	<b>LTD Actuals</b>	<b>2023 Revised</b>	<b>2024</b>	<b>2025</b>	<b>2026</b>	<b>2027</b>	<b>2028</b>	<b>2029</b>	<b>Total</b>
2021 West Seattle Bridge Repair LTGO Bond Fund	59,616	14,947	-	-	-	-	-	-	74,564
2022 Multipurpose LTGO Bond Fund	7,603	23,031	-	-	-	-	-	-	30,634
Transportation Benefit District Fund	4,541	459	-	-	-	-	-	-	5,000
Transportation Fund	40,057	3,252	4,682	-	-	-	-	-	47,990
<b>Total:</b>	<b>111,817</b>	<b>41,689</b>	<b>4,682</b>	<b>-</b>	<b>-</b>	<b>-</b>	<b>-</b>	<b>-</b>	<b>158,188</b>

**Financial Planning Strategy:** SDOT and CBO continue to evaluate the funding strategy for the repair and replacement of the West Seattle Bridge. The initial funding will be LTGO bonds, with the debt service paid for by Real Estate Excise Tax. SDOT will work to identify potential partnership funding.

**O&M Impacts:** O&M Costs are still being evaluated.

\* Funds are appropriated through the Adopted Budget at the Budget Summary Level. All Amounts shown above are in thousands of dollars





# Seattle City Light



### Overview

Seattle City Light (City Light) is a municipally owned electric utility that operates as a department of the City of Seattle. The utility serves a population of approximately 955,000 people living in a 131 square-mile area, which includes the City of Seattle and several adjoining jurisdictions. To serve these customers, City Light owns, maintains, and operates a multi-billion-dollar physical plant. The physical plant includes:

- A power generation system consisting of seven hydroelectric plants on the Pend Oreille, Skagit, Cedar, and Tolt rivers with a combined capacity of approximately 2,000 megawatts.
- 667 miles of high-voltage transmission lines.
- A distribution system with 16 major substations and more than 2,500 miles of overhead and underground cable.
- A state-of-the-art System Operations Center coordinating the City's electric system.
- Billing and metering technology tracking over 482,000 accounts.

City Light's Capital Improvement Program (CIP) is the vehicle for repairing, upgrading, and expanding this infrastructure. With planned spending of \$2.75 billion over the 2024-2029 timeframe, the CIP funds a variety of safety improvements, mitigation activities, and licensing requirements. Funding for the CIP comes primarily from retail electricity sales, sales of surplus power on the wholesale market, and the sale of revenue bonds. Federal and state grant funding is also an expected source in this timeframe.

### Thematic Priorities

The CIP underpins City Light's core mission of providing customers with affordable, reliable, and environmentally responsible energy services. The CIP reflects ongoing operational priorities as well as new business strategies identified in the utility's 2023-2028 Strategic Plan update. The update continues work on the five business strategies first described in the 2022-2026 Strategic Plan:

#### 1. **Improve the Customer Experience**

City Light is focused on engaging with our customers and helping employees see the impact of their actions from the customers' perspective. We are making investments to enhance accessibility, offer new program choices, and better meet our customers' diverse needs.

#### 2. **Create Our Energy Future**

Creating our energy future involves responsibly growing demand for clean energy through electrification, investing in access to low-cost carbon-free renewable power, and building and maintaining a smart, resilient, flexible, dynamic, and reliable grid infrastructure. Past budgets added significant funding for electrification and grid modernization in anticipation of federal and state infrastructure grant opportunities.

#### 3. **Develop Workforce and Organizational Agility**

Our industry is transforming quickly, and so are our customers' needs. City Light is building an organization that is nimble, adaptive, and responsive by investing in strong change management, workforce development, and new technology resources.

#### 4. **Ensure Financial Stewardship and Affordability**

To deliver rates that are affordable for all, City Light is leaning into strong fiscal management and new pricing options to help customers manage their energy bills through efficient use of City Light's products and services.

## 5. We Power

“We Power” refers to our core mission as a utility – to provide our customers with affordable, reliable, and environmentally responsible energy services. Critical CIP efforts funded in past budgets include Skagit Relicensing and the Accelerated Pole Replacement Program; both initiatives continue in the 2024-2029 Budget.

Notable CIP areas that advance our 2023-2028 Strategic Plan Update and core planning and operational needs include:

### **Investments to Create Our Energy Future**

The CIP includes funding for projects to advance Seattle’s transition away from fossil fuels to achieve a zero-carbon city. Grid modernization investments will update and modernize the distribution system to improve resiliency, add flexibility, and maintain reliability. Projects supporting electrification include large-scale maritime electrification projects, as well as ongoing expansion of electric vehicle charging infrastructure and customer incentive programs. Green energy resource growth will enable projects to develop distributed generation (solar, wind, etc.), energy storage, demand-side management, and other distributed energy resource (DER) technology. Under the Utility Next program, City Light will pursue and leverage grant matching funds for federal and state stimulus dollars to accelerate work across our business strategies.

### **Technology, Data and Cyber Security**

Improvements are planned for various foundational technology systems that underpin our system operations and customer interactions. Investments include an expanded customer self-service portal, upgraded advanced meter infrastructure, and improved customer metering and billing systems to provide a better service experience for customers. Upgrades to the Geospatial Information System (GIS) and the Outage Management System (OMS) will facilitate new energy technologies as part of grid transformation. A major upgrade of the Work and Asset Management System (WAMS) is also in the initial planning stages. To safeguard our technology assets and harden against cyber threats, advanced developments in cyber security programs, technology governance, and operations are funded.

### **Hydroelectric Project Relicensing**

The federal license for the Skagit River Hydroelectric Project, a series of three dams that produces approximately 20% of City Light’s owned generation capacity, expires in 2025. Renewing the license with FERC also means reviewing the safety, cost, environmental, and cultural impacts of the continued operation of the project. Since 2020, City Light has been collaborating with local partners to develop an application for a new license that will last for the next 30-50 years. The license will include requirements around protecting the environment and the culture of the watershed and its surrounding communities. In addition, the South Fork Tolt Hydroelectric Project is also up for FERC license renewal in 2027. For the Boundary Hydroelectric Project, various protection, mitigation, and enhancement activities are needed to fulfill requirements mandated by its 2014 FERC license and settlement agreement.

### **Transmission & Distribution Infrastructure Maintenance**

Reliable energy delivery requires proactive maintenance of transmission and distribution assets. The utility has accelerated the pace of pole replacements due to a critical need to replace deteriorating poles that are essential for reliability as well as public safety. Other major program investments include expansion of the network distribution system in the north downtown area to realize systemwide benefits from the new Denny Substation, as well as replacement of failing underground cables.

### **Preserving Hydroelectric Generation Assets**

Preservation of Seattle’s legacy hydroelectric generation facilities is accomplished through prudent investments and proactive maintenance. Planned enhancements include a wide range of dam safety investments; an improved outage management system; long-term planning for small legacy hydroelectric projects such as Cedar Falls; improvements of ancillary systems and facilities such as powerhouse systems; plant automation; and cyber and physical security investments.

### **Workforce, Facilities and Fleets**

Supporting an agile workforce requires a work environment conducive to productivity, collaboration, and innovation. A major restacking project funds renovation of office space in the Seattle Municipal Tower to improve ergonomics, modify workspaces to accommodate modern technology and collaboration, and reduce the utility’s footprint in the downtown core. Similarly, strategic fleet investments are replacing aging vehicles with electric-powered alternatives that are greener and more efficient.

### **Race and Social Justice**

City Light is committed to leading with equity and prioritizing investments in ways that deliver value to underserved and under-represented communities. The utility is actively engaged in the Citywide effort to rebuild Seattle as a city that is racially just, equitable, and inclusive. In developing and executing the CIP, work groups seeking incremental funding participated in an equity lab with City Light’s RSJ Change Team to seek diverse perspectives and identify opportunities to incorporate social justice work into implementation plans. City Light will work to prioritize positive outcomes and reverse historic inequities for underserved communities, including Black, Indigenous, and people of color as well as immigrants, refugees, persons experiencing low incomes, English language learners, youth, and seniors. This includes prioritizing the electrification of public transit to deliver better air quality and other health benefits to historically underserved communities. Other benefits include a focus on job creation and economic activity with an emphasis on historically excluded populations.

### **Project Selection Criteria**

City Light’s planning process is designed to ensure project funding meets customers’ current and future needs, and to position the utility to meet current and future strategic and operational challenges. Project ideas come from throughout City Light. Members of each of the utility’s organizational lines of business (e.g., power supply, transmission and distribution, fleets, facilities, electrification, technology, and customer service) prioritize capital spending and then submit recommended projects through a centralized capital budgeting system.

For any new capital project with a total cost exceeding \$1 million, utility staff complete an intake to document the project expectations, rationale, and a cost-benefit analysis of alternatives.

Availability of funding and labor resources limits the CIP, and to balance overall needs within these constraints, City Light may rescope, reschedule, or defer projects in the six-year CIP.

### **2024-2029 Adopted CIP Highlights**

The 2024-2029 Adopted CIP outlines \$2.75 billion in capital spending over six years for power supply, transmission, distribution, external projects, and central utility needs.

2024-2029 Adopted CIP Summary of Allocations by Program

Budget Program/SubProgram	2024	2025	2026	2027	2028	2029
<b>Central Utility Projects</b>	<b>35,185,466</b>	<b>31,682,324</b>	<b>30,997,039</b>	<b>34,376,840</b>	<b>28,664,649</b>	<b>30,639,202</b>
Customer & Billing	-	-	-	-	-	-
Finance and IT Systems	6,513,713	7,611,302	6,624,695	8,894,355	5,224,025	6,530,554
Fleets & Facilities	28,671,752	24,071,023	24,372,344	25,482,485	23,440,624	24,108,648
<b>Distribution</b>	<b>261,660,984</b>	<b>267,663,589</b>	<b>278,358,871</b>	<b>270,191,361</b>	<b>275,347,819</b>	<b>309,193,770</b>
Distribution Other	23,161,648	22,410,238	25,030,332	20,353,864	19,067,949	18,112,514
Network	22,731,448	21,660,493	24,389,333	24,214,921	22,705,188	25,069,794
Radial	118,698,270	125,475,180	126,607,058	121,521,976	117,505,440	135,714,119
Service Connections	72,128,830	74,082,850	77,687,129	72,836,553	84,758,450	97,370,219
Substations	24,940,787	24,034,828	24,645,018	31,264,046	31,310,792	32,927,125
<b>External Projects</b>	<b>25,491,925</b>	<b>28,570,303</b>	<b>30,859,458</b>	<b>33,973,929</b>	<b>28,444,523</b>	<b>22,064,218</b>
Local Jurisdictions	15,412,907	19,690,250	22,692,915	25,916,448	20,122,531	14,802,815
Transportation Relocations	10,079,018	8,880,053	8,166,543	8,057,480	8,321,992	7,261,404
<b>Power Supply</b>	<b>108,593,751</b>	<b>115,381,221</b>	<b>102,267,721</b>	<b>108,892,112</b>	<b>110,780,487</b>	<b>133,984,185</b>
Boundary	34,553,098	30,985,144	34,686,609	33,672,159	30,273,833	38,021,756
Cedar Falls - Tolt	4,095,481	7,912,857	7,984,874	6,347,628	7,553,927	8,899,636
Power Supply Other	1,340,534	1,363,008	1,273,599	810,518	1,154,509	1,153,771
Skagit	23,308,317	30,116,236	13,740,154	23,354,742	25,998,936	38,397,480
Conservation and Environme	45,296,321	45,003,975	44,582,486	44,707,066	45,799,282	47,511,542
<b>Transmission</b>	<b>15,096,005</b>	<b>6,823,032</b>	<b>6,912,629</b>	<b>6,943,533</b>	<b>8,111,313</b>	<b>6,129,101</b>
Transmission	15,096,005	6,823,032	6,912,629	6,943,533	8,111,313	6,129,101
<b>Grand Total</b>	<b>446,028,130</b>	<b>450,120,469</b>	<b>449,395,719</b>	<b>454,377,775</b>	<b>451,348,791</b>	<b>502,010,476</b>

A selection of projects from each program follows.

**Central Utility Projects**

Projects in this program provide for centralized billing and customer service systems, financial and information technology systems, and vehicle fleets and facilities that are not part of the power generating plant (e.g., equipment shops, service centers, and maintenance yards). This program also includes City Light’s work on transportation electrification.

For 2024, there is \$35 million in funding for 12 projects in Central Utility. Highlights include:

- **Office Furniture and Equipment Replacement (MC-CL-XF9103): \$12,245,553**  
This ongoing project funds renovations of office space and capital replacement of office equipment, including modular office workstations, conference room ensemble furniture, flexible group workspaces, and major office machines. Improvements will enhance worker safety, with improved light, airflow, and ergonomics, as well as enhance productivity and team collaboration. This project also supports the City’s Space Reduction Pilot, which aims to reduce the utility’s footprint in the downtown core by 25% to achieve cost efficiencies.
- **Equipment Fleet Replacement (MC-CL-XF9101): \$8,689,545**  
This ongoing project funds the purchase of light-duty and heavy-duty mobile equipment fleet vehicles. This includes replacement of specialized fleet vehicles for electric utility use, as well as enhancements and additions of green alternatives such as electric powered vehicles.
- **Transportation Electrification (MC-CL-XF9239): \$5,054,509**  
This ongoing project develops electrification infrastructure to support light-duty, medium-duty, and heavy-duty electric vehicles as well as ferry and port systems. Efforts support electrified public transit, fleet electrification, and electric vehicle charging.

2024-2029 Proposed Capital Improvement Program

- New Technology (MC-CL-ZF9980): \$4,858,337

This ongoing technology program will establish foundational technology for the modernization of the grid and ensure the improvement of operational technology. These initiatives were outlined to ensure we are supporting the best practices and needs of the utility.

### **Distribution**

Projects in this program include improvements to City Light’s distribution substations, relays, feeders, network distribution systems, overhead and underground radial distribution systems, service connections, customer meters, operational technology, and other facilities and assets related to the distribution system.

For 2024, there is \$262 million included for 52 projects in Distribution. Highlights include:

- Overhead Equipment Replacements (MC-CL-YR8351): \$47,229,182

This ongoing project replaces overhead distribution equipment nearing the end of its usable life, is overloaded, or no longer has an available supply of spare parts. These items include, but are not limited to, poles, cross-arms, transformers, and open-wire secondaries.

- Underground Equipment Replacements (MC-CL-YR8353): \$28,939,035

This ongoing project replaces and improves underground electrical system equipment that is failing or approaching the end of its useful life. This project enhances distribution system reliability, avoiding unplanned outages or interruption of service due to equipment failure.

- Medium Overhead and Underground Services (MC-CL-ZS8366): \$22,701,098

This ongoing project funds engineering and installation of radial electric power service connections with medium-sized power requirements of 50 KVA to 2.5 MVA and 26 kV. The cost of this work is generally reimbursed by the requesting customer.

- Pole Attachments (MC-CL-YR8452): \$17,109,850

This ongoing project funds preparing poles for the attachment of communication infrastructure owned by other entities. The construction costs associated with this work are typically fully reimbursable and attachments generate ongoing revenues through pole attachment rental fees.

- Network Additions and Services – Broad Street Substation (MC-CL-ZS8363): \$9,637,434

This ongoing project funds electrical service connections, capacity additions, and related improvements in response to customer service requests within the Broad Street network area. The project also funds replacement or installation of network transformers, network protectors and specialty transformers, or in-building vault retrofits or other short-duration system improvement needs that may be identified during construction.

- Software Replacement Strategy (MC-CL-YD9969): \$8,300,755

This project funds the upgrade or replacement of key applications and systems as part of the Utility Technology Portfolio. Timely upgrades and replacements ensure that technology and enterprise level software resources are kept up to date, are fully functional and continue to deliver more benefits and technology automations to internal and external customers.

- Network Additions and Services – First Hill, Massachusetts, Union, & University (MC-CL-ZS8364): \$8,203,782

This ongoing project provides electrical service connections and related improvements in response to customer service requests within the First Hill, Massachusetts, Union, and University District network areas. The project performs capacity additions work associated with service connections to customers, including condominiums, office buildings, medical facilities, hotels, and commercial and apartment buildings. The project also replaces or installs network transformers, network protectors,

and specialty transformers, and performs short-duration system improvement work identified during operations, including retrofitting in-building vaults.

- Small Overhead and Underground Services (MC-CL-ZS8367): \$7,838,888  
This ongoing project funds engineering and installation of radial electric power service connections with small size power requirements of less than 50 KVA and 26 kV. The cost of this work is generally reimbursed by the requesting customer.
- Denny Substation – Network (MC-CL-YN8404): \$6,995,334  
This ongoing project funds network system work in the Denny Substation network area. Work may include design and construction, engineering design at the substation network interface, and underground conversion of streetlights, traffic signals, and telecom and fiber optic systems.
- Substation Equipment Improvements (MC-CL-YS7752): \$6,326,367  
This ongoing project adds, replaces, and upgrades substation equipment, particularly substation electrical and control equipment. The project also funds the installation of remote control and monitoring of substation equipment from the System Control Center, which facilitates faster response time to correct system instability or outages. This work maintains and improves system reliability, permits compliance with high voltage and environmental regulations, and ensures safe work sites.
- Substation Breaker Replacements & Reliability Additions (MC-CL-YS7779): \$5,656,009  
This ongoing project funds the review of City Light's inventory of approximately 400 transmission and distribution voltage circuit breakers. It determines which have the greatest wear, gas or oil leaks, maintenance cost, and service stress. It prioritizes replacement of circuit breakers with highest risk of failure.
- Large Overhead and Underground Services (MC-CL-ZS8365) \$5,334,725  
This ongoing project provides large size electric power service connections from City Light's distribution system to the customer's meter for power requirements of greater than 3 MVA and 26 kV radial services. Most of this related work is billable to the customer. The project allows City Light to provide service to new customers in a safe, reliable, timely and cost-effective manner, fulfilling its commitment to be a customer- and community-focused organization.
- Relaying Improvements (MC-CL-YS7753): \$5,275,481  
This ongoing project replaces protective relays to ensure system reliability by protecting the rest of the distribution system from potentially cascading effects if one part fails to operate properly. It upgrades relay technology, allowing remote control and documentation of system events, which enhances the detection and management of equipment problems.

**External Projects**

Projects in this program respond to requests from local jurisdictions to relocate distribution services from overhead to underground systems per the terms of franchise agreements; maintain and upgrade the streetlight system; relocate utility infrastructure in response to major transportation projects; and provide capital improvements in response to other customer-requested service needs.

For 2024, the CIP includes \$25 million in funding for nine External Projects. Highlights include:

- Local Transportation Driven Relocations (MC-CL-ZT8369): \$9,357,917  
This ongoing project funds relocation of electrical lines to accommodate or take advantage of transportation-related projects, street vacations, or other projects initiated by outside agencies such as SDOT, WSDOT, or suburban municipalities. Work includes modifications to the distribution system, including replacement or modifications of line segments, poles, and underground facilities. Some costs may be reimbursable by the requesting outside agencies.

**2024-2029 Proposed Capital Improvement Program**



- Streetlight Arterial, Residential and Flood (MC-CL-ZL8378): \$7,197,038  
This ongoing project funds streetlights and floodlights requested by various taxing jurisdictions and other customers. Lights may be provided in public right of way and on private property, for either public or private benefit.
- Transportation Streetlights (MC-CL-ZL8377): \$5,600,558  
This ongoing project funds relocation of streetlights displaced by City of Seattle transportation projects.
- LED Streetlight Conversion Program (MC-CL-ZL8441) \$2,250,095  
This project is the second-generation replacement of LED luminaires and will be deployed with a controls system to replace all cobra-head streetlights. The project is expected to achieve an additional 20% annual energy savings and prevent 2,720 metric tons of carbon from being released into the atmosphere. Included in this project will be a color temperature reduction to 3000K to improve customer reports of discomfort glare. This project continues the work originally chartered in 2009 to upgrade all City-owned streetlights to LED, which achieved an estimated annual 40% energy savings and avoided 5,446 metric tons of carbon released into the atmosphere. Since then, the LED industry has matured, and the original fixtures are no longer a benchmark of efficiency and are nearing the end of life.

### **Power Supply**

Projects in this program include energy efficiency, environmental claims, improvements to dams, generators, powerhouses, as well as compliance work to meet federal licensing and environmental mitigation requirements for hydroelectric dams. Rebuilds or replacements of major power production equipment are sequenced to reduce the impact to power generation and to minimize fluctuations in the annual amount of capital spending.

For 2024, the CIP includes \$109 million in funding for 32 projects in Power Supply. Highlights include:

- Energy Efficiency (MC-CL-WC2250) \$31,341,969  
This ongoing project funds energy efficiency programs at City Light.
- Boundary – Licensing Mitigation (MC-CL-XB6987): \$14,482,067  
This ongoing project implements protection, mitigation, and enhancement measures required by the terms and conditions of the Boundary Hydroelectric Project license issued by FERC in 2013. The license allows for the continued operation of the project, City Light's largest generating station producing approximately 25% to 40% of the utility's power supply.
- Environmental Claims (MC-CL-WC3133) \$11,309,818  
This ongoing project funds all environmental liability clean-up and remediation work on City Light-owned and non-owned properties, whether voluntary or ordered by state or federal environmental regulating agencies.
- Boundary Powerhouse – Unit 52 Generator Rebuild (MC-CL-XB6535): \$10,116,189  
This project funds rewinding and refurbishing of the Boundary Powerhouse Unit 52 generator and upgrades its fire-suppression system. Work may also include mechanical upgrades or installations of seal rings, wicket gates, and diagnostic equipment. This programmatic maintenance helps extend the useful life of the generator.
- Skagit Minor Emergent (MC-CL-XS6405): \$7,586,413  
This ongoing project provides funding for emergent capital improvement needs for various facilities at the Skagit Project. This project also funds small scheduled capital projects with cost estimates of less than \$25,000.
- Skagit Facilities Plan (MC-CL-XS6520): \$5,108,377

### **2024-2029 Proposed Capital Improvement Program**

This project implements a comprehensive facility plan to optimize buildings and structures at two Skagit town sites. The project preserves essential facilities that support SCL's power production needs, and retains important civic, cultural, and historic features in keeping with the historic preservation requirements of the Skagit FERC Licensing agreement. The project will reduce operational costs by dismantling and removing surplus facilities that require significant on-going maintenance.

- Skagit – Relicensing (MC-CL-XS6986): \$3,590,415  
This ongoing project provides support of the relicensing activities for the Skagit River Hydroelectric Project, including support of staff, environmental studies, documentation, and consultation. Relicensing work began in 2019. The current FERC license for the Skagit Project expires in 2025. City Light submitted the final license application to FERC in April 2023, but work continues to refine the details of proposed protection, mitigation, and enhancement measures.
- Gorge Crane Rehabilitation (MC-CL-XS6639): \$3,261,231  
This project refurbishes or replaces mechanical and electrical systems for the Gorge powerhouse crane and will provide safety upgrades to comply with current code. The Gorge powerhouse crane has never undergone a major refurbishment. The three Gorge generating units are planned for overhauls within the next 10 years and will require a reliable crane. The crane control system is being modernized to allow for better control and accuracy.
- Skagit License 1995 (MC-CL-WC3125): \$2,500,000  
This project funds the License Settlement Agreement for the 1995 Skagit License including activities such as fisheries, wildlife, North Cascades Environmental Learning Center, recreation, Skagit ROW vegetation management, erosion, plant propagation, historic properties, archaeological MOAs, Powerhouse National Pollutant Discharge Elimination Systems (NPDES), aesthetics agreement and visual quality, and salmon studies.
- Boundary Minor Emergent (MC-CL-XB6401): \$2,253,605  
This ongoing project provides financial coverage for emergent capital projects, specifically related to Boundary facilities. These projects are, by definition, unforeseeable, unscheduled, unpredictable, and occur on a first-come, first-serve basis.
- Boundary Generation Step-up Transformer Upgrade (MC-CL-XB6493): \$2,208,172  
This project replaces six existing step-up transformers at Boundary Dam and funds the purchase of a seventh transformer to keep as a spare in inventory due to long lead times for these specialized parts. This project helps avoid prolonged loss of generation due to forced outage.
- Tolt Relicensing (MC-CL-XC6985): \$2,002,803  
The South Fork Tolt Hydroelectric Project (the Project) FERC License expires in July 2029. Without a license the project cannot be legally operated. This project funds the preparation of necessary documentation to be filed with the FERC by June 2027 to either acquire a new operating license for the project or decommission it. The FERC relicensing process will require preparing and filing a Notice of Intent (NOI), Preliminary Application Document (PAD), and Preliminary and Final License applications. The PAD, which is due in 2024, will be a substantial document requiring consultant assistance and additional City Light staff resources. Work began in 2021 to prepare the PAD and start the relicensing process. The main study phase of relicensing will occur in 2025 and 2026, which will require consultant and agency support for studies, reporting, and preparation of the final license application due in 2027. If City Light were to decide to cease operating the project instead of relicensing it, a Decommissioning Application would need to be filed, which requires many of the same elements and funding to complete this work.

**Transmission**

Projects in this program fund refurbishment and expansion of utility-owned high-voltage transmission infrastructure that transports electricity from generation facilities to City Light’s service territory, as well as within the service territory.

For 2024, the CIP budget includes \$15 million for six projects in Transmission. Highlights include:

- Transmission Line Inductors (MC-CL-YT8461): \$8,164,159  
This project addresses the issue of increased electric transmission congestion load growth in the Puget Sound area. The project funds the installation of inductors or phase shifting transformers, which curtail the flow of power through the Seattle area, while improving customer and asset strengths and maintaining reliability.
- Transmission Tower Refurbishment (MC-CL-YT7130): \$3,795,104  
This ongoing project funds programmatic painting and refurbishment of approximately 1,700 steel transmission tower structures. Metal transmission towers have a long life if properly maintained, while replacements are disruptive and can cost more than \$2 million per tower.
- Transmission Reliability (MC-CL-YT7104): \$2,250,226  
This ongoing project funds replacement and improvement of transmission structures and conductors. This work may include engineering, construction, and related work, as well as minor improvements to overhead or underground transmission system assets to improve reliability.

**CIP Revenue Sources**

Approximately 60% of the CIP is funded through the sale of revenue bonds, based on financial policies set forth in Resolution 31187. The remaining 40% is funded by revenues from retail electric rates, wholesale sales, direct customer billings for service connections and other customer requested work, and assorted fees. Federal and state grant funding are also anticipated funding sources in this six-year timeframe; these funds will be added to the CIP as the grants are approved.

**Summary of Upcoming Budget Issues and Challenges**

**Budget Issues**

City Light’s strategic plan commitment to hold rate increases to levels resembling inflation limits CIP spending to the amounts previously identified in the adopted six-year plan. This means that change requests with new funding needs must be offset with reductions elsewhere in the CIP.

The Undergrounding Program does not include the funding needed to make substantial progress on this body of work. Supply chain and staffing constraints have exacerbated the long lead times needed to design and replace underground cabling. Therefore, funding is being shifted to offset other critical capital funding needs until a more focused effort can resume on undergrounding. For instance, City Light is working on policies and funding approaches to re-evaluate the program going forward and anticipates significant customer outreach once policy and funding options have been presented to the Mayor’s Office and City Council. Ultimately, resources will need to be assigned to increase replacement of failing underground cables. There may be future rate impacts associated with adequately funding the undergrounding work in the future.

The six-year CIP does not currently include all costs associated with relicensing of the Skagit Hydroelectric Project. Costs are expected to be significant and at this time there is not sufficient

information to project these costs and include them in the spending plan. Implementation of a new FERC license will likely have future rate impacts.

### Challenges

There are several challenges that will transform our business over the next decade:

- *New technologies are transforming how people use electricity.* Commercialization of energy technologies poses a potential risk to City Light. New options and products for controlling consumption, generating, and storing electricity will impact how customers interact with their local utility. Utilities must continue to evolve and to develop their products and services to best serve shifting customer needs and expectations.
- *Declining retail energy consumption and electrification.* Advances in energy efficiency have reduced consumer energy demand, particularly for those with access to modern energy efficient technology and dwellings. Due in part to energy efficient building codes and new technologies, today's multifamily units consume approximately half as much energy as older single-family homes. At the same time, electrification of buildings and transportation promises to increase demand for electricity, reinforcing the critical need for grid investments that will be required to effectively serve this new demand. This changing landscape calls for managing impacts to rates while also understanding and compensating for inequities in access to green, cost-saving technologies.
- *Impact of retirements and legacy practices.* As more employees become eligible for retirement and workflows are not documented or digitized, City Light risks the loss of institutional memory, costly service interruptions, and a potential impact to service delivery. Capital technology investments need to encompass broader project scopes that include more process standardizations and automations, as well as robust organizational change management activities to facilitate the workforce's adoption of new processes and tools.
- *Climate change continues, and clean energy is more valuable than ever.* Weather pattern changes affect reservoir levels and seasonal energy consumption, leading to increasing volatility of energy supply and demand. Since 1910, City Light has provided its customers with reliable, affordable, and environmentally responsive clean energy. As the utility continues this tradition and plans for the future, it must account for growing power supply demands from its customers, while prioritizing emission reductions and ensuring an equitable clean energy transition for all customers served.

### Future Projects/What is on the Horizon

- Demand for transportation and building electrification continues to grow and will support multiple policy commitments as well as Mayoral and City Council priorities. The need to support large scale commercial electrification includes maritime applications including WSDOT ferries, the Port of Seattle, various types of commercial ships, trucking, and multiple large-scale district energy electrification projects as well as building code and Building Energy Performance Standards, which will drive significant building electrification load increases.
- Support of the Sound Transit Light Rail expansion will require significant investment to relocate and reroute City Light infrastructure to accommodate.
- City Light is also working to support King County in meeting reliability standards for its West Point Treatment Plant and this may require a significant future investment.
- The transition to the new 5G network is driving a large number of requests for attachment space on poles. The impact of 5G deployment will touch nearly every pole in City Light's distribution system and will provide a growing stream of rental revenue.

### Advanced Metering Infrastructure

<b>Project No:</b>	MC-CL-ZS8426	<b>BSL Code:</b>	BC-CL-Z
<b>Project Type:</b>	Discrete	<b>BSL Name:</b>	Customer Focused - CIP
<b>Project Category:</b>	New Facility	<b>Location:</b>	Citywide
<b>Current Project Stage:</b>	Stage 6 - Closeout	<b>Council District:</b>	Multiple
<b>Start/End Date:</b>	2015 - 2023	<b>Neighborhood District:</b>	Not in a Neighborhood District
<b>Total Project Cost:</b>	\$102,219	<b>Urban Village:</b>	Not in an Urban Village

The first phase of this project replaced approximately 400,000 meters with Smart Meters. The second phase of this project funds the replacement of approximately 25,000 remaining meters with Smart Meters allowing two-way communication between Seattle City Light and its customers, residential or commercial. Smart Meters continuously record and transmit consumption data to the utility. They also automate meter reading, increase customer service, heighten billing capacity, reduce energy consumption, improve outage restoration efficiency, and support rate structure flexibility. Implementation of the project positions the utility to comply with North American Electric Reliability Corporation (NERC) and Federal Energy Regulatory Commission (FERC) programs and requirements.

<b>Resources</b>	<b>LTD Actuals</b>	<b>2023 Revised</b>	<b>2024</b>	<b>2025</b>	<b>2026</b>	<b>2027</b>	<b>2028</b>	<b>2029</b>	<b>Total</b>
City Light Fund Revenues	100,296	1,923	-	-	-	-	-	-	102,219
<b>Total:</b>	<b>100,296</b>	<b>1,923</b>	<b>-</b>	<b>-</b>	<b>-</b>	<b>-</b>	<b>-</b>	<b>-</b>	<b>102,219</b>
<b>Fund Appropriations / Allocations *</b>	<b>LTD Actuals</b>	<b>2023 Revised</b>	<b>2024</b>	<b>2025</b>	<b>2026</b>	<b>2027</b>	<b>2028</b>	<b>2029</b>	<b>Total</b>
Light Fund	100,296	1,923	-	-	-	-	-	-	102,219
<b>Total:</b>	<b>100,296</b>	<b>1,923</b>	<b>-</b>	<b>-</b>	<b>-</b>	<b>-</b>	<b>-</b>	<b>-</b>	<b>102,219</b>

O&M Impacts: NA

\* Funds are appropriated through the Adopted Budget at the Budget Summary Level. All Amounts shown above are in thousands of dollars

### Alaskan Way Viaduct and Seawall Replacement - Utility Relocations

<b>Project No:</b>	MC-CL-ZT8307	<b>BSL Code:</b>	BC-CL-Z
<b>Project Type:</b>	Discrete	<b>BSL Name:</b>	Customer Focused - CIP
<b>Project Category:</b>	New Facility	<b>Location:</b>	SR 99 / Battery St
<b>Current Project Stage:</b>	Stage 5 - Construction	<b>Council District:</b>	Council District 7
<b>Start/End Date:</b>	2002 - 2025	<b>Neighborhood District:</b>	Not in a Neighborhood District
<b>Total Project Cost:</b>	\$241,017	<b>Urban Village:</b>	Not in an Urban Village

This project provides relocation of electric distribution infrastructure associated with the replacement of the Alaskan Way Viaduct and improvements to the Seawall and Central Waterfront.

Resources	LTD Actuals	2023 Revised	2024	2025	2026	2027	2028	2029	Total
City Light Fund Revenues	237,358	3,525	109	25	-	-	-	-	241,017
<b>Total:</b>	<b>237,358</b>	<b>3,525</b>	<b>109</b>	<b>25</b>	<b>-</b>	<b>-</b>	<b>-</b>	<b>-</b>	<b>241,017</b>
Fund Appropriations / Allocations *	LTD Actuals	2023 Revised	2024	2025	2026	2027	2028	2029	Total
Light Fund	237,358	3,525	109	25	-	-	-	-	241,017
<b>Total:</b>	<b>237,358</b>	<b>3,525</b>	<b>109</b>	<b>25</b>	<b>-</b>	<b>-</b>	<b>-</b>	<b>-</b>	<b>241,017</b>

O&M Impacts: NA

\* Funds are appropriated through the Adopted Budget at the Budget Summary Level. All Amounts shown above are in thousands of dollars

**Boundary - DC Battery System & Charge Modernization**

<b>Project No:</b>	MC-CL-XB6566	<b>BSL Code:</b>	BC-CL-X
<b>Project Type:</b>	Discrete	<b>BSL Name:</b>	Power Supply - CIP
<b>Project Category:</b>	Rehabilitation or Restoration	<b>Location:</b>	Boundary Rd, Metaline, WA 99153
<b>Current Project Stage:</b>	Stage 5 - Construction	<b>Council District:</b>	Outside City of Seattle
<b>Start/End Date:</b>	2017 - 2027	<b>Neighborhood District:</b>	Outside City of Seattle
<b>Total Project Cost:</b>	\$4,010	<b>Urban Village:</b>	Outside City of Seattle

This project replaces the multiple existing DC battery systems at Boundary.

<b>Resources</b>	<b>LTD Actuals</b>	<b>2023 Revised</b>	<b>2024</b>	<b>2025</b>	<b>2026</b>	<b>2027</b>	<b>2028</b>	<b>2029</b>	<b>Total</b>
City Light Fund Revenues	1,538	15	765	972	710	10	-	-	4,010
<b>Total:</b>	<b>1,538</b>	<b>15</b>	<b>765</b>	<b>972</b>	<b>710</b>	<b>10</b>	<b>-</b>	<b>-</b>	<b>4,010</b>
<b>Fund Appropriations / Allocations *</b>	<b>LTD Actuals</b>	<b>2023 Revised</b>	<b>2024</b>	<b>2025</b>	<b>2026</b>	<b>2027</b>	<b>2028</b>	<b>2029</b>	<b>Total</b>
Light Fund	1,538	15	765	972	710	10	-	-	4,010
<b>Total:</b>	<b>1,538</b>	<b>15</b>	<b>765</b>	<b>972</b>	<b>710</b>	<b>10</b>	<b>-</b>	<b>-</b>	<b>4,010</b>

O&M Impacts: NA

\* Funds are appropriated through the Adopted Budget at the Budget Summary Level. All Amounts shown above are in thousands of dollars

**Boundary - Level 6 Deck Stabilization**

<b>Project No:</b>	MC-CL-XB6604	<b>BSL Code:</b>	BC-CL-X
<b>Project Type:</b>	Discrete	<b>BSL Name:</b>	Power Supply - CIP
<b>Project Category:</b>	Rehabilitation or Restoration	<b>Location:</b>	Boundary Rd, Metaline, WA 99153
<b>Current Project Stage:</b>	Stage 6 - Closeout	<b>Council District:</b>	Outside City of Seattle
<b>Start/End Date:</b>	2017 - 2023	<b>Neighborhood District:</b>	Not in a Neighborhood District
<b>Total Project Cost:</b>	\$2,980	<b>Urban Village:</b>	Not in an Urban Village

This project installs a new system of rock bolts and other forms of rock anchors to improve the structural stability of the Level 6 Deck on Boundary Dam. This portion of the dam is attached to and supported by the adjacent rock. Inspections revealed a weakness in the current attachments and use of the deck by heavy equipment is restricted until these improvements are made. This project also includes stabilization of rock blocks in the powerhouse machine hall.

<b>Resources</b>	<b>LTD Actuals</b>	<b>2023 Revised</b>	<b>2024</b>	<b>2025</b>	<b>2026</b>	<b>2027</b>	<b>2028</b>	<b>2029</b>	<b>Total</b>
City Light Fund Revenues	2,948	32	-	-	-	-	-	-	2,980
<b>Total:</b>	<b>2,948</b>	<b>32</b>	<b>-</b>	<b>-</b>	<b>-</b>	<b>-</b>	<b>-</b>	<b>-</b>	<b>2,980</b>
<b>Fund Appropriations / Allocations *</b>	<b>LTD Actuals</b>	<b>2023 Revised</b>	<b>2024</b>	<b>2025</b>	<b>2026</b>	<b>2027</b>	<b>2028</b>	<b>2029</b>	<b>Total</b>
Light Fund	2,948	32	-	-	-	-	-	-	2,980
<b>Total:</b>	<b>2,948</b>	<b>32</b>	<b>-</b>	<b>-</b>	<b>-</b>	<b>-</b>	<b>-</b>	<b>-</b>	<b>2,980</b>

O&M Impacts: NA

\* Funds are appropriated through the Adopted Budget at the Budget Summary Level. All Amounts shown above are in thousands of dollars



**Boundary - Licensing Mitigation**

<b>Project No:</b>	MC-CL-XB6987	<b>BSL Code:</b>	BC-CL-X
<b>Project Type:</b>	Ongoing	<b>BSL Name:</b>	Power Supply - CIP
<b>Project Category:</b>	New Investment	<b>Location:</b>	10382 Boundary Rd, Metaline, WA 99153
<b>Current Project Stage:</b>	N/A	<b>Council District:</b>	Outside City of Seattle
<b>Start/End Date:</b>	N/A	<b>Neighborhood District:</b>	Not in a Neighborhood District
<b>Total Project Cost:</b>	N/A	<b>Urban Village:</b>	Not in an Urban Village

This ongoing project implements Protection, Mitigation and Enhancement measures (PME) required by the terms and conditions of a settlement agreement and new license to be issued by the Federal Energy Regulatory Commission (FERC). The license allows for the continued operation of the Boundary Hydroelectric Project, Seattle City Light's largest generating station producing approximately 25 to 40% of the City's power supply.

<b>Resources</b>	<b>LTD Actuals</b>	<b>2023 Revised</b>	<b>2024</b>	<b>2025</b>	<b>2026</b>	<b>2027</b>	<b>2028</b>	<b>2029</b>	<b>Total</b>
City Light Fund Revenues	137,833	40,795	14,482	8,971	15,198	19,927	19,945	22,851	280,002
<b>Total:</b>	<b>137,833</b>	<b>40,795</b>	<b>14,482</b>	<b>8,971</b>	<b>15,198</b>	<b>19,927</b>	<b>19,945</b>	<b>22,851</b>	<b>280,002</b>
<b>Fund Appropriations / Allocations *</b>	<b>LTD Actuals</b>	<b>2023 Revised</b>	<b>2024</b>	<b>2025</b>	<b>2026</b>	<b>2027</b>	<b>2028</b>	<b>2029</b>	<b>Total</b>
Light Fund	137,833	40,795	14,482	8,971	15,198	19,927	19,945	22,851	280,002
<b>Total:</b>	<b>137,833</b>	<b>40,795</b>	<b>14,482</b>	<b>8,971</b>	<b>15,198</b>	<b>19,927</b>	<b>19,945</b>	<b>22,851</b>	<b>280,002</b>

O&M Impacts: NA

\* Funds are appropriated through the Adopted Budget at the Budget Summary Level. All Amounts shown above are in thousands of dollars

### Boundary Control Room Alarm System Replacement

<b>Project No:</b>	MC-CL-XB6637	<b>BSL Code:</b>	BC-CL-X
<b>Project Type:</b>	Discrete	<b>BSL Name:</b>	Power Supply - CIP
<b>Project Category:</b>	Rehabilitation or Restoration	<b>Location:</b>	Boundary Rd, Metaline, WA 99153
<b>Current Project Stage:</b>	Stage 2 - Initiation, Project Definition, & Planning	<b>Council District:</b>	Outside City of Seattle
<b>Start/End Date:</b>	2019 - 2028	<b>Neighborhood District:</b>	Not in a Neighborhood District
<b>Total Project Cost:</b>	\$1,056	<b>Urban Village:</b>	Not in an Urban Village

This project replaces the system of alarms and annunciator panels in the Boundary Control room with a modern system that integrates with the current automation system. Alarms will be routed to PH Operator terminals where information will be displayed as to the nature of the alarm. Due to the large number of circuits that will need to be replaced, this project will be implemented in phases over several years.

Resources	LTD Actuals	2023 Revised	2024	2025	2026	2027	2028	2029	Total
City Light Fund Revenues	95	61	-	-	200	500	200	-	1,056
<b>Total:</b>	<b>95</b>	<b>61</b>	<b>-</b>	<b>-</b>	<b>200</b>	<b>500</b>	<b>200</b>	<b>-</b>	<b>1,056</b>
Fund Appropriations / Allocations *	LTD Actuals	2023 Revised	2024	2025	2026	2027	2028	2029	Total
Light Fund	95	61	-	-	200	500	200	-	1,056
<b>Total:</b>	<b>95</b>	<b>61</b>	<b>-</b>	<b>-</b>	<b>200</b>	<b>500</b>	<b>200</b>	<b>-</b>	<b>1,056</b>

O&M Impacts: NA

*\* Funds are appropriated through the Adopted Budget at the Budget Summary Level. All Amounts shown above are in thousands of dollars*

### Boundary Facilities Master Plan

<b>Project No:</b>	MC-CL-XB6642	<b>BSL Code:</b>	BC-CL-X
<b>Project Type:</b>	Ongoing	<b>BSL Name:</b>	Power Supply - CIP
<b>Project Category:</b>	Rehabilitation or Restoration	<b>Location:</b>	System Wide
<b>Current Project Stage:</b>	N/A	<b>Council District:</b>	Outside City of Seattle
<b>Start/End Date:</b>	N/A	<b>Neighborhood District:</b>	Not in a Neighborhood District
<b>Total Project Cost:</b>	N/A	<b>Urban Village:</b>	Not in an Urban Village

This project installs a new system of rock bolts and other forms of rock anchors to improve the structural stability of the Level 6 Deck on Boundary Dam. This portion of the dam is attached to and supported by the adjacent rock. An inspection revealed a weakness in the current attachments and use of the deck by heavy equipment is restricted until these improvements are made.

Resources	LTD Actuals	2023 Revised	2024	2025	2026	2027	2028	2029	Total
City Light Fund Revenues	57	118	102	102	250	1,100	1,534	3,200	6,463
<b>Total:</b>	<b>57</b>	<b>118</b>	<b>102</b>	<b>102</b>	<b>250</b>	<b>1,100</b>	<b>1,534</b>	<b>3,200</b>	<b>6,463</b>
Fund Appropriations / Allocations *	LTD Actuals	2023 Revised	2024	2025	2026	2027	2028	2029	Total
Light Fund	57	118	102	102	250	1,100	1,534	3,200	6,463
<b>Total:</b>	<b>57</b>	<b>118</b>	<b>102</b>	<b>102</b>	<b>250</b>	<b>1,100</b>	<b>1,534</b>	<b>3,200</b>	<b>6,463</b>

O&M Impacts: NA

\* Funds are appropriated through the Adopted Budget at the Budget Summary Level. All Amounts shown above are in thousands of dollars

**Boundary Facility - Minor Improvements Program**

<b>Project No:</b>	MC-CL-XB6401	<b>BSL Code:</b>	BC-CL-X
<b>Project Type:</b>	Ongoing	<b>BSL Name:</b>	Power Supply - CIP
<b>Project Category:</b>	Rehabilitation or Restoration	<b>Location:</b>	10382 Boundary Rd, Metaline, WA 99153
<b>Current Project Stage:</b>	N/A	<b>Council District:</b>	Outside City of Seattle
<b>Start/End Date:</b>	N/A	<b>Neighborhood District:</b>	Not in a Neighborhood District
<b>Total Project Cost:</b>	N/A	<b>Urban Village:</b>	Not in an Urban Village

This ongoing project provides funding for emergent capital projects, specifically related to Boundary Facilities. These projects are by definition, unforeseeable, unscheduled, unpredictable, and occur on a first-come, first serve basis.

<b>Resources</b>	<b>LTD Actuals</b>	<b>2023 Revised</b>	<b>2024</b>	<b>2025</b>	<b>2026</b>	<b>2027</b>	<b>2028</b>	<b>2029</b>	<b>Total</b>
City Light Fund Revenues	23,416	264	2,254	1,137	1,522	3,536	5,570	5,100	42,799
<b>Total:</b>	<b>23,416</b>	<b>264</b>	<b>2,254</b>	<b>1,137</b>	<b>1,522</b>	<b>3,536</b>	<b>5,570</b>	<b>5,100</b>	<b>42,799</b>
<b>Fund Appropriations / Allocations *</b>	<b>LTD Actuals</b>	<b>2023 Revised</b>	<b>2024</b>	<b>2025</b>	<b>2026</b>	<b>2027</b>	<b>2028</b>	<b>2029</b>	<b>Total</b>
Light Fund	23,416	264	2,254	1,137	1,522	3,536	5,570	5,100	42,799
<b>Total:</b>	<b>23,416</b>	<b>264</b>	<b>2,254</b>	<b>1,137</b>	<b>1,522</b>	<b>3,536</b>	<b>5,570</b>	<b>5,100</b>	<b>42,799</b>

O&M Impacts: NA

\* Funds are appropriated through the Adopted Budget at the Budget Summary Level. All Amounts shown above are in thousands of dollars

### Boundary Fiber Ring Upgrade

<b>Project No:</b>	MC-CL-XB6635	<b>BSL Code:</b>	BC-CL-X
<b>Project Type:</b>	Discrete	<b>BSL Name:</b>	Power Supply - CIP
<b>Project Category:</b>	Rehabilitation or Restoration	<b>Location:</b>	Boundary Rd, Metaline, WA 99153
<b>Current Project Stage:</b>	Stage 1 - Pre-Project Development	<b>Council District:</b>	Outside City of Seattle
<b>Start/End Date:</b>	2027 - 2030	<b>Neighborhood District:</b>	Outside City of Seattle
<b>Total Project Cost:</b>	\$1,214	<b>Urban Village:</b>	Not in an Urban Village

This project installs additional fiber between Boundary powerhouse and the service area. This is necessary to continue to modernize our powerhouse controls, machine monitoring, cyber security systems and work environment.

Resources	LTD Actuals	2023 Revised	2024	2025	2026	2027	2028	2029	Total
City Light Fund Revenues	-	-	-	-	-	417	426	371	1,214
<b>Total:</b>	-	-	-	-	-	<b>417</b>	<b>426</b>	<b>371</b>	<b>1,214</b>
Fund Appropriations / Allocations *	LTD Actuals	2023 Revised	2024	2025	2026	2027	2028	2029	Total
Light Fund	-	-	-	-	-	417	426	371	1,214
<b>Total:</b>	-	-	-	-	-	<b>417</b>	<b>426</b>	<b>371</b>	<b>1,214</b>

**O&M Impacts:** NA

*\* Funds are appropriated through the Adopted Budget at the Budget Summary Level. All Amounts shown above are in thousands of dollars*

### Boundary Governor Rehabilitation

<b>Project No:</b>	MC-CL-XB6641	<b>BSL Code:</b>	BC-CL-X
<b>Project Type:</b>	Discrete	<b>BSL Name:</b>	Power Supply - CIP
<b>Project Category:</b>	Rehabilitation or Restoration	<b>Location:</b>	Boundary Rd, Metaline, WA 99153
<b>Current Project Stage:</b>	Stage 1 - Pre-Project Development	<b>Council District:</b>	Outside City of Seattle
<b>Start/End Date:</b>	2029 - 2031	<b>Neighborhood District:</b>	Outside City of Seattle
<b>Total Project Cost:</b>	\$4,000	<b>Urban Village:</b>	Not in an Urban Village

This project replaces the control systems on all six Boundary generating units. A condition assessment of the Boundary generating units found a number of problems with the governor controls including poor transfer between primary and backup operation, reset problems, and controller lock-up.

Resources	LTD Actuals	2023 Revised	2024	2025	2026	2027	2028	2029	Total
City Light Fund Revenues	-	-	-	-	-	-	-	4,000	4,000
<b>Total:</b>	-	-	-	-	-	-	-	<b>4,000</b>	<b>4,000</b>
Fund Appropriations / Allocations *	LTD Actuals	2023 Revised	2024	2025	2026	2027	2028	2029	Total
Light Fund	-	-	-	-	-	-	-	4,000	4,000
<b>Total:</b>	-	-	-	-	-	-	-	<b>4,000</b>	<b>4,000</b>

O&M Impacts: NA

*\* Funds are appropriated through the Adopted Budget at the Budget Summary Level. All Amounts shown above are in thousands of dollars*

**Boundary Powerhouse - Unit 51 Generator Rebuild**

<b>Project No:</b>	MC-CL-XB6351	<b>BSL Code:</b>	BC-CL-X
<b>Project Type:</b>	Discrete	<b>BSL Name:</b>	Power Supply - CIP
<b>Project Category:</b>	Rehabilitation or Restoration	<b>Location:</b>	10382 Boundary Rd, Metaline, WA 99153
<b>Current Project Stage:</b>	Stage 6 - Closeout	<b>Council District:</b>	Outside City of Seattle
<b>Start/End Date:</b>	2017 - 2025	<b>Neighborhood District:</b>	Not in a Neighborhood District
<b>Total Project Cost:</b>	\$44,255	<b>Urban Village:</b>	Not in an Urban Village

This project provides the rewinding and refurbishing of the Unit 51 generator to extend its useful life, which is part of a programmatic series of projects to maintain the Utility's aging generators. It also replaces the carbon dioxide fire-suppression system with a water sprinkler system to enhance worker safety. If technology is sufficiently advanced, it may also include a rotor-mounted scanner or other diagnostic equipment.

<b>Resources</b>	<b>LTD Actuals</b>	<b>2023 Revised</b>	<b>2024</b>	<b>2025</b>	<b>2026</b>	<b>2027</b>	<b>2028</b>	<b>2029</b>	<b>Total</b>
City Light Fund Revenues	40,994	3,245	8	8	-	-	-	-	44,255
<b>Total:</b>	<b>40,994</b>	<b>3,245</b>	<b>8</b>	<b>8</b>	<b>-</b>	<b>-</b>	<b>-</b>	<b>-</b>	<b>44,255</b>
<b>Fund Appropriations / Allocations *</b>	<b>LTD Actuals</b>	<b>2023 Revised</b>	<b>2024</b>	<b>2025</b>	<b>2026</b>	<b>2027</b>	<b>2028</b>	<b>2029</b>	<b>Total</b>
Light Fund	40,994	3,245	8	8	-	-	-	-	44,255
<b>Total:</b>	<b>40,994</b>	<b>3,245</b>	<b>8</b>	<b>8</b>	<b>-</b>	<b>-</b>	<b>-</b>	<b>-</b>	<b>44,255</b>

O&M Impacts: NA

\* Funds are appropriated through the Adopted Budget at the Budget Summary Level. All Amounts shown above are in thousands of dollars

**Boundary Powerhouse - Unit 52 Generator Rebuild**

<b>Project No:</b>	MC-CL-XB6535	<b>BSL Code:</b>	BC-CL-X
<b>Project Type:</b>	Discrete	<b>BSL Name:</b>	Power Supply - CIP
<b>Project Category:</b>	Rehabilitation or Restoration	<b>Location:</b>	Boundary Rd, Metaline, WA 99153
<b>Current Project Stage:</b>	Stage 3 - Design	<b>Council District:</b>	Outside City of Seattle
<b>Start/End Date:</b>	2019 - 2025	<b>Neighborhood District:</b>	Outside City of Seattle
<b>Total Project Cost:</b>	\$37,974	<b>Urban Village:</b>	Outside City of Seattle

This project provides rewinding and refurbishing of the Boundary Powerhouse Unit 52 generator and upgrades its fire-suppression system. Work may also include mechanical upgrades or installations of seal rings, wicket gates, and diagnostic equipment. This programmatic maintenance helps extend the useful life of the generator.

<b>Resources</b>	<b>LTD Actuals</b>	<b>2023 Revised</b>	<b>2024</b>	<b>2025</b>	<b>2026</b>	<b>2027</b>	<b>2028</b>	<b>2029</b>	<b>Total</b>
City Light Fund Revenues	9,389	13,699	10,116	4,769	-	-	-	-	37,974
<b>Total:</b>	<b>9,389</b>	<b>13,699</b>	<b>10,116</b>	<b>4,769</b>	<b>-</b>	<b>-</b>	<b>-</b>	<b>-</b>	<b>37,974</b>
<b>Fund Appropriations / Allocations *</b>	<b>LTD Actuals</b>	<b>2023 Revised</b>	<b>2024</b>	<b>2025</b>	<b>2026</b>	<b>2027</b>	<b>2028</b>	<b>2029</b>	<b>Total</b>
Light Fund	9,389	13,699	10,116	4,769	-	-	-	-	37,974
<b>Total:</b>	<b>9,389</b>	<b>13,699</b>	<b>10,116</b>	<b>4,769</b>	<b>-</b>	<b>-</b>	<b>-</b>	<b>-</b>	<b>37,974</b>

O&M Impacts: NA

\* Funds are appropriated through the Adopted Budget at the Budget Summary Level. All Amounts shown above are in thousands of dollars



### Boundary Powerhouse - Unit 54 Generator Rebuild

<b>Project No:</b>	MC-CL-XB6353	<b>BSL Code:</b>	BC-CL-X
<b>Project Type:</b>	Discrete	<b>BSL Name:</b>	Power Supply - CIP
<b>Project Category:</b>	Rehabilitation or Restoration	<b>Location:</b>	10382 Boundary Rd, Metaline, WA 99153
<b>Current Project Stage:</b>	Stage 6 - Closeout	<b>Council District:</b>	Outside City of Seattle
<b>Start/End Date:</b>	2018 - 2025	<b>Neighborhood District:</b>	Not in a Neighborhood District
<b>Total Project Cost:</b>	\$40,475	<b>Urban Village:</b>	Not in an Urban Village

This project provides rewinding and refurbishing of the Boundary Powerhouse Unit 54 generator and upgrades the fire-suppression system. Work may also include mechanical upgrades or installations of seal rings, wicket gates, and diagnostic equipment. This programmatic maintenance helps extend the useful life of the generator.

Resources	LTD Actuals	2023 Revised	2024	2025	2026	2027	2028	2029	Total
City Light Fund Revenues	34,117	6,278	72	8	-	-	-	-	40,475
<b>Total:</b>	<b>34,117</b>	<b>6,278</b>	<b>72</b>	<b>8</b>	<b>-</b>	<b>-</b>	<b>-</b>	<b>-</b>	<b>40,475</b>
Fund Appropriations / Allocations *	LTD Actuals	2023 Revised	2024	2025	2026	2027	2028	2029	Total
Light Fund	34,117	6,278	72	8	-	-	-	-	40,475
<b>Total:</b>	<b>34,117</b>	<b>6,278</b>	<b>72</b>	<b>8</b>	<b>-</b>	<b>-</b>	<b>-</b>	<b>-</b>	<b>40,475</b>

O&M Impacts: NA

\* Funds are appropriated through the Adopted Budget at the Budget Summary Level. All Amounts shown above are in thousands of dollars

### Boundary Powerhouse Generator Step-up Transformer Replacement

<b>Project No:</b>	MC-CL-XB6493	<b>BSL Code:</b>	BC-CL-X
<b>Project Type:</b>	Discrete	<b>BSL Name:</b>	Power Supply - CIP
<b>Project Category:</b>	New Facility	<b>Location:</b>	10382 Boundary Rd, Metaline, WA 99153
<b>Current Project Stage:</b>	Stage 5 - Construction	<b>Council District:</b>	Outside City of Seattle
<b>Start/End Date:</b>	2010 - 2028	<b>Neighborhood District:</b>	Not in a Neighborhood District
<b>Total Project Cost:</b>	\$51,863	<b>Urban Village:</b>	Not in an Urban Village

This project replaces six existing step-up transformers at Boundary Dam and funds the purchase of a seventh transformer to keep as a spare in inventory due to long lead times for these specialized parts. This project helps avoid prolonged loss of generation due to forced outage.

Resources	LTD Actuals	2023 Revised	2024	2025	2026	2027	2028	2029	Total
City Light Fund Revenues	25,059	6,378	2,208	6,764	8,498	2,873	83	-	51,863
<b>Total:</b>	<b>25,059</b>	<b>6,378</b>	<b>2,208</b>	<b>6,764</b>	<b>8,498</b>	<b>2,873</b>	<b>83</b>	<b>-</b>	<b>51,863</b>
Fund Appropriations / Allocations *	LTD Actuals	2023 Revised	2024	2025	2026	2027	2028	2029	Total
Light Fund	25,059	6,378	2,208	6,764	8,498	2,873	83	-	51,863
<b>Total:</b>	<b>25,059</b>	<b>6,378</b>	<b>2,208</b>	<b>6,764</b>	<b>8,498</b>	<b>2,873</b>	<b>83</b>	<b>-</b>	<b>51,863</b>

O&M Impacts: NA

\* Funds are appropriated through the Adopted Budget at the Budget Summary Level. All Amounts shown above are in thousands of dollars

### Boundary Service Area Paving

<b>Project No:</b>	MC-CL-XB6632	<b>BSL Code:</b>	BC-CL-X
<b>Project Type:</b>	Discrete	<b>BSL Name:</b>	Power Supply - CIP
<b>Project Category:</b>	Rehabilitation or Restoration	<b>Location:</b>	Boundary Rd, Metaline, WA 99153
<b>Current Project Stage:</b>	Stage 3 - Design	<b>Council District:</b>	Outside City of Seattle
<b>Start/End Date:</b>	2024 - 2024	<b>Neighborhood District:</b>	Not in a Neighborhood District
<b>Total Project Cost:</b>	\$700	<b>Urban Village:</b>	Not in an Urban Village

This project provides paving of the Boundary service area roadways and parking areas.

Resources	LTD Actuals	2023 Revised	2024	2025	2026	2027	2028	2029	Total
City Light Fund Revenues	-	-	700	-	-	-	-	-	700
<b>Total:</b>	-	-	<b>700</b>	-	-	-	-	-	<b>700</b>
Fund Appropriations / Allocations *	LTD Actuals	2023 Revised	2024	2025	2026	2027	2028	2029	Total
Light Fund	-	-	700	-	-	-	-	-	700
<b>Total:</b>	-	-	<b>700</b>	-	-	-	-	-	<b>700</b>

**O&M Impacts:** NA

*\* Funds are appropriated through the Adopted Budget at the Budget Summary Level. All Amounts shown above are in thousands of dollars*

### Boundary Station Service Transformer Replacement

<b>Project No:</b>	MC-CL-XB6627	<b>BSL Code:</b>	BC-CL-X
<b>Project Type:</b>	Discrete	<b>BSL Name:</b>	Power Supply - CIP
<b>Project Category:</b>	Rehabilitation or Restoration	<b>Location:</b>	Boundary Rd, Metaline, WA 99153
<b>Current Project Stage:</b>	Stage 1 - Pre-Project Development	<b>Council District:</b>	Outside City of Seattle
<b>Start/End Date:</b>	2019 - 2028	<b>Neighborhood District:</b>	Not in a Neighborhood District
<b>Total Project Cost:</b>	\$13,345	<b>Urban Village:</b>	Not in an Urban Village

This project replaces two aging station service transformers at Boundary. It is assumed that they will be specified and procured together but installed in two sequential years. Station service transformers provide power to the powerhouse, dam and service area. It is likely that the rating of the transformers will need to be increased to accommodate load increases associated with the addition of new circuits in the powerhouse for automation, controls and machine monitoring.

Resources	LTD Actuals	2023 Revised	2024	2025	2026	2027	2028	2029	Total
City Light Fund Revenues	203	224	1,584	4,024	4,667	2,450	192	-	13,345
<b>Total:</b>	<b>203</b>	<b>224</b>	<b>1,584</b>	<b>4,024</b>	<b>4,667</b>	<b>2,450</b>	<b>192</b>	<b>-</b>	<b>13,345</b>
Fund Appropriations / Allocations *	LTD Actuals	2023 Revised	2024	2025	2026	2027	2028	2029	Total
Light Fund	203	224	1,584	4,024	4,667	2,450	192	-	13,345
<b>Total:</b>	<b>203</b>	<b>224</b>	<b>1,584</b>	<b>4,024</b>	<b>4,667</b>	<b>2,450</b>	<b>192</b>	<b>-</b>	<b>13,345</b>

O&M Impacts: NA

\* Funds are appropriated through the Adopted Budget at the Budget Summary Level. All Amounts shown above are in thousands of dollars

### Boundary Sump Pump Drive Replacement

<b>Project No:</b>	MC-CL-XB6633	<b>BSL Code:</b>	BC-CL-X
<b>Project Type:</b>	Discrete	<b>BSL Name:</b>	Power Supply - CIP
<b>Project Category:</b>	Rehabilitation or Restoration	<b>Location:</b>	Boundary Rd, Metaline, WA 99153
<b>Current Project Stage:</b>	Stage 5 - Construction	<b>Council District:</b>	Outside City of Seattle
<b>Start/End Date:</b>	2019 - 2024	<b>Neighborhood District:</b>	Not in a Neighborhood District
<b>Total Project Cost:</b>	\$537	<b>Urban Village:</b>	Not in an Urban Village

This project replaces and modernizes drive systems for sump pump at Boundary powerhouse. Portions of Boundary powerhouse are below the level of the tailrace and there is a reliance on a series of sump pumps to keep the powerhouse dry. Projects to replace the sump pumps are completed, and now the drive systems for each pump need to be replaced and modernized.

Resources	LTD Actuals	2023 Revised	2024	2025	2026	2027	2028	2029	Total
City Light Fund Revenues	299	92	145	-	-	-	-	-	537
<b>Total:</b>	<b>299</b>	<b>92</b>	<b>145</b>	<b>-</b>	<b>-</b>	<b>-</b>	<b>-</b>	<b>-</b>	<b>537</b>
Fund Appropriations / Allocations *	LTD Actuals	2023 Revised	2024	2025	2026	2027	2028	2029	Total
Light Fund	299	92	145	-	-	-	-	-	537
<b>Total:</b>	<b>299</b>	<b>92</b>	<b>145</b>	<b>-</b>	<b>-</b>	<b>-</b>	<b>-</b>	<b>-</b>	<b>537</b>

O&M Impacts: NA

\* Funds are appropriated through the Adopted Budget at the Budget Summary Level. All Amounts shown above are in thousands of dollars

**Broad Street Substation - Network**

<b>Project No:</b>	MC-CL-YN8203	<b>BSL Code:</b>	BC-CL-Y
<b>Project Type:</b>	Ongoing	<b>BSL Name:</b>	Transmission and Distribution - CIP
<b>Project Category:</b>	New Facility	<b>Location:</b>	319 6th AVE N
<b>Current Project Stage:</b>	N/A	<b>Council District:</b>	Multiple
<b>Start/End Date:</b>	N/A	<b>Neighborhood District:</b>	Multiple
<b>Total Project Cost:</b>	N/A	<b>Urban Village:</b>	Multiple

This ongoing project funds a programmatic approach for comprehensive management of underground network assets serving customers in the Belltown and Denny Regrade areas. The project enhances network reliability and provides sufficient service capacity for the growing electrical power needs of the Denny Triangle and potentially a portion of South Lake Union area.

<b>Resources</b>	<b>LTD Actuals</b>	<b>2023 Revised</b>	<b>2024</b>	<b>2025</b>	<b>2026</b>	<b>2027</b>	<b>2028</b>	<b>2029</b>	<b>Total</b>
City Light Fund Revenues	98,246	7,512	2,760	-	-	-	-	-	108,518
<b>Total:</b>	<b>98,246</b>	<b>7,512</b>	<b>2,760</b>	<b>-</b>	<b>-</b>	<b>-</b>	<b>-</b>	<b>-</b>	<b>108,518</b>
<b>Fund Appropriations / Allocations *</b>	<b>LTD Actuals</b>	<b>2023 Revised</b>	<b>2024</b>	<b>2025</b>	<b>2026</b>	<b>2027</b>	<b>2028</b>	<b>2029</b>	<b>Total</b>
Light Fund	98,246	7,512	2,760	-	-	-	-	-	108,518
<b>Total:</b>	<b>98,246</b>	<b>7,512</b>	<b>2,760</b>	<b>-</b>	<b>-</b>	<b>-</b>	<b>-</b>	<b>-</b>	<b>108,518</b>

O&M Impacts: NA

\* Funds are appropriated through the Adopted Budget at the Budget Summary Level. All Amounts shown above are in thousands of dollars

### Building Envelope Upgrades

<b>Project No:</b>	MC-CL-XF9072	<b>BSL Code:</b>	BC-CL-X
<b>Project Type:</b>	Ongoing	<b>BSL Name:</b>	Power Supply - CIP
<b>Project Category:</b>	Rehabilitation or Restoration	<b>Location:</b>	System Wide
<b>Current Project Stage:</b>	N/A	<b>Council District:</b>	Outside City of Seattle
<b>Start/End Date:</b>	N/A	<b>Neighborhood District:</b>	Not in a Neighborhood District
<b>Total Project Cost:</b>	N/A	<b>Urban Village:</b>	Not in an Urban Village

This ongoing project replaces or restores exterior moisture and thermal barrier components of buildings such as roofing and insulation systems, exterior siding and cladding systems, windows and exterior doors. This project allows for the proactive replacement of building exteriors in order to avert costly structural damage and prevent the growth of toxic mold inside wall cavities and ceiling spaces that can easily render a building uninhabitable. The project also enhances operational efficiency by mitigating emergency repairs which disrupt utility operations.

Resources	LTD Actuals	2023 Revised	2024	2025	2026	2027	2028	2029	Total
City Light Fund Revenues	14,513	378	-	-	-	-	-	-	14,891
<b>Total:</b>	<b>14,513</b>	<b>378</b>	<b>-</b>	<b>-</b>	<b>-</b>	<b>-</b>	<b>-</b>	<b>-</b>	<b>14,891</b>
Fund Appropriations / Allocations *	LTD Actuals	2023 Revised	2024	2025	2026	2027	2028	2029	Total
Light Fund	14,513	378	-	-	-	-	-	-	14,891
<b>Total:</b>	<b>14,513</b>	<b>378</b>	<b>-</b>	<b>-</b>	<b>-</b>	<b>-</b>	<b>-</b>	<b>-</b>	<b>14,891</b>

O&M Impacts: NA

*\* Funds are appropriated through the Adopted Budget at the Budget Summary Level. All Amounts shown above are in thousands of dollars*

**Cedar Falls Powerhouse - Unit 5/6 Generator Protective Relay**

<b>Project No:</b>	MC-CL-XC6450	<b>BSL Code:</b>	BC-CL-X
<b>Project Type:</b>	Discrete	<b>BSL Name:</b>	Power Supply - CIP
<b>Project Category:</b>	Rehabilitation or Restoration	<b>Location:</b>	19901 Cedar Falls Rd SE, North Bend, WA 98045
<b>Current Project Stage:</b>	Stage 5 - Construction	<b>Council District:</b>	Outside City of Seattle
<b>Start/End Date:</b>	2007 - 2024	<b>Neighborhood District:</b>	Not in a Neighborhood District
<b>Total Project Cost:</b>	\$3,840	<b>Urban Village:</b>	Not in an Urban Village

This project upgrades the present generator protection for Units 5 and 6, which lacks some basic protection elements to protect it from abnormal frequency and voltages. Upgrading and reconfiguring the protective relays is critical to preparing the new Cedar Falls substation for operation. This project replaces existing protective relays, upgrades the generator protection packages, and replaces the electrical and mechanical lockout relays. The project permits City Light to comply with the North American Electric Reliability Council (NERC) and the Western Electricity Coordinating Council (WECC) regional requirements for maintaining the generator in-service during system disturbances.

Resources	LTD	2023	2024	2025	2026	2027	2028	2029	Total
	Actuals	Revised							
City Light Fund Revenues	2,093	1,653	94	-	-	-	-	-	3,840
<b>Total:</b>	<b>2,093</b>	<b>1,653</b>	<b>94</b>	<b>-</b>	<b>-</b>	<b>-</b>	<b>-</b>	<b>-</b>	<b>3,840</b>
Fund Appropriations / Allocations *	LTD	2023	2024	2025	2026	2027	2028	2029	Total
	Actuals	Revised							
Light Fund	2,093	1,653	94	-	-	-	-	-	3,840
<b>Total:</b>	<b>2,093</b>	<b>1,653</b>	<b>94</b>	<b>-</b>	<b>-</b>	<b>-</b>	<b>-</b>	<b>-</b>	<b>3,840</b>

O&M Impacts: NA

\* Funds are appropriated through the Adopted Budget at the Budget Summary Level. All Amounts shown above are in thousands of dollars



### Cedar Falls Substation & Bank 6 Replacement

<b>Project No:</b>	MC-CL-XC6573	<b>BSL Code:</b>	BC-CL-X
<b>Project Type:</b>	Discrete	<b>BSL Name:</b>	Power Supply - CIP
<b>Project Category:</b>	Rehabilitation or Restoration	<b>Location:</b>	Cedar Falls
<b>Current Project Stage:</b>	Stage 5 - Construction	<b>Council District:</b>	Outside City of Seattle
<b>Start/End Date:</b>	2018 - 2024	<b>Neighborhood District:</b>	Outside City of Seattle
<b>Total Project Cost:</b>	\$17,771	<b>Urban Village:</b>	Outside City of Seattle

This project replaces the 60-year-old Bank 6 power step up transformer at Cedar Falls. Bank 6 provides the connection between Cedar Falls Generating Units 5 and 6 and the transmission system. The transformer is approaching the end of its useful life and the goal of this project is to replace it during a planned outage before it fails.

Resources	LTD Actuals	2023 Revised	2024	2025	2026	2027	2028	2029	Total
City Light Fund Revenues	10,640	6,876	255	-	-	-	-	-	17,771
<b>Total:</b>	<b>10,640</b>	<b>6,876</b>	<b>255</b>	<b>-</b>	<b>-</b>	<b>-</b>	<b>-</b>	<b>-</b>	<b>17,771</b>
Fund Appropriations / Allocations *	LTD Actuals	2023 Revised	2024	2025	2026	2027	2028	2029	Total
Light Fund	10,640	6,876	255	-	-	-	-	-	17,771
<b>Total:</b>	<b>10,640</b>	<b>6,876</b>	<b>255</b>	<b>-</b>	<b>-</b>	<b>-</b>	<b>-</b>	<b>-</b>	<b>17,771</b>

O&M Impacts: NA

\* Funds are appropriated through the Adopted Budget at the Budget Summary Level. All Amounts shown above are in thousands of dollars

**Cedar Falls/South Fork Tolt - Minor Improvements Program**

<b>Project No:</b>	MC-CL-XC6406	<b>BSL Code:</b>	BC-CL-X
<b>Project Type:</b>	Ongoing	<b>BSL Name:</b>	Power Supply - CIP
<b>Project Category:</b>	Rehabilitation or Restoration	<b>Location:</b>	19901 Cedar Falls Rd SE, North Bend, WA 98045
<b>Current Project Stage:</b>	N/A	<b>Council District:</b>	Outside City of Seattle
<b>Start/End Date:</b>	N/A	<b>Neighborhood District:</b>	Not in a Neighborhood District
<b>Total Project Cost:</b>	N/A	<b>Urban Village:</b>	Not in an Urban Village

This ongoing project funds emergent capital projects related to the Cedar Falls and South Fork Tolt Facilities. In addition, it funds scheduled, small capital projects that have cost estimates less than \$25,000. These projects are unforeseeable, unscheduled, unpredictable, and occur on a first-come, first serve basis.

<b>Resources</b>	<b>LTD Actuals</b>	<b>2023 Revised</b>	<b>2024</b>	<b>2025</b>	<b>2026</b>	<b>2027</b>	<b>2028</b>	<b>2029</b>	<b>Total</b>
City Light Fund Revenues	18,285	576	1,743	1,888	1,835	2,882	4,036	5,300	36,545
<b>Total:</b>	<b>18,285</b>	<b>576</b>	<b>1,743</b>	<b>1,888</b>	<b>1,835</b>	<b>2,882</b>	<b>4,036</b>	<b>5,300</b>	<b>36,545</b>
<b>Fund Appropriations / Allocations *</b>	<b>LTD Actuals</b>	<b>2023 Revised</b>	<b>2024</b>	<b>2025</b>	<b>2026</b>	<b>2027</b>	<b>2028</b>	<b>2029</b>	<b>Total</b>
Light Fund	18,285	576	1,743	1,888	1,835	2,882	4,036	5,300	36,545
<b>Total:</b>	<b>18,285</b>	<b>576</b>	<b>1,743</b>	<b>1,888</b>	<b>1,835</b>	<b>2,882</b>	<b>4,036</b>	<b>5,300</b>	<b>36,545</b>

O&M Impacts: NA

\* Funds are appropriated through the Adopted Budget at the Budget Summary Level. All Amounts shown above are in thousands of dollars

**Center City Connector Streetcar City Light**

<b>Project No:</b>	MC-CL-ZT8470	<b>BSL Code:</b>	BC-CL-Z
<b>Project Type:</b>	Discrete	<b>BSL Name:</b>	Customer Focused - CIP
<b>Project Category:</b>	Rehabilitation or Restoration	<b>Location:</b>	City Wide
<b>Current Project Stage:</b>	Stage 3 - Design	<b>Council District:</b>	Multiple
<b>Start/End Date:</b>	2015 - 2024	<b>Neighborhood District:</b>	Multiple
<b>Total Project Cost:</b>	\$854	<b>Urban Village:</b>	Multiple

This project provides power relocations & service for the proposed SDOT Center City Connector Streetcar project. City Light has buried primary distribution power cables, some of which are encased in old clay tile ducts, which do not meet current standards, and are unlikely to be able to withstand the forces generated by the streetcar's operation. Any streetcar alignment to be built across such old facilities would likely need a reinforced roadbed for SCL facilities to withstand the additional weight.

<b>Resources</b>	<b>LTD Actuals</b>	<b>2023 Revised</b>	<b>2024</b>	<b>2025</b>	<b>2026</b>	<b>2027</b>	<b>2028</b>	<b>2029</b>	<b>Total</b>
City Light Fund Revenues	844	-	10	-	-	-	-	-	854
<b>Total:</b>	<b>844</b>	<b>-</b>	<b>10</b>	<b>-</b>	<b>-</b>	<b>-</b>	<b>-</b>	<b>-</b>	<b>854</b>
<b>Fund Appropriations / Allocations *</b>	<b>LTD Actuals</b>	<b>2023 Revised</b>	<b>2024</b>	<b>2025</b>	<b>2026</b>	<b>2027</b>	<b>2028</b>	<b>2029</b>	<b>Total</b>
Light Fund	844	-	10	-	-	-	-	-	854
<b>Total:</b>	<b>844</b>	<b>-</b>	<b>10</b>	<b>-</b>	<b>-</b>	<b>-</b>	<b>-</b>	<b>-</b>	<b>854</b>

O&M Impacts: NA

\* Funds are appropriated through the Adopted Budget at the Budget Summary Level. All Amounts shown above are in thousands of dollars

## CenTrio Electrification

<b>Project No:</b>	MC-CL-ZS8510	<b>BSL Code:</b>	BC-CL-Z
<b>Project Type:</b>	Discrete	<b>BSL Name:</b>	Customer Focused - CIP
<b>Project Category:</b>	New Investment	<b>Location:</b>	System Wide
<b>Current Project Stage:</b>	Stage 1 - Pre-Project Development	<b>Council District:</b>	Council District 2
<b>Start/End Date:</b>	2022 - 2023	<b>Neighborhood District:</b>	Downtown
<b>Total Project Cost:</b>		<b>Urban Village:</b>	Downtown

This project funds the plan, design, procurement, construction, and commission of large City Light capital investment projects to deliver infrastructure required to meet electrification of CenTrio, a franchise utility that delivers steam for heating of multiple downtown buildings in Seattle.

### O&M Impacts:

**Communications Improvements**

<b>Project No:</b>	MC-CL-YD9009	<b>BSL Code:</b>	BC-CL-Y
<b>Project Type:</b>	Ongoing	<b>BSL Name:</b>	Transmission and Distribution - CIP
<b>Project Category:</b>	Rehabilitation or Restoration	<b>Location:</b>	System wide
<b>Current Project Stage:</b>	N/A	<b>Council District:</b>	Outside City of Seattle
<b>Start/End Date:</b>	N/A	<b>Neighborhood District:</b>	Not in a Neighborhood District
<b>Total Project Cost:</b>	N/A	<b>Urban Village:</b>	Not in an Urban Village

This ongoing project provides funding for unforeseen emergent and critical work on City Light's communications systems to replace communications components due to failure, changing regulatory and security requirements, and requests from customers or other agencies. This project enhances flexibility to address emergent communication systems problems.

<b>Resources</b>	<b>LTD Actuals</b>	<b>2023 Revised</b>	<b>2024</b>	<b>2025</b>	<b>2026</b>	<b>2027</b>	<b>2028</b>	<b>2029</b>	<b>Total</b>
City Light Fund Revenues	11,300	955	1,087	1,016	1,066	1,406	1,499	1,395	19,722
<b>Total:</b>	<b>11,300</b>	<b>955</b>	<b>1,087</b>	<b>1,016</b>	<b>1,066</b>	<b>1,406</b>	<b>1,499</b>	<b>1,395</b>	<b>19,722</b>
<b>Fund Appropriations / Allocations *</b>	<b>LTD Actuals</b>	<b>2023 Revised</b>	<b>2024</b>	<b>2025</b>	<b>2026</b>	<b>2027</b>	<b>2028</b>	<b>2029</b>	<b>Total</b>
Light Fund	11,300	955	1,087	1,016	1,066	1,406	1,499	1,395	19,722
<b>Total:</b>	<b>11,300</b>	<b>955</b>	<b>1,087</b>	<b>1,016</b>	<b>1,066</b>	<b>1,406</b>	<b>1,499</b>	<b>1,395</b>	<b>19,722</b>

O&M Impacts: NA

\* Funds are appropriated through the Adopted Budget at the Budget Summary Level. All Amounts shown above are in thousands of dollars

**Creston-Nelson to Intergate East Feeder Installation**

<b>Project No:</b>	MC-CL-ZO8430	<b>BSL Code:</b>	BC-CL-Z
<b>Project Type:</b>	Discrete	<b>BSL Name:</b>	Customer Focused - CIP
<b>Project Category:</b>	New Facility	<b>Location:</b>	Tukwila
<b>Current Project Stage:</b>	Stage 6 - Closeout	<b>Council District:</b>	Outside City of Seattle
<b>Start/End Date:</b>	2009 - 2023	<b>Neighborhood District:</b>	Not in a Neighborhood District
<b>Total Project Cost:</b>	\$8,970	<b>Urban Village:</b>	Not in an Urban Village

This project installs a new feeder to supply the Sabey Corporation's Intergate East Internet Center in Tukwila from the Creston-Nelson Substation. The project includes design, permit preparation, and evaluates customer load requirements.

<b>Resources</b>	<b>LTD Actuals</b>	<b>2023 Revised</b>	<b>2024</b>	<b>2025</b>	<b>2026</b>	<b>2027</b>	<b>2028</b>	<b>2029</b>	<b>Total</b>
City Light Fund Revenues	8,833	137	-	-	-	-	-	-	8,970
<b>Total:</b>	<b>8,833</b>	<b>137</b>	<b>-</b>	<b>-</b>	<b>-</b>	<b>-</b>	<b>-</b>	<b>-</b>	<b>8,970</b>
<b>Fund Appropriations / Allocations *</b>	<b>LTD Actuals</b>	<b>2023 Revised</b>	<b>2024</b>	<b>2025</b>	<b>2026</b>	<b>2027</b>	<b>2028</b>	<b>2029</b>	<b>Total</b>
Light Fund	8,833	137	-	-	-	-	-	-	8,970
<b>Total:</b>	<b>8,833</b>	<b>137</b>	<b>-</b>	<b>-</b>	<b>-</b>	<b>-</b>	<b>-</b>	<b>-</b>	<b>8,970</b>

O&M Impacts: NA

\* Funds are appropriated through the Adopted Budget at the Budget Summary Level. All Amounts shown above are in thousands of dollars

**Dallas Ave. 26 kV Crossing**

<b>Project No:</b>	MC-CL-YR8322	<b>BSL Code:</b>	BC-CL-Y
<b>Project Type:</b>	Discrete	<b>BSL Name:</b>	Transmission and Distribution - CIP
<b>Project Category:</b>	Rehabilitation or Restoration	<b>Location:</b>	Dallas Ave S
<b>Current Project Stage:</b>	Stage 3 - Design	<b>Council District:</b>	Council District 2
<b>Start/End Date:</b>	2005 - 2027	<b>Neighborhood District:</b>	Greater Duwamish
<b>Total Project Cost:</b>	\$16,753	<b>Urban Village:</b>	South Park

This project reinstalls two 26kV feeders across the Duwamish River. This crossing backs up the Cambridge Corridor Crossing, providing redundant power supply to the area along East Marginal Way South. The area has many large industrial accounts.

<b>Resources</b>	<b>LTD Actuals</b>	<b>2023 Revised</b>	<b>2024</b>	<b>2025</b>	<b>2026</b>	<b>2027</b>	<b>2028</b>	<b>2029</b>	<b>Total</b>
City Light Fund Revenues	886	3,252	4,626	2,951	3,956	1,083	-	-	16,753
<b>Total:</b>	<b>886</b>	<b>3,252</b>	<b>4,626</b>	<b>2,951</b>	<b>3,956</b>	<b>1,083</b>	<b>-</b>	<b>-</b>	<b>16,753</b>
<b>Fund Appropriations / Allocations *</b>	<b>LTD Actuals</b>	<b>2023 Revised</b>	<b>2024</b>	<b>2025</b>	<b>2026</b>	<b>2027</b>	<b>2028</b>	<b>2029</b>	<b>Total</b>
Light Fund	886	3,252	4,626	2,951	3,956	1,083	-	-	16,753
<b>Total:</b>	<b>886</b>	<b>3,252</b>	<b>4,626</b>	<b>2,951</b>	<b>3,956</b>	<b>1,083</b>	<b>-</b>	<b>-</b>	<b>16,753</b>

O&M Impacts: NA

\* Funds are appropriated through the Adopted Budget at the Budget Summary Level. All Amounts shown above are in thousands of dollars

**Dam Safety Part 12 Improvements**

<b>Project No:</b>	MC-CL-XB6626	<b>BSL Code:</b>	BC-CL-X
<b>Project Type:</b>	Ongoing	<b>BSL Name:</b>	Power Supply - CIP
<b>Project Category:</b>	Improved Facility	<b>Location:</b>	System Wide
<b>Current Project Stage:</b>	N/A	<b>Council District:</b>	Outside City of Seattle
<b>Start/End Date:</b>	N/A	<b>Neighborhood District:</b>	Not in a Neighborhood District
<b>Total Project Cost:</b>	N/A	<b>Urban Village:</b>	Not in an Urban Village

This project provides the support analysis and data required to meet FERC regulations. City Light must demonstrate that the dams are monitored and engineering improvements are based on current climate conditions, most current engineering standards, and the appropriate devices, instrumentation, and tools. Activities may include Skagit bulkhead, Boundary new instrumentation, Diablo & Gorge GPS System, Boundary instrumentation, Boundary Part 12 Implementation and Skagit Part 12 Implementation.

<b>Resources</b>	<b>LTD Actuals</b>	<b>2023 Revised</b>	<b>2024</b>	<b>2025</b>	<b>2026</b>	<b>2027</b>	<b>2028</b>	<b>2029</b>	<b>Total</b>
City Light Fund Revenues	2,041	1,986	1,486	3,669	3,301	2,858	2,324	2,500	20,165
<b>Total:</b>	<b>2,041</b>	<b>1,986</b>	<b>1,486</b>	<b>3,669</b>	<b>3,301</b>	<b>2,858</b>	<b>2,324</b>	<b>2,500</b>	<b>20,165</b>
<b>Fund Appropriations / Allocations *</b>	<b>LTD Actuals</b>	<b>2023 Revised</b>	<b>2024</b>	<b>2025</b>	<b>2026</b>	<b>2027</b>	<b>2028</b>	<b>2029</b>	<b>Total</b>
Light Fund	2,041	1,986	1,486	3,669	3,301	2,858	2,324	2,500	20,165
<b>Total:</b>	<b>2,041</b>	<b>1,986</b>	<b>1,486</b>	<b>3,669</b>	<b>3,301</b>	<b>2,858</b>	<b>2,324</b>	<b>2,500</b>	<b>20,165</b>

O&M Impacts: NA

\* Funds are appropriated through the Adopted Budget at the Budget Summary Level. All Amounts shown above are in thousands of dollars



### Denny Substation - Network

<b>Project No:</b>	MC-CL-YN8404	<b>BSL Code:</b>	BC-CL-Y
<b>Project Type:</b>	Ongoing	<b>BSL Name:</b>	Transmission and Distribution - CIP
<b>Project Category:</b>	New Facility	<b>Location:</b>	Valley Street
<b>Current Project Stage:</b>	N/A	<b>Council District:</b>	Multiple
<b>Start/End Date:</b>	N/A	<b>Neighborhood District:</b>	Lake Union
<b>Total Project Cost:</b>	N/A	<b>Urban Village:</b>	South Lake Union

This ongoing project funds network system work in the Denny Substation network area. Work may include design and construction, engineering design at the substation network interface, and underground conversion of streetlights, traffic signals, and telecom and fiber optic systems.

<b>Resources</b>	<b>LTD Actuals</b>	<b>2023 Revised</b>	<b>2024</b>	<b>2025</b>	<b>2026</b>	<b>2027</b>	<b>2028</b>	<b>2029</b>	<b>Total</b>
City Light Fund Revenues	108,496	2,762	6,995	-	-	-	-	-	118,254
<b>Total:</b>	<b>108,496</b>	<b>2,762</b>	<b>6,995</b>	<b>-</b>	<b>-</b>	<b>-</b>	<b>-</b>	<b>-</b>	<b>118,254</b>
<b>Fund Appropriations / Allocations *</b>	<b>LTD Actuals</b>	<b>2023 Revised</b>	<b>2024</b>	<b>2025</b>	<b>2026</b>	<b>2027</b>	<b>2028</b>	<b>2029</b>	<b>Total</b>
Light Fund	108,496	2,762	6,995	-	-	-	-	-	118,254
<b>Total:</b>	<b>108,496</b>	<b>2,762</b>	<b>6,995</b>	<b>-</b>	<b>-</b>	<b>-</b>	<b>-</b>	<b>-</b>	<b>118,254</b>

O&M Impacts: NA

\* Funds are appropriated through the Adopted Budget at the Budget Summary Level. All Amounts shown above are in thousands of dollars

### Denny Substation Transmission Lines

<b>Project No:</b>	MC-CL-YT7125	<b>BSL Code:</b>	BC-CL-Y
<b>Project Type:</b>	Discrete	<b>BSL Name:</b>	Transmission and Distribution - CIP
<b>Project Category:</b>	New Facility	<b>Location:</b>	System wide
<b>Current Project Stage:</b>	Stage 2 - Initiation, Project Definition, & Planning	<b>Council District:</b>	Citywide
<b>Start/End Date:</b>	2008 - 2030	<b>Neighborhood District:</b>	Not in a Neighborhood District
<b>Total Project Cost:</b>	\$19,620	<b>Urban Village:</b>	Not in an Urban Village

This project provides work associated with the design and construction of new transmission lines to support the new Denny Substation. This expansion would divide the existing Pine to Broad Street transmission line into two transmission lines to improve system reliability and resiliency.

Resources	LTD Actuals	2023 Revised	2024	2025	2026	2027	2028	2029	Total
City Light Fund Revenues	18,046	606	227	228	218	241	27	27	19,620
<b>Total:</b>	<b>18,046</b>	<b>606</b>	<b>227</b>	<b>228</b>	<b>218</b>	<b>241</b>	<b>27</b>	<b>27</b>	<b>19,620</b>
Fund Appropriations / Allocations *	LTD Actuals	2023 Revised	2024	2025	2026	2027	2028	2029	Total
Light Fund	18,046	606	227	228	218	241	27	27	19,620
<b>Total:</b>	<b>18,046</b>	<b>606</b>	<b>227</b>	<b>228</b>	<b>218</b>	<b>241</b>	<b>27</b>	<b>27</b>	<b>19,620</b>

O&M Impacts: NA

\* Funds are appropriated through the Adopted Budget at the Budget Summary Level. All Amounts shown above are in thousands of dollars

### Diablo - Replace Bank Transformers

<b>Project No:</b>	MC-CL-XS6589	<b>BSL Code:</b>	BC-CL-X
<b>Project Type:</b>	Discrete	<b>BSL Name:</b>	Power Supply - CIP
<b>Project Category:</b>	Rehabilitation or Restoration	<b>Location:</b>	Milepost 126 Stte Highway 20
<b>Current Project Stage:</b>	Stage 1 - Pre-Project Development	<b>Council District:</b>	Outside City of Seattle
<b>Start/End Date:</b>	2027 - 2028	<b>Neighborhood District:</b>	Outside City of Seattle
<b>Total Project Cost:</b>	\$5,315	<b>Urban Village:</b>	Outside City of Seattle

This project replaces the two Diablo generator step up transformer banks as they reach the end of their useful life.

Resources	LTD Actuals	2023 Revised	2024	2025	2026	2027	2028	2029	Total
City Light Fund Revenues	-	-	-	-	-	315	5,000	-	5,315
<b>Total:</b>	-	-	-	-	-	<b>315</b>	<b>5,000</b>	-	<b>5,315</b>
Fund Appropriations / Allocations *	LTD Actuals	2023 Revised	2024	2025	2026	2027	2028	2029	Total
Light Fund	-	-	-	-	-	315	5,000	-	5,315
<b>Total:</b>	-	-	-	-	-	<b>315</b>	<b>5,000</b>	-	<b>5,315</b>

O&M Impacts: NA

*\* Funds are appropriated through the Adopted Budget at the Budget Summary Level. All Amounts shown above are in thousands of dollars*

### Diablo Dam - Spill Gate Trunnion Upgrades

<b>Project No:</b>	MC-CL-XS6610	<b>BSL Code:</b>	BC-CL-X
<b>Project Type:</b>	Ongoing	<b>BSL Name:</b>	Power Supply - CIP
<b>Project Category:</b>	Rehabilitation or Restoration	<b>Location:</b>	Milepost 126 Stte Highway 20
<b>Current Project Stage:</b>	N/A	<b>Council District:</b>	Outside City of Seattle
<b>Start/End Date:</b>	N/A	<b>Neighborhood District:</b>	Outside City of Seattle
<b>Total Project Cost:</b>	N/A	<b>Urban Village:</b>	Outside City of Seattle

This project provides replacement of the trunnion bushings in all 20 of Diablo Dam's spill gates with new synthetic bushings that are permanently sealed and lubricated, and perform associated supporting work.

Resources	LTD Actuals	2023 Revised	2024	2025	2026	2027	2028	2029	Total
City Light Fund Revenues	3,034	623	-	952	638	-	-	-	5,248
<b>Total:</b>	<b>3,034</b>	<b>623</b>	<b>-</b>	<b>952</b>	<b>638</b>	<b>-</b>	<b>-</b>	<b>-</b>	<b>5,248</b>
Fund Appropriations / Allocations *	LTD Actuals	2023 Revised	2024	2025	2026	2027	2028	2029	Total
Light Fund	3,034	623	-	952	638	-	-	-	5,248
<b>Total:</b>	<b>3,034</b>	<b>623</b>	<b>-</b>	<b>952</b>	<b>638</b>	<b>-</b>	<b>-</b>	<b>-</b>	<b>5,248</b>

O&M Impacts: NA

\* Funds are appropriated through the Adopted Budget at the Budget Summary Level. All Amounts shown above are in thousands of dollars

**Distribution Area Communications Networks**

<b>Project No:</b>	MC-CL-YD9307	<b>BSL Code:</b>	BC-CL-Y
<b>Project Type:</b>	Ongoing	<b>BSL Name:</b>	Transmission and Distribution - CIP
<b>Project Category:</b>	New Facility	<b>Location:</b>	Citywide
<b>Current Project Stage:</b>	N/A	<b>Council District:</b>	Citywide
<b>Start/End Date:</b>	N/A	<b>Neighborhood District:</b>	Not in a Neighborhood District
<b>Total Project Cost:</b>	N/A	<b>Urban Village:</b>	Not in an Urban Village

This ongoing project installs fiber cable and equipment to all City Light dams, substations and service centers to create a secure, reliable, fast and redundant digital communications system for operations command and control. The fiber infrastructure provides a secure path for power distribution system control and dispatch, Energy Management System data, and other City Light communications. This project also supports Substation Automation, Distribution Automation, Distributed Generation, and automated meter reading projects.

<b>Resources</b>	<b>LTD Actuals</b>	<b>2023 Revised</b>	<b>2024</b>	<b>2025</b>	<b>2026</b>	<b>2027</b>	<b>2028</b>	<b>2029</b>	<b>Total</b>
City Light Fund Revenues	29,965	2,448	684	941	944	1,001	1,164	1,030	38,176
<b>Total:</b>	<b>29,965</b>	<b>2,448</b>	<b>684</b>	<b>941</b>	<b>944</b>	<b>1,001</b>	<b>1,164</b>	<b>1,030</b>	<b>38,176</b>
<b>Fund Appropriations / Allocations *</b>	<b>LTD Actuals</b>	<b>2023 Revised</b>	<b>2024</b>	<b>2025</b>	<b>2026</b>	<b>2027</b>	<b>2028</b>	<b>2029</b>	<b>Total</b>
Light Fund	29,965	2,448	684	941	944	1,001	1,164	1,030	38,176
<b>Total:</b>	<b>29,965</b>	<b>2,448</b>	<b>684</b>	<b>941</b>	<b>944</b>	<b>1,001</b>	<b>1,164</b>	<b>1,030</b>	<b>38,176</b>

O&M Impacts: NA

\* Funds are appropriated through the Adopted Budget at the Budget Summary Level. All Amounts shown above are in thousands of dollars

**Distribution Automation**

<b>Project No:</b>	MC-CL-YR8425	<b>BSL Code:</b>	BC-CL-Y
<b>Project Type:</b>	Ongoing	<b>BSL Name:</b>	Transmission and Distribution - CIP
<b>Project Category:</b>	Rehabilitation or Restoration	<b>Location:</b>	Citywide
<b>Current Project Stage:</b>	N/A	<b>Council District:</b>	Citywide
<b>Start/End Date:</b>	N/A	<b>Neighborhood District:</b>	Not in a Neighborhood District
<b>Total Project Cost:</b>	N/A	<b>Urban Village:</b>	Not in an Urban Village

This ongoing project automates radial distribution feeders, which includes installation of equipment to provide remote control of operations of switches on power lines and gather real time data on conditions in distribution power lines. The installation of strategically placed switches provides the ability to automatically perform outage restoration, shift blocks of load to maximize efficiencies of feeders, and reconfigure the feeder grid. Typical operation involves remotely detecting that a feeder fault has occurred, locating the damaged portion of the feeder between two remote controlled line switches, isolating the damaged portion of the feeder by opening appropriate remote controlled line switches, and re-energizing undamaged portions of the feeder via the primary feeder source and one or more backup sources using automatically controlled tie switches.

<b>Resources</b>	<b>LTD Actuals</b>	<b>2023 Revised</b>	<b>2024</b>	<b>2025</b>	<b>2026</b>	<b>2027</b>	<b>2028</b>	<b>2029</b>	<b>Total</b>
City Light Fund Revenues	15,557	3,210	3,087	3,136	3,193	3,652	3,996	4,116	39,946
<b>Total:</b>	<b>15,557</b>	<b>3,210</b>	<b>3,087</b>	<b>3,136</b>	<b>3,193</b>	<b>3,652</b>	<b>3,996</b>	<b>4,116</b>	<b>39,946</b>
<b>Fund Appropriations / Allocations *</b>	<b>LTD Actuals</b>	<b>2023 Revised</b>	<b>2024</b>	<b>2025</b>	<b>2026</b>	<b>2027</b>	<b>2028</b>	<b>2029</b>	<b>Total</b>
Light Fund	15,557	3,210	3,087	3,136	3,193	3,652	3,996	4,116	39,946
<b>Total:</b>	<b>15,557</b>	<b>3,210</b>	<b>3,087</b>	<b>3,136</b>	<b>3,193</b>	<b>3,652</b>	<b>3,996</b>	<b>4,116</b>	<b>39,946</b>

O&M Impacts: NA

\* Funds are appropriated through the Adopted Budget at the Budget Summary Level. All Amounts shown above are in thousands of dollars

**Document Management System**

<b>Project No:</b>	MC-CL-ZF9962	<b>BSL Code:</b>	BC-CL-Z
<b>Project Type:</b>	Ongoing	<b>BSL Name:</b>	Customer Focused - CIP
<b>Project Category:</b>	Rehabilitation or Restoration	<b>Location:</b>	System Wide
<b>Current Project Stage:</b>	N/A	<b>Council District:</b>	Citywide
<b>Start/End Date:</b>	N/A	<b>Neighborhood District:</b>	Not in a Neighborhood District
<b>Total Project Cost:</b>	N/A	<b>Urban Village:</b>	Not in an Urban Village

This project plans, builds, deploys, and provides ongoing management of an enterprise document management system that effectively and efficiently captures, secures, shares, and distributes digital and paper-based documents and reports. The project streamlines collaboration, automates routine tasks, and lowers costs related to creation, management, and storage of business documents. The project provides the governance and audit capabilities needed to minimize the risks and costs associated with regulatory and legal compliance.

<b>Resources</b>	<b>LTD Actuals</b>	<b>2023 Revised</b>	<b>2024</b>	<b>2025</b>	<b>2026</b>	<b>2027</b>	<b>2028</b>	<b>2029</b>	<b>Total</b>
City Light Fund Revenues	4,406	871	756	1,000	1,804	1,000	931	959	11,727
<b>Total:</b>	<b>4,406</b>	<b>871</b>	<b>756</b>	<b>1,000</b>	<b>1,804</b>	<b>1,000</b>	<b>931</b>	<b>959</b>	<b>11,727</b>
<b>Fund Appropriations / Allocations *</b>	<b>LTD Actuals</b>	<b>2023 Revised</b>	<b>2024</b>	<b>2025</b>	<b>2026</b>	<b>2027</b>	<b>2028</b>	<b>2029</b>	<b>Total</b>
Light Fund	4,406	871	756	1,000	1,804	1,000	931	959	11,727
<b>Total:</b>	<b>4,406</b>	<b>871</b>	<b>756</b>	<b>1,000</b>	<b>1,804</b>	<b>1,000</b>	<b>931</b>	<b>959</b>	<b>11,727</b>

O&M Impacts: NA

\* Funds are appropriated through the Adopted Budget at the Budget Summary Level. All Amounts shown above are in thousands of dollars

### Electric Vehicle Infrastructure

<b>Project No:</b>	MC-CL-XF9237	<b>BSL Code:</b>	BC-CL-X
<b>Project Type:</b>	Ongoing	<b>BSL Name:</b>	Power Supply - CIP
<b>Project Category:</b>	New Investment	<b>Location:</b>	Citywide
<b>Current Project Stage:</b>	N/A	<b>Council District:</b>	Multiple
<b>Start/End Date:</b>	N/A	<b>Neighborhood District:</b>	Multiple
<b>Total Project Cost:</b>	N/A	<b>Urban Village:</b>	Multiple

This ongoing project funds the implementation of City Light's public electric vehicle charging pilot project. This project will deploy 26 public EV fast chargers within the service area, at both City-owned property and private sites. City Light owns and installs the charging infrastructure. This program allows customers access to carbon-neutral electricity that customers are demanding, better utilize current utility assets, and contribute to the Clean, Renewable-Powered City initiative and the aggressive goals of the Drive Clean Seattle Initiative.

<b>Resources</b>	<b>LTD Actuals</b>	<b>2023 Revised</b>	<b>2024</b>	<b>2025</b>	<b>2026</b>	<b>2027</b>	<b>2028</b>	<b>2029</b>	<b>Total</b>
City Light Fund Revenues	4,164	17	-	-	-	-	-	-	4,180
<b>Total:</b>	<b>4,164</b>	<b>17</b>	<b>-</b>	<b>-</b>	<b>-</b>	<b>-</b>	<b>-</b>	<b>-</b>	<b>4,180</b>
<b>Fund Appropriations / Allocations *</b>	<b>LTD Actuals</b>	<b>2023 Revised</b>	<b>2024</b>	<b>2025</b>	<b>2026</b>	<b>2027</b>	<b>2028</b>	<b>2029</b>	<b>Total</b>
Light Fund	4,164	17	-	-	-	-	-	-	4,180
<b>Total:</b>	<b>4,164</b>	<b>17</b>	<b>-</b>	<b>-</b>	<b>-</b>	<b>-</b>	<b>-</b>	<b>-</b>	<b>4,180</b>

O&M Impacts: NA

\* Funds are appropriated through the Adopted Budget at the Budget Summary Level. All Amounts shown above are in thousands of dollars



### Endangered Species Act Mitigation

<b>Project No:</b>	MC-CL-XP6990	<b>BSL Code:</b>	BC-CL-X
<b>Project Type:</b>	Ongoing	<b>BSL Name:</b>	Power Supply - CIP
<b>Project Category:</b>	Rehabilitation or Restoration	<b>Location:</b>	Outside City of Seattle
<b>Current Project Stage:</b>	N/A	<b>Council District:</b>	Outside City of Seattle
<b>Start/End Date:</b>	N/A	<b>Neighborhood District:</b>	Not in a Neighborhood District
<b>Total Project Cost:</b>	N/A	<b>Urban Village:</b>	Not in an Urban Village

This ongoing project funds work that protects and restores fisheries habitat in the Skagit and Tolt river basins. It implements the Endangered Species Act (ESA) Program for recovery of listed fish species that are potentially affected by City Light projects. The project includes land purchase, restoration, assessment, and management. The project reduces the likelihood of third party lawsuits under ESA and the reopening of claims by Federal agencies, e.g. the U.S. Fish and Wildlife Service, seeking additional measures to protect and restore the listed species.

<b>Resources</b>	<b>LTD Actuals</b>	<b>2023 Revised</b>	<b>2024</b>	<b>2025</b>	<b>2026</b>	<b>2027</b>	<b>2028</b>	<b>2029</b>	<b>Total</b>
City Light Fund Revenues	15,575	2,593	1,192	1,213	1,124	615	1,079	1,111	24,501
<b>Total:</b>	<b>15,575</b>	<b>2,593</b>	<b>1,192</b>	<b>1,213</b>	<b>1,124</b>	<b>615</b>	<b>1,079</b>	<b>1,111</b>	<b>24,501</b>
<b>Fund Appropriations / Allocations *</b>	<b>LTD Actuals</b>	<b>2023 Revised</b>	<b>2024</b>	<b>2025</b>	<b>2026</b>	<b>2027</b>	<b>2028</b>	<b>2029</b>	<b>Total</b>
Light Fund	15,575	2,593	1,192	1,213	1,124	615	1,079	1,111	24,501
<b>Total:</b>	<b>15,575</b>	<b>2,593</b>	<b>1,192</b>	<b>1,213</b>	<b>1,124</b>	<b>615</b>	<b>1,079</b>	<b>1,111</b>	<b>24,501</b>

O&M Impacts: NA

\* Funds are appropriated through the Adopted Budget at the Budget Summary Level. All Amounts shown above are in thousands of dollars

### Energy Conservation

<b>Project No:</b>	MC-CL-XF9320	<b>BSL Code:</b>	BC-CL-X
<b>Project Type:</b>	Ongoing	<b>BSL Name:</b>	Power Supply - CIP
<b>Project Category:</b>	Rehabilitation or Restoration	<b>Location:</b>	System wide
<b>Current Project Stage:</b>	N/A	<b>Council District:</b>	Citywide
<b>Start/End Date:</b>	N/A	<b>Neighborhood District:</b>	Not in a Neighborhood District
<b>Total Project Cost:</b>	N/A	<b>Urban Village:</b>	Not in an Urban Village

This ongoing project installs improvements at SCL facilities to reduce energy consumption. Work is performed at facilities including generation sites, service centers, and substations. With documented savings, some project costs may be recovered from the Bonneville Power Administration.

<b>Resources</b>	<b>LTD Actuals</b>	<b>2023 Revised</b>	<b>2024</b>	<b>2025</b>	<b>2026</b>	<b>2027</b>	<b>2028</b>	<b>2029</b>	<b>Total</b>
City Light Fund Revenues	9,546	783	600	600	-	-	-	-	11,529
<b>Total:</b>	<b>9,546</b>	<b>783</b>	<b>600</b>	<b>600</b>	<b>-</b>	<b>-</b>	<b>-</b>	<b>-</b>	<b>11,529</b>
<b>Fund Appropriations / Allocations *</b>	<b>LTD Actuals</b>	<b>2023 Revised</b>	<b>2024</b>	<b>2025</b>	<b>2026</b>	<b>2027</b>	<b>2028</b>	<b>2029</b>	<b>Total</b>
Light Fund	9,546	783	600	600	-	-	-	-	11,529
<b>Total:</b>	<b>9,546</b>	<b>783</b>	<b>600</b>	<b>600</b>	<b>-</b>	<b>-</b>	<b>-</b>	<b>-</b>	<b>11,529</b>

O&M Impacts: NA

\* Funds are appropriated through the Adopted Budget at the Budget Summary Level. All Amounts shown above are in thousands of dollars

### Energy Efficiency

<b>Project No:</b>	MC-CL-WC2250	<b>BSL Code:</b>	BC-CL-W
<b>Project Type:</b>	Ongoing	<b>BSL Name:</b>	Conservation & Environmental - CIP
<b>Project Category:</b>	Improved Facility	<b>Location:</b>	System Wide
<b>Current Project Stage:</b>	N/A	<b>Council District:</b>	Multiple
<b>Start/End Date:</b>	N/A	<b>Neighborhood District:</b>	Multiple
<b>Total Project Cost:</b>	N/A	<b>Urban Village:</b>	Multiple

This ongoing project funds energy efficiency programs at City Light.

<b>Resources</b>	<b>LTD Actuals</b>	<b>2023 Revised</b>	<b>2024</b>	<b>2025</b>	<b>2026</b>	<b>2027</b>	<b>2028</b>	<b>2029</b>	<b>Total</b>
City Light Fund Revenues	19,973	40,866	31,342	31,043	31,115	31,233	31,283	31,717	248,572
<b>Total:</b>	<b>19,973</b>	<b>40,866</b>	<b>31,342</b>	<b>31,043</b>	<b>31,115</b>	<b>31,233</b>	<b>31,283</b>	<b>31,717</b>	<b>248,572</b>
<b>Fund Appropriations / Allocations *</b>	<b>LTD Actuals</b>	<b>2023 Revised</b>	<b>2024</b>	<b>2025</b>	<b>2026</b>	<b>2027</b>	<b>2028</b>	<b>2029</b>	<b>Total</b>
Light Fund	19,973	40,866	31,342	31,043	31,115	31,233	31,283	31,717	248,572
<b>Total:</b>	<b>19,973</b>	<b>40,866</b>	<b>31,342</b>	<b>31,043</b>	<b>31,115</b>	<b>31,233</b>	<b>31,283</b>	<b>31,717</b>	<b>248,572</b>

O&M Impacts:

\* Funds are appropriated through the Adopted Budget at the Budget Summary Level. All Amounts shown above are in thousands of dollars

### Energy Management System Upgrade

<b>Project No:</b>	MC-CL-YD9979	<b>BSL Code:</b>	BC-CL-Y
<b>Project Type:</b>	Discrete	<b>BSL Name:</b>	Transmission and Distribution - CIP
<b>Project Category:</b>	Rehabilitation or Restoration	<b>Location:</b>	System Wide
<b>Current Project Stage:</b>	Stage 5 - Execution (IT Only)	<b>Council District:</b>	Citywide
<b>Start/End Date:</b>	2020 - 2023	<b>Neighborhood District:</b>	Not in a Neighborhood District
<b>Total Project Cost:</b>	\$1,789	<b>Urban Village:</b>	Not in an Urban Village

This project funds the upgrade to maintain the City Light vendor supported Energy Management System (EMS) for Supervisory Control and Data Acquisition (SCADA) for power system operation that is current with industry technology, cyber security and regulatory compliant for highly available and reliable system operation. The EMS Replacement Project was deployed in 2016 with a planned investment objective to maintain current vendor support with software and hardware.

Resources	LTD Actuals	2023 Revised	2024	2025	2026	2027	2028	2029	Total
City Light Fund Revenues	1,729	60	-	-	-	-	-	-	1,789
<b>Total:</b>	<b>1,729</b>	<b>60</b>	<b>-</b>	<b>-</b>	<b>-</b>	<b>-</b>	<b>-</b>	<b>-</b>	<b>1,789</b>
Fund Appropriations / Allocations *	LTD Actuals	2023 Revised	2024	2025	2026	2027	2028	2029	Total
Light Fund	1,729	60	-	-	-	-	-	-	1,789
<b>Total:</b>	<b>1,729</b>	<b>60</b>	<b>-</b>	<b>-</b>	<b>-</b>	<b>-</b>	<b>-</b>	<b>-</b>	<b>1,789</b>

O&M Impacts: NA

\* Funds are appropriated through the Adopted Budget at the Budget Summary Level. All Amounts shown above are in thousands of dollars

### Enterprise Geographic Information System

<b>Project No:</b>	MC-CL-YD9957	<b>BSL Code:</b>	BC-CL-Y
<b>Project Type:</b>	Discrete	<b>BSL Name:</b>	Transmission and Distribution - CIP
<b>Project Category:</b>	Rehabilitation or Restoration	<b>Location:</b>	System wide
<b>Current Project Stage:</b>	Stage 2 - Initiation, Project Definition, & Planning	<b>Council District:</b>	Citywide
<b>Start/End Date:</b>	2015 - 2026	<b>Neighborhood District:</b>	Not in a Neighborhood District
<b>Total Project Cost:</b>	\$6,648	<b>Urban Village:</b>	Not in an Urban Village

This project investigates, evaluates, and makes a recommendation to develop a unified GIS system that meets all of the needs of the Utility, replacing the two separate and incompatible Geographic Information Systems (GIS) that City Light currently maintains, and allowing integration with future software systems (such as Mobile Workforce).

Resources	LTD Actuals	2023 Revised	2024	2025	2026	2027	2028	2029	Total
City Light Fund Revenues	1,561	1,704	3,338	27	17	-	-	-	6,648
<b>Total:</b>	<b>1,561</b>	<b>1,704</b>	<b>3,338</b>	<b>27</b>	<b>17</b>	<b>-</b>	<b>-</b>	<b>-</b>	<b>6,648</b>
Fund Appropriations / Allocations *	LTD Actuals	2023 Revised	2024	2025	2026	2027	2028	2029	Total
Light Fund	1,561	1,704	3,338	27	17	-	-	-	6,648
<b>Total:</b>	<b>1,561</b>	<b>1,704</b>	<b>3,338</b>	<b>27</b>	<b>17</b>	<b>-</b>	<b>-</b>	<b>-</b>	<b>6,648</b>

O&M Impacts: NA

\* Funds are appropriated through the Adopted Budget at the Budget Summary Level. All Amounts shown above are in thousands of dollars

### Enterprise Software Solution Replacement Strategy

<b>Project No:</b>	MC-CL-YD9969	<b>BSL Code:</b>	BC-CL-Y
<b>Project Type:</b>	Ongoing	<b>BSL Name:</b>	Transmission and Distribution - CIP
<b>Project Category:</b>	Rehabilitation or Restoration	<b>Location:</b>	City Wide
<b>Current Project Stage:</b>	N/A	<b>Council District:</b>	Citywide
<b>Start/End Date:</b>	N/A	<b>Neighborhood District:</b>	Multiple
<b>Total Project Cost:</b>	N/A	<b>Urban Village:</b>	Multiple

This project funds the upgrade or replacement of components of the Utility Technology Portfolio. Timely upgrades and replacements ensure that technology and enterprise level software resources are kept up to date and fully functional.

Resources	LTD Actuals	2023 Revised	2024	2025	2026	2027	2028	2029	Total
City Light Fund Revenues	27,368	14,906	8,301	8,991	11,724	7,140	6,016	5,000	89,445
<b>Total:</b>	<b>27,368</b>	<b>14,906</b>	<b>8,301</b>	<b>8,991</b>	<b>11,724</b>	<b>7,140</b>	<b>6,016</b>	<b>5,000</b>	<b>89,445</b>
Fund Appropriations / Allocations *	LTD Actuals	2023 Revised	2024	2025	2026	2027	2028	2029	Total
Light Fund	27,368	14,906	8,301	8,991	11,724	7,140	6,016	5,000	89,445
<b>Total:</b>	<b>27,368</b>	<b>14,906</b>	<b>8,301</b>	<b>8,991</b>	<b>11,724</b>	<b>7,140</b>	<b>6,016</b>	<b>5,000</b>	<b>89,445</b>

O&M Impacts: NA

*\* Funds are appropriated through the Adopted Budget at the Budget Summary Level. All Amounts shown above are in thousands of dollars*

### Environmental Claims

<b>Project No:</b>	MC-CL-WC3133	<b>BSL Code:</b>	BC-CL-W
<b>Project Type:</b>	Ongoing	<b>BSL Name:</b>	Conservation & Environmental - CIP
<b>Project Category:</b>	Improved Facility	<b>Location:</b>	System Wide
<b>Current Project Stage:</b>	N/A	<b>Council District:</b>	Multiple
<b>Start/End Date:</b>	N/A	<b>Neighborhood District:</b>	Multiple
<b>Total Project Cost:</b>	N/A	<b>Urban Village:</b>	Multiple

This ongoing project funds all environmental liability clean-up and remediation work on City Light owned and non-owned properties, whether voluntary or ordered by State or Federal environmental regulating agencies.

Resources	LTD Actuals	2023 Revised	2024	2025	2026	2027	2028	2029	Total
City Light Fund Revenues	3,535	16,675	11,310	11,315	11,320	11,326	12,368	13,643	91,492
<b>Total:</b>	<b>3,535</b>	<b>16,675</b>	<b>11,310</b>	<b>11,315</b>	<b>11,320</b>	<b>11,326</b>	<b>12,368</b>	<b>13,643</b>	<b>91,492</b>
Fund Appropriations / Allocations *	LTD Actuals	2023 Revised	2024	2025	2026	2027	2028	2029	Total
Light Fund	3,535	16,675	11,310	11,315	11,320	11,326	12,368	13,643	91,492
<b>Total:</b>	<b>3,535</b>	<b>16,675</b>	<b>11,310</b>	<b>11,315</b>	<b>11,320</b>	<b>11,326</b>	<b>12,368</b>	<b>13,643</b>	<b>91,492</b>

O&M Impacts:

\* Funds are appropriated through the Adopted Budget at the Budget Summary Level. All Amounts shown above are in thousands of dollars

### Environmental Safeguarding and Remediation of Facilities

<b>Project No:</b>	MC-CL-XF9152	<b>BSL Code:</b>	BC-CL-X
<b>Project Type:</b>	Ongoing	<b>BSL Name:</b>	Power Supply - CIP
<b>Project Category:</b>	Rehabilitation or Restoration	<b>Location:</b>	Outside City of Seattle
<b>Current Project Stage:</b>	N/A	<b>Council District:</b>	Outside City of Seattle
<b>Start/End Date:</b>	N/A	<b>Neighborhood District:</b>	Not in a Neighborhood District
<b>Total Project Cost:</b>	N/A	<b>Urban Village:</b>	Not in an Urban Village

This ongoing project provides improvements to prevent air and water pollution at City Light facilities. Projects may include ventilation for painting operations, storage equipment for toxic material, containment provisions to provide protection in the event of a spill or leak, and handling equipment to enable safe movement of hazardous items.

Resources	LTD Actuals	2023 Revised	2024	2025	2026	2027	2028	2029	Total
City Light Fund Revenues	664	69	-	-	-	-	-	-	733
<b>Total:</b>	<b>664</b>	<b>69</b>	<b>-</b>	<b>-</b>	<b>-</b>	<b>-</b>	<b>-</b>	<b>-</b>	<b>733</b>
Fund Appropriations / Allocations *	LTD Actuals	2023 Revised	2024	2025	2026	2027	2028	2029	Total
Light Fund	664	69	-	-	-	-	-	-	733
<b>Total:</b>	<b>664</b>	<b>69</b>	<b>-</b>	<b>-</b>	<b>-</b>	<b>-</b>	<b>-</b>	<b>-</b>	<b>733</b>

O&M Impacts: NA

\* Funds are appropriated through the Adopted Budget at the Budget Summary Level. All Amounts shown above are in thousands of dollars



### Equipment Fleet Replacement

<b>Project No:</b>	MC-CL-XF9101	<b>BSL Code:</b>	BC-CL-X
<b>Project Type:</b>	Ongoing	<b>BSL Name:</b>	Power Supply - CIP
<b>Project Category:</b>	New Facility	<b>Location:</b>	System wide
<b>Current Project Stage:</b>	N/A	<b>Council District:</b>	Citywide
<b>Start/End Date:</b>	N/A	<b>Neighborhood District:</b>	Not in a Neighborhood District
<b>Total Project Cost:</b>	N/A	<b>Urban Village:</b>	Not in an Urban Village

This ongoing project funds the purchase of light-duty and heavy-duty mobile equipment fleet vehicles. This includes replacement of specialized fleet vehicles for electric utility use, as well as enhancements and additions of green alternatives such as electric powered vehicles.

<b>Resources</b>	<b>LTD Actuals</b>	<b>2023 Revised</b>	<b>2024</b>	<b>2025</b>	<b>2026</b>	<b>2027</b>	<b>2028</b>	<b>2029</b>	<b>Total</b>
City Light Fund Revenues	92,458	27,513	8,690	9,190	10,648	10,700	10,700	10,992	180,890
<b>Total:</b>	<b>92,458</b>	<b>27,513</b>	<b>8,690</b>	<b>9,190</b>	<b>10,648</b>	<b>10,700</b>	<b>10,700</b>	<b>10,992</b>	<b>180,890</b>
<b>Fund Appropriations / Allocations *</b>	<b>LTD Actuals</b>	<b>2023 Revised</b>	<b>2024</b>	<b>2025</b>	<b>2026</b>	<b>2027</b>	<b>2028</b>	<b>2029</b>	<b>Total</b>
Light Fund	92,458	27,513	8,690	9,190	10,648	10,700	10,700	10,992	180,890
<b>Total:</b>	<b>92,458</b>	<b>27,513</b>	<b>8,690</b>	<b>9,190</b>	<b>10,648</b>	<b>10,700</b>	<b>10,700</b>	<b>10,992</b>	<b>180,890</b>

O&M Impacts: NA

\* Funds are appropriated through the Adopted Budget at the Budget Summary Level. All Amounts shown above are in thousands of dollars

**Facilities Improvements**

<b>Project No:</b>	MC-CL-XF9103	<b>BSL Code:</b>	BC-CL-X
<b>Project Type:</b>	Ongoing	<b>BSL Name:</b>	Power Supply - CIP
<b>Project Category:</b>	New Facility	<b>Location:</b>	System wide
<b>Current Project Stage:</b>	N/A	<b>Council District:</b>	Citywide
<b>Start/End Date:</b>	N/A	<b>Neighborhood District:</b>	Not in a Neighborhood District
<b>Total Project Cost:</b>	N/A	<b>Urban Village:</b>	Not in an Urban Village

This ongoing project funds both planned and emergent needs for facility modifications, real estate development & maintenance, equipment replacements, upgrades to office spaces and workspaces, life/safety modifications and components, addressing environmental and remediation concerns, and reducing energy consumption. A major component shall include infrastructure maintenance and construction of a building which involves several activities, which may vary depending on the project's scope, but typically includes developing a building design inclusive of architectural, structural, electrical, plumbing, and mechanical systems. The project shall also support the design process necessary to plan capital works, such as architect and other consultants to develop plans and specifications that meet the project's functional and aesthetic requirements.

<b>Resources</b>	<b>LTD Actuals</b>	<b>2023 Revised</b>	<b>2024</b>	<b>2025</b>	<b>2026</b>	<b>2027</b>	<b>2028</b>	<b>2029</b>	<b>Total</b>
City Light Fund Revenues	7,617	22,000	12,246	6,146	7,085	8,343	7,230	7,447	78,114
<b>Total:</b>	<b>7,617</b>	<b>22,000</b>	<b>12,246</b>	<b>6,146</b>	<b>7,085</b>	<b>8,343</b>	<b>7,230</b>	<b>7,447</b>	<b>78,114</b>
<b>Fund Appropriations / Allocations *</b>	<b>LTD Actuals</b>	<b>2023 Revised</b>	<b>2024</b>	<b>2025</b>	<b>2026</b>	<b>2027</b>	<b>2028</b>	<b>2029</b>	<b>Total</b>
Light Fund	7,617	22,000	12,246	6,146	7,085	8,343	7,230	7,447	78,114
<b>Total:</b>	<b>7,617</b>	<b>22,000</b>	<b>12,246</b>	<b>6,146</b>	<b>7,085</b>	<b>8,343</b>	<b>7,230</b>	<b>7,447</b>	<b>78,114</b>

O&M Impacts: NA

\* Funds are appropriated through the Adopted Budget at the Budget Summary Level. All Amounts shown above are in thousands of dollars

### Facilities Infrastructure Improvements

<b>Project No:</b>	MC-CL-XF9156	<b>BSL Code:</b>	BC-CL-X
<b>Project Type:</b>	Ongoing	<b>BSL Name:</b>	Power Supply - CIP
<b>Project Category:</b>	Rehabilitation or Restoration	<b>Location:</b>	System wide
<b>Current Project Stage:</b>	N/A	<b>Council District:</b>	Citywide
<b>Start/End Date:</b>	N/A	<b>Neighborhood District:</b>	Not in a Neighborhood District
<b>Total Project Cost:</b>	N/A	<b>Urban Village:</b>	Not in an Urban Village

This ongoing project upgrades and replaces the structural, electrical or mechanical systems, or other base building systems critical to building operations, and site development items. Work under this project may include plumbing replacements, HVAC related systems, power distribution systems, tanks, elevators, fire suppression systems, drainage systems, exterior and interior lighting, landscaping, irrigation, paving, stairs, and sidewalks. This project is intended for emergent work not yet identified and is not intended as a duplicate for other infrastructure improvements included in specific projects.

Resources	LTD Actuals	2023 Revised	2024	2025	2026	2027	2028	2029	Total
City Light Fund Revenues	4,428	628	-	-	-	-	-	-	5,055
<b>Total:</b>	<b>4,428</b>	<b>628</b>	<b>-</b>	<b>-</b>	<b>-</b>	<b>-</b>	<b>-</b>	<b>-</b>	<b>5,055</b>
Fund Appropriations / Allocations *	LTD Actuals	2023 Revised	2024	2025	2026	2027	2028	2029	Total
Light Fund	4,428	628	-	-	-	-	-	-	5,055
<b>Total:</b>	<b>4,428</b>	<b>628</b>	<b>-</b>	<b>-</b>	<b>-</b>	<b>-</b>	<b>-</b>	<b>-</b>	<b>5,055</b>

O&M Impacts: NA

\* Funds are appropriated through the Adopted Budget at the Budget Summary Level. All Amounts shown above are in thousands of dollars

### Facilities Regulatory Compliance

<b>Project No:</b>	MC-CL-XF9151	<b>BSL Code:</b>	BC-CL-X
<b>Project Type:</b>	Ongoing	<b>BSL Name:</b>	Power Supply - CIP
<b>Project Category:</b>	Rehabilitation or Restoration	<b>Location:</b>	System Wide
<b>Current Project Stage:</b>	N/A	<b>Council District:</b>	Outside City of Seattle
<b>Start/End Date:</b>	N/A	<b>Neighborhood District:</b>	Not in a Neighborhood District
<b>Total Project Cost:</b>	N/A	<b>Urban Village:</b>	Not in an Urban Village

This ongoing project is for the investigation of contamination and remediation, if necessary, of property that the utility is targeting for disposal.

<b>Resources</b>	<b>LTD Actuals</b>	<b>2023 Revised</b>	<b>2024</b>	<b>2025</b>	<b>2026</b>	<b>2027</b>	<b>2028</b>	<b>2029</b>	<b>Total</b>
City Light Fund Revenues	2,237	3,665	50	50	50	50	50	50	6,202
<b>Total:</b>	<b>2,237</b>	<b>3,665</b>	<b>50</b>	<b>50</b>	<b>50</b>	<b>50</b>	<b>50</b>	<b>50</b>	<b>6,202</b>
<b>Fund Appropriations / Allocations *</b>	<b>LTD Actuals</b>	<b>2023 Revised</b>	<b>2024</b>	<b>2025</b>	<b>2026</b>	<b>2027</b>	<b>2028</b>	<b>2029</b>	<b>Total</b>
Light Fund	2,237	3,665	50	50	50	50	50	50	6,202
<b>Total:</b>	<b>2,237</b>	<b>3,665</b>	<b>50</b>	<b>50</b>	<b>50</b>	<b>50</b>	<b>50</b>	<b>50</b>	<b>6,202</b>

O&M Impacts: NA

\* Funds are appropriated through the Adopted Budget at the Budget Summary Level. All Amounts shown above are in thousands of dollars

**First Hill - Network**

<b>Project No:</b>	MC-CL-YN8301	<b>BSL Code:</b>	BC-CL-Y
<b>Project Type:</b>	Ongoing	<b>BSL Name:</b>	Transmission and Distribution - CIP
<b>Project Category:</b>	Rehabilitation or Restoration	<b>Location:</b>	1100 Madison St
<b>Current Project Stage:</b>	N/A	<b>Council District:</b>	Council District 3
<b>Start/End Date:</b>	N/A	<b>Neighborhood District:</b>	East District
<b>Total Project Cost:</b>	N/A	<b>Urban Village:</b>	First Hill/Capitol Hill

This ongoing project funds a programmatic approach for comprehensive management of underground network assets serving customers in the First Hill area. This project funds annual work required, such as balancing feeder cables to their maximum service build out limit, performing engineering analysis to determine system feeder assignments, required for new service connections, and replacement of cables that fail while in service.

<b>Resources</b>	<b>LTD Actuals</b>	<b>2023 Revised</b>	<b>2024</b>	<b>2025</b>	<b>2026</b>	<b>2027</b>	<b>2028</b>	<b>2029</b>	<b>Total</b>
City Light Fund Revenues	20,262	3,666	3,817	-	-	-	-	-	27,745
<b>Total:</b>	<b>20,262</b>	<b>3,666</b>	<b>3,817</b>	<b>-</b>	<b>-</b>	<b>-</b>	<b>-</b>	<b>-</b>	<b>27,745</b>
<b>Fund Appropriations / Allocations *</b>	<b>LTD Actuals</b>	<b>2023 Revised</b>	<b>2024</b>	<b>2025</b>	<b>2026</b>	<b>2027</b>	<b>2028</b>	<b>2029</b>	<b>Total</b>
Light Fund	20,262	3,666	3,817	-	-	-	-	-	27,745
<b>Total:</b>	<b>20,262</b>	<b>3,666</b>	<b>3,817</b>	<b>-</b>	<b>-</b>	<b>-</b>	<b>-</b>	<b>-</b>	<b>27,745</b>

O&M Impacts: NA

\* Funds are appropriated through the Adopted Budget at the Budget Summary Level. All Amounts shown above are in thousands of dollars

### Fork Tolt License Mitigation

<b>Project No:</b>	MC-CL-WC3131	<b>BSL Code:</b>	BC-CL-W
<b>Project Type:</b>	Ongoing	<b>BSL Name:</b>	Conservation & Environmental - CIP
<b>Project Category:</b>	Improved Facility	<b>Location:</b>	System Wide
<b>Current Project Stage:</b>	N/A	<b>Council District:</b>	Outside City of Seattle
<b>Start/End Date:</b>	N/A	<b>Neighborhood District:</b>	Outside City of Seattle
<b>Total Project Cost:</b>	N/A	<b>Urban Village:</b>	Outside City of Seattle

This ongoing project funds activities related to the South Fork Tolt License Mitigation and Settlement Agreement from 1988 to 2028. Activities include but are not limited to spawning surveys and placement of woody debris.

<b>Resources</b>	<b>LTD Actuals</b>	<b>2023 Revised</b>	<b>2024</b>	<b>2025</b>	<b>2026</b>	<b>2027</b>	<b>2028</b>	<b>2029</b>	<b>Total</b>
City Light Fund Revenues	127	285	145	146	147	149	149	151	1,297
<b>Total:</b>	<b>127</b>	<b>285</b>	<b>145</b>	<b>146</b>	<b>147</b>	<b>149</b>	<b>149</b>	<b>151</b>	<b>1,297</b>
<b>Fund Appropriations / Allocations *</b>	<b>LTD Actuals</b>	<b>2023 Revised</b>	<b>2024</b>	<b>2025</b>	<b>2026</b>	<b>2027</b>	<b>2028</b>	<b>2029</b>	<b>Total</b>
Light Fund	127	285	145	146	147	149	149	151	1,297
<b>Total:</b>	<b>127</b>	<b>285</b>	<b>145</b>	<b>146</b>	<b>147</b>	<b>149</b>	<b>149</b>	<b>151</b>	<b>1,297</b>

**O&M Impacts:**

\* Funds are appropriated through the Adopted Budget at the Budget Summary Level. All Amounts shown above are in thousands of dollars

**Georgetown Steamplant Access Road**

<b>Project No:</b>	MC-CL-XF9233	<b>BSL Code:</b>	BC-CL-X
<b>Project Type:</b>	Discrete	<b>BSL Name:</b>	Power Supply - CIP
<b>Project Category:</b>	Rehabilitation or Restoration	<b>Location:</b>	Off Wa 99 At King County Airport
<b>Current Project Stage:</b>	Stage 5 - Construction	<b>Council District:</b>	Council District 2
<b>Start/End Date:</b>	2015 - 2023	<b>Neighborhood District:</b>	Greater Duwamish
<b>Total Project Cost:</b>	\$3,135	<b>Urban Village:</b>	Greater Duwamish

This project will design and construct a road and associated infrastructure for public access to the Georgetown Steam Plant. This work will be partially funded by King County, who initiated street development in 2000 that cut off access to the steam plant.

<b>Resources</b>	<b>LTD Actuals</b>	<b>2023 Revised</b>	<b>2024</b>	<b>2025</b>	<b>2026</b>	<b>2027</b>	<b>2028</b>	<b>2029</b>	<b>Total</b>
City Light Fund Revenues	392	2,743	-	-	-	-	-	-	3,135
<b>Total:</b>	<b>392</b>	<b>2,743</b>	<b>-</b>	<b>-</b>	<b>-</b>	<b>-</b>	<b>-</b>	<b>-</b>	<b>3,135</b>
<b>Fund Appropriations / Allocations *</b>	<b>LTD Actuals</b>	<b>2023 Revised</b>	<b>2024</b>	<b>2025</b>	<b>2026</b>	<b>2027</b>	<b>2028</b>	<b>2029</b>	<b>Total</b>
Light Fund	392	2,743	-	-	-	-	-	-	3,135
<b>Total:</b>	<b>392</b>	<b>2,743</b>	<b>-</b>	<b>-</b>	<b>-</b>	<b>-</b>	<b>-</b>	<b>-</b>	<b>3,135</b>

O&M Impacts: NA

\* Funds are appropriated through the Adopted Budget at the Budget Summary Level. All Amounts shown above are in thousands of dollars

**Gorge Crane Rehabilitation**

<b>Project No:</b>	MC-CL-XS6639	<b>BSL Code:</b>	BC-CL-X
<b>Project Type:</b>	Discrete	<b>BSL Name:</b>	Power Supply - CIP
<b>Project Category:</b>	Rehabilitation or Restoration	<b>Location:</b>	Milepost 121 State Highway 20
<b>Current Project Stage:</b>	Stage 2 - Initiation, Project Definition, & Planning	<b>Council District:</b>	Outside City of Seattle
<b>Start/End Date:</b>	2021 - 2027	<b>Neighborhood District:</b>	Not in a Neighborhood District
<b>Total Project Cost:</b>	\$17,171	<b>Urban Village:</b>	Not in an Urban Village

This project refurbishes or replaces mechanical and electrical systems for the Gorge powerhouse cranes and will provide safety upgrades to comply with current code. The Gorge powerhouse crane has never undergone a major refurbishment. The three Gorge generating units are planned for overhauls within the next ten years, and will require a reliable crane. The crane control system is being modernized to allow for better control and accuracy.

<b>Resources</b>	<b>LTD Actuals</b>	<b>2023 Revised</b>	<b>2024</b>	<b>2025</b>	<b>2026</b>	<b>2027</b>	<b>2028</b>	<b>2029</b>	<b>Total</b>
City Light Fund Revenues	271	231	3,261	4,526	3,142	5,740	-	-	17,171
<b>Total:</b>	<b>271</b>	<b>231</b>	<b>3,261</b>	<b>4,526</b>	<b>3,142</b>	<b>5,740</b>	<b>-</b>	<b>-</b>	<b>17,171</b>
<b>Fund Appropriations / Allocations *</b>	<b>LTD Actuals</b>	<b>2023 Revised</b>	<b>2024</b>	<b>2025</b>	<b>2026</b>	<b>2027</b>	<b>2028</b>	<b>2029</b>	<b>Total</b>
Light Fund	271	231	3,261	4,526	3,142	5,740	-	-	17,171
<b>Total:</b>	<b>271</b>	<b>231</b>	<b>3,261</b>	<b>4,526</b>	<b>3,142</b>	<b>5,740</b>	<b>-</b>	<b>-</b>	<b>17,171</b>

O&M Impacts: NA

\* Funds are appropriated through the Adopted Budget at the Budget Summary Level. All Amounts shown above are in thousands of dollars



**Gorge U21-24 overhauls**

<b>Project No:</b>	MC-CL-XS6640	<b>BSL Code:</b>	BC-CL-X
<b>Project Type:</b>	Discrete	<b>BSL Name:</b>	Power Supply - CIP
<b>Project Category:</b>	Rehabilitation or Restoration	<b>Location:</b>	Milepost 121 State Highway 20
<b>Current Project Stage:</b>	Stage 1 - Pre-Project Development	<b>Council District:</b>	Outside City of Seattle
<b>Start/End Date:</b>	2023 - 2030	<b>Neighborhood District:</b>	Outside City of Seattle
<b>Total Project Cost:</b>	\$37,789	<b>Urban Village:</b>	Not in an Urban Village

This project overhauls Gorge units 21 - 24. The final scope of work will be determined during project chartering, but is expected to include replacing the stator winding, stator core, and excitation system. Refurbishment is expected for rotor components and other mechanical components. Planning is currently forecast to start in 2022 which would mean construction on the first unit would likely begin in 2025.

<b>Resources</b>	<b>LTD Actuals</b>	<b>2023 Revised</b>	<b>2024</b>	<b>2025</b>	<b>2026</b>	<b>2027</b>	<b>2028</b>	<b>2029</b>	<b>Total</b>
City Light Fund Revenues	-	48	-	116	493	958	8,016	28,159	37,789
<b>Total:</b>	-	<b>48</b>	-	<b>116</b>	<b>493</b>	<b>958</b>	<b>8,016</b>	<b>28,159</b>	<b>37,789</b>
<b>Fund Appropriations / Allocations *</b>	<b>LTD Actuals</b>	<b>2023 Revised</b>	<b>2024</b>	<b>2025</b>	<b>2026</b>	<b>2027</b>	<b>2028</b>	<b>2029</b>	<b>Total</b>
Light Fund	-	48	-	116	493	958	8,016	28,159	37,789
<b>Total:</b>	-	<b>48</b>	-	<b>116</b>	<b>493</b>	<b>958</b>	<b>8,016</b>	<b>28,159</b>	<b>37,789</b>

O&M Impacts: NA

\* Funds are appropriated through the Adopted Budget at the Budget Summary Level. All Amounts shown above are in thousands of dollars

**Grid Modernization**

<b>Project No:</b>	MC-CL-YD9510	<b>BSL Code:</b>	BC-CL-Y
<b>Project Type:</b>	Ongoing	<b>BSL Name:</b>	Transmission and Distribution - CIP
<b>Project Category:</b>	Improved Facility	<b>Location:</b>	System Wide
<b>Current Project Stage:</b>	N/A	<b>Council District:</b>	Multiple
<b>Start/End Date:</b>	N/A	<b>Neighborhood District:</b>	Multiple
<b>Total Project Cost:</b>	N/A	<b>Urban Village:</b>	Multiple

This project funds installation of technology and equipment to modernize the distribution grid, including distribution system sensors, automated and remote switches, and demand response systems. This project implements the Grid Modernization Plan and Roadmap, which describes the work needed to build a next-generation electric grid that can flexibly and cost-effectively absorb demand growth from electrification of buildings and transportation.

<b>Resources</b>	<b>LTD Actuals</b>	<b>2023 Revised</b>	<b>2024</b>	<b>2025</b>	<b>2026</b>	<b>2027</b>	<b>2028</b>	<b>2029</b>	<b>Total</b>
City Light Fund Revenues	191	4,279	3,284	3,387	3,485	3,592	3,661	3,774	25,654
<b>Total:</b>	<b>191</b>	<b>4,279</b>	<b>3,284</b>	<b>3,387</b>	<b>3,485</b>	<b>3,592</b>	<b>3,661</b>	<b>3,774</b>	<b>25,654</b>
<b>Fund Appropriations / Allocations *</b>	<b>LTD Actuals</b>	<b>2023 Revised</b>	<b>2024</b>	<b>2025</b>	<b>2026</b>	<b>2027</b>	<b>2028</b>	<b>2029</b>	<b>Total</b>
Light Fund	191	4,279	3,284	3,387	3,485	3,592	3,661	3,774	25,654
<b>Total:</b>	<b>191</b>	<b>4,279</b>	<b>3,284</b>	<b>3,387</b>	<b>3,485</b>	<b>3,592</b>	<b>3,661</b>	<b>3,774</b>	<b>25,654</b>

O&M Impacts:

\* Funds are appropriated through the Adopted Budget at the Budget Summary Level. All Amounts shown above are in thousands of dollars

### Hydro Project Spill Containment

<b>Project No:</b>	MC-CL-XP6530	<b>BSL Code:</b>	BC-CL-X
<b>Project Type:</b>	Ongoing	<b>BSL Name:</b>	Power Supply - CIP
<b>Project Category:</b>	Rehabilitation or Restoration	<b>Location:</b>	Outside City of Seattle
<b>Current Project Stage:</b>	N/A	<b>Council District:</b>	Outside City of Seattle
<b>Start/End Date:</b>	N/A	<b>Neighborhood District:</b>	Outside City of Seattle
<b>Total Project Cost:</b>	N/A	<b>Urban Village:</b>	Outside City of Seattle

This ongoing project funds upgrades to generating plants that will either prevent oil spills through process improvements and equipment replacement, or provide additional containment capacity for accidental spills. These upgrades will include replacing oil filled transformers with dry-type transformers, building larger containment basins around oil filled equipment, reconfiguring powerhouse sumps, installing oil/water separators, and replacing greased valve bushings with greaseless bushings.

<b>Resources</b>	<b>LTD Actuals</b>	<b>2023 Revised</b>	<b>2024</b>	<b>2025</b>	<b>2026</b>	<b>2027</b>	<b>2028</b>	<b>2029</b>	<b>Total</b>
City Light Fund Revenues	2,711	192	148	150	150	-	-	-	3,352
<b>Total:</b>	<b>2,711</b>	<b>192</b>	<b>148</b>	<b>150</b>	<b>150</b>	<b>-</b>	<b>-</b>	<b>-</b>	<b>3,352</b>
<b>Fund Appropriations / Allocations *</b>	<b>LTD Actuals</b>	<b>2023 Revised</b>	<b>2024</b>	<b>2025</b>	<b>2026</b>	<b>2027</b>	<b>2028</b>	<b>2029</b>	<b>Total</b>
Light Fund	2,711	192	148	150	150	-	-	-	3,352
<b>Total:</b>	<b>2,711</b>	<b>192</b>	<b>148</b>	<b>150</b>	<b>150</b>	<b>-</b>	<b>-</b>	<b>-</b>	<b>3,352</b>

O&M Impacts: NA

\* Funds are appropriated through the Adopted Budget at the Budget Summary Level. All Amounts shown above are in thousands of dollars

### Interbay Substation - Development

<b>Project No:</b>	MC-CL-YS7756	<b>BSL Code:</b>	BC-CL-Y
<b>Project Type:</b>	Discrete	<b>BSL Name:</b>	Transmission and Distribution - CIP
<b>Project Category:</b>	New Facility	<b>Location:</b>	17th Ave West
<b>Current Project Stage:</b>	Stage 1 - Pre-Project Development	<b>Council District:</b>	Council District 7
<b>Start/End Date:</b>	2022 - 2028	<b>Neighborhood District:</b>	Magnolia/Queen Anne
<b>Total Project Cost:</b>	\$589	<b>Urban Village:</b>	Ballard-Interbay Northend

This project plans, designs, and constructs a 26 kV substation in the Interbay area. This project installs 2-100 MVA transformers into a facility large enough to accommodate a third transformer at the site if required in the future. The project adds to the distribution network and provides a new path for power to the area. It provides assurance to the developers who are interested in projects in the South Lake Union district that City Light will be able to serve their needs reliably.

Resources	LTD Actuals	2023 Revised	2024	2025	2026	2027	2028	2029	Total
City Light Fund Revenues	-	86	86	87	110	112	108	-	589
<b>Total:</b>	<b>-</b>	<b>86</b>	<b>86</b>	<b>87</b>	<b>110</b>	<b>112</b>	<b>108</b>	<b>-</b>	<b>589</b>
Fund Appropriations / Allocations *	LTD Actuals	2023 Revised	2024	2025	2026	2027	2028	2029	Total
Light Fund	-	86	86	87	110	112	108	-	589
<b>Total:</b>	<b>-</b>	<b>86</b>	<b>86</b>	<b>87</b>	<b>110</b>	<b>112</b>	<b>108</b>	<b>-</b>	<b>589</b>

O&M Impacts: NA

\* Funds are appropriated through the Adopted Budget at the Budget Summary Level. All Amounts shown above are in thousands of dollars

**IT Infrastructure**

<b>Project No:</b>	MC-CL-ZF9915	<b>BSL Code:</b>	BC-CL-Z
<b>Project Type:</b>	Ongoing	<b>BSL Name:</b>	Customer Focused - CIP
<b>Project Category:</b>	Rehabilitation or Restoration	<b>Location:</b>	System Wide
<b>Current Project Stage:</b>	N/A	<b>Council District:</b>	Citywide
<b>Start/End Date:</b>	N/A	<b>Neighborhood District:</b>	Not in a Neighborhood District
<b>Total Project Cost:</b>	N/A	<b>Urban Village:</b>	Not in an Urban Village

This ongoing project funds replacement and improvement of the Utility's information technology infrastructure. This infrastructure provides applications, data storage, and print services to the utility, and supports activities and applications including Microsoft Outlook, remote connectivity, electronic communications and recording of power marketing transactions (E-tagging), the City InWeb and network, common and City Light applications, UNIX services, and infrastructure change management. Components purchased by this project include servers, network and communications equipment, disk storage, and application and operating system software. Infrastructure is upgraded or replaced based upon a combination of factors, such as maintenance schedules, equipment warranties, availability of vendor support, Gartner recommendations, application growth, and security demands.

<b>Resources</b>	<b>LTD Actuals</b>	<b>2023 Revised</b>	<b>2024</b>	<b>2025</b>	<b>2026</b>	<b>2027</b>	<b>2028</b>	<b>2029</b>	<b>Total</b>
City Light Fund Revenues	9	98	97	97	97	97	97	97	689
<b>Total:</b>	<b>9</b>	<b>98</b>	<b>97</b>	<b>97</b>	<b>97</b>	<b>97</b>	<b>97</b>	<b>97</b>	<b>689</b>
<b>Fund Appropriations / Allocations *</b>	<b>LTD Actuals</b>	<b>2023 Revised</b>	<b>2024</b>	<b>2025</b>	<b>2026</b>	<b>2027</b>	<b>2028</b>	<b>2029</b>	<b>Total</b>
Light Fund	9	98	97	97	97	97	97	97	689
<b>Total:</b>	<b>9</b>	<b>98</b>	<b>97</b>	<b>97</b>	<b>97</b>	<b>97</b>	<b>97</b>	<b>97</b>	<b>689</b>

**O&M Impacts:** NA

\* Funds are appropriated through the Adopted Budget at the Budget Summary Level. All Amounts shown above are in thousands of dollars

### IT Security Upgrades

<b>Project No:</b>	MC-CL-ZF9960	<b>BSL Code:</b>	BC-CL-Z
<b>Project Type:</b>	Ongoing	<b>BSL Name:</b>	Customer Focused - CIP
<b>Project Category:</b>	Rehabilitation or Restoration	<b>Location:</b>	System Wide
<b>Current Project Stage:</b>	N/A	<b>Council District:</b>	Citywide
<b>Start/End Date:</b>	N/A	<b>Neighborhood District:</b>	Not in a Neighborhood District
<b>Total Project Cost:</b>	N/A	<b>Urban Village:</b>	Not in an Urban Village

The ongoing project updates or replaces information security systems that are at high risk of failure. The project enhances vulnerability and intrusion detection as well as response capabilities and procedures. The project provides (by way of illustration but not limitation) for implementation of systems to replace or upgrade firewalls, routers, switches, operating systems, intrusion detection capabilities, security information and event management, Linux patching procedures, Dynamic Host Configuration Protocol server, Domain Name System server, internal vulnerability scanning, and physical security cameras and networks for City Light locations.

Resources	LTD Actuals	2023 Revised	2024	2025	2026	2027	2028	2029	Total
City Light Fund Revenues	811	1,356	803	608	792	594	643	709	6,317
<b>Total:</b>	<b>811</b>	<b>1,356</b>	<b>803</b>	<b>608</b>	<b>792</b>	<b>594</b>	<b>643</b>	<b>709</b>	<b>6,317</b>
Fund Appropriations / Allocations *	LTD Actuals	2023 Revised	2024	2025	2026	2027	2028	2029	Total
Light Fund	811	1,356	803	608	792	594	643	709	6,317
<b>Total:</b>	<b>811</b>	<b>1,356</b>	<b>803</b>	<b>608</b>	<b>792</b>	<b>594</b>	<b>643</b>	<b>709</b>	<b>6,317</b>

O&M Impacts: NA

\* Funds are appropriated through the Adopted Budget at the Budget Summary Level. All Amounts shown above are in thousands of dollars

**Landis and Gyr RTU Modernization Boundary, Cedar Falls and Skagit**

<b>Project No:</b>	MC-CL-XB6565	<b>BSL Code:</b>	BC-CL-X
<b>Project Type:</b>	Ongoing	<b>BSL Name:</b>	Power Supply - CIP
<b>Project Category:</b>	Rehabilitation or Restoration	<b>Location:</b>	Boundary, Skagit and Cedar Falls power facilities
<b>Current Project Stage:</b>	N/A	<b>Council District:</b>	Outside City of Seattle
<b>Start/End Date:</b>	N/A	<b>Neighborhood District:</b>	Outside City of Seattle
<b>Total Project Cost:</b>	N/A	<b>Urban Village:</b>	Not in an Urban Village

This project provides the installation of new remote temperature monitoring equipment at the Boundary, Skagit, and Cedar Falls power facilities.

<b>Resources</b>	<b>LTD Actuals</b>	<b>2023 Revised</b>	<b>2024</b>	<b>2025</b>	<b>2026</b>	<b>2027</b>	<b>2028</b>	<b>2029</b>	<b>Total</b>
City Light Fund Revenues	959	1,175	631	561	342	-	-	-	3,667
<b>Total:</b>	<b>959</b>	<b>1,175</b>	<b>631</b>	<b>561</b>	<b>342</b>	<b>-</b>	<b>-</b>	<b>-</b>	<b>3,667</b>
<b>Fund Appropriations / Allocations *</b>	<b>LTD Actuals</b>	<b>2023 Revised</b>	<b>2024</b>	<b>2025</b>	<b>2026</b>	<b>2027</b>	<b>2028</b>	<b>2029</b>	<b>Total</b>
Light Fund	959	1,175	631	561	342	-	-	-	3,667
<b>Total:</b>	<b>959</b>	<b>1,175</b>	<b>631</b>	<b>561</b>	<b>342</b>	<b>-</b>	<b>-</b>	<b>-</b>	<b>3,667</b>

**O&M Impacts:** NA

\* Funds are appropriated through the Adopted Budget at the Budget Summary Level. All Amounts shown above are in thousands of dollars

**Large Overhead and Underground Services**

<b>Project No:</b>	MC-CL-ZS8365	<b>BSL Code:</b>	BC-CL-Z
<b>Project Type:</b>	Ongoing	<b>BSL Name:</b>	Customer Focused - CIP
<b>Project Category:</b>	New Facility	<b>Location:</b>	System wide
<b>Current Project Stage:</b>	N/A	<b>Council District:</b>	Citywide
<b>Start/End Date:</b>	N/A	<b>Neighborhood District:</b>	Not in a Neighborhood District
<b>Total Project Cost:</b>	N/A	<b>Urban Village:</b>	Not in an Urban Village

This ongoing project provides large size electric power service connections from City Light's distribution system to the customer's meter for power requirements of greater than 3 MVA and 26 kV radial services. The project allows City Light to provide service to new customers in a safe, reliable, timely and cost effective manner as a means to fulfill its commitment to be a customer and community-focused organization. The cost of some of this work is generally reimbursed by the requesting customer.

<b>Resources</b>	<b>LTD Actuals</b>	<b>2023 Revised</b>	<b>2024</b>	<b>2025</b>	<b>2026</b>	<b>2027</b>	<b>2028</b>	<b>2029</b>	<b>Total</b>
City Light Fund Revenues	40,186	4,023	5,335	5,179	5,272	5,370	5,474	6,000	76,839
<b>Total:</b>	<b>40,186</b>	<b>4,023</b>	<b>5,335</b>	<b>5,179</b>	<b>5,272</b>	<b>5,370</b>	<b>5,474</b>	<b>6,000</b>	<b>76,839</b>
<b>Fund Appropriations / Allocations *</b>	<b>LTD Actuals</b>	<b>2023 Revised</b>	<b>2024</b>	<b>2025</b>	<b>2026</b>	<b>2027</b>	<b>2028</b>	<b>2029</b>	<b>Total</b>
Light Fund	40,186	4,023	5,335	5,179	5,272	5,370	5,474	6,000	76,839
<b>Total:</b>	<b>40,186</b>	<b>4,023</b>	<b>5,335</b>	<b>5,179</b>	<b>5,272</b>	<b>5,370</b>	<b>5,474</b>	<b>6,000</b>	<b>76,839</b>

O&M Impacts: NA

\* Funds are appropriated through the Adopted Budget at the Budget Summary Level. All Amounts shown above are in thousands of dollars



### LRDS Editor Upgrade

<b>Project No:</b>	MC-CL-YD9977	<b>BSL Code:</b>	BC-CL-Y
<b>Project Type:</b>	Discrete	<b>BSL Name:</b>	Transmission and Distribution - CIP
<b>Project Category:</b>	Rehabilitation or Restoration	<b>Location:</b>	Citywide
<b>Current Project Stage:</b>	Stage 5 - Execution (IT Only)	<b>Council District:</b>	Multiple
<b>Start/End Date:</b>	2018 - 2023	<b>Neighborhood District:</b>	Not in a Neighborhood District
<b>Total Project Cost:</b>	\$5,069	<b>Urban Village:</b>	Not in an Urban Village

This project funds the LRDS (Looped Radial Distribution System) ArcFM Editor Upgrade which will replace a Seattle City Light production software system that is at end of life.

Resources	LTD Actuals	2023 Revised	2024	2025	2026	2027	2028	2029	Total
City Light Fund Revenues	3,269	1,800	-	-	-	-	-	-	5,069
<b>Total:</b>	<b>3,269</b>	<b>1,800</b>	-	-	-	-	-	-	<b>5,069</b>
Fund Appropriations / Allocations *	LTD Actuals	2023 Revised	2024	2025	2026	2027	2028	2029	Total
Light Fund	3,269	1,800	-	-	-	-	-	-	5,069
<b>Total:</b>	<b>3,269</b>	<b>1,800</b>	-	-	-	-	-	-	<b>5,069</b>

O&M Impacts: NA

\* Funds are appropriated through the Adopted Budget at the Budget Summary Level. All Amounts shown above are in thousands of dollars

**Major Emergency**

<b>Project No:</b>	MC-CL-ZS8380	<b>BSL Code:</b>	BC-CL-Z
<b>Project Type:</b>	Ongoing	<b>BSL Name:</b>	Customer Focused - CIP
<b>Project Category:</b>	Rehabilitation or Restoration	<b>Location:</b>	System wide
<b>Current Project Stage:</b>	N/A	<b>Council District:</b>	Citywide
<b>Start/End Date:</b>	N/A	<b>Neighborhood District:</b>	Not in a Neighborhood District
<b>Total Project Cost:</b>	N/A	<b>Urban Village:</b>	Not in an Urban Village

This ongoing project covers unexpected problems that occur with the electrical system and result in repairs of over \$100,000 for any one event and for capital costs that are incurred during any single emergency situation lasting over 48 hours.

<b>Resources</b>	<b>LTD Actuals</b>	<b>2023 Revised</b>	<b>2024</b>	<b>2025</b>	<b>2026</b>	<b>2027</b>	<b>2028</b>	<b>2029</b>	<b>Total</b>
City Light Fund Revenues	34,400	6,118	3,000	3,000	3,000	3,000	3,000	5,800	61,318
<b>Total:</b>	<b>34,400</b>	<b>6,118</b>	<b>3,000</b>	<b>3,000</b>	<b>3,000</b>	<b>3,000</b>	<b>3,000</b>	<b>5,800</b>	<b>61,318</b>
<b>Fund Appropriations / Allocations *</b>	<b>LTD Actuals</b>	<b>2023 Revised</b>	<b>2024</b>	<b>2025</b>	<b>2026</b>	<b>2027</b>	<b>2028</b>	<b>2029</b>	<b>Total</b>
Light Fund	34,400	6,118	3,000	3,000	3,000	3,000	3,000	5,800	61,318
<b>Total:</b>	<b>34,400</b>	<b>6,118</b>	<b>3,000</b>	<b>3,000</b>	<b>3,000</b>	<b>3,000</b>	<b>3,000</b>	<b>5,800</b>	<b>61,318</b>

O&M Impacts: NA

\* Funds are appropriated through the Adopted Budget at the Budget Summary Level. All Amounts shown above are in thousands of dollars

**Maritime Transportation Electrification**

<b>Project No:</b>	MC-CL-ZS8520	<b>BSL Code:</b>	BC-CL-Z
<b>Project Type:</b>	Ongoing	<b>BSL Name:</b>	Customer Focused - CIP
<b>Project Category:</b>	New Investment	<b>Location:</b>	System Wide
<b>Current Project Stage:</b>	N/A	<b>Council District:</b>	Council District 7, Council District 1
<b>Start/End Date:</b>	N/A	<b>Neighborhood District:</b>	Multiple
<b>Total Project Cost:</b>	N/A	<b>Urban Village:</b>	Multiple

The ongoing program will plan, design, procure, construct, and commission large City Light capital investment projects to deliver infrastructure required to meet electrification, environmental justice, and/or sustainability goals and mandates and customer demand associated with Maritime Transportation (MARTEP). MARTEP Projects stem from public and private maritime transportation efforts to transition from emission-based energy sources to City Light electrical service and that requires City Light to design and construct new infrastructure.

<b>Resources</b>	<b>LTD Actuals</b>	<b>2023 Revised</b>	<b>2024</b>	<b>2025</b>	<b>2026</b>	<b>2027</b>	<b>2028</b>	<b>2029</b>	<b>Total</b>
City Light Fund Revenues	131	2,000	2,000	1,883	6,536	3,735	3,735	3,897	23,916
<b>Total:</b>	<b>131</b>	<b>2,000</b>	<b>2,000</b>	<b>1,883</b>	<b>6,536</b>	<b>3,735</b>	<b>3,735</b>	<b>3,897</b>	<b>23,916</b>
<b>Fund Appropriations / Allocations *</b>	<b>LTD Actuals</b>	<b>2023 Revised</b>	<b>2024</b>	<b>2025</b>	<b>2026</b>	<b>2027</b>	<b>2028</b>	<b>2029</b>	<b>Total</b>
Light Fund	131	2,000	2,000	1,883	6,536	3,735	3,735	3,897	23,916
<b>Total:</b>	<b>131</b>	<b>2,000</b>	<b>2,000</b>	<b>1,883</b>	<b>6,536</b>	<b>3,735</b>	<b>3,735</b>	<b>3,897</b>	<b>23,916</b>

**O&M Impacts:**

\* Funds are appropriated through the Adopted Budget at the Budget Summary Level. All Amounts shown above are in thousands of dollars

**Massachusetts Street Substation - Networks**

<b>Project No:</b>	MC-CL-YN8202	<b>BSL Code:</b>	BC-CL-Y
<b>Project Type:</b>	Ongoing	<b>BSL Name:</b>	Transmission and Distribution - CIP
<b>Project Category:</b>	New Facility	<b>Location:</b>	1555 Utah Ave S
<b>Current Project Stage:</b>	N/A	<b>Council District:</b>	Council District 2
<b>Start/End Date:</b>	N/A	<b>Neighborhood District:</b>	Greater Duwamish
<b>Total Project Cost:</b>	N/A	<b>Urban Village:</b>	Greater Duwamish

The ongoing project increases Massachusetts Street Substation network capacity. It funds a programmatic approach for comprehensive management of underground network assets serving customers in Pioneer Square and the area bounded by University Street, Third Avenue, Terrace Street, and the Freeway. The project funds completion of engineering design and analysis and construction work required to improve and enhance the network system supporting existing and neat future network customers in the areas. This project defers the need date for a new network substation until no further capacity is available from Union Street and the other network substations. It provides sufficient and reliable electrical capacity for the growing power needs of City Light customers.

<b>Resources</b>	<b>LTD Actuals</b>	<b>2023 Revised</b>	<b>2024</b>	<b>2025</b>	<b>2026</b>	<b>2027</b>	<b>2028</b>	<b>2029</b>	<b>Total</b>
City Light Fund Revenues	46,854	3,198	3,643	-	-	-	-	-	53,695
<b>Total:</b>	<b>46,854</b>	<b>3,198</b>	<b>3,643</b>	<b>-</b>	<b>-</b>	<b>-</b>	<b>-</b>	<b>-</b>	<b>53,695</b>
<b>Fund Appropriations / Allocations *</b>	<b>LTD Actuals</b>	<b>2023 Revised</b>	<b>2024</b>	<b>2025</b>	<b>2026</b>	<b>2027</b>	<b>2028</b>	<b>2029</b>	<b>Total</b>
Light Fund	46,854	3,198	3,643	-	-	-	-	-	53,695
<b>Total:</b>	<b>46,854</b>	<b>3,198</b>	<b>3,643</b>	<b>-</b>	<b>-</b>	<b>-</b>	<b>-</b>	<b>-</b>	<b>53,695</b>

O&M Impacts: NA

\* Funds are appropriated through the Adopted Budget at the Budget Summary Level. All Amounts shown above are in thousands of dollars

**Medium Overhead and Underground Services**

<b>Project No:</b>	MC-CL-ZS8366	<b>BSL Code:</b>	BC-CL-Z
<b>Project Type:</b>	Ongoing	<b>BSL Name:</b>	Customer Focused - CIP
<b>Project Category:</b>	New Facility	<b>Location:</b>	System wide
<b>Current Project Stage:</b>	N/A	<b>Council District:</b>	Citywide
<b>Start/End Date:</b>	N/A	<b>Neighborhood District:</b>	Not in a Neighborhood District
<b>Total Project Cost:</b>	N/A	<b>Urban Village:</b>	Not in an Urban Village

This ongoing project provides engineering and installation of radial electric power service connections with medium-sized power requirements of 50 KVA to 2.5 MVA and 26 kV. The cost of some of this work is generally reimbursed by the requesting customer.

<b>Resources</b>	<b>LTD Actuals</b>	<b>2023 Revised</b>	<b>2024</b>	<b>2025</b>	<b>2026</b>	<b>2027</b>	<b>2028</b>	<b>2029</b>	<b>Total</b>
City Light Fund Revenues	232,915	28,438	22,701	23,202	20,851	21,228	26,635	30,217	406,186
<b>Total:</b>	<b>232,915</b>	<b>28,438</b>	<b>22,701</b>	<b>23,202</b>	<b>20,851</b>	<b>21,228</b>	<b>26,635</b>	<b>30,217</b>	<b>406,186</b>
<b>Fund Appropriations / Allocations *</b>	<b>LTD Actuals</b>	<b>2023 Revised</b>	<b>2024</b>	<b>2025</b>	<b>2026</b>	<b>2027</b>	<b>2028</b>	<b>2029</b>	<b>Total</b>
Light Fund	232,915	28,438	22,701	23,202	20,851	21,228	26,635	30,217	406,186
<b>Total:</b>	<b>232,915</b>	<b>28,438</b>	<b>22,701</b>	<b>23,202</b>	<b>20,851</b>	<b>21,228</b>	<b>26,635</b>	<b>30,217</b>	<b>406,186</b>

O&M Impacts: NA

\* Funds are appropriated through the Adopted Budget at the Budget Summary Level. All Amounts shown above are in thousands of dollars

**Meter Additions**

<b>Project No:</b>	MC-CL-ZS8054	<b>BSL Code:</b>	BC-CL-Z
<b>Project Type:</b>	Ongoing	<b>BSL Name:</b>	Customer Focused - CIP
<b>Project Category:</b>	New Facility	<b>Location:</b>	System wide
<b>Current Project Stage:</b>	N/A	<b>Council District:</b>	Citywide
<b>Start/End Date:</b>	N/A	<b>Neighborhood District:</b>	Not in a Neighborhood District
<b>Total Project Cost:</b>	N/A	<b>Urban Village:</b>	Not in an Urban Village

This ongoing project provides new or replacement meters for both residential and commercial services. Work included in this project includes installations of new and/or upgraded meter services; obsolete meter exchanges; audits of new meter services, solar metering, and technology impacting the distribution system; testing, calibration, meter inventory management, and verifying electrical measurement standards. This project ensures accurate customer billing.

<b>Resources</b>	<b>LTD Actuals</b>	<b>2023 Revised</b>	<b>2024</b>	<b>2025</b>	<b>2026</b>	<b>2027</b>	<b>2028</b>	<b>2029</b>	<b>Total</b>
City Light Fund Revenues	54,214	7,674	4,151	4,225	4,303	4,687	4,744	4,828	88,826
<b>Total:</b>	<b>54,214</b>	<b>7,674</b>	<b>4,151</b>	<b>4,225</b>	<b>4,303</b>	<b>4,687</b>	<b>4,744</b>	<b>4,828</b>	<b>88,826</b>
<b>Fund Appropriations / Allocations *</b>	<b>LTD Actuals</b>	<b>2023 Revised</b>	<b>2024</b>	<b>2025</b>	<b>2026</b>	<b>2027</b>	<b>2028</b>	<b>2029</b>	<b>Total</b>
Light Fund	54,214	7,674	4,151	4,225	4,303	4,687	4,744	4,828	88,826
<b>Total:</b>	<b>54,214</b>	<b>7,674</b>	<b>4,151</b>	<b>4,225</b>	<b>4,303</b>	<b>4,687</b>	<b>4,744</b>	<b>4,828</b>	<b>88,826</b>

O&M Impacts: NA

\* Funds are appropriated through the Adopted Budget at the Budget Summary Level. All Amounts shown above are in thousands of dollars

### Miscellaneous Building Improvements

<b>Project No:</b>	MC-CL-XF9007	<b>BSL Code:</b>	BC-CL-X
<b>Project Type:</b>	Ongoing	<b>BSL Name:</b>	Power Supply - CIP
<b>Project Category:</b>	Rehabilitation or Restoration	<b>Location:</b>	Citywide
<b>Current Project Stage:</b>	N/A	<b>Council District:</b>	Citywide
<b>Start/End Date:</b>	N/A	<b>Neighborhood District:</b>	Not in a Neighborhood District
<b>Total Project Cost:</b>	N/A	<b>Urban Village:</b>	Not in an Urban Village

This ongoing project funds improvements to City Light's buildings and facilities. The project provides cost effective asset preservation measures, and funds projects that allow City Light to meet safety and health code requirements.

<b>Resources</b>	<b>LTD Actuals</b>	<b>2023 Revised</b>	<b>2024</b>	<b>2025</b>	<b>2026</b>	<b>2027</b>	<b>2028</b>	<b>2029</b>	<b>Total</b>
City Light Fund Revenues	13,665	202	-	-	-	-	-	-	13,867
<b>Total:</b>	<b>13,665</b>	<b>202</b>	<b>-</b>	<b>-</b>	<b>-</b>	<b>-</b>	<b>-</b>	<b>-</b>	<b>13,867</b>
<b>Fund Appropriations / Allocations *</b>	<b>LTD Actuals</b>	<b>2023 Revised</b>	<b>2024</b>	<b>2025</b>	<b>2026</b>	<b>2027</b>	<b>2028</b>	<b>2029</b>	<b>Total</b>
Light Fund	13,665	202	-	-	-	-	-	-	13,867
<b>Total:</b>	<b>13,665</b>	<b>202</b>	<b>-</b>	<b>-</b>	<b>-</b>	<b>-</b>	<b>-</b>	<b>-</b>	<b>13,867</b>

O&M Impacts: NA

\* Funds are appropriated through the Adopted Budget at the Budget Summary Level. All Amounts shown above are in thousands of dollars

**Network Additions and Services - Denny**

<b>Project No:</b>	MC-CL-ZS8405	<b>BSL Code:</b>	BC-CL-Z
<b>Project Type:</b>	Ongoing	<b>BSL Name:</b>	Customer Focused - CIP
<b>Project Category:</b>	New Facility	<b>Location:</b>	Valley Street
<b>Current Project Stage:</b>	N/A	<b>Council District:</b>	TBD
<b>Start/End Date:</b>	N/A	<b>Neighborhood District:</b>	Lake Union
<b>Total Project Cost:</b>	N/A	<b>Urban Village:</b>	South Lake Union

This ongoing project provides electrical service connections and related improvements in response to customer service needs within the North Downtown network area. The project provides civil and electrical design assistance to customers to connect existing and proposed buildings to the North Downtown network system. This project also performs capacity addition work associated with service connections, and replaces or installs network transformers, network protectors, and bus tie- switches.

<b>Resources</b>	<b>LTD Actuals</b>	<b>2023 Revised</b>	<b>2024</b>	<b>2025</b>	<b>2026</b>	<b>2027</b>	<b>2028</b>	<b>2029</b>	<b>Total</b>
City Light Fund Revenues	25,589	3,745	4,307	-	-	-	-	-	33,641
<b>Total:</b>	<b>25,589</b>	<b>3,745</b>	<b>4,307</b>	<b>-</b>	<b>-</b>	<b>-</b>	<b>-</b>	<b>-</b>	<b>33,641</b>
<b>Fund Appropriations / Allocations *</b>	<b>LTD Actuals</b>	<b>2023 Revised</b>	<b>2024</b>	<b>2025</b>	<b>2026</b>	<b>2027</b>	<b>2028</b>	<b>2029</b>	<b>Total</b>
Light Fund	25,589	3,745	4,307	-	-	-	-	-	33,641
<b>Total:</b>	<b>25,589</b>	<b>3,745</b>	<b>4,307</b>	<b>-</b>	<b>-</b>	<b>-</b>	<b>-</b>	<b>-</b>	<b>33,641</b>

O&M Impacts: NA

\* Funds are appropriated through the Adopted Budget at the Budget Summary Level. All Amounts shown above are in thousands of dollars



**Network Additions and Services: Broad Street Substation**

<b>Project No:</b>	MC-CL-ZS8363	<b>BSL Code:</b>	BC-CL-Z
<b>Project Type:</b>	Ongoing	<b>BSL Name:</b>	Customer Focused - CIP
<b>Project Category:</b>	New Facility	<b>Location:</b>	319 6th AV N
<b>Current Project Stage:</b>	N/A	<b>Council District:</b>	Council District 7
<b>Start/End Date:</b>	N/A	<b>Neighborhood District:</b>	Multiple
<b>Total Project Cost:</b>	N/A	<b>Urban Village:</b>	Multiple

This ongoing project provides electrical service connections, capacity additions, and related improvements in response to customer service requests within the Broad Street network area. The project also funds replacement or installation of network transformers, network protectors and specialty transformers, or in-building vault retrofits or other short duration system improvement needs that may be identified during construction.

<b>Resources</b>	<b>LTD Actuals</b>	<b>2023 Revised</b>	<b>2024</b>	<b>2025</b>	<b>2026</b>	<b>2027</b>	<b>2028</b>	<b>2029</b>	<b>Total</b>
City Light Fund Revenues	120,256	7,377	9,637	-	-	-	-	-	137,271
<b>Total:</b>	<b>120,256</b>	<b>7,377</b>	<b>9,637</b>	<b>-</b>	<b>-</b>	<b>-</b>	<b>-</b>	<b>-</b>	<b>137,271</b>
<b>Fund Appropriations / Allocations *</b>	<b>LTD Actuals</b>	<b>2023 Revised</b>	<b>2024</b>	<b>2025</b>	<b>2026</b>	<b>2027</b>	<b>2028</b>	<b>2029</b>	<b>Total</b>
Light Fund	120,256	7,377	9,637	-	-	-	-	-	137,271
<b>Total:</b>	<b>120,256</b>	<b>7,377</b>	<b>9,637</b>	<b>-</b>	<b>-</b>	<b>-</b>	<b>-</b>	<b>-</b>	<b>137,271</b>

O&M Impacts: NA

\* Funds are appropriated through the Adopted Budget at the Budget Summary Level. All Amounts shown above are in thousands of dollars

**Network Additions and Services: First Hill, Massachusetts, Union & University**

<b>Project No:</b>	MC-CL-ZS8364	<b>BSL Code:</b>	BC-CL-Z
<b>Project Type:</b>	Ongoing	<b>BSL Name:</b>	Customer Focused - CIP
<b>Project Category:</b>	New Facility	<b>Location:</b>	1555 Utah AV S
<b>Current Project Stage:</b>	N/A	<b>Council District:</b>	Council District 2
<b>Start/End Date:</b>	N/A	<b>Neighborhood District:</b>	Multiple
<b>Total Project Cost:</b>	N/A	<b>Urban Village:</b>	Multiple

This ongoing project provides electrical service connections and related improvements in response to customer service requests within the First Hill, Massachusetts, Union, and University District network areas. The project performs capacity additions work associated with service connections to customers, including condominiums, office buildings, medical facilities, hotels, and commercial and apartment buildings. The project also replaces or installs network transformers, network protectors and specialty transformers, and performs short-duration system improvement work identified during operations, including retrofitting in-building vaults.

<b>Resources</b>	<b>LTD Actuals</b>	<b>2023 Revised</b>	<b>2024</b>	<b>2025</b>	<b>2026</b>	<b>2027</b>	<b>2028</b>	<b>2029</b>	<b>Total</b>
City Light Fund Revenues	78,707	7,975	8,204	-	-	-	-	-	94,885
<b>Total:</b>	<b>78,707</b>	<b>7,975</b>	<b>8,204</b>	<b>-</b>	<b>-</b>	<b>-</b>	<b>-</b>	<b>-</b>	<b>94,885</b>
<b>Fund Appropriations / Allocations *</b>	<b>LTD Actuals</b>	<b>2023 Revised</b>	<b>2024</b>	<b>2025</b>	<b>2026</b>	<b>2027</b>	<b>2028</b>	<b>2029</b>	<b>Total</b>
Light Fund	78,707	7,975	8,204	-	-	-	-	-	94,885
<b>Total:</b>	<b>78,707</b>	<b>7,975</b>	<b>8,204</b>	<b>-</b>	<b>-</b>	<b>-</b>	<b>-</b>	<b>-</b>	<b>94,885</b>

O&M Impacts: NA

\* Funds are appropriated through the Adopted Budget at the Budget Summary Level. All Amounts shown above are in thousands of dollars

### Network Hazeltine Upgrade

<b>Project No:</b>	MC-CL-YN8129	<b>BSL Code:</b>	BC-CL-Y
<b>Project Type:</b>	Ongoing	<b>BSL Name:</b>	Transmission and Distribution - CIP
<b>Project Category:</b>	New Facility	<b>Location:</b>	System wide
<b>Current Project Stage:</b>	N/A	<b>Council District:</b>	Citywide
<b>Start/End Date:</b>	N/A	<b>Neighborhood District:</b>	Not in a Neighborhood District
<b>Total Project Cost:</b>	N/A	<b>Urban Village:</b>	Not in an Urban Village

This ongoing project upgrades City Light's remote vault monitoring capability for the Digital Grid system (formerly Hazeltine system). The project consists of substation receivers, workstations, applications, server pairs and alarm PCs. The project provides remote monitoring of network transformers, protectors, vaults, and supports daily utility operations. The project enhances the network monitoring capability by allowing a real time alarm and an event generated from the field to be processed and sent to the alarm PCs of an abnormal electrical component or environmental condition occurrence. The most crucial alarm PC is situated in the System Control Center where it is monitored by with Power Dispatchers 24/7.

<b>Resources</b>	<b>LTD Actuals</b>	<b>2023 Revised</b>	<b>2024</b>	<b>2025</b>	<b>2026</b>	<b>2027</b>	<b>2028</b>	<b>2029</b>	<b>Total</b>
City Light Fund Revenues	9,006	1,344	895	-	-	-	-	-	11,245
<b>Total:</b>	<b>9,006</b>	<b>1,344</b>	<b>895</b>	<b>-</b>	<b>-</b>	<b>-</b>	<b>-</b>	<b>-</b>	<b>11,245</b>
<b>Fund Appropriations / Allocations *</b>	<b>LTD Actuals</b>	<b>2023 Revised</b>	<b>2024</b>	<b>2025</b>	<b>2026</b>	<b>2027</b>	<b>2028</b>	<b>2029</b>	<b>Total</b>
Light Fund	9,006	1,344	895	-	-	-	-	-	11,245
<b>Total:</b>	<b>9,006</b>	<b>1,344</b>	<b>895</b>	<b>-</b>	<b>-</b>	<b>-</b>	<b>-</b>	<b>-</b>	<b>11,245</b>

O&M Impacts: NA

\* Funds are appropriated through the Adopted Budget at the Budget Summary Level. All Amounts shown above are in thousands of dollars

**Network Maintenance Hole and Vault Rebuild**

<b>Project No:</b>	MC-CL-YN8130	<b>BSL Code:</b>	BC-CL-Y
<b>Project Type:</b>	Ongoing	<b>BSL Name:</b>	Transmission and Distribution - CIP
<b>Project Category:</b>	Rehabilitation or Restoration	<b>Location:</b>	System wide
<b>Current Project Stage:</b>	N/A	<b>Council District:</b>	Citywide
<b>Start/End Date:</b>	N/A	<b>Neighborhood District:</b>	Not in a Neighborhood District
<b>Total Project Cost:</b>	N/A	<b>Urban Village:</b>	Not in an Urban Village

This ongoing project repairs or replaces damaged electrical manholes, vaults and ducts located in the street right of way within the Downtown Central and Pioneer Square business districts. The project provides reliable and safe electrical service to the network, and enhances safety for City Light crews and the public by reducing the large backlog of old or damaged electrical facilities.

<b>Resources</b>	<b>LTD Actuals</b>	<b>2023 Revised</b>	<b>2024</b>	<b>2025</b>	<b>2026</b>	<b>2027</b>	<b>2028</b>	<b>2029</b>	<b>Total</b>
City Light Fund Revenues	43,752	2,790	1,953	-	-	-	-	-	48,495
<b>Total:</b>	<b>43,752</b>	<b>2,790</b>	<b>1,953</b>	<b>-</b>	<b>-</b>	<b>-</b>	<b>-</b>	<b>-</b>	<b>48,495</b>
<b>Fund Appropriations / Allocations *</b>	<b>LTD Actuals</b>	<b>2023 Revised</b>	<b>2024</b>	<b>2025</b>	<b>2026</b>	<b>2027</b>	<b>2028</b>	<b>2029</b>	<b>Total</b>
Light Fund	43,752	2,790	1,953	-	-	-	-	-	48,495
<b>Total:</b>	<b>43,752</b>	<b>2,790</b>	<b>1,953</b>	<b>-</b>	<b>-</b>	<b>-</b>	<b>-</b>	<b>-</b>	<b>48,495</b>

O&M Impacts: NA

\* Funds are appropriated through the Adopted Budget at the Budget Summary Level. All Amounts shown above are in thousands of dollars

**New Customer Information System**

<b>Project No:</b>	MC-CL-ZC9937	<b>BSL Code:</b>	BC-CL-Z
<b>Project Type:</b>	Discrete	<b>BSL Name:</b>	Customer Focused - CIP
<b>Project Category:</b>	Rehabilitation or Restoration	<b>Location:</b>	700 5th Avenue
<b>Current Project Stage:</b>	Stage 5 - Execution (IT Only)	<b>Council District:</b>	Council District 3
<b>Start/End Date:</b>	2015 - 2023	<b>Neighborhood District:</b>	Downtown
<b>Total Project Cost:</b>	\$69,024	<b>Urban Village:</b>	Downtown

This project provides upgrades to the Customer Information System known as the Utility Self Service Portal that serves customers of both Seattle Public Utilities and City Light. This project empowers the customer to utilize real-time, self-serve options that improves engagement between the utilities and customers, enhances web presence, and enables both customer-facing and internal process efficiencies.

<b>Resources</b>	<b>LTD Actuals</b>	<b>2023 Revised</b>	<b>2024</b>	<b>2025</b>	<b>2026</b>	<b>2027</b>	<b>2028</b>	<b>2029</b>	<b>Total</b>
City Light Fund Revenues	68,719	305	-	-	-	-	-	-	69,024
<b>Total:</b>	<b>68,719</b>	<b>305</b>	<b>-</b>	<b>-</b>	<b>-</b>	<b>-</b>	<b>-</b>	<b>-</b>	<b>69,024</b>
<b>Fund Appropriations / Allocations *</b>	<b>LTD Actuals</b>	<b>2023 Revised</b>	<b>2024</b>	<b>2025</b>	<b>2026</b>	<b>2027</b>	<b>2028</b>	<b>2029</b>	<b>Total</b>
Light Fund	68,719	305	-	-	-	-	-	-	69,024
<b>Total:</b>	<b>68,719</b>	<b>305</b>	<b>-</b>	<b>-</b>	<b>-</b>	<b>-</b>	<b>-</b>	<b>-</b>	<b>69,024</b>

O&M Impacts: NA

\* Funds are appropriated through the Adopted Budget at the Budget Summary Level. All Amounts shown above are in thousands of dollars

**New Technology**

<b>Project No:</b>	MC-CL-ZF9980	<b>BSL Code:</b>	BC-CL-Z
<b>Project Type:</b>	Ongoing	<b>BSL Name:</b>	Customer Focused - CIP
<b>Project Category:</b>	New Investment	<b>Location:</b>	System Wide
<b>Current Project Stage:</b>	N/A	<b>Council District:</b>	Multiple
<b>Start/End Date:</b>	N/A	<b>Neighborhood District:</b>	Not in a Neighborhood District
<b>Total Project Cost:</b>	N/A	<b>Urban Village:</b>	Not in an Urban Village

This project funds new technologies outlined in the Utility Technology Roadmap. In 2021, City Light went through a thorough process to develop a comprehensive Utility Technology Roadmap. The outcome outlined all the major needs to support the strategic focus for improve customer engagement and experience through improved processes and relationship management, establish foundational technology for the modernization of the grid, and improving operational technology within a seven-year period.

<b>Resources</b>	<b>LTD Actuals</b>	<b>2023 Revised</b>	<b>2024</b>	<b>2025</b>	<b>2026</b>	<b>2027</b>	<b>2028</b>	<b>2029</b>	<b>Total</b>
City Light Fund Revenues	-	6,000	4,858	4,906	3,932	7,203	3,553	4,765	35,218
<b>Total:</b>	-	<b>6,000</b>	<b>4,858</b>	<b>4,906</b>	<b>3,932</b>	<b>7,203</b>	<b>3,553</b>	<b>4,765</b>	<b>35,218</b>
<b>Fund Appropriations / Allocations *</b>	<b>LTD Actuals</b>	<b>2023 Revised</b>	<b>2024</b>	<b>2025</b>	<b>2026</b>	<b>2027</b>	<b>2028</b>	<b>2029</b>	<b>Total</b>
Light Fund	-	6,000	4,858	4,906	3,932	7,203	3,553	4,765	35,218
<b>Total:</b>	-	<b>6,000</b>	<b>4,858</b>	<b>4,906</b>	<b>3,932</b>	<b>7,203</b>	<b>3,553</b>	<b>4,765</b>	<b>35,218</b>

**O&M Impacts:**

\* Funds are appropriated through the Adopted Budget at the Budget Summary Level. All Amounts shown above are in thousands of dollars

### Newhalem Creek Hydroelectric Project Decommissioning

<b>Project No:</b>	MC-CL-XS6307	<b>BSL Code:</b>	BC-CL-X
<b>Project Type:</b>	Discrete	<b>BSL Name:</b>	Power Supply - CIP
<b>Project Category:</b>	Rehabilitation or Restoration	<b>Location:</b>	500 Newhalem Creek Rd, Marblemount, WA 98267
<b>Current Project Stage:</b>	Stage 1 - Pre-Project Development	<b>Council District:</b>	Outside City of Seattle
<b>Start/End Date:</b>	2023 - 2028	<b>Neighborhood District:</b>	Outside City of Seattle
<b>Total Project Cost:</b>	\$18,344	<b>Urban Village:</b>	Not in an Urban Village

This project funds the decommissioning of the Newhalem Creek Hydroelectric Project. This project comprises coordination with the Federal Energy Regulatory Commission (FERC) and intervenors in the process to surrender the license for the Newhalem Creek Hydroelectric Project, as well the planning, design, and decommissioning of the facilities.

<b>Resources</b>	<b>LTD Actuals</b>	<b>2023 Revised</b>	<b>2024</b>	<b>2025</b>	<b>2026</b>	<b>2027</b>	<b>2028</b>	<b>2029</b>	<b>Total</b>
City Light Fund Revenues	-	1,994	1,680	14,114	148	148	258	-	18,344
<b>Total:</b>	-	<b>1,994</b>	<b>1,680</b>	<b>14,114</b>	<b>148</b>	<b>148</b>	<b>258</b>	-	<b>18,344</b>

<b>Fund Appropriations / Allocations *</b>	<b>LTD Actuals</b>	<b>2023 Revised</b>	<b>2024</b>	<b>2025</b>	<b>2026</b>	<b>2027</b>	<b>2028</b>	<b>2029</b>	<b>Total</b>
Light Fund	-	1,994	1,680	14,114	148	148	258	-	18,344
<b>Total:</b>	-	<b>1,994</b>	<b>1,680</b>	<b>14,114</b>	<b>148</b>	<b>148</b>	<b>258</b>	-	<b>18,344</b>

O&M Impacts:

\* Funds are appropriated through the Adopted Budget at the Budget Summary Level. All Amounts shown above are in thousands of dollars

### Normal Emergency

<b>Project No:</b>	MC-CL-ZS8379	<b>BSL Code:</b>	BC-CL-Z
<b>Project Type:</b>	Ongoing	<b>BSL Name:</b>	Customer Focused - CIP
<b>Project Category:</b>	Rehabilitation or Restoration	<b>Location:</b>	System wide
<b>Current Project Stage:</b>	N/A	<b>Council District:</b>	Citywide
<b>Start/End Date:</b>	N/A	<b>Neighborhood District:</b>	Not in a Neighborhood District
<b>Total Project Cost:</b>	N/A	<b>Urban Village:</b>	Not in an Urban Village

This ongoing project covers unexpected problems that occur with the electrical system incurred during any single emergency situation that lasts less than 48 hours, such as lightning storms and brief wind storms, and result in necessary repairs that cost over \$5,000.

Resources	LTD Actuals	2023 Revised	2024	2025	2026	2027	2028	2029	Total
City Light Fund Revenues	22,877	1,123	1,231	1,250	1,270	1,291	1,314	1,342	31,698
<b>Total:</b>	<b>22,877</b>	<b>1,123</b>	<b>1,231</b>	<b>1,250</b>	<b>1,270</b>	<b>1,291</b>	<b>1,314</b>	<b>1,342</b>	<b>31,698</b>
Fund Appropriations / Allocations *	LTD Actuals	2023 Revised	2024	2025	2026	2027	2028	2029	Total
Light Fund	22,877	1,123	1,231	1,250	1,270	1,291	1,314	1,342	31,698
<b>Total:</b>	<b>22,877</b>	<b>1,123</b>	<b>1,231</b>	<b>1,250</b>	<b>1,270</b>	<b>1,291</b>	<b>1,314</b>	<b>1,342</b>	<b>31,698</b>

O&M Impacts: NA

\* Funds are appropriated through the Adopted Budget at the Budget Summary Level. All Amounts shown above are in thousands of dollars



**Overhead 26kV Conversion**

<b>Project No:</b>	MC-CL-YR8358	<b>BSL Code:</b>	BC-CL-Y
<b>Project Type:</b>	Ongoing	<b>BSL Name:</b>	Transmission and Distribution - CIP
<b>Project Category:</b>	Rehabilitation or Restoration	<b>Location:</b>	System Wide
<b>Current Project Stage:</b>	N/A	<b>Council District:</b>	Multiple
<b>Start/End Date:</b>	N/A	<b>Neighborhood District:</b>	Multiple
<b>Total Project Cost:</b>	N/A	<b>Urban Village:</b>	Multiple

This ongoing project replaces the 4 kV electrical equipment remaining in the electrical distribution system with new, efficient and reliable 26 kV distribution equipment. This project increases capacity to deliver power to City Light customers, rebuilds and maintains the backbone of City Light's system, saves energy by reducing transformer and line losses, improves quality and reliability of service to customers, and releases unit substation properties for better neighborhood uses.

<b>Resources</b>	<b>LTD Actuals</b>	<b>2023 Revised</b>	<b>2024</b>	<b>2025</b>	<b>2026</b>	<b>2027</b>	<b>2028</b>	<b>2029</b>	<b>Total</b>
City Light Fund Revenues	18,526	819	2,468	-	-	-	-	-	21,814
<b>Total:</b>	<b>18,526</b>	<b>819</b>	<b>2,468</b>	<b>-</b>	<b>-</b>	<b>-</b>	<b>-</b>	<b>-</b>	<b>21,814</b>
<b>Fund Appropriations / Allocations *</b>	<b>LTD Actuals</b>	<b>2023 Revised</b>	<b>2024</b>	<b>2025</b>	<b>2026</b>	<b>2027</b>	<b>2028</b>	<b>2029</b>	<b>Total</b>
Light Fund	18,526	819	2,468	-	-	-	-	-	21,814
<b>Total:</b>	<b>18,526</b>	<b>819</b>	<b>2,468</b>	<b>-</b>	<b>-</b>	<b>-</b>	<b>-</b>	<b>-</b>	<b>21,814</b>

O&M Impacts: NA

\* Funds are appropriated through the Adopted Budget at the Budget Summary Level. All Amounts shown above are in thousands of dollars

**Overhead and Underground Relocations**

<b>Project No:</b>	MC-CL-ZT8369	<b>BSL Code:</b>	BC-CL-Z
<b>Project Type:</b>	Ongoing	<b>BSL Name:</b>	Customer Focused - CIP
<b>Project Category:</b>	New Facility	<b>Location:</b>	System wide
<b>Current Project Stage:</b>	N/A	<b>Council District:</b>	Citywide
<b>Start/End Date:</b>	N/A	<b>Neighborhood District:</b>	Not in a Neighborhood District
<b>Total Project Cost:</b>	N/A	<b>Urban Village:</b>	Not in an Urban Village

This ongoing project provides relocation of electrical lines to accommodate or take advantage of transportation-related projects, street vacations, or other projects initiated by outside agencies such as SDOT, WSDOT, or suburban municipalities. Work includes modifications to the distribution system, including replacement or modifications of line segments, poles, and underground facilities. Some costs may be reimbursable by the requesting outside agencies

<b>Resources</b>	<b>LTD Actuals</b>	<b>2023 Revised</b>	<b>2024</b>	<b>2025</b>	<b>2026</b>	<b>2027</b>	<b>2028</b>	<b>2029</b>	<b>Total</b>
City Light Fund Revenues	29,867	9,112	9,358	7,638	6,914	6,805	7,046	7,096	83,836
<b>Total:</b>	<b>29,867</b>	<b>9,112</b>	<b>9,358</b>	<b>7,638</b>	<b>6,914</b>	<b>6,805</b>	<b>7,046</b>	<b>7,096</b>	<b>83,836</b>
<b>Fund Appropriations / Allocations *</b>	<b>LTD Actuals</b>	<b>2023 Revised</b>	<b>2024</b>	<b>2025</b>	<b>2026</b>	<b>2027</b>	<b>2028</b>	<b>2029</b>	<b>Total</b>
Light Fund	29,867	9,112	9,358	7,638	6,914	6,805	7,046	7,096	83,836
<b>Total:</b>	<b>29,867</b>	<b>9,112</b>	<b>9,358</b>	<b>7,638</b>	<b>6,914</b>	<b>6,805</b>	<b>7,046</b>	<b>7,096</b>	<b>83,836</b>

O&M Impacts: NA

\* Funds are appropriated through the Adopted Budget at the Budget Summary Level. All Amounts shown above are in thousands of dollars

**Overhead Customer Driven Capacity Additions**

<b>Project No:</b>	MC-CL-YR8355	<b>BSL Code:</b>	BC-CL-Y
<b>Project Type:</b>	Ongoing	<b>BSL Name:</b>	Transmission and Distribution - CIP
<b>Project Category:</b>	New Facility	<b>Location:</b>	System wide
<b>Current Project Stage:</b>	N/A	<b>Council District:</b>	Citywide
<b>Start/End Date:</b>	N/A	<b>Neighborhood District:</b>	Not in a Neighborhood District
<b>Total Project Cost:</b>	N/A	<b>Urban Village:</b>	Not in an Urban Village

This ongoing project provides electrical lines from substations to customers' property lines. This project builds new and replaces old line segments, relocates lines for construction clearances and may replace rotten and damaged poles in the distribution system. This work is driven by specific customer projects, for their direct benefit, to identify and upgrade feeders that are affected before the new load from those projects comes online. City Light is reimbursed by the customers for this work.

<b>Resources</b>	<b>LTD Actuals</b>	<b>2023 Revised</b>	<b>2024</b>	<b>2025</b>	<b>2026</b>	<b>2027</b>	<b>2028</b>	<b>2029</b>	<b>Total</b>
City Light Fund Revenues	61,045	3,014	4,547	-	-	-	-	-	68,606
<b>Total:</b>	<b>61,045</b>	<b>3,014</b>	<b>4,547</b>	<b>-</b>	<b>-</b>	<b>-</b>	<b>-</b>	<b>-</b>	<b>68,606</b>
<b>Fund Appropriations / Allocations *</b>	<b>LTD Actuals</b>	<b>2023 Revised</b>	<b>2024</b>	<b>2025</b>	<b>2026</b>	<b>2027</b>	<b>2028</b>	<b>2029</b>	<b>Total</b>
Light Fund	61,045	3,014	4,547	-	-	-	-	-	68,606
<b>Total:</b>	<b>61,045</b>	<b>3,014</b>	<b>4,547</b>	<b>-</b>	<b>-</b>	<b>-</b>	<b>-</b>	<b>-</b>	<b>68,606</b>

O&M Impacts: NA

\* Funds are appropriated through the Adopted Budget at the Budget Summary Level. All Amounts shown above are in thousands of dollars

### Overhead Equipment Replacements

<b>Project No:</b>	MC-CL-YR8351	<b>BSL Code:</b>	BC-CL-Y
<b>Project Type:</b>	Ongoing	<b>BSL Name:</b>	Transmission and Distribution - CIP
<b>Project Category:</b>	Rehabilitation or Restoration	<b>Location:</b>	System wide
<b>Current Project Stage:</b>	N/A	<b>Council District:</b>	Citywide
<b>Start/End Date:</b>	N/A	<b>Neighborhood District:</b>	Not in a Neighborhood District
<b>Total Project Cost:</b>	N/A	<b>Urban Village:</b>	Not in an Urban Village

This ongoing project replaces overhead distribution equipment nearing the end of its usable life, is overloaded, or no longer has an available supply of spare parts. These items include, but are not limited to, poles, cross-arms, transformers, and open-wire secondaries.

Resources	LTD Actuals	2023 Revised	2024	2025	2026	2027	2028	2029	Total
City Light Fund Revenues	238,613	53,226	47,229	45,140	46,008	47,383	40,835	42,855	561,288
<b>Total:</b>	<b>238,613</b>	<b>53,226</b>	<b>47,229</b>	<b>45,140</b>	<b>46,008</b>	<b>47,383</b>	<b>40,835</b>	<b>42,855</b>	<b>561,288</b>
Fund Appropriations / Allocations *	LTD Actuals	2023 Revised	2024	2025	2026	2027	2028	2029	Total
Light Fund	238,613	53,226	47,229	45,140	46,008	47,383	40,835	42,855	561,288
<b>Total:</b>	<b>238,613</b>	<b>53,226</b>	<b>47,229</b>	<b>45,140</b>	<b>46,008</b>	<b>47,383</b>	<b>40,835</b>	<b>42,855</b>	<b>561,288</b>

O&M Impacts: NA

\* Funds are appropriated through the Adopted Budget at the Budget Summary Level. All Amounts shown above are in thousands of dollars

### Overhead Outage Replacements

<b>Project No:</b>	MC-CL-ZS8350	<b>BSL Code:</b>	BC-CL-Z
<b>Project Type:</b>	Ongoing	<b>BSL Name:</b>	Customer Focused - CIP
<b>Project Category:</b>	Rehabilitation or Restoration	<b>Location:</b>	System wide
<b>Current Project Stage:</b>	N/A	<b>Council District:</b>	Citywide
<b>Start/End Date:</b>	N/A	<b>Neighborhood District:</b>	Not in a Neighborhood District
<b>Total Project Cost:</b>	N/A	<b>Urban Village:</b>	Not in an Urban Village

This ongoing project supports the capitalized portion of work resulting from unplanned, non-emergency, overhead outages. These outages result from events, such as storms, accidents, and equipment failures. The project funds permanent storm repairs and construction of new infrastructure to bypass failing equipment. The project ensures that customers' electric power is restored as quickly as possible.

Resources	LTD Actuals	2023 Revised	2024	2025	2026	2027	2028	2029	Total
City Light Fund Revenues	4,036	1,135	1,162	1,181	1,201	1,223	1,246	1,273	12,457
<b>Total:</b>	<b>4,036</b>	<b>1,135</b>	<b>1,162</b>	<b>1,181</b>	<b>1,201</b>	<b>1,223</b>	<b>1,246</b>	<b>1,273</b>	<b>12,457</b>
Fund Appropriations / Allocations *	LTD Actuals	2023 Revised	2024	2025	2026	2027	2028	2029	Total
Light Fund	4,036	1,135	1,162	1,181	1,201	1,223	1,246	1,273	12,457
<b>Total:</b>	<b>4,036</b>	<b>1,135</b>	<b>1,162</b>	<b>1,181</b>	<b>1,201</b>	<b>1,223</b>	<b>1,246</b>	<b>1,273</b>	<b>12,457</b>

O&M Impacts: NA

\* Funds are appropriated through the Adopted Budget at the Budget Summary Level. All Amounts shown above are in thousands of dollars

### Overhead System Capacity Additions

<b>Project No:</b>	MC-CL-YR8356	<b>BSL Code:</b>	BC-CL-Y
<b>Project Type:</b>	Ongoing	<b>BSL Name:</b>	Transmission and Distribution - CIP
<b>Project Category:</b>	New Facility	<b>Location:</b>	System wide
<b>Current Project Stage:</b>	N/A	<b>Council District:</b>	Citywide
<b>Start/End Date:</b>	N/A	<b>Neighborhood District:</b>	Not in a Neighborhood District
<b>Total Project Cost:</b>	N/A	<b>Urban Village:</b>	Not in an Urban Village

This ongoing project provides electrical lines from substations to customers' property lines. This project builds new and replaces old line segments, replaces rotten and damaged poles in the distribution system. City Light customers may pay for some of this work.

<b>Resources</b>	<b>LTD Actuals</b>	<b>2023 Revised</b>	<b>2024</b>	<b>2025</b>	<b>2026</b>	<b>2027</b>	<b>2028</b>	<b>2029</b>	<b>Total</b>
City Light Fund Revenues	47,573	2,971	3,410	-	-	-	-	-	53,954
<b>Total:</b>	<b>47,573</b>	<b>2,971</b>	<b>3,410</b>	<b>-</b>	<b>-</b>	<b>-</b>	<b>-</b>	<b>-</b>	<b>53,954</b>
<b>Fund Appropriations / Allocations *</b>	<b>LTD Actuals</b>	<b>2023 Revised</b>	<b>2024</b>	<b>2025</b>	<b>2026</b>	<b>2027</b>	<b>2028</b>	<b>2029</b>	<b>Total</b>
Light Fund	47,573	2,971	3,410	-	-	-	-	-	53,954
<b>Total:</b>	<b>47,573</b>	<b>2,971</b>	<b>3,410</b>	<b>-</b>	<b>-</b>	<b>-</b>	<b>-</b>	<b>-</b>	<b>53,954</b>

O&M Impacts: NA

\* Funds are appropriated through the Adopted Budget at the Budget Summary Level. All Amounts shown above are in thousands of dollars

**Pole Attachments**

<b>Project No:</b>	MC-CL-YR8452	<b>BSL Code:</b>	BC-CL-Y
<b>Project Type:</b>	Ongoing	<b>BSL Name:</b>	Transmission and Distribution - CIP
<b>Project Category:</b>	New Facility	<b>Location:</b>	System wide
<b>Current Project Stage:</b>	N/A	<b>Council District:</b>	Citywide
<b>Start/End Date:</b>	N/A	<b>Neighborhood District:</b>	Not in a Neighborhood District
<b>Total Project Cost:</b>	N/A	<b>Urban Village:</b>	Not in an Urban Village

This ongoing project funds preparing poles for the attachment of communication infrastructure owned by other entities. The construction costs associated with this work are typically fully reimbursable and attachments generate ongoing revenues through pole attachment rental fees.

<b>Resources</b>	<b>LTD Actuals</b>	<b>2023 Revised</b>	<b>2024</b>	<b>2025</b>	<b>2026</b>	<b>2027</b>	<b>2028</b>	<b>2029</b>	<b>Total</b>
City Light Fund Revenues	88,067	23,239	17,110	17,130	17,451	18,024	18,391	20,644	220,057
<b>Total:</b>	<b>88,067</b>	<b>23,239</b>	<b>17,110</b>	<b>17,130</b>	<b>17,451</b>	<b>18,024</b>	<b>18,391</b>	<b>20,644</b>	<b>220,057</b>
<b>Fund Appropriations / Allocations *</b>	<b>LTD Actuals</b>	<b>2023 Revised</b>	<b>2024</b>	<b>2025</b>	<b>2026</b>	<b>2027</b>	<b>2028</b>	<b>2029</b>	<b>Total</b>
Light Fund	88,067	23,239	17,110	17,130	17,451	18,024	18,391	20,644	220,057
<b>Total:</b>	<b>88,067</b>	<b>23,239</b>	<b>17,110</b>	<b>17,130</b>	<b>17,451</b>	<b>18,024</b>	<b>18,391</b>	<b>20,644</b>	<b>220,057</b>

O&M Impacts: NA

\* Funds are appropriated through the Adopted Budget at the Budget Summary Level. All Amounts shown above are in thousands of dollars

**Power Production - Network Controls**

<b>Project No:</b>	MC-CL-XP6385	<b>BSL Code:</b>	BC-CL-X
<b>Project Type:</b>	Ongoing	<b>BSL Name:</b>	Power Supply - CIP
<b>Project Category:</b>	New Facility	<b>Location:</b>	500 Newhalem Creek Rd, Marblemount, WA 98267
<b>Current Project Stage:</b>	N/A	<b>Council District:</b>	Outside City of Seattle
<b>Start/End Date:</b>	N/A	<b>Neighborhood District:</b>	Not in a Neighborhood District
<b>Total Project Cost:</b>	N/A	<b>Urban Village:</b>	Not in an Urban Village

This project provides the infrastructure required to install the basic control network and integrate existing, major control systems for a Skagit wide network controls program, to be located at each of the Skagit facilities. This project improves monitoring and control of the Skagit facilities, reduces maintenance and potential outages, and reduces cost and time of maintenance and outages. This project incorporates features that lead to enhanced data acquisition that is part of the NERC requirements.

<b>Resources</b>	<b>LTD Actuals</b>	<b>2023 Revised</b>	<b>2024</b>	<b>2025</b>	<b>2026</b>	<b>2027</b>	<b>2028</b>	<b>2029</b>	<b>Total</b>
City Light Fund Revenues	9,514	128	-	-	-	196	76	43	9,957
<b>Total:</b>	<b>9,514</b>	<b>128</b>	<b>-</b>	<b>-</b>	<b>-</b>	<b>196</b>	<b>76</b>	<b>43</b>	<b>9,957</b>
<b>Fund Appropriations / Allocations *</b>	<b>LTD Actuals</b>	<b>2023 Revised</b>	<b>2024</b>	<b>2025</b>	<b>2026</b>	<b>2027</b>	<b>2028</b>	<b>2029</b>	<b>Total</b>
Light Fund	9,514	128	-	-	-	196	76	43	9,957
<b>Total:</b>	<b>9,514</b>	<b>128</b>	<b>-</b>	<b>-</b>	<b>-</b>	<b>196</b>	<b>76</b>	<b>43</b>	<b>9,957</b>

O&M Impacts: NA

\* Funds are appropriated through the Adopted Budget at the Budget Summary Level. All Amounts shown above are in thousands of dollars



**RCOS Power Plant Controller Replacement**

<b>Project No:</b>	MC-CL-YD9948	<b>BSL Code:</b>	BC-CL-Y
<b>Project Type:</b>	Discrete	<b>BSL Name:</b>	Transmission and Distribution - CIP
<b>Project Category:</b>	New Investment	<b>Location:</b>	System Wide
<b>Current Project Stage:</b>	Stage 5 - Execution (IT Only)	<b>Council District:</b>	Multiple
<b>Start/End Date:</b>	2020 - 2023	<b>Neighborhood District:</b>	Not in a Neighborhood District
<b>Total Project Cost:</b>	\$4,963	<b>Urban Village:</b>	Not in an Urban Village

This project replaces the existing end of life Operational Technology (OT) computer system that provides generating unit supervisory control and data acquisition (SCADA) at each of 9 City Light power plants in conjunction with the City Light System Operations Center (SOC) for customer load and power market operation.

<b>Resources</b>	<b>LTD Actuals</b>	<b>2023 Revised</b>	<b>2024</b>	<b>2025</b>	<b>2026</b>	<b>2027</b>	<b>2028</b>	<b>2029</b>	<b>Total</b>
City Light Fund Revenues	4,055	908	-	-	-	-	-	-	4,963
<b>Total:</b>	<b>4,055</b>	<b>908</b>	<b>-</b>	<b>-</b>	<b>-</b>	<b>-</b>	<b>-</b>	<b>-</b>	<b>4,963</b>
<b>Fund Appropriations / Allocations *</b>	<b>LTD Actuals</b>	<b>2023 Revised</b>	<b>2024</b>	<b>2025</b>	<b>2026</b>	<b>2027</b>	<b>2028</b>	<b>2029</b>	<b>Total</b>
Light Fund	4,055	908	-	-	-	-	-	-	4,963
<b>Total:</b>	<b>4,055</b>	<b>908</b>	<b>-</b>	<b>-</b>	<b>-</b>	<b>-</b>	<b>-</b>	<b>-</b>	<b>4,963</b>

O&M Impacts: NA

\* Funds are appropriated through the Adopted Budget at the Budget Summary Level. All Amounts shown above are in thousands of dollars

### Relaying Improvements

<b>Project No:</b>	MC-CL-YS7753	<b>BSL Code:</b>	BC-CL-Y
<b>Project Type:</b>	Ongoing	<b>BSL Name:</b>	Transmission and Distribution - CIP
<b>Project Category:</b>	Rehabilitation or Restoration	<b>Location:</b>	System wide
<b>Current Project Stage:</b>	N/A	<b>Council District:</b>	Citywide
<b>Start/End Date:</b>	N/A	<b>Neighborhood District:</b>	Not in a Neighborhood District
<b>Total Project Cost:</b>	N/A	<b>Urban Village:</b>	Not in an Urban Village

This ongoing project replaces protective relays, to ensure system reliability by protecting the rest of the distribution system from potentially cascading effects if one part fails to operate properly. It upgrades relay technology, allowing remote control and documentation of system events, which enhances the detection and management of equipment problems.

<b>Resources</b>	<b>LTD Actuals</b>	<b>2023 Revised</b>	<b>2024</b>	<b>2025</b>	<b>2026</b>	<b>2027</b>	<b>2028</b>	<b>2029</b>	<b>Total</b>
City Light Fund Revenues	60,460	6,030	5,275	5,652	5,747	6,617	6,850	6,436	103,068
<b>Total:</b>	<b>60,460</b>	<b>6,030</b>	<b>5,275</b>	<b>5,652</b>	<b>5,747</b>	<b>6,617</b>	<b>6,850</b>	<b>6,436</b>	<b>103,068</b>
<b>Fund Appropriations / Allocations *</b>	<b>LTD Actuals</b>	<b>2023 Revised</b>	<b>2024</b>	<b>2025</b>	<b>2026</b>	<b>2027</b>	<b>2028</b>	<b>2029</b>	<b>Total</b>
Light Fund	60,460	6,030	5,275	5,652	5,747	6,617	6,850	6,436	103,068
<b>Total:</b>	<b>60,460</b>	<b>6,030</b>	<b>5,275</b>	<b>5,652</b>	<b>5,747</b>	<b>6,617</b>	<b>6,850</b>	<b>6,436</b>	<b>103,068</b>

O&M Impacts: NA

\* Funds are appropriated through the Adopted Budget at the Budget Summary Level. All Amounts shown above are in thousands of dollars

### Replace Breakers BPA Covington and Maple Valley Substations

<b>Project No:</b>	MC-CL-YS7121	<b>BSL Code:</b>	BC-CL-Y
<b>Project Type:</b>	Ongoing	<b>BSL Name:</b>	Transmission and Distribution - CIP
<b>Project Category:</b>	Rehabilitation or Restoration	<b>Location:</b>	Kent
<b>Current Project Stage:</b>	N/A	<b>Council District:</b>	Outside City of Seattle
<b>Start/End Date:</b>	N/A	<b>Neighborhood District:</b>	Not in a Neighborhood District
<b>Total Project Cost:</b>	N/A	<b>Urban Village:</b>	Not in an Urban Village

This ongoing project meets the terms of City Light's interconnection agreement with Bonneville Power Administration (BPA) by upgrading breaker capacity in two substations that are owned by BPA, but where City Light is responsible for the breakers.

Resources	LTD Actuals	2023 Revised	2024	2025	2026	2027	2028	2029	Total
City Light Fund Revenues	546	4	3	4	4	1	1	-	561
<b>Total:</b>	<b>546</b>	<b>4</b>	<b>3</b>	<b>4</b>	<b>4</b>	<b>1</b>	<b>1</b>	<b>-</b>	<b>561</b>
Fund Appropriations / Allocations *	LTD Actuals	2023 Revised	2024	2025	2026	2027	2028	2029	Total
Light Fund	546	4	3	4	4	1	1	-	561
<b>Total:</b>	<b>546</b>	<b>4</b>	<b>3</b>	<b>4</b>	<b>4</b>	<b>1</b>	<b>1</b>	<b>-</b>	<b>561</b>

O&M Impacts: NA

\* Funds are appropriated through the Adopted Budget at the Budget Summary Level. All Amounts shown above are in thousands of dollars

**Ross - Exciters 41-44**

<b>Project No:</b>	MC-CL-XS6564	<b>BSL Code:</b>	BC-CL-X
<b>Project Type:</b>	Discrete	<b>BSL Name:</b>	Power Supply - CIP
<b>Project Category:</b>	Rehabilitation or Restoration	<b>Location:</b>	Ross Powehouse
<b>Current Project Stage:</b>	Stage 2 - Initiation, Project Definition, & Planning	<b>Council District:</b>	Outside City of Seattle
<b>Start/End Date:</b>	2018 - 2027	<b>Neighborhood District:</b>	Outside City of Seattle
<b>Total Project Cost:</b>	\$4,150	<b>Urban Village:</b>	Outside City of Seattle

This project replaces the excitation systems for the four Ross generating units.

<b>Resources</b>	<b>LTD Actuals</b>	<b>2023 Revised</b>	<b>2024</b>	<b>2025</b>	<b>2026</b>	<b>2027</b>	<b>2028</b>	<b>2029</b>	<b>Total</b>
City Light Fund Revenues	128	87	-	-	2,006	1,929	-	-	4,150
<b>Total:</b>	<b>128</b>	<b>87</b>	<b>-</b>	<b>-</b>	<b>2,006</b>	<b>1,929</b>	<b>-</b>	<b>-</b>	<b>4,150</b>
<b>Fund Appropriations / Allocations *</b>	<b>LTD Actuals</b>	<b>2023 Revised</b>	<b>2024</b>	<b>2025</b>	<b>2026</b>	<b>2027</b>	<b>2028</b>	<b>2029</b>	<b>Total</b>
Light Fund	128	87	-	-	2,006	1,929	-	-	4,150
<b>Total:</b>	<b>128</b>	<b>87</b>	<b>-</b>	<b>-</b>	<b>2,006</b>	<b>1,929</b>	<b>-</b>	<b>-</b>	<b>4,150</b>

O&M Impacts: NA

\* Funds are appropriated through the Adopted Budget at the Budget Summary Level. All Amounts shown above are in thousands of dollars

**Ross Dam - AC/DC Distribution System Upgrade**

<b>Project No:</b>	MC-CL-XS6373	<b>BSL Code:</b>	BC-CL-X
<b>Project Type:</b>	Discrete	<b>BSL Name:</b>	Power Supply - CIP
<b>Project Category:</b>	Rehabilitation or Restoration	<b>Location:</b>	Milepost 128 State Highway 20
<b>Current Project Stage:</b>	Stage 4 - Procurement/Bid	<b>Council District:</b>	Outside City of Seattle
<b>Start/End Date:</b>	2005 - 2029	<b>Neighborhood District:</b>	Not in a Neighborhood District
<b>Total Project Cost:</b>	\$13,690	<b>Urban Village:</b>	Not in an Urban Village

This project upgrades aging AC electrical distribution system at Ross Dam with a new electrical distribution system. It installs conduit, ducting, distribution panels and wire. It improves the 4 kV system, improves lighting, and provides improvements on top of the dam including a center substation room, emergency generator, valve houses, and a 130-volt battery bank. New conduit and conductors improve reliability of spillgate operations and other dam operations requiring electric power. New electrical equipment, new lighting, and the addition of emergency lighting allow staff greater operational flexibility, safety, and efficiency.

<b>Resources</b>	<b>LTD Actuals</b>	<b>2023 Revised</b>	<b>2024</b>	<b>2025</b>	<b>2026</b>	<b>2027</b>	<b>2028</b>	<b>2029</b>	<b>Total</b>
City Light Fund Revenues	5,191	116	987	-	-	4,019	750	2,626	13,690
<b>Total:</b>	<b>5,191</b>	<b>116</b>	<b>987</b>	<b>-</b>	<b>-</b>	<b>4,019</b>	<b>750</b>	<b>2,626</b>	<b>13,690</b>
<b>Fund Appropriations / Allocations *</b>	<b>LTD Actuals</b>	<b>2023 Revised</b>	<b>2024</b>	<b>2025</b>	<b>2026</b>	<b>2027</b>	<b>2028</b>	<b>2029</b>	<b>Total</b>
Light Fund	5,191	116	987	-	-	4,019	750	2,626	13,690
<b>Total:</b>	<b>5,191</b>	<b>116</b>	<b>987</b>	<b>-</b>	<b>-</b>	<b>4,019</b>	<b>750</b>	<b>2,626</b>	<b>13,690</b>

O&M Impacts: NA

\* Funds are appropriated through the Adopted Budget at the Budget Summary Level. All Amounts shown above are in thousands of dollars

### Safety Modifications

<b>Project No:</b>	MC-CL-XF9006	<b>BSL Code:</b>	BC-CL-X
<b>Project Type:</b>	Ongoing	<b>BSL Name:</b>	Power Supply - CIP
<b>Project Category:</b>	Rehabilitation or Restoration	<b>Location:</b>	Citywide
<b>Current Project Stage:</b>	N/A	<b>Council District:</b>	Citywide
<b>Start/End Date:</b>	N/A	<b>Neighborhood District:</b>	Not in a Neighborhood District
<b>Total Project Cost:</b>	N/A	<b>Urban Village:</b>	Not in an Urban Village

This ongoing project provides facility modifications and equipment to address imminent and critical safety needs. The project includes physical upgrades and revisions to systems, equipment, properties, and facilities, as needed to comply with safety regulations and best practices for a safe, efficient, and secure work environment.

Resources	LTD Actuals	2023 Revised	2024	2025	2026	2027	2028	2029	Total
City Light Fund Revenues	6,006	184	708	-	-	-	-	-	6,898
<b>Total:</b>	<b>6,006</b>	<b>184</b>	<b>708</b>	<b>-</b>	<b>-</b>	<b>-</b>	<b>-</b>	<b>-</b>	<b>6,898</b>
Fund Appropriations / Allocations *	LTD Actuals	2023 Revised	2024	2025	2026	2027	2028	2029	Total
Light Fund	6,006	184	708	-	-	-	-	-	6,898
<b>Total:</b>	<b>6,006</b>	<b>184</b>	<b>708</b>	<b>-</b>	<b>-</b>	<b>-</b>	<b>-</b>	<b>-</b>	<b>6,898</b>

O&M Impacts: NA

\* Funds are appropriated through the Adopted Budget at the Budget Summary Level. All Amounts shown above are in thousands of dollars

### Seattle Waterfront Streetlight Installation

<b>Project No:</b>	MC-CL-ZL8481	<b>BSL Code:</b>	BC-CL-Z
<b>Project Type:</b>	Discrete	<b>BSL Name:</b>	Customer Focused - CIP
<b>Project Category:</b>	Rehabilitation or Restoration	<b>Location:</b>	1312 Western AVE
<b>Current Project Stage:</b>	Stage 5 - Construction	<b>Council District:</b>	Council District 7
<b>Start/End Date:</b>	2017 - 2025	<b>Neighborhood District:</b>	Not in a Neighborhood District
<b>Total Project Cost:</b>	\$8,795	<b>Urban Village:</b>	Not in an Urban Village

This project funds new streetlights in the Seattle Waterfront area. The redevelopment of the Seattle Waterfront follows the Alaskan Way Viaduct replacement and is led by the Office of the Waterfront.

<b>Resources</b>	<b>LTD Actuals</b>	<b>2023 Revised</b>	<b>2024</b>	<b>2025</b>	<b>2026</b>	<b>2027</b>	<b>2028</b>	<b>2029</b>	<b>Total</b>
City Light Fund Revenues	3,966	4,264	365	200	-	-	-	-	8,795
<b>Total:</b>	<b>3,966</b>	<b>4,264</b>	<b>365</b>	<b>200</b>	<b>-</b>	<b>-</b>	<b>-</b>	<b>-</b>	<b>8,795</b>
<b>Fund Appropriations / Allocations *</b>	<b>LTD Actuals</b>	<b>2023 Revised</b>	<b>2024</b>	<b>2025</b>	<b>2026</b>	<b>2027</b>	<b>2028</b>	<b>2029</b>	<b>Total</b>
Light Fund	3,966	4,264	365	200	-	-	-	-	8,795
<b>Total:</b>	<b>3,966</b>	<b>4,264</b>	<b>365</b>	<b>200</b>	<b>-</b>	<b>-</b>	<b>-</b>	<b>-</b>	<b>8,795</b>

O&M Impacts: NA

\* Funds are appropriated through the Adopted Budget at the Budget Summary Level. All Amounts shown above are in thousands of dollars

### Security Improvements

<b>Project No:</b>	MC-CL-YD9202	<b>BSL Code:</b>	BC-CL-Y
<b>Project Type:</b>	Ongoing	<b>BSL Name:</b>	Transmission and Distribution - CIP
<b>Project Category:</b>	New Facility	<b>Location:</b>	System wide
<b>Current Project Stage:</b>	N/A	<b>Council District:</b>	Citywide
<b>Start/End Date:</b>	N/A	<b>Neighborhood District:</b>	Not in a Neighborhood District
<b>Total Project Cost:</b>	N/A	<b>Urban Village:</b>	Not in an Urban Village

This ongoing project plans, designs and implements projects, improving the physical security of City Light critical facilities, in order to mitigate unauthorized access and criminal activities that could cause significant system damage, power outages, and other related disruptions to the electrical system. The project reduces the risk of sabotage, vandalism, theft, and terrorism that can result in the loss of valuable infrastructure for generation and distribution of power. The project also reduces risk of noncompliance with North American Reliability Council (NERC) 1200 Standards to improve security at critical facilities that house command and control systems. It enhances reliability of the power system, reduces the risk of lost revenues, and reduces the jeopardy to public safety and emergency response due to loss of lifeline services such as medical services, water and wastewater systems, communications, law enforcement, banking, transportation system, etc.

Resources	LTD Actuals	2023 Revised	2024	2025	2026	2027	2028	2029	Total
City Light Fund Revenues	33,657	6,040	1,406	1,406	1,994	2,574	2,000	2,060	51,137
<b>Total:</b>	<b>33,657</b>	<b>6,040</b>	<b>1,406</b>	<b>1,406</b>	<b>1,994</b>	<b>2,574</b>	<b>2,000</b>	<b>2,060</b>	<b>51,137</b>
Fund Appropriations / Allocations *	LTD Actuals	2023 Revised	2024	2025	2026	2027	2028	2029	Total
Light Fund	33,657	6,040	1,406	1,406	1,994	2,574	2,000	2,060	51,137
<b>Total:</b>	<b>33,657</b>	<b>6,040</b>	<b>1,406</b>	<b>1,406</b>	<b>1,994</b>	<b>2,574</b>	<b>2,000</b>	<b>2,060</b>	<b>51,137</b>

O&M Impacts: NA

\* Funds are appropriated through the Adopted Budget at the Budget Summary Level. All Amounts shown above are in thousands of dollars



### Seismic Mitigation

<b>Project No:</b>	MC-CL-XF9134	<b>BSL Code:</b>	BC-CL-X
<b>Project Type:</b>	Ongoing	<b>BSL Name:</b>	Power Supply - CIP
<b>Project Category:</b>	Rehabilitation or Restoration	<b>Location:</b>	Outside City of Seattle
<b>Current Project Stage:</b>	N/A	<b>Council District:</b>	Outside City of Seattle
<b>Start/End Date:</b>	N/A	<b>Neighborhood District:</b>	Not in a Neighborhood District
<b>Total Project Cost:</b>	N/A	<b>Urban Village:</b>	Not in an Urban Village

This ongoing project funds structural upgrades to buildings. This project is for miscellaneous, unidentified seismic issues other than the Georgetown Steam Plant, Service Centers and Substations, which are funded through other projects. The project protects City Light's assets, employees, customers, visitors, equipment, and materials.

Resources	LTD Actuals	2023 Revised	2024	2025	2026	2027	2028	2029	Total
City Light Fund Revenues	10,669	70	-	-	-	-	-	-	10,739
<b>Total:</b>	<b>10,669</b>	<b>70</b>	<b>-</b>	<b>-</b>	<b>-</b>	<b>-</b>	<b>-</b>	<b>-</b>	<b>10,739</b>
Fund Appropriations / Allocations *	LTD Actuals	2023 Revised	2024	2025	2026	2027	2028	2029	Total
Light Fund	10,669	70	-	-	-	-	-	-	10,739
<b>Total:</b>	<b>10,669</b>	<b>70</b>	<b>-</b>	<b>-</b>	<b>-</b>	<b>-</b>	<b>-</b>	<b>-</b>	<b>10,739</b>

O&M Impacts: NA

\* Funds are appropriated through the Adopted Budget at the Budget Summary Level. All Amounts shown above are in thousands of dollars

### Service Center Facility Improvements

<b>Project No:</b>	MC-CL-XF9107	<b>BSL Code:</b>	BC-CL-X
<b>Project Type:</b>	Ongoing	<b>BSL Name:</b>	Power Supply - CIP
<b>Project Category:</b>	Rehabilitation or Restoration	<b>Location:</b>	Outside City of Seattle
<b>Current Project Stage:</b>	N/A	<b>Council District:</b>	Outside City of Seattle
<b>Start/End Date:</b>	N/A	<b>Neighborhood District:</b>	Not in a Neighborhood District
<b>Total Project Cost:</b>	N/A	<b>Urban Village:</b>	Not in an Urban Village

This ongoing project funds the purchase of light-duty and heavy-duty mobile equipment fleet vehicles. This includes replacement of specialized fleet vehicles for electric utility use, as well as enhancements and additions of green alternatives such as electric powered vehicles.

Resources	LTD Actuals	2023 Revised	2024	2025	2026	2027	2028	2029	Total
City Light Fund Revenues	16,907	1,006	1,000	250	-	-	-	-	19,163
<b>Total:</b>	<b>16,907</b>	<b>1,006</b>	<b>1,000</b>	<b>250</b>	<b>-</b>	<b>-</b>	<b>-</b>	<b>-</b>	<b>19,163</b>
Fund Appropriations / Allocations *	LTD Actuals	2023 Revised	2024	2025	2026	2027	2028	2029	Total
Light Fund	16,907	1,006	1,000	250	-	-	-	-	19,163
<b>Total:</b>	<b>16,907</b>	<b>1,006</b>	<b>1,000</b>	<b>250</b>	<b>-</b>	<b>-</b>	<b>-</b>	<b>-</b>	<b>19,163</b>

O&M Impacts: NA

\* Funds are appropriated through the Adopted Budget at the Budget Summary Level. All Amounts shown above are in thousands of dollars

### Skagit - Babcock Creek Crossing

<b>Project No:</b>	MC-CL-XS6514	<b>BSL Code:</b>	BC-CL-X
<b>Project Type:</b>	Discrete	<b>BSL Name:</b>	Power Supply - CIP
<b>Project Category:</b>	Rehabilitation or Restoration	<b>Location:</b>	Newhalem Creek Rd, Marblemount, WA 98267
<b>Current Project Stage:</b>	Stage 3 - Design	<b>Council District:</b>	Outside City of Seattle
<b>Start/End Date:</b>	2015 - 2028	<b>Neighborhood District:</b>	Outside City of Seattle
<b>Total Project Cost:</b>	\$1,132	<b>Urban Village:</b>	Outside City of Seattle

This project provides a permanent and more stable crossing across Babcock Creek, near Newhalem. The road to Babcock Creek provides access to a critical communication tower and currently only has a temporary bridge crossing it. The permanent crossing will be either a bridge or vented ford.

Resources	LTD Actuals	2023 Revised	2024	2025	2026	2027	2028	2029	Total
City Light Fund Revenues	263	-	-	-	126	573	170	-	1,132
<b>Total:</b>	<b>263</b>	<b>-</b>	<b>-</b>	<b>-</b>	<b>126</b>	<b>573</b>	<b>170</b>	<b>-</b>	<b>1,132</b>
Fund Appropriations / Allocations *	LTD Actuals	2023 Revised	2024	2025	2026	2027	2028	2029	Total
Light Fund	263	-	-	-	126	573	170	-	1,132
<b>Total:</b>	<b>263</b>	<b>-</b>	<b>-</b>	<b>-</b>	<b>126</b>	<b>573</b>	<b>170</b>	<b>-</b>	<b>1,132</b>

O&M Impacts: NA

\* Funds are appropriated through the Adopted Budget at the Budget Summary Level. All Amounts shown above are in thousands of dollars

### Skagit - Boat Facility Improvements

<b>Project No:</b>	MC-CL-XS6540	<b>BSL Code:</b>	BC-CL-X
<b>Project Type:</b>	Ongoing	<b>BSL Name:</b>	Power Supply - CIP
<b>Project Category:</b>	Rehabilitation or Restoration	<b>Location:</b>	Newhalem Creek Rd, Marblemount, WA 98267
<b>Current Project Stage:</b>	N/A	<b>Council District:</b>	Outside City of Seattle
<b>Start/End Date:</b>	N/A	<b>Neighborhood District:</b>	Outside City of Seattle
<b>Total Project Cost:</b>	N/A	<b>Urban Village:</b>	Outside City of Seattle

This project provides design and construction of several new structures to support industrial and recreational boat operations on our Skagit reservoirs. Structures include a new tour dock, new dry dock, additions to the existing boat houses and a new barge landing in Diablo. The project provides improved visitor access for the Skagit Boat Tour, safer boat fueling facilities, reduced impact of snowfall on boats, consolidated barge landings, and improved dry docks.

Resources	LTD Actuals	2023 Revised	2024	2025	2026	2027	2028	2029	Total
City Light Fund Revenues	4,562	1,541	864	61	-	1	-	-	7,029
<b>Total:</b>	<b>4,562</b>	<b>1,541</b>	<b>864</b>	<b>61</b>	<b>-</b>	<b>1</b>	<b>-</b>	<b>-</b>	<b>7,029</b>
Fund Appropriations / Allocations *	LTD Actuals	2023 Revised	2024	2025	2026	2027	2028	2029	Total
Light Fund	4,562	1,541	864	61	-	1	-	-	7,029
<b>Total:</b>	<b>4,562</b>	<b>1,541</b>	<b>864</b>	<b>61</b>	<b>-</b>	<b>1</b>	<b>-</b>	<b>-</b>	<b>7,029</b>

O&M Impacts: NA

\* Funds are appropriated through the Adopted Budget at the Budget Summary Level. All Amounts shown above are in thousands of dollars

**Skagit - DC Battery System**

<b>Project No:</b>	MC-CL-XS6583	<b>BSL Code:</b>	BC-CL-X
<b>Project Type:</b>	Ongoing	<b>BSL Name:</b>	Power Supply - CIP
<b>Project Category:</b>	Rehabilitation or Restoration	<b>Location:</b>	System Wide
<b>Current Project Stage:</b>	N/A	<b>Council District:</b>	Outside City of Seattle
<b>Start/End Date:</b>	N/A	<b>Neighborhood District:</b>	Not in a Neighborhood District
<b>Total Project Cost:</b>	N/A	<b>Urban Village:</b>	Not in an Urban Village

This project replaces the existing DC battery banks at the Skagit project.

<b>Resources</b>	<b>LTD Actuals</b>	<b>2023 Revised</b>	<b>2024</b>	<b>2025</b>	<b>2026</b>	<b>2027</b>	<b>2028</b>	<b>2029</b>	<b>Total</b>
City Light Fund Revenues	4,422	1	-	-	762	1,390	800	-	7,374
<b>Total:</b>	<b>4,422</b>	<b>1</b>	<b>-</b>	<b>-</b>	<b>762</b>	<b>1,390</b>	<b>800</b>	<b>-</b>	<b>7,374</b>
<b>Fund Appropriations / Allocations *</b>	<b>LTD Actuals</b>	<b>2023 Revised</b>	<b>2024</b>	<b>2025</b>	<b>2026</b>	<b>2027</b>	<b>2028</b>	<b>2029</b>	<b>Total</b>
Light Fund	4,422	1	-	-	762	1,390	800	-	7,374
<b>Total:</b>	<b>4,422</b>	<b>1</b>	<b>-</b>	<b>-</b>	<b>762</b>	<b>1,390</b>	<b>800</b>	<b>-</b>	<b>7,374</b>

O&M Impacts: NA

\* Funds are appropriated through the Adopted Budget at the Budget Summary Level. All Amounts shown above are in thousands of dollars

**Skagit - Relicensing**

<b>Project No:</b>	MC-CL-XS6986	<b>BSL Code:</b>	BC-CL-X
<b>Project Type:</b>	Ongoing	<b>BSL Name:</b>	Power Supply - CIP
<b>Project Category:</b>	New Investment	<b>Location:</b>	Newhalem Creek Rd, Marblemount, WA 98267
<b>Current Project Stage:</b>	N/A	<b>Council District:</b>	Outside City of Seattle
<b>Start/End Date:</b>	N/A	<b>Neighborhood District:</b>	Outside City of Seattle
<b>Total Project Cost:</b>	N/A	<b>Urban Village:</b>	Outside City of Seattle

This ongoing project provides support of the relicensing activities for the Skagit River Hydroelectric Project including support of staff, environmental studies, documentation, and consultation needed to submit an application to relicense the project. Relicensing work will begin in 2019. The current Federal Energy Regulatory Commission (FERC) license for the Skagit Project expires in 2025, and the license application is due for submission to FERC in May 2023.

<b>Resources</b>	<b>LTD Actuals</b>	<b>2023 Revised</b>	<b>2024</b>	<b>2025</b>	<b>2026</b>	<b>2027</b>	<b>2028</b>	<b>2029</b>	<b>Total</b>
City Light Fund Revenues	55,034	25,653	3,590	3,591	1,089	-	-	-	88,957
<b>Total:</b>	<b>55,034</b>	<b>25,653</b>	<b>3,590</b>	<b>3,591</b>	<b>1,089</b>	<b>-</b>	<b>-</b>	<b>-</b>	<b>88,957</b>
<b>Fund Appropriations / Allocations *</b>	<b>LTD Actuals</b>	<b>2023 Revised</b>	<b>2024</b>	<b>2025</b>	<b>2026</b>	<b>2027</b>	<b>2028</b>	<b>2029</b>	<b>Total</b>
Light Fund	55,034	25,653	3,590	3,591	1,089	-	-	-	88,957
<b>Total:</b>	<b>55,034</b>	<b>25,653</b>	<b>3,590</b>	<b>3,591</b>	<b>1,089</b>	<b>-</b>	<b>-</b>	<b>-</b>	<b>88,957</b>

O&M Impacts: NA

\* Funds are appropriated through the Adopted Budget at the Budget Summary Level. All Amounts shown above are in thousands of dollars

### Skagit Facilities Plan

<b>Project No:</b>	MC-CL-XS6520	<b>BSL Code:</b>	BC-CL-X
<b>Project Type:</b>	Ongoing	<b>BSL Name:</b>	Power Supply - CIP
<b>Project Category:</b>	Rehabilitation or Restoration	<b>Location:</b>	Newhalem Creek Rd, Marblemount, WA 98267
<b>Current Project Stage:</b>	N/A	<b>Council District:</b>	Outside City of Seattle
<b>Start/End Date:</b>	N/A	<b>Neighborhood District:</b>	Outside City of Seattle
<b>Total Project Cost:</b>	N/A	<b>Urban Village:</b>	Outside City of Seattle

This project implements a comprehensive facility plan to optimize buildings and structures at two Skagit town sites. The project preserves essential facilities that support SCL's power production needs, and retains important civic, cultural, and historic features in keeping with the historic preservation requirements of the Skagit FERC Licensing agreement. The project will reduce operational costs by dismantling and removing surplus facilities that require significant on-going maintenance.

Resources	LTD Actuals	2023 Revised	2024	2025	2026	2027	2028	2029	Total
City Light Fund Revenues	6,192	5,141	5,108	-	-	-	-	-	16,441
<b>Total:</b>	<b>6,192</b>	<b>5,141</b>	<b>5,108</b>	<b>-</b>	<b>-</b>	<b>-</b>	<b>-</b>	<b>-</b>	<b>16,441</b>
Fund Appropriations / Allocations *	LTD Actuals	2023 Revised	2024	2025	2026	2027	2028	2029	Total
Light Fund	6,192	5,141	5,108	-	-	-	-	-	16,441
<b>Total:</b>	<b>6,192</b>	<b>5,141</b>	<b>5,108</b>	<b>-</b>	<b>-</b>	<b>-</b>	<b>-</b>	<b>-</b>	<b>16,441</b>

O&M Impacts: NA

\* Funds are appropriated through the Adopted Budget at the Budget Summary Level. All Amounts shown above are in thousands of dollars

### Skagit Facilities Plan Phase 2

<b>Project No:</b>	MC-CL-XS6521	<b>BSL Code:</b>	BC-CL-X
<b>Project Type:</b>	Ongoing	<b>BSL Name:</b>	Power Supply - CIP
<b>Project Category:</b>	Rehabilitation or Restoration	<b>Location:</b>	System Wide
<b>Current Project Stage:</b>	N/A	<b>Council District:</b>	Outside City of Seattle
<b>Start/End Date:</b>	N/A	<b>Neighborhood District:</b>	Not in a Neighborhood District
<b>Total Project Cost:</b>	N/A	<b>Urban Village:</b>	Not in an Urban Village

This project upgrades and replaces several facilities that support power generation at the Skagit including a new security office, employee housing, upgraded maintenance shops and emergency facilities.

<b>Resources</b>	<b>LTD Actuals</b>	<b>2023 Revised</b>	<b>2024</b>	<b>2025</b>	<b>2026</b>	<b>2027</b>	<b>2028</b>	<b>2029</b>	<b>Total</b>
City Light Fund Revenues	173	46	100	100	100	100	2,008	100	2,728
<b>Total:</b>	<b>173</b>	<b>46</b>	<b>100</b>	<b>100</b>	<b>100</b>	<b>100</b>	<b>2,008</b>	<b>100</b>	<b>2,728</b>
<b>Fund Appropriations / Allocations *</b>	<b>LTD Actuals</b>	<b>2023 Revised</b>	<b>2024</b>	<b>2025</b>	<b>2026</b>	<b>2027</b>	<b>2028</b>	<b>2029</b>	<b>Total</b>
Light Fund	173	46	100	100	100	100	2,008	100	2,728
<b>Total:</b>	<b>173</b>	<b>46</b>	<b>100</b>	<b>100</b>	<b>100</b>	<b>100</b>	<b>2,008</b>	<b>100</b>	<b>2,728</b>

O&M Impacts: NA

\* Funds are appropriated through the Adopted Budget at the Budget Summary Level. All Amounts shown above are in thousands of dollars



### Skagit Facility - Minor Improvements Program

<b>Project No:</b>	MC-CL-XS6405	<b>BSL Code:</b>	BC-CL-X
<b>Project Type:</b>	Ongoing	<b>BSL Name:</b>	Power Supply - CIP
<b>Project Category:</b>	Rehabilitation or Restoration	<b>Location:</b>	500 Newhalem Creek Rd, Marblemount, WA 98267
<b>Current Project Stage:</b>	N/A	<b>Council District:</b>	Outside City of Seattle
<b>Start/End Date:</b>	N/A	<b>Neighborhood District:</b>	Not in a Neighborhood District
<b>Total Project Cost:</b>	N/A	<b>Urban Village:</b>	Not in an Urban Village

This ongoing project funds emergent capital projects related to all Skagit Facilities, which are by definition, unforeseeable, unscheduled, unpredictable, and occur on a first-come, first serve basis, and smaller scheduled projects.

Resources	LTD Actuals	2023 Revised	2024	2025	2026	2027	2028	2029	Total
City Light Fund Revenues	47,569	19,540	7,586	6,104	2,183	6,900	8,982	7,512	106,376
<b>Total:</b>	<b>47,569</b>	<b>19,540</b>	<b>7,586</b>	<b>6,104</b>	<b>2,183</b>	<b>6,900</b>	<b>8,982</b>	<b>7,512</b>	<b>106,376</b>
Fund Appropriations / Allocations *	LTD Actuals	2023 Revised	2024	2025	2026	2027	2028	2029	Total
Light Fund	47,569	19,540	7,586	6,104	2,183	6,900	8,982	7,512	106,376
<b>Total:</b>	<b>47,569</b>	<b>19,540</b>	<b>7,586</b>	<b>6,104</b>	<b>2,183</b>	<b>6,900</b>	<b>8,982</b>	<b>7,512</b>	<b>106,376</b>

O&M Impacts: NA

\* Funds are appropriated through the Adopted Budget at the Budget Summary Level. All Amounts shown above are in thousands of dollars

### Skagit Facility Conservation

<b>Project No:</b>	MC-CL-XS6515	<b>BSL Code:</b>	BC-CL-X
<b>Project Type:</b>	Ongoing	<b>BSL Name:</b>	Power Supply - CIP
<b>Project Category:</b>	Rehabilitation or Restoration	<b>Location:</b>	Newhalem Creek Rd, Marblemount WA 98267
<b>Current Project Stage:</b>	N/A	<b>Council District:</b>	Outside City of Seattle
<b>Start/End Date:</b>	N/A	<b>Neighborhood District:</b>	Outside City of Seattle
<b>Total Project Cost:</b>	N/A	<b>Urban Village:</b>	Not in an Urban Village

This project provides funding for structural improvements to existing facilities at Skagit, both residential and commercial. It replaces lights, windows, and HVAC systems, insulates buildings, and performs related work. The project dramatically reduces the amount of energy expended to keep structures warm or cool depending upon the season.

Resources	LTD Actuals	2023 Revised	2024	2025	2026	2027	2028	2029	Total
City Light Fund Revenues	771	117	-	-	1,403	45	-	-	2,337
<b>Total:</b>	<b>771</b>	<b>117</b>	<b>-</b>	<b>-</b>	<b>1,403</b>	<b>45</b>	<b>-</b>	<b>-</b>	<b>2,337</b>
Fund Appropriations / Allocations *	LTD Actuals	2023 Revised	2024	2025	2026	2027	2028	2029	Total
Light Fund	771	117	-	-	1,403	45	-	-	2,337
<b>Total:</b>	<b>771</b>	<b>117</b>	<b>-</b>	<b>-</b>	<b>1,403</b>	<b>45</b>	<b>-</b>	<b>-</b>	<b>2,337</b>

O&M Impacts: NA

\* Funds are appropriated through the Adopted Budget at the Budget Summary Level. All Amounts shown above are in thousands of dollars

### Skagit License 1995

<b>Project No:</b>	MC-CL-WC3125	<b>BSL Code:</b>	BC-CL-W
<b>Project Type:</b>	Ongoing	<b>BSL Name:</b>	Conservation & Environmental - CIP
<b>Project Category:</b>	Improved Facility	<b>Location:</b>	
<b>Current Project Stage:</b>	N/A	<b>Council District:</b>	Outside City of Seattle
<b>Start/End Date:</b>	N/A	<b>Neighborhood District:</b>	Outside City of Seattle
<b>Total Project Cost:</b>	N/A	<b>Urban Village:</b>	Outside City of Seattle

This project funds the License Settlement Agreement for the 1995 Skagit License including activities such as fisheries, wildlife, North Cascades Environmental Learning Center, Recreation, Skagit ROW Veg Mgmt., Erosion, Plant Propagation, Historic Properties, Archaeological MOAs, Powerhouse NPDES, Aesthetics Agreement and Visual Quality, and Salmon Studies.

<b>Resources</b>	<b>LTD Actuals</b>	<b>2023 Revised</b>	<b>2024</b>	<b>2025</b>	<b>2026</b>	<b>2027</b>	<b>2028</b>	<b>2029</b>	<b>Total</b>
City Light Fund Revenues	1,009	5,717	2,500	2,500	2,000	2,000	2,000	2,000	19,726
<b>Total:</b>	<b>1,009</b>	<b>5,717</b>	<b>2,500</b>	<b>2,500</b>	<b>2,000</b>	<b>2,000</b>	<b>2,000</b>	<b>2,000</b>	<b>19,726</b>
<b>Fund Appropriations / Allocations *</b>	<b>LTD Actuals</b>	<b>2023 Revised</b>	<b>2024</b>	<b>2025</b>	<b>2026</b>	<b>2027</b>	<b>2028</b>	<b>2029</b>	<b>Total</b>
Light Fund	1,009	5,717	2,500	2,500	2,000	2,000	2,000	2,000	19,726
<b>Total:</b>	<b>1,009</b>	<b>5,717</b>	<b>2,500</b>	<b>2,500</b>	<b>2,000</b>	<b>2,000</b>	<b>2,000</b>	<b>2,000</b>	<b>19,726</b>

O&M Impacts:

\* Funds are appropriated through the Adopted Budget at the Budget Summary Level. All Amounts shown above are in thousands of dollars

### Skagit Licensing Mitigation

<b>Project No:</b>	MC-CL-XS6991	<b>BSL Code:</b>	BC-CL-X
<b>Project Type:</b>	Ongoing	<b>BSL Name:</b>	Power Supply - CIP
<b>Project Category:</b>	Rehabilitation or Restoration	<b>Location:</b>	500 Newhalem Creek Rd
<b>Current Project Stage:</b>	N/A	<b>Council District:</b>	Outside City of Seattle
<b>Start/End Date:</b>	N/A	<b>Neighborhood District:</b>	Not in a Neighborhood District
<b>Total Project Cost:</b>	N/A	<b>Urban Village:</b>	Not in an Urban Village

This ongoing project enhances and protects wildlife habitat on utility owned land in the Upper Skagit River and South Fork Nooksack River valleys to meet the obligations outlined in City Light's 1995 Skagit license. It includes land acquisition, restoration, and management.

Resources	LTD Actuals	2023 Revised	2024	2025	2026	2027	2028	2029	Total
City Light Fund Revenues	4,306	524	131	64	62	59	-	-	5,145
<b>Total:</b>	<b>4,306</b>	<b>524</b>	<b>131</b>	<b>64</b>	<b>62</b>	<b>59</b>	<b>-</b>	<b>-</b>	<b>5,145</b>
Fund Appropriations / Allocations *	LTD Actuals	2023 Revised	2024	2025	2026	2027	2028	2029	Total
Light Fund	4,306	524	131	64	62	59	-	-	5,145
<b>Total:</b>	<b>4,306</b>	<b>524</b>	<b>131</b>	<b>64</b>	<b>62</b>	<b>59</b>	<b>-</b>	<b>-</b>	<b>5,145</b>

O&M Impacts: NA

\* Funds are appropriated through the Adopted Budget at the Budget Summary Level. All Amounts shown above are in thousands of dollars

### Skagit Powerhouses - Install Protection Relays

<b>Project No:</b>	MC-CL-XS6415	<b>BSL Code:</b>	BC-CL-X
<b>Project Type:</b>	Ongoing	<b>BSL Name:</b>	Power Supply - CIP
<b>Project Category:</b>	Rehabilitation or Restoration	<b>Location:</b>	500 Newhalem Creek Rd, Marblemount, WA 98267
<b>Current Project Stage:</b>	N/A	<b>Council District:</b>	Outside City of Seattle
<b>Start/End Date:</b>	N/A	<b>Neighborhood District:</b>	Not in a Neighborhood District
<b>Total Project Cost:</b>	N/A	<b>Urban Village:</b>	Not in an Urban Village

This project enhances generating reliability by adding protective relays to generating systems at the Ross, Diablo, and Gorge plants, whose generator protective relays do not meet present IEEE Standards. The project funds the addition of microprocessor relays to the existing system, certain auxiliary protective equipment, and modifies the design of the existing protection system to upgrade functionality. This will limit the potential for damage when surges and faults occur in transmission lines due to lightning strikes, load rejections, and other unexpected events.

Resources	LTD Actuals	2023 Revised	2024	2025	2026	2027	2028	2029	Total
City Light Fund Revenues	9,409	8	-	487	1,590	1,179	15	-	12,686
<b>Total:</b>	<b>9,409</b>	<b>8</b>	<b>-</b>	<b>487</b>	<b>1,590</b>	<b>1,179</b>	<b>15</b>	<b>-</b>	<b>12,686</b>
Fund Appropriations / Allocations *	LTD Actuals	2023 Revised	2024	2025	2026	2027	2028	2029	Total
Light Fund	9,409	8	-	487	1,590	1,179	15	-	12,686
<b>Total:</b>	<b>9,409</b>	<b>8</b>	<b>-</b>	<b>487</b>	<b>1,590</b>	<b>1,179</b>	<b>15</b>	<b>-</b>	<b>12,686</b>

O&M Impacts: NA

\* Funds are appropriated through the Adopted Budget at the Budget Summary Level. All Amounts shown above are in thousands of dollars

**Small Overhead and Underground Services**

<b>Project No:</b>	MC-CL-ZS8367	<b>BSL Code:</b>	BC-CL-Z
<b>Project Type:</b>	Ongoing	<b>BSL Name:</b>	Customer Focused - CIP
<b>Project Category:</b>	New Facility	<b>Location:</b>	System wide
<b>Current Project Stage:</b>	N/A	<b>Council District:</b>	Citywide
<b>Start/End Date:</b>	N/A	<b>Neighborhood District:</b>	Not in a Neighborhood District
<b>Total Project Cost:</b>	N/A	<b>Urban Village:</b>	Not in an Urban Village

This ongoing project provides engineering and installation of radial electric power service connections with small size power requirements of less than 50 KVA and 26 kV. The cost of some of this work is generally reimbursed by the requesting customer.

<b>Resources</b>	<b>LTD Actuals</b>	<b>2023 Revised</b>	<b>2024</b>	<b>2025</b>	<b>2026</b>	<b>2027</b>	<b>2028</b>	<b>2029</b>	<b>Total</b>
City Light Fund Revenues	102,510	11,148	7,839	8,150	8,027	8,129	8,238	11,998	166,040
<b>Total:</b>	<b>102,510</b>	<b>11,148</b>	<b>7,839</b>	<b>8,150</b>	<b>8,027</b>	<b>8,129</b>	<b>8,238</b>	<b>11,998</b>	<b>166,040</b>
<b>Fund Appropriations / Allocations *</b>	<b>LTD Actuals</b>	<b>2023 Revised</b>	<b>2024</b>	<b>2025</b>	<b>2026</b>	<b>2027</b>	<b>2028</b>	<b>2029</b>	<b>Total</b>
Light Fund	102,510	11,148	7,839	8,150	8,027	8,129	8,238	11,998	166,040
<b>Total:</b>	<b>102,510</b>	<b>11,148</b>	<b>7,839</b>	<b>8,150</b>	<b>8,027</b>	<b>8,129</b>	<b>8,238</b>	<b>11,998</b>	<b>166,040</b>

O&M Impacts: NA

\* Funds are appropriated through the Adopted Budget at the Budget Summary Level. All Amounts shown above are in thousands of dollars

**Sound Transit 3 - City Light**

<b>Project No:</b>	MC-CL-ZT8467	<b>BSL Code:</b>	BC-CL-Z
<b>Project Type:</b>	Ongoing	<b>BSL Name:</b>	Customer Focused - CIP
<b>Project Category:</b>	New Facility	<b>Location:</b>	Citywide
<b>Current Project Stage:</b>	N/A	<b>Council District:</b>	Multiple
<b>Start/End Date:</b>	N/A	<b>Neighborhood District:</b>	Not in a Neighborhood District
<b>Total Project Cost:</b>	N/A	<b>Urban Village:</b>	Not in an Urban Village

This project provides the engineering and construction of relocated and/or new Seattle City Light facilities required for two new light rail lines and related transit facilities from downtown Seattle to Ballard and West Seattle, approved in November 2017 as part of the Sound Transit 3 initiative. City Light activities include engineering and construction of electric power feeder relocations and upgrades, power services for the planned light rail lines, and various other tasks. Sound Transit's plans will require City Light work through several future budget cycles.

<b>Resources</b>	<b>LTD Actuals</b>	<b>2023 Revised</b>	<b>2024</b>	<b>2025</b>	<b>2026</b>	<b>2027</b>	<b>2028</b>	<b>2029</b>	<b>Total</b>
City Light Fund Revenues	196	275	458	1,059	1,096	1,093	1,113	-	5,289
<b>Total:</b>	<b>196</b>	<b>275</b>	<b>458</b>	<b>1,059</b>	<b>1,096</b>	<b>1,093</b>	<b>1,113</b>	<b>-</b>	<b>5,289</b>
<b>Fund Appropriations / Allocations *</b>	<b>LTD Actuals</b>	<b>2023 Revised</b>	<b>2024</b>	<b>2025</b>	<b>2026</b>	<b>2027</b>	<b>2028</b>	<b>2029</b>	<b>Total</b>
Light Fund	196	275	458	1,059	1,096	1,093	1,113	-	5,289
<b>Total:</b>	<b>196</b>	<b>275</b>	<b>458</b>	<b>1,059</b>	<b>1,096</b>	<b>1,093</b>	<b>1,113</b>	<b>-</b>	<b>5,289</b>

O&M Impacts: NA

\* Funds are appropriated through the Adopted Budget at the Budget Summary Level. All Amounts shown above are in thousands of dollars

### Sound Transit Lynnwood - City Light

<b>Project No:</b>	MC-CL-ZT8471	<b>BSL Code:</b>	BC-CL-Z
<b>Project Type:</b>	Discrete	<b>BSL Name:</b>	Customer Focused - CIP
<b>Project Category:</b>	Rehabilitation or Restoration	<b>Location:</b>	City Wide
<b>Current Project Stage:</b>	Stage 5 - Construction	<b>Council District:</b>	Outside City of Seattle
<b>Start/End Date:</b>	2015 - 2025	<b>Neighborhood District:</b>	Outside City of Seattle
<b>Total Project Cost:</b>	\$12,310	<b>Urban Village:</b>	Outside City of Seattle

This project supports Sound Transit's Lynnwood Link, which will extend from the Northgate Transit Center at 5th Ave NE & NE 100th Street to our service area boundary at NE 200th Street, near the I-5 Right of Way. This project will include 100 blocks of relocations, a significant fraction of which will convert lines from overhead to underground. The project will install two feeders for each of the light rail line's traction power stations and upgrade the radial system's capacity where needed to serve the new load. The low and medium power service connections for the line's stations will be handled through the existing service projects.

<b>Resources</b>	<b>LTD Actuals</b>	<b>2023 Revised</b>	<b>2024</b>	<b>2025</b>	<b>2026</b>	<b>2027</b>	<b>2028</b>	<b>2029</b>	<b>Total</b>
City Light Fund Revenues	10,489	1,673	144	3	-	-	-	-	12,310
<b>Total:</b>	<b>10,489</b>	<b>1,673</b>	<b>144</b>	<b>3</b>	<b>-</b>	<b>-</b>	<b>-</b>	<b>-</b>	<b>12,310</b>
<b>Fund Appropriations / Allocations *</b>	<b>LTD Actuals</b>	<b>2023 Revised</b>	<b>2024</b>	<b>2025</b>	<b>2026</b>	<b>2027</b>	<b>2028</b>	<b>2029</b>	<b>Total</b>
Light Fund	10,489	1,673	144	3	-	-	-	-	12,310
<b>Total:</b>	<b>10,489</b>	<b>1,673</b>	<b>144</b>	<b>3</b>	<b>-</b>	<b>-</b>	<b>-</b>	<b>-</b>	<b>12,310</b>

O&M Impacts: NA

\* Funds are appropriated through the Adopted Budget at the Budget Summary Level. All Amounts shown above are in thousands of dollars



**Special Work Equipment - Generation Plant**

<b>Project No:</b>	MC-CL-XP6102	<b>BSL Code:</b>	BC-CL-X
<b>Project Type:</b>	Ongoing	<b>BSL Name:</b>	Power Supply - CIP
<b>Project Category:</b>	Rehabilitation or Restoration	<b>Location:</b>	Outside City of Seattle
<b>Current Project Stage:</b>	N/A	<b>Council District:</b>	Outside City of Seattle
<b>Start/End Date:</b>	N/A	<b>Neighborhood District:</b>	Not in a Neighborhood District
<b>Total Project Cost:</b>	N/A	<b>Urban Village:</b>	Not in an Urban Village

This ongoing project funds the purchase of machinery and tools, and special work equipment to be used for operations activities at all the utility's generating sites, to ensure timely and efficient maintenance of generation facilities. Purchases are based on a five-year plan to ensure updates for technological improvements.

<b>Resources</b>	<b>LTD Actuals</b>	<b>2023 Revised</b>	<b>2024</b>	<b>2025</b>	<b>2026</b>	<b>2027</b>	<b>2028</b>	<b>2029</b>	<b>Total</b>
City Light Fund Revenues	9,546	134	-	-	-	-	-	-	9,681
<b>Total:</b>	<b>9,546</b>	<b>134</b>	<b>-</b>	<b>-</b>	<b>-</b>	<b>-</b>	<b>-</b>	<b>-</b>	<b>9,681</b>
<b>Fund Appropriations / Allocations *</b>	<b>LTD Actuals</b>	<b>2023 Revised</b>	<b>2024</b>	<b>2025</b>	<b>2026</b>	<b>2027</b>	<b>2028</b>	<b>2029</b>	<b>Total</b>
Light Fund	9,546	134	-	-	-	-	-	-	9,681
<b>Total:</b>	<b>9,546</b>	<b>134</b>	<b>-</b>	<b>-</b>	<b>-</b>	<b>-</b>	<b>-</b>	<b>-</b>	<b>9,681</b>

O&M Impacts: NA

\* Funds are appropriated through the Adopted Budget at the Budget Summary Level. All Amounts shown above are in thousands of dollars

**Special Work Equipment - Other Plant**

<b>Project No:</b>	MC-CL-YD9102	<b>BSL Code:</b>	BC-CL-Y
<b>Project Type:</b>	Ongoing	<b>BSL Name:</b>	Transmission and Distribution - CIP
<b>Project Category:</b>	Rehabilitation or Restoration	<b>Location:</b>	System wide
<b>Current Project Stage:</b>	N/A	<b>Council District:</b>	Citywide
<b>Start/End Date:</b>	N/A	<b>Neighborhood District:</b>	Not in a Neighborhood District
<b>Total Project Cost:</b>	N/A	<b>Urban Village:</b>	Not in an Urban Village

This ongoing project provides new tools and work equipment to replace old or broken tools for all individual City Light units, except those required at the generation plants or substations, which have their own capital projects for special work equipment. The project ensures that field crews and other employees can accomplish their work assignments. The project supports the Department's goals of safety, productivity and employee morale.

<b>Resources</b>	<b>LTD Actuals</b>	<b>2023 Revised</b>	<b>2024</b>	<b>2025</b>	<b>2026</b>	<b>2027</b>	<b>2028</b>	<b>2029</b>	<b>Total</b>
City Light Fund Revenues	11,531	1,153	794	795	796	821	800	800	17,490
<b>Total:</b>	<b>11,531</b>	<b>1,153</b>	<b>794</b>	<b>795</b>	<b>796</b>	<b>821</b>	<b>800</b>	<b>800</b>	<b>17,490</b>
<b>Fund Appropriations / Allocations *</b>	<b>LTD Actuals</b>	<b>2023 Revised</b>	<b>2024</b>	<b>2025</b>	<b>2026</b>	<b>2027</b>	<b>2028</b>	<b>2029</b>	<b>Total</b>
Light Fund	11,531	1,153	794	795	796	821	800	800	17,490
<b>Total:</b>	<b>11,531</b>	<b>1,153</b>	<b>794</b>	<b>795</b>	<b>796</b>	<b>821</b>	<b>800</b>	<b>800</b>	<b>17,490</b>

O&M Impacts: NA

\* Funds are appropriated through the Adopted Budget at the Budget Summary Level. All Amounts shown above are in thousands of dollars

**Special Work Equipment - Shops**

<b>Project No:</b>	MC-CL-XF8389	<b>BSL Code:</b>	BC-CL-X
<b>Project Type:</b>	Ongoing	<b>BSL Name:</b>	Power Supply - CIP
<b>Project Category:</b>	Rehabilitation or Restoration	<b>Location:</b>	System wide
<b>Current Project Stage:</b>	N/A	<b>Council District:</b>	Citywide
<b>Start/End Date:</b>	N/A	<b>Neighborhood District:</b>	Not in a Neighborhood District
<b>Total Project Cost:</b>	N/A	<b>Urban Village:</b>	Not in an Urban Village

This ongoing project provides new tools and work equipment to replace outdated equipment and testing software that is no longer supported. The project updates technical systems to current standards and provides the tools to ensure that City Light transformers are safe and will last up to and beyond the average life span for this equipment.

<b>Resources</b>	<b>LTD Actuals</b>	<b>2023 Revised</b>	<b>2024</b>	<b>2025</b>	<b>2026</b>	<b>2027</b>	<b>2028</b>	<b>2029</b>	<b>Total</b>
City Light Fund Revenues	2,187	587	325	334	341	342	340	345	4,801
<b>Total:</b>	<b>2,187</b>	<b>587</b>	<b>325</b>	<b>334</b>	<b>341</b>	<b>342</b>	<b>340</b>	<b>345</b>	<b>4,801</b>
<b>Fund Appropriations / Allocations *</b>	<b>LTD Actuals</b>	<b>2023 Revised</b>	<b>2024</b>	<b>2025</b>	<b>2026</b>	<b>2027</b>	<b>2028</b>	<b>2029</b>	<b>Total</b>
Light Fund	2,187	587	325	334	341	342	340	345	4,801
<b>Total:</b>	<b>2,187</b>	<b>587</b>	<b>325</b>	<b>334</b>	<b>341</b>	<b>342</b>	<b>340</b>	<b>345</b>	<b>4,801</b>

O&M Impacts: NA

\* Funds are appropriated through the Adopted Budget at the Budget Summary Level. All Amounts shown above are in thousands of dollars

### State Route 520 Bridge Relocations

<b>Project No:</b>	MC-CL-ZT8435	<b>BSL Code:</b>	BC-CL-Z
<b>Project Type:</b>	Discrete	<b>BSL Name:</b>	Customer Focused - CIP
<b>Project Category:</b>	Rehabilitation or Restoration	<b>Location:</b>	SR 520 / Lake Washington
<b>Current Project Stage:</b>	Stage 5 - Construction	<b>Council District:</b>	Citywide
<b>Start/End Date:</b>	2017 - 2029	<b>Neighborhood District:</b>	Not in a Neighborhood District
<b>Total Project Cost:</b>	\$4,527	<b>Urban Village:</b>	Not in an Urban Village

This project provides relocation and installation of power service infrastructure, such as feeder extensions, to support WSDOT's replacement of the State Route 520 Bridge from Montlake to I-5. This project is projected to be fully reimbursable by WSDOT.

Resources	LTD Actuals	2023 Revised	2024	2025	2026	2027	2028	2029	Total
City Light Fund Revenues	1,674	2,054	-	155	157	160	162	165	4,527
<b>Total:</b>	<b>1,674</b>	<b>2,054</b>	<b>-</b>	<b>155</b>	<b>157</b>	<b>160</b>	<b>162</b>	<b>165</b>	<b>4,527</b>
Fund Appropriations / Allocations *	LTD Actuals	2023 Revised	2024	2025	2026	2027	2028	2029	Total
Light Fund	1,674	2,054	-	155	157	160	162	165	4,527
<b>Total:</b>	<b>1,674</b>	<b>2,054</b>	<b>-</b>	<b>155</b>	<b>157</b>	<b>160</b>	<b>162</b>	<b>165</b>	<b>4,527</b>

O&M Impacts: NA

*\* Funds are appropriated through the Adopted Budget at the Budget Summary Level. All Amounts shown above are in thousands of dollars*

### Stormwater Compliance

<b>Project No:</b>	MC-CL-YD9236	<b>BSL Code:</b>	BC-CL-Y
<b>Project Type:</b>	Ongoing	<b>BSL Name:</b>	Transmission and Distribution - CIP
<b>Project Category:</b>	Rehabilitation or Restoration	<b>Location:</b>	City Wide
<b>Current Project Stage:</b>	N/A	<b>Council District:</b>	
<b>Start/End Date:</b>	N/A	<b>Neighborhood District:</b>	Multiple
<b>Total Project Cost:</b>	N/A	<b>Urban Village:</b>	Multiple

This ongoing project funds the installation of lighted canopies and the associated drainage improvements that are necessary to bring City Light into compliance with the current rules and regulations. As a result of a City wide storm water audit and several surprise inspections from the Department of Ecology, it was discovered that there are several areas where measures are needed to bring City Light's storm water protection program into compliance. Some of our facilities drain directly to Superfund sites and the successful implementation of a compliant storm water system not only reduces our liability in the short term, but it has a direct impact on the amount of funding we may be ordered to provide for the cleanup of current and future Superfund sites. Currently, City Light stores raw materials (gravel, cold mix, backfill material, vegetative matter), salvage material (wire, metal products, electronics, transformers, poles) and warehouse materials (timbers, unfinished metal, galvanized poles) outside, where product can leach into the drainage systems.

Resources	LTD Actuals	2023 Revised	2024	2025	2026	2027	2028	2029	Total
City Light Fund Revenues	704	152	-	-	-	-	-	-	856
<b>Total:</b>	<b>704</b>	<b>152</b>	<b>-</b>	<b>-</b>	<b>-</b>	<b>-</b>	<b>-</b>	<b>-</b>	<b>856</b>
Fund Appropriations / Allocations *	LTD Actuals	2023 Revised	2024	2025	2026	2027	2028	2029	Total
Light Fund	704	152	-	-	-	-	-	-	856
<b>Total:</b>	<b>704</b>	<b>152</b>	<b>-</b>	<b>-</b>	<b>-</b>	<b>-</b>	<b>-</b>	<b>-</b>	<b>856</b>

O&M Impacts: NA

\* Funds are appropriated through the Adopted Budget at the Budget Summary Level. All Amounts shown above are in thousands of dollars

### Streetlight LED Conversion Program

<b>Project No:</b>	MC-CL-ZL8441	<b>BSL Code:</b>	BC-CL-Z
<b>Project Type:</b>	Ongoing	<b>BSL Name:</b>	Customer Focused - CIP
<b>Project Category:</b>	Rehabilitation or Restoration	<b>Location:</b>	Citywide
<b>Current Project Stage:</b>	N/A	<b>Council District:</b>	Multiple
<b>Start/End Date:</b>	N/A	<b>Neighborhood District:</b>	Multiple
<b>Total Project Cost:</b>	N/A	<b>Urban Village:</b>	Multiple

This ongoing project is the second-generation replacement of LED luminaires and will be deployed with a controls system to replace all cobrahead streetlights. The project is expected to achieve an additional 20% annual energy savings and prevent 2,720 metric tons of carbon from being released into the atmosphere. Included in this project will be a color temperature reduction to 3000K to improve customer reports of discomfort glare. This project continues the work originally chartered in 2009 to upgrade all City-owned streetlights to LED, which achieved an estimated annual 40% energy savings and avoided 5,446 metric tons of carbon released into the atmosphere. Since then, the LED industry has matured, and the original fixtures are no longer a benchmark of efficiency and are nearing the end of life.

Resources	LTD Actuals	2023 Revised	2024	2025	2026	2027	2028	2029	Total
City Light Fund Revenues	45,407	6,298	2,250	3,250	5,825	3,000	3,247	4,371	73,648
<b>Total:</b>	<b>45,407</b>	<b>6,298</b>	<b>2,250</b>	<b>3,250</b>	<b>5,825</b>	<b>3,000</b>	<b>3,247</b>	<b>4,371</b>	<b>73,648</b>
Fund Appropriations / Allocations *	LTD Actuals	2023 Revised	2024	2025	2026	2027	2028	2029	Total
Light Fund	45,407	6,298	2,250	3,250	5,825	3,000	3,247	4,371	73,648
<b>Total:</b>	<b>45,407</b>	<b>6,298</b>	<b>2,250</b>	<b>3,250</b>	<b>5,825</b>	<b>3,000</b>	<b>3,247</b>	<b>4,371</b>	<b>73,648</b>

O&M Impacts: NA

\* Funds are appropriated through the Adopted Budget at the Budget Summary Level. All Amounts shown above are in thousands of dollars

**Streetlights: Arterial, Residential and Floodlights**

<b>Project No:</b>	MC-CL-ZL8378	<b>BSL Code:</b>	BC-CL-Z
<b>Project Type:</b>	Ongoing	<b>BSL Name:</b>	Customer Focused - CIP
<b>Project Category:</b>	Rehabilitation or Restoration	<b>Location:</b>	System wide
<b>Current Project Stage:</b>	N/A	<b>Council District:</b>	Citywide
<b>Start/End Date:</b>	N/A	<b>Neighborhood District:</b>	Not in a Neighborhood District
<b>Total Project Cost:</b>	N/A	<b>Urban Village:</b>	Not in an Urban Village

This ongoing project funds streetlights and floodlights requested by various taxing jurisdictions and other customers. Lights may be provided in public right of way and on private property, for either public or private benefit.

<b>Resources</b>	<b>LTD Actuals</b>	<b>2023 Revised</b>	<b>2024</b>	<b>2025</b>	<b>2026</b>	<b>2027</b>	<b>2028</b>	<b>2029</b>	<b>Total</b>
City Light Fund Revenues	49,562	10,411	7,197	9,584	10,945	15,263	10,123	3,400	116,485
<b>Total:</b>	<b>49,562</b>	<b>10,411</b>	<b>7,197</b>	<b>9,584</b>	<b>10,945</b>	<b>15,263</b>	<b>10,123</b>	<b>3,400</b>	<b>116,485</b>
<b>Fund Appropriations / Allocations *</b>	<b>LTD Actuals</b>	<b>2023 Revised</b>	<b>2024</b>	<b>2025</b>	<b>2026</b>	<b>2027</b>	<b>2028</b>	<b>2029</b>	<b>Total</b>
General Fund	-	160	-	-	-	-	-	-	160
Light Fund	49,562	10,251	7,197	9,584	10,945	15,263	10,123	3,400	116,325
<b>Total:</b>	<b>49,562</b>	<b>10,411</b>	<b>7,197</b>	<b>9,584</b>	<b>10,945</b>	<b>15,263</b>	<b>10,123</b>	<b>3,400</b>	<b>116,485</b>

O&M Impacts: NA

\* Funds are appropriated through the Adopted Budget at the Budget Summary Level. All Amounts shown above are in thousands of dollars

**Substation Automation**

<b>Project No:</b>	MC-CL-YS8424	<b>BSL Code:</b>	BC-CL-Y
<b>Project Type:</b>	Ongoing	<b>BSL Name:</b>	Transmission and Distribution - CIP
<b>Project Category:</b>	Rehabilitation or Restoration	<b>Location:</b>	System wide
<b>Current Project Stage:</b>	N/A	<b>Council District:</b>	Citywide
<b>Start/End Date:</b>	N/A	<b>Neighborhood District:</b>	Not in a Neighborhood District
<b>Total Project Cost:</b>	N/A	<b>Urban Village:</b>	Not in an Urban Village

This ongoing project replaces and upgrades substation automation systems, including Remote Terminal Units (RTU) and annunciators, in each of City Light's fourteen substations, and upgrades equipment at two substations annually. The project reduces the likelihood and length of system outages due to failure as the current equipment is wearing out and cannot be replaced in kind because the equipment is no longer manufactured. The project also enhances energy efficiency, and reduces the probability of fines from appropriate governing bodies if loss of a substation, due to equipment failure, causes instability of the western interconnection grid and/or loss of load.

<b>Resources</b>	<b>LTD Actuals</b>	<b>2023 Revised</b>	<b>2024</b>	<b>2025</b>	<b>2026</b>	<b>2027</b>	<b>2028</b>	<b>2029</b>	<b>Total</b>
City Light Fund Revenues	10,047	1,274	1,270	1,314	1,339	1,373	1,402	1,491	19,509
<b>Total:</b>	<b>10,047</b>	<b>1,274</b>	<b>1,270</b>	<b>1,314</b>	<b>1,339</b>	<b>1,373</b>	<b>1,402</b>	<b>1,491</b>	<b>19,509</b>
<b>Fund Appropriations / Allocations *</b>	<b>LTD Actuals</b>	<b>2023 Revised</b>	<b>2024</b>	<b>2025</b>	<b>2026</b>	<b>2027</b>	<b>2028</b>	<b>2029</b>	<b>Total</b>
Light Fund	10,047	1,274	1,270	1,314	1,339	1,373	1,402	1,491	19,509
<b>Total:</b>	<b>10,047</b>	<b>1,274</b>	<b>1,270</b>	<b>1,314</b>	<b>1,339</b>	<b>1,373</b>	<b>1,402</b>	<b>1,491</b>	<b>19,509</b>

O&M Impacts: NA

\* Funds are appropriated through the Adopted Budget at the Budget Summary Level. All Amounts shown above are in thousands of dollars



### Substation Breaker Replacements and Reliability Additions

<b>Project No:</b>	MC-CL-YS7779	<b>BSL Code:</b>	BC-CL-Y
<b>Project Type:</b>	Ongoing	<b>BSL Name:</b>	Transmission and Distribution - CIP
<b>Project Category:</b>	Rehabilitation or Restoration	<b>Location:</b>	System wide
<b>Current Project Stage:</b>	N/A	<b>Council District:</b>	Citywide
<b>Start/End Date:</b>	N/A	<b>Neighborhood District:</b>	Not in a Neighborhood District
<b>Total Project Cost:</b>	N/A	<b>Urban Village:</b>	Not in an Urban Village

This ongoing project provides the review of City Light's inventory of approximately 400 transmission and distribution voltage circuit breakers. It determines which have the greatest wear, gas or oil leaks, maintenance cost, and service stress. It replaces those circuit breakers with the priority given to those with the highest risk of failure.

Resources	LTD Actuals	2023 Revised	2024	2025	2026	2027	2028	2029	Total
City Light Fund Revenues	60,845	7,096	5,656	5,942	4,963	6,587	7,462	9,845	108,395
<b>Total:</b>	<b>60,845</b>	<b>7,096</b>	<b>5,656</b>	<b>5,942</b>	<b>4,963</b>	<b>6,587</b>	<b>7,462</b>	<b>9,845</b>	<b>108,395</b>
Fund Appropriations / Allocations *	LTD Actuals	2023 Revised	2024	2025	2026	2027	2028	2029	Total
Light Fund	60,845	7,096	5,656	5,942	4,963	6,587	7,462	9,845	108,395
<b>Total:</b>	<b>60,845</b>	<b>7,096</b>	<b>5,656</b>	<b>5,942</b>	<b>4,963</b>	<b>6,587</b>	<b>7,462</b>	<b>9,845</b>	<b>108,395</b>

O&M Impacts: NA

\* Funds are appropriated through the Adopted Budget at the Budget Summary Level. All Amounts shown above are in thousands of dollars

### Substation Capacity Additions

<b>Project No:</b>	MC-CL-YS7751	<b>BSL Code:</b>	BC-CL-Y
<b>Project Type:</b>	Ongoing	<b>BSL Name:</b>	Transmission and Distribution - CIP
<b>Project Category:</b>	New Facility	<b>Location:</b>	System wide
<b>Current Project Stage:</b>	N/A	<b>Council District:</b>	Citywide
<b>Start/End Date:</b>	N/A	<b>Neighborhood District:</b>	Not in a Neighborhood District
<b>Total Project Cost:</b>	N/A	<b>Urban Village:</b>	Not in an Urban Village

This ongoing project adds new infrastructure to existing substations and systems, adds capacity to existing substations to meet increasing load demands, and enhances safety, reliability, and efficiency in the transmission of power from the substations to the distribution system.

Resources	LTD Actuals	2023 Revised	2024	2025	2026	2027	2028	2029	Total
City Light Fund Revenues	16,783	1,775	2,239	1,824	1,868	1,721	2,561	2,587	31,359
<b>Total:</b>	<b>16,783</b>	<b>1,775</b>	<b>2,239</b>	<b>1,824</b>	<b>1,868</b>	<b>1,721</b>	<b>2,561</b>	<b>2,587</b>	<b>31,359</b>
Fund Appropriations / Allocations *	LTD Actuals	2023 Revised	2024	2025	2026	2027	2028	2029	Total
Light Fund	16,783	1,775	2,239	1,824	1,868	1,721	2,561	2,587	31,359
<b>Total:</b>	<b>16,783</b>	<b>1,775</b>	<b>2,239</b>	<b>1,824</b>	<b>1,868</b>	<b>1,721</b>	<b>2,561</b>	<b>2,587</b>	<b>31,359</b>

O&M Impacts: NA

\* Funds are appropriated through the Adopted Budget at the Budget Summary Level. All Amounts shown above are in thousands of dollars

### Substation Comprehensive Improvements

<b>Project No:</b>	MC-CL-XF9161	<b>BSL Code:</b>	BC-CL-X
<b>Project Type:</b>	Ongoing	<b>BSL Name:</b>	Power Supply - CIP
<b>Project Category:</b>	Improved Facility	<b>Location:</b>	System wide
<b>Current Project Stage:</b>	N/A	<b>Council District:</b>	Citywide
<b>Start/End Date:</b>	N/A	<b>Neighborhood District:</b>	Not in a Neighborhood District
<b>Total Project Cost:</b>	N/A	<b>Urban Village:</b>	Not in an Urban Village

This ongoing project funds substation improvements identified in City Light's Comprehensive Facilities Plan, seismic fitness reports, and periodic inspections targeting transmission and distribution buildings. The project implements items necessary to support assigned personnel, such as lunchroom and locker room facilities required by the union contracts, as well as structural and mechanical corrections and enhancements at substation facilities.

Resources	LTD Actuals	2023 Revised	2024	2025	2026	2027	2028	2029	Total
City Light Fund Revenues	4,186	941	-	-	-	800	-	-	5,927
<b>Total:</b>	<b>4,186</b>	<b>941</b>	<b>-</b>	<b>-</b>	<b>-</b>	<b>800</b>	<b>-</b>	<b>-</b>	<b>5,927</b>
Fund Appropriations / Allocations *	LTD Actuals	2023 Revised	2024	2025	2026	2027	2028	2029	Total
Light Fund	4,186	941	-	-	-	800	-	-	5,927
<b>Total:</b>	<b>4,186</b>	<b>941</b>	<b>-</b>	<b>-</b>	<b>-</b>	<b>800</b>	<b>-</b>	<b>-</b>	<b>5,927</b>

O&M Impacts: NA

\* Funds are appropriated through the Adopted Budget at the Budget Summary Level. All Amounts shown above are in thousands of dollars

### Substation Equipment Improvements

<b>Project No:</b>	MC-CL-YS7752	<b>BSL Code:</b>	BC-CL-Y
<b>Project Type:</b>	Ongoing	<b>BSL Name:</b>	Transmission and Distribution - CIP
<b>Project Category:</b>	Rehabilitation or Restoration	<b>Location:</b>	System wide
<b>Current Project Stage:</b>	N/A	<b>Council District:</b>	Citywide
<b>Start/End Date:</b>	N/A	<b>Neighborhood District:</b>	Not in a Neighborhood District
<b>Total Project Cost:</b>	N/A	<b>Urban Village:</b>	Not in an Urban Village

This ongoing project adds, replaces, and upgrades substation equipment, particularly substation electrical and control equipment. The project also funds installation of remote control and monitoring of substation equipment from the System Control Center, which facilitates faster response time to correct system instability or outages. This work maintains and improves system reliability, permits compliance with high voltage and environmental regulations, and ensures safe work sites.

Resources	LTD Actuals	2023 Revised	2024	2025	2026	2027	2028	2029	Total
City Light Fund Revenues	66,377	6,877	6,326	4,320	6,047	6,860	4,731	4,103	105,641
<b>Total:</b>	<b>66,377</b>	<b>6,877</b>	<b>6,326</b>	<b>4,320</b>	<b>6,047</b>	<b>6,860</b>	<b>4,731</b>	<b>4,103</b>	<b>105,641</b>
Fund Appropriations / Allocations *	LTD Actuals	2023 Revised	2024	2025	2026	2027	2028	2029	Total
Light Fund	66,377	6,877	6,326	4,320	6,047	6,860	4,731	4,103	105,641
<b>Total:</b>	<b>66,377</b>	<b>6,877</b>	<b>6,326</b>	<b>4,320</b>	<b>6,047</b>	<b>6,860</b>	<b>4,731</b>	<b>4,103</b>	<b>105,641</b>

O&M Impacts: NA

\* Funds are appropriated through the Adopted Budget at the Budget Summary Level. All Amounts shown above are in thousands of dollars

### Substation Plant Improvements

<b>Project No:</b>	MC-CL-YS7750	<b>BSL Code:</b>	BC-CL-Y
<b>Project Type:</b>	Ongoing	<b>BSL Name:</b>	Transmission and Distribution - CIP
<b>Project Category:</b>	Rehabilitation or Restoration	<b>Location:</b>	System wide
<b>Current Project Stage:</b>	N/A	<b>Council District:</b>	Citywide
<b>Start/End Date:</b>	N/A	<b>Neighborhood District:</b>	Not in a Neighborhood District
<b>Total Project Cost:</b>	N/A	<b>Urban Village:</b>	Not in an Urban Village

This ongoing project upgrades and retrofits substation buildings, their facilities and systems, and related structures. The project includes environmental improvements, and removal and replacement of outdated utilities and structures. The project provides station security, safe working conditions, and improvements in related services, such as water, sewer, and lighting.

Resources	LTD Actuals	2023 Revised	2024	2025	2026	2027	2028	2029	Total
City Light Fund Revenues	9,873	1,580	921	1,088	825	1,078	1,169	1,150	17,684
<b>Total:</b>	<b>9,873</b>	<b>1,580</b>	<b>921</b>	<b>1,088</b>	<b>825</b>	<b>1,078</b>	<b>1,169</b>	<b>1,150</b>	<b>17,684</b>
Fund Appropriations / Allocations *	LTD Actuals	2023 Revised	2024	2025	2026	2027	2028	2029	Total
Light Fund	9,873	1,580	921	1,088	825	1,078	1,169	1,150	17,684
<b>Total:</b>	<b>9,873</b>	<b>1,580</b>	<b>921</b>	<b>1,088</b>	<b>825</b>	<b>1,078</b>	<b>1,169</b>	<b>1,150</b>	<b>17,684</b>

O&M Impacts: NA

\* Funds are appropriated through the Adopted Budget at the Budget Summary Level. All Amounts shown above are in thousands of dollars

### Substation Transformer Replacements

<b>Project No:</b>	MC-CL-YS7776	<b>BSL Code:</b>	BC-CL-Y
<b>Project Type:</b>	Ongoing	<b>BSL Name:</b>	Transmission and Distribution - CIP
<b>Project Category:</b>	Rehabilitation or Restoration	<b>Location:</b>	2136 N 163rd St, Shoreline
<b>Current Project Stage:</b>	N/A	<b>Council District:</b>	Outside City of Seattle
<b>Start/End Date:</b>	N/A	<b>Neighborhood District:</b>	Not in a Neighborhood District
<b>Total Project Cost:</b>	N/A	<b>Urban Village:</b>	Not in an Urban Village

This project provides the review of power transformers at substations and determines dissolved gas concentration, insulation aging, oil leaks, maintenance cost, service stress, and fault interrupting history. The project replaces transformers prioritized by those with the highest risk of failure, or those presenting substation capacity limits. The project enhances system reliability by replacing aging substation transformers before they fail in service.

Resources	LTD Actuals	2023 Revised	2024	2025	2026	2027	2028	2029	Total
City Light Fund Revenues	17,908	9,694	2,918	3,553	3,487	6,568	6,678	6,964	57,770
<b>Total:</b>	<b>17,908</b>	<b>9,694</b>	<b>2,918</b>	<b>3,553</b>	<b>3,487</b>	<b>6,568</b>	<b>6,678</b>	<b>6,964</b>	<b>57,770</b>
Fund Appropriations / Allocations *	LTD Actuals	2023 Revised	2024	2025	2026	2027	2028	2029	Total
Light Fund	17,908	9,694	2,918	3,553	3,487	6,568	6,678	6,964	57,770
<b>Total:</b>	<b>17,908</b>	<b>9,694</b>	<b>2,918</b>	<b>3,553</b>	<b>3,487</b>	<b>6,568</b>	<b>6,678</b>	<b>6,964</b>	<b>57,770</b>

O&M Impacts: NA

\* Funds are appropriated through the Adopted Budget at the Budget Summary Level. All Amounts shown above are in thousands of dollars

### Substations Demand Driven Improvements

<b>Project No:</b>	MC-CL-YS7755	<b>BSL Code:</b>	BC-CL-Y
<b>Project Type:</b>	Ongoing	<b>BSL Name:</b>	Transmission and Distribution - CIP
<b>Project Category:</b>	New Facility	<b>Location:</b>	System wide
<b>Current Project Stage:</b>	N/A	<b>Council District:</b>	Citywide
<b>Start/End Date:</b>	N/A	<b>Neighborhood District:</b>	Not in a Neighborhood District
<b>Total Project Cost:</b>	N/A	<b>Urban Village:</b>	Not in an Urban Village

This ongoing project enables City Light to perform cooperative work on shared lines and systems periodically requested by other electrical utilities in the region.

Resources	LTD Actuals	2023 Revised	2024	2025	2026	2027	2028	2029	Total
City Light Fund Revenues	525	2	1	2	2	2	1	-	535
<b>Total:</b>	<b>525</b>	<b>2</b>	<b>1</b>	<b>2</b>	<b>2</b>	<b>2</b>	<b>1</b>	<b>-</b>	<b>535</b>
Fund Appropriations / Allocations *	LTD Actuals	2023 Revised	2024	2025	2026	2027	2028	2029	Total
Light Fund	525	2	1	2	2	2	1	-	535
<b>Total:</b>	<b>525</b>	<b>2</b>	<b>1</b>	<b>2</b>	<b>2</b>	<b>2</b>	<b>1</b>	<b>-</b>	<b>535</b>

O&M Impacts: NA

\* Funds are appropriated through the Adopted Budget at the Budget Summary Level. All Amounts shown above are in thousands of dollars

### Substations Oil Containment

<b>Project No:</b>	MC-CL-YS7783	<b>BSL Code:</b>	BC-CL-Y
<b>Project Type:</b>	Ongoing	<b>BSL Name:</b>	Transmission and Distribution - CIP
<b>Project Category:</b>	Rehabilitation or Restoration	<b>Location:</b>	System wide
<b>Current Project Stage:</b>	N/A	<b>Council District:</b>	Citywide
<b>Start/End Date:</b>	N/A	<b>Neighborhood District:</b>	Not in a Neighborhood District
<b>Total Project Cost:</b>	N/A	<b>Urban Village:</b>	Not in an Urban Village

This ongoing project brings City Light's Power Substations into compliance with the federal Clean Water Act. By federal law, owners or operators of oil containing equipment, such as our substation transformers, must provide facilities that will prevent spilled oil from reaching any streams or open bodies of water.

<b>Resources</b>	<b>LTD Actuals</b>	<b>2023 Revised</b>	<b>2024</b>	<b>2025</b>	<b>2026</b>	<b>2027</b>	<b>2028</b>	<b>2029</b>	<b>Total</b>
City Light Fund Revenues	160	385	245	249	254	344	350	351	2,339
<b>Total:</b>	<b>160</b>	<b>385</b>	<b>245</b>	<b>249</b>	<b>254</b>	<b>344</b>	<b>350</b>	<b>351</b>	<b>2,339</b>
<b>Fund Appropriations / Allocations *</b>	<b>LTD Actuals</b>	<b>2023 Revised</b>	<b>2024</b>	<b>2025</b>	<b>2026</b>	<b>2027</b>	<b>2028</b>	<b>2029</b>	<b>Total</b>
Light Fund	160	385	245	249	254	344	350	351	2,339
<b>Total:</b>	<b>160</b>	<b>385</b>	<b>245</b>	<b>249</b>	<b>254</b>	<b>344</b>	<b>350</b>	<b>351</b>	<b>2,339</b>

O&M Impacts: NA

\* Funds are appropriated through the Adopted Budget at the Budget Summary Level. All Amounts shown above are in thousands of dollars



### System Control Center System Map Board Replacement

<b>Project No:</b>	MC-CL-ZF9985	<b>BSL Code:</b>	BC-CL-Z
<b>Project Type:</b>	Discrete	<b>BSL Name:</b>	Customer Focused - CIP
<b>Project Category:</b>	New Investment	<b>Location:</b>	System Control Center
<b>Current Project Stage:</b>	Stage 1 - Pre-Project Development	<b>Council District:</b>	Multiple
<b>Start/End Date:</b>	2023 - 2025	<b>Neighborhood District:</b>	Not in a Neighborhood District
<b>Total Project Cost:</b>	\$1,500	<b>Urban Village:</b>	Not in an Urban Village

This project funds the update to the existing system map board in the System Control Center (SCC). Currently, the SCC has a manual system map board that is no longer supported by the vendor, is outdated, and failing. Replacement parts are no longer available. The current map board was created in 1995 and is well beyond its service life. This equipment is a critical tool for the SCC to monitor the electric transmission and distribution systems while making decisions that impact the safety of our employees, the public, and our infrastructure. The benefits from updating to an electronic map board are substantial and will enable a significant reduction in the potential for human error. A modern map board is updated digitally and provides real-time updates generated from our Energy Management System (EMS).

<b>Resources</b>	<b>LTD Actuals</b>	<b>2023 Revised</b>	<b>2024</b>	<b>2025</b>	<b>2026</b>	<b>2027</b>	<b>2028</b>	<b>2029</b>	<b>Total</b>
City Light Fund Revenues	-	500	-	1,000	-	-	-	-	1,500
<b>Total:</b>	-	<b>500</b>	-	<b>1,000</b>	-	-	-	-	<b>1,500</b>
<b>Fund Appropriations / Allocations *</b>	<b>LTD Actuals</b>	<b>2023 Revised</b>	<b>2024</b>	<b>2025</b>	<b>2026</b>	<b>2027</b>	<b>2028</b>	<b>2029</b>	<b>Total</b>
Light Fund	-	500	-	1,000	-	-	-	-	1,500
<b>Total:</b>	-	<b>500</b>	-	<b>1,000</b>	-	-	-	-	<b>1,500</b>

**O&M Impacts:**

\* Funds are appropriated through the Adopted Budget at the Budget Summary Level. All Amounts shown above are in thousands of dollars

**Tolt Relicensing**

<b>Project No:</b>	MC-CL-XC6985	<b>BSL Code:</b>	BC-CL-X
<b>Project Type:</b>	Ongoing	<b>BSL Name:</b>	Power Supply - CIP
<b>Project Category:</b>	Rehabilitation or Restoration	<b>Location:</b>	Tolt River Dam
<b>Current Project Stage:</b>	N/A	<b>Council District:</b>	Outside City of Seattle
<b>Start/End Date:</b>	N/A	<b>Neighborhood District:</b>	Outside City of Seattle
<b>Total Project Cost:</b>	N/A	<b>Urban Village:</b>	Not in an Urban Village

This project provides the necessary documentation with the FERC by June 2027 to either acquire a new operating license for the Project or decommission it. South Fork Tolt Hydroelectric Project (the Project) FERC License expires in July 2029. Without a license the Project cannot be legally operated. The FERC relicensing process will require preparing and filing a Notice of Intent (NOi), Preliminary Application Document (PAD), and Preliminary and Final License Applications. The PAD, which is due in 2024, will be a substantial document requiring consultant assistance and additional City Light staff resources. Work began in 2021 to prepare the PAD and start the relicensing process. The main study phase of relicensing will occur in 2025 and 2026, which will require consultant and agency support for studies, reporting, and preparation of the license application which is due in 2027. If City Light were to decide to cease operating the Project instead of relicensing it, a Decommissioning Application would need to be filed, which requires many of the same elements and funding to complete this work.

<b>Resources</b>	<b>LTD Actuals</b>	<b>2023 Revised</b>	<b>2024</b>	<b>2025</b>	<b>2026</b>	<b>2027</b>	<b>2028</b>	<b>2029</b>	<b>Total</b>
City Light Fund Revenues	264	2,824	2,003	6,025	6,150	3,466	3,517	3,600	27,848
<b>Total:</b>	<b>264</b>	<b>2,824</b>	<b>2,003</b>	<b>6,025</b>	<b>6,150</b>	<b>3,466</b>	<b>3,517</b>	<b>3,600</b>	<b>27,848</b>
<b>Fund Appropriations / Allocations *</b>	<b>LTD Actuals</b>	<b>2023 Revised</b>	<b>2024</b>	<b>2025</b>	<b>2026</b>	<b>2027</b>	<b>2028</b>	<b>2029</b>	<b>Total</b>
Light Fund	264	2,824	2,003	6,025	6,150	3,466	3,517	3,600	27,848
<b>Total:</b>	<b>264</b>	<b>2,824</b>	<b>2,003</b>	<b>6,025</b>	<b>6,150</b>	<b>3,466</b>	<b>3,517</b>	<b>3,600</b>	<b>27,848</b>

**O&M Impacts:**

\* Funds are appropriated through the Adopted Budget at the Budget Summary Level. All Amounts shown above are in thousands of dollars

**Transmission & Generation Radio Systems**

<b>Project No:</b>	MC-CL-YD9108	<b>BSL Code:</b>	BC-CL-Y
<b>Project Type:</b>	Ongoing	<b>BSL Name:</b>	Transmission and Distribution - CIP
<b>Project Category:</b>	Rehabilitation or Restoration	<b>Location:</b>	System wide
<b>Current Project Stage:</b>	N/A	<b>Council District:</b>	Citywide
<b>Start/End Date:</b>	N/A	<b>Neighborhood District:</b>	Not in a Neighborhood District
<b>Total Project Cost:</b>	N/A	<b>Urban Village:</b>	Not in an Urban Village

This ongoing project builds or replaces communications infrastructure consisting of fiber optic rings, digital microwave, telephone networks, and two-way radio systems. This project provides City Light with command and control capabilities for the operation of the electrical system. This project ensures the safe, reliable, and efficient operation of the system and positions City Light to meet the Federal Energy Regulatory Commission's vital communications systems requirements.

<b>Resources</b>	<b>LTD Actuals</b>	<b>2023 Revised</b>	<b>2024</b>	<b>2025</b>	<b>2026</b>	<b>2027</b>	<b>2028</b>	<b>2029</b>	<b>Total</b>
City Light Fund Revenues	13,447	819	1,056	698	622	822	931	970	19,365
<b>Total:</b>	<b>13,447</b>	<b>819</b>	<b>1,056</b>	<b>698</b>	<b>622</b>	<b>822</b>	<b>931</b>	<b>970</b>	<b>19,365</b>
<b>Fund Appropriations / Allocations *</b>	<b>LTD Actuals</b>	<b>2023 Revised</b>	<b>2024</b>	<b>2025</b>	<b>2026</b>	<b>2027</b>	<b>2028</b>	<b>2029</b>	<b>Total</b>
Light Fund	13,447	819	1,056	698	622	822	931	970	19,365
<b>Total:</b>	<b>13,447</b>	<b>819</b>	<b>1,056</b>	<b>698</b>	<b>622</b>	<b>822</b>	<b>931</b>	<b>970</b>	<b>19,365</b>

O&M Impacts: NA

\* Funds are appropriated through the Adopted Budget at the Budget Summary Level. All Amounts shown above are in thousands of dollars

### Transmission Capacity

<b>Project No:</b>	MC-CL-YT7011	<b>BSL Code:</b>	BC-CL-Y
<b>Project Type:</b>	Ongoing	<b>BSL Name:</b>	Transmission and Distribution - CIP
<b>Project Category:</b>	Rehabilitation or Restoration	<b>Location:</b>	System wide
<b>Current Project Stage:</b>	N/A	<b>Council District:</b>	Citywide
<b>Start/End Date:</b>	N/A	<b>Neighborhood District:</b>	Not in a Neighborhood District
<b>Total Project Cost:</b>	N/A	<b>Urban Village:</b>	Not in an Urban Village

This ongoing project upgrades transmission lines, builds new lines, relocates lines, and provides for other system needs related to the transmission system. The project enhances City Light's transmission capacity, which is the available power capacity to meet the load on the transmission system.

Resources	LTD Actuals	2023 Revised	2024	2025	2026	2027	2028	2029	Total
City Light Fund Revenues	5,215	40	17	19	19	25	26	26	5,388
<b>Total:</b>	<b>5,215</b>	<b>40</b>	<b>17</b>	<b>19</b>	<b>19</b>	<b>25</b>	<b>26</b>	<b>26</b>	<b>5,388</b>
Fund Appropriations / Allocations *	LTD Actuals	2023 Revised	2024	2025	2026	2027	2028	2029	Total
Light Fund	5,215	40	17	19	19	25	26	26	5,388
<b>Total:</b>	<b>5,215</b>	<b>40</b>	<b>17</b>	<b>19</b>	<b>19</b>	<b>25</b>	<b>26</b>	<b>26</b>	<b>5,388</b>

O&M Impacts: NA

\* Funds are appropriated through the Adopted Budget at the Budget Summary Level. All Amounts shown above are in thousands of dollars

**Transmission Inter-Agency**

<b>Project No:</b>	MC-CL-YT7105	<b>BSL Code:</b>	BC-CL-Y
<b>Project Type:</b>	Ongoing	<b>BSL Name:</b>	Transmission and Distribution - CIP
<b>Project Category:</b>	Rehabilitation or Restoration	<b>Location:</b>	System wide
<b>Current Project Stage:</b>	N/A	<b>Council District:</b>	Citywide
<b>Start/End Date:</b>	N/A	<b>Neighborhood District:</b>	Not in a Neighborhood District
<b>Total Project Cost:</b>	N/A	<b>Urban Village:</b>	Not in an Urban Village

This ongoing project provides demand-driven improvements to City Light's transmission system, including reimbursable transmission work and relocations of transmission equipment to meet customer, other utility, agency, and regulatory requirements. It permits Seattle City Light to meet its duties to relocate facilities at the request of other agencies.

<b>Resources</b>	<b>LTD Actuals</b>	<b>2023 Revised</b>	<b>2024</b>	<b>2025</b>	<b>2026</b>	<b>2027</b>	<b>2028</b>	<b>2029</b>	<b>Total</b>
City Light Fund Revenues	3,581	139	642	665	760	781	785	795	8,148
<b>Total:</b>	<b>3,581</b>	<b>139</b>	<b>642</b>	<b>665</b>	<b>760</b>	<b>781</b>	<b>785</b>	<b>795</b>	<b>8,148</b>
<b>Fund Appropriations / Allocations *</b>	<b>LTD Actuals</b>	<b>2023 Revised</b>	<b>2024</b>	<b>2025</b>	<b>2026</b>	<b>2027</b>	<b>2028</b>	<b>2029</b>	<b>Total</b>
Light Fund	3,581	139	642	665	760	781	785	795	8,148
<b>Total:</b>	<b>3,581</b>	<b>139</b>	<b>642</b>	<b>665</b>	<b>760</b>	<b>781</b>	<b>785</b>	<b>795</b>	<b>8,148</b>

O&M Impacts: NA

\* Funds are appropriated through the Adopted Budget at the Budget Summary Level. All Amounts shown above are in thousands of dollars

### Transmission Line Inductor Installation

<b>Project No:</b>	MC-CL-YT8461	<b>BSL Code:</b>	BC-CL-Y
<b>Project Type:</b>	Discrete	<b>BSL Name:</b>	Transmission and Distribution - CIP
<b>Project Category:</b>	Rehabilitation or Restoration	<b>Location:</b>	System wide
<b>Current Project Stage:</b>	Stage 5 - Construction	<b>Council District:</b>	Citywide
<b>Start/End Date:</b>	2015 - 2024	<b>Neighborhood District:</b>	Not in a Neighborhood District
<b>Total Project Cost:</b>	\$48,887	<b>Urban Village:</b>	Not in an Urban Village

This project addresses the issue of increased electric transmission congestion load growth in the Puget Sound Area. The project funds the installation of inductors or phase shifting transformers which curtail the flow of power through the Seattle area, while improving customer and asset strengths and maintaining reliability.

Resources	LTD Actuals	2023 Revised	2024	2025	2026	2027	2028	2029	Total
City Light Fund Revenues	23,580	17,142	8,164	-	-	-	-	-	48,887
<b>Total:</b>	<b>23,580</b>	<b>17,142</b>	<b>8,164</b>	<b>-</b>	<b>-</b>	<b>-</b>	<b>-</b>	<b>-</b>	<b>48,887</b>
Fund Appropriations / Allocations *	LTD Actuals	2023 Revised	2024	2025	2026	2027	2028	2029	Total
Light Fund	23,580	17,142	8,164	-	-	-	-	-	48,887
<b>Total:</b>	<b>23,580</b>	<b>17,142</b>	<b>8,164</b>	<b>-</b>	<b>-</b>	<b>-</b>	<b>-</b>	<b>-</b>	<b>48,887</b>

O&M Impacts: NA

\* Funds are appropriated through the Adopted Budget at the Budget Summary Level. All Amounts shown above are in thousands of dollars

### Transmission Reliability

<b>Project No:</b>	MC-CL-YT7104	<b>BSL Code:</b>	BC-CL-Y
<b>Project Type:</b>	Ongoing	<b>BSL Name:</b>	Transmission and Distribution - CIP
<b>Project Category:</b>	Rehabilitation or Restoration	<b>Location:</b>	System wide
<b>Current Project Stage:</b>	N/A	<b>Council District:</b>	Citywide
<b>Start/End Date:</b>	N/A	<b>Neighborhood District:</b>	Not in a Neighborhood District
<b>Total Project Cost:</b>	N/A	<b>Urban Village:</b>	Not in an Urban Village

This ongoing project provides replacement and improvement of transmission structures and conductors. This work may include engineering, construction, and related work, as well as minor improvements to overhead or underground transmission system assets to improve reliability.

Resources	LTD Actuals	2023 Revised	2024	2025	2026	2027	2028	2029	Total
City Light Fund Revenues	34,018	2,913	2,250	2,116	2,120	2,101	3,478	3,581	52,578
<b>Total:</b>	<b>34,018</b>	<b>2,913</b>	<b>2,250</b>	<b>2,116</b>	<b>2,120</b>	<b>2,101</b>	<b>3,478</b>	<b>3,581</b>	<b>52,578</b>
Fund Appropriations / Allocations *	LTD Actuals	2023 Revised	2024	2025	2026	2027	2028	2029	Total
Light Fund	34,018	2,913	2,250	2,116	2,120	2,101	3,478	3,581	52,578
<b>Total:</b>	<b>34,018</b>	<b>2,913</b>	<b>2,250</b>	<b>2,116</b>	<b>2,120</b>	<b>2,101</b>	<b>3,478</b>	<b>3,581</b>	<b>52,578</b>

O&M Impacts: NA

\* Funds are appropriated through the Adopted Budget at the Budget Summary Level. All Amounts shown above are in thousands of dollars

### Transmission Tower Refurbishment

<b>Project No:</b>	MC-CL-YT7130	<b>BSL Code:</b>	BC-CL-Y
<b>Project Type:</b>	Ongoing	<b>BSL Name:</b>	Transmission and Distribution - CIP
<b>Project Category:</b>	Rehabilitation or Restoration	<b>Location:</b>	Multiple
<b>Current Project Stage:</b>	N/A	<b>Council District:</b>	Outside City of Seattle
<b>Start/End Date:</b>	N/A	<b>Neighborhood District:</b>	Outside City of Seattle
<b>Total Project Cost:</b>	N/A	<b>Urban Village:</b>	Not in an Urban Village

This ongoing project funds programmatic painting and refurbishment of approximately 1,700 steel transmission tower structures. Metal transmission towers have a long life if properly maintained, while replacements are disruptive and can cost more than \$2 million per tower.

Resources	LTD Actuals	2023 Revised	2024	2025	2026	2027	2028	2029	Total
City Light Fund Revenues	183	4,330	3,795	3,794	3,795	3,795	3,795	1,700	25,189
<b>Total:</b>	<b>183</b>	<b>4,330</b>	<b>3,795</b>	<b>3,794</b>	<b>3,795</b>	<b>3,795</b>	<b>3,795</b>	<b>1,700</b>	<b>25,189</b>
Fund Appropriations / Allocations *	LTD Actuals	2023 Revised	2024	2025	2026	2027	2028	2029	Total
Light Fund	183	4,330	3,795	3,794	3,795	3,795	3,795	1,700	25,189
<b>Total:</b>	<b>183</b>	<b>4,330</b>	<b>3,795</b>	<b>3,794</b>	<b>3,795</b>	<b>3,795</b>	<b>3,795</b>	<b>1,700</b>	<b>25,189</b>

**O&M Impacts:**

\* Funds are appropriated through the Adopted Budget at the Budget Summary Level. All Amounts shown above are in thousands of dollars



### Transportation Electrification

<b>Project No:</b>	MC-CL-XF9239	<b>BSL Code:</b>	BC-CL-X
<b>Project Type:</b>	Ongoing	<b>BSL Name:</b>	Power Supply - CIP
<b>Project Category:</b>	New Investment	<b>Location:</b>	System Wide
<b>Current Project Stage:</b>	N/A	<b>Council District:</b>	Citywide
<b>Start/End Date:</b>	N/A	<b>Neighborhood District:</b>	Multiple
<b>Total Project Cost:</b>	N/A	<b>Urban Village:</b>	Multiple

This ongoing project develops electrification infrastructure to support light-duty, medium-duty, and heavy-duty electric vehicles as well as ferry and port systems. Improvements will be developed based on feedback from customer engagement. Efforts are expected to support areas including electrified public transit, fleet electrification, and electric vehicle charging.

<b>Resources</b>	<b>LTD Actuals</b>	<b>2023 Revised</b>	<b>2024</b>	<b>2025</b>	<b>2026</b>	<b>2027</b>	<b>2028</b>	<b>2029</b>	<b>Total</b>
City Light Fund Revenues	321	5,925	5,055	7,502	6,248	5,247	5,121	5,275	40,692
<b>Total:</b>	<b>321</b>	<b>5,925</b>	<b>5,055</b>	<b>7,502</b>	<b>6,248</b>	<b>5,247</b>	<b>5,121</b>	<b>5,275</b>	<b>40,692</b>
<b>Fund Appropriations / Allocations *</b>	<b>LTD Actuals</b>	<b>2023 Revised</b>	<b>2024</b>	<b>2025</b>	<b>2026</b>	<b>2027</b>	<b>2028</b>	<b>2029</b>	<b>Total</b>
Light Fund	321	5,925	5,055	7,502	6,248	5,247	5,121	5,275	40,692
<b>Total:</b>	<b>321</b>	<b>5,925</b>	<b>5,055</b>	<b>7,502</b>	<b>6,248</b>	<b>5,247</b>	<b>5,121</b>	<b>5,275</b>	<b>40,692</b>

O&M Impacts: NA

\* Funds are appropriated through the Adopted Budget at the Budget Summary Level. All Amounts shown above are in thousands of dollars

### Transportation Streetlights

<b>Project No:</b>	MC-CL-ZL8377	<b>BSL Code:</b>	BC-CL-Z
<b>Project Type:</b>	Ongoing	<b>BSL Name:</b>	Customer Focused - CIP
<b>Project Category:</b>	Rehabilitation or Restoration	<b>Location:</b>	System wide
<b>Current Project Stage:</b>	N/A	<b>Council District:</b>	Citywide
<b>Start/End Date:</b>	N/A	<b>Neighborhood District:</b>	Not in a Neighborhood District
<b>Total Project Cost:</b>	N/A	<b>Urban Village:</b>	Not in an Urban Village

This ongoing project funds relocation of streetlights that are displaced by City of Seattle transportation projects.

<b>Resources</b>	<b>LTD Actuals</b>	<b>2023 Revised</b>	<b>2024</b>	<b>2025</b>	<b>2026</b>	<b>2027</b>	<b>2028</b>	<b>2029</b>	<b>Total</b>
City Light Fund Revenues	33,602	4,958	5,601	6,656	5,923	7,653	6,753	7,032	78,178
<b>Total:</b>	<b>33,602</b>	<b>4,958</b>	<b>5,601</b>	<b>6,656</b>	<b>5,923</b>	<b>7,653</b>	<b>6,753</b>	<b>7,032</b>	<b>78,178</b>
<b>Fund Appropriations / Allocations *</b>	<b>LTD Actuals</b>	<b>2023 Revised</b>	<b>2024</b>	<b>2025</b>	<b>2026</b>	<b>2027</b>	<b>2028</b>	<b>2029</b>	<b>Total</b>
Light Fund	33,602	4,958	5,601	6,656	5,923	7,653	6,753	7,032	78,178
<b>Total:</b>	<b>33,602</b>	<b>4,958</b>	<b>5,601</b>	<b>6,656</b>	<b>5,923</b>	<b>7,653</b>	<b>6,753</b>	<b>7,032</b>	<b>78,178</b>

O&M Impacts: NA

*\* Funds are appropriated through the Adopted Budget at the Budget Summary Level. All Amounts shown above are in thousands of dollars*

### Underground 26kV Conversion

<b>Project No:</b>	MC-CL-YR8362	<b>BSL Code:</b>	BC-CL-Y
<b>Project Type:</b>	Ongoing	<b>BSL Name:</b>	Transmission and Distribution - CIP
<b>Project Category:</b>	Rehabilitation or Restoration	<b>Location:</b>	System wide
<b>Current Project Stage:</b>	N/A	<b>Council District:</b>	Citywide
<b>Start/End Date:</b>	N/A	<b>Neighborhood District:</b>	Not in a Neighborhood District
<b>Total Project Cost:</b>	N/A	<b>Urban Village:</b>	Not in an Urban Village

This ongoing project replaces the 4 kV electrical equipment remaining in the electrical distribution system with new, efficient and reliable 26 kV distribution equipment. This project increases capacity to deliver power to City Light customers, rebuilds and maintains the backbone of the system, saves energy by reducing transformer and line losses, improves quality and reliability of service to customers, and releases unit substation properties for better neighborhood uses.

Resources	LTD Actuals	2023 Revised	2024	2025	2026	2027	2028	2029	Total
City Light Fund Revenues	10,695	1,264	1,026	-	-	-	-	-	12,985
Partnership - WSDOT - DO NOT USE	-	(1,000)	-	-	-	-	-	-	(1,000)
<b>Total:</b>	<b>10,695</b>	<b>264</b>	<b>1,026</b>	<b>-</b>	<b>-</b>	<b>-</b>	<b>-</b>	<b>-</b>	<b>11,985</b>

Fund Appropriations / Allocations *	LTD Actuals	2023 Revised	2024	2025	2026	2027	2028	2029	Total
Light Fund	10,695	264	1,026	-	-	-	-	-	11,985
<b>Total:</b>	<b>10,695</b>	<b>264</b>	<b>1,026</b>	<b>-</b>	<b>-</b>	<b>-</b>	<b>-</b>	<b>-</b>	<b>11,985</b>

**O&M Impacts:** NA

*\* Funds are appropriated through the Adopted Budget at the Budget Summary Level. All Amounts shown above are in thousands of dollars*

### Underground Customer Driven Capacity Additions

<b>Project No:</b>	MC-CL-YR8360	<b>BSL Code:</b>	BC-CL-Y
<b>Project Type:</b>	Ongoing	<b>BSL Name:</b>	Transmission and Distribution - CIP
<b>Project Category:</b>	New Facility	<b>Location:</b>	System wide
<b>Current Project Stage:</b>	N/A	<b>Council District:</b>	Citywide
<b>Start/End Date:</b>	N/A	<b>Neighborhood District:</b>	Not in a Neighborhood District
<b>Total Project Cost:</b>	N/A	<b>Urban Village:</b>	Not in an Urban Village

This ongoing project provides electrical lines from substations to customers' property lines. This project builds new and replaces old underground line segments, and may replace rotten and damaged poles in the distribution system that have underground facilities beneath them. This work is driven by specific customer projects, for their direct benefit, to identify and upgrade feeders that are impacted before the new load from those projects comes online. City Light is reimbursed by the customers for this work.

Resources	LTD Actuals	2023 Revised	2024	2025	2026	2027	2028	2029	Total
City Light Fund Revenues	61,419	3,524	3,429	-	-	-	-	-	68,372
<b>Total:</b>	<b>61,419</b>	<b>3,524</b>	<b>3,429</b>	<b>-</b>	<b>-</b>	<b>-</b>	<b>-</b>	<b>-</b>	<b>68,372</b>
Fund Appropriations / Allocations *	LTD Actuals	2023 Revised	2024	2025	2026	2027	2028	2029	Total
Light Fund	61,419	3,524	3,429	-	-	-	-	-	68,372
<b>Total:</b>	<b>61,419</b>	<b>3,524</b>	<b>3,429</b>	<b>-</b>	<b>-</b>	<b>-</b>	<b>-</b>	<b>-</b>	<b>68,372</b>

O&M Impacts: NA

\* Funds are appropriated through the Adopted Budget at the Budget Summary Level. All Amounts shown above are in thousands of dollars

### Underground Equipment Replacements

<b>Project No:</b>	MC-CL-YR8353	<b>BSL Code:</b>	BC-CL-Y
<b>Project Type:</b>	Ongoing	<b>BSL Name:</b>	Transmission and Distribution - CIP
<b>Project Category:</b>	Rehabilitation or Restoration	<b>Location:</b>	System wide
<b>Current Project Stage:</b>	N/A	<b>Council District:</b>	Citywide
<b>Start/End Date:</b>	N/A	<b>Neighborhood District:</b>	Not in a Neighborhood District
<b>Total Project Cost:</b>	N/A	<b>Urban Village:</b>	Not in an Urban Village

This ongoing project replaces and improves underground electrical system equipment that is failing or approaching the end of its useful life. This project enhances distribution system reliability, avoiding unplanned outages or interruption of service due to equipment failure.

Resources	LTD Actuals	2023 Revised	2024	2025	2026	2027	2028	2029	Total
City Light Fund Revenues	108,555	24,565	28,939	27,436	25,392	21,605	21,228	33,882	291,602
<b>Total:</b>	<b>108,555</b>	<b>24,565</b>	<b>28,939</b>	<b>27,436</b>	<b>25,392</b>	<b>21,605</b>	<b>21,228</b>	<b>33,882</b>	<b>291,602</b>
Fund Appropriations / Allocations *	LTD Actuals	2023 Revised	2024	2025	2026	2027	2028	2029	Total
Light Fund	108,555	24,565	28,939	27,436	25,392	21,605	21,228	33,882	291,602
<b>Total:</b>	<b>108,555</b>	<b>24,565</b>	<b>28,939</b>	<b>27,436</b>	<b>25,392</b>	<b>21,605</b>	<b>21,228</b>	<b>33,882</b>	<b>291,602</b>

O&M Impacts: NA

\* Funds are appropriated through the Adopted Budget at the Budget Summary Level. All Amounts shown above are in thousands of dollars

### Underground Outage Replacements

<b>Project No:</b>	MC-CL-ZS8352	<b>BSL Code:</b>	BC-CL-Z
<b>Project Type:</b>	Ongoing	<b>BSL Name:</b>	Customer Focused - CIP
<b>Project Category:</b>	Rehabilitation or Restoration	<b>Location:</b>	System wide
<b>Current Project Stage:</b>	N/A	<b>Council District:</b>	Citywide
<b>Start/End Date:</b>	N/A	<b>Neighborhood District:</b>	Not in a Neighborhood District
<b>Total Project Cost:</b>	N/A	<b>Urban Village:</b>	Not in an Urban Village

This ongoing project supports the capitalized portion of work resulting from unplanned, non-emergency, underground outages. These outages result from events, such as storms, accidents, and equipment failures. The project funds permanent storm repairs, and construction of new infrastructure to bypass failing equipment.

Resources	LTD Actuals	2023 Revised	2024	2025	2026	2027	2028	2029	Total
City Light Fund Revenues	25,356	4,229	2,563	3,318	3,885	4,464	5,457	6,415	55,687
<b>Total:</b>	<b>25,356</b>	<b>4,229</b>	<b>2,563</b>	<b>3,318</b>	<b>3,885</b>	<b>4,464</b>	<b>5,457</b>	<b>6,415</b>	<b>55,687</b>
Fund Appropriations / Allocations *	LTD Actuals	2023 Revised	2024	2025	2026	2027	2028	2029	Total
Light Fund	25,356	4,229	2,563	3,318	3,885	4,464	5,457	6,415	55,687
<b>Total:</b>	<b>25,356</b>	<b>4,229</b>	<b>2,563</b>	<b>3,318</b>	<b>3,885</b>	<b>4,464</b>	<b>5,457</b>	<b>6,415</b>	<b>55,687</b>

O&M Impacts: NA

\* Funds are appropriated through the Adopted Budget at the Budget Summary Level. All Amounts shown above are in thousands of dollars

### Underground System Capacity Additions

<b>Project No:</b>	MC-CL-YR8361	<b>BSL Code:</b>	BC-CL-Y
<b>Project Type:</b>	Ongoing	<b>BSL Name:</b>	Transmission and Distribution - CIP
<b>Project Category:</b>	Rehabilitation or Restoration	<b>Location:</b>	System wide
<b>Current Project Stage:</b>	N/A	<b>Council District:</b>	Citywide
<b>Start/End Date:</b>	N/A	<b>Neighborhood District:</b>	Not in a Neighborhood District
<b>Total Project Cost:</b>	N/A	<b>Urban Village:</b>	Not in an Urban Village

This ongoing project provides electrical lines from substations to customers' property lines. This project builds new and replaces old underground lines, and may replace rotten and damaged poles in the distribution system with underground facilities beneath them. This work identifies and upgrades the feeders that are impacted by increased loads, as needed, before those load increases come online. City Light customers may pay for a portion of this work.

Resources	LTD Actuals	2023 Revised	2024	2025	2026	2027	2028	2029	Total
City Light Fund Revenues	59,585	2,870	2,807	-	-	-	-	-	65,262
<b>Total:</b>	<b>59,585</b>	<b>2,870</b>	<b>2,807</b>	<b>-</b>	<b>-</b>	<b>-</b>	<b>-</b>	<b>-</b>	<b>65,262</b>
Fund Appropriations / Allocations *	LTD Actuals	2023 Revised	2024	2025	2026	2027	2028	2029	Total
Light Fund	59,585	2,870	2,807	-	-	-	-	-	65,262
<b>Total:</b>	<b>59,585</b>	<b>2,870</b>	<b>2,807</b>	<b>-</b>	<b>-</b>	<b>-</b>	<b>-</b>	<b>-</b>	<b>65,262</b>

O&M Impacts: NA

\* Funds are appropriated through the Adopted Budget at the Budget Summary Level. All Amounts shown above are in thousands of dollars

**Union Street Substation Networks**

<b>Project No:</b>	MC-CL-YN8201	<b>BSL Code:</b>	BC-CL-Y
<b>Project Type:</b>	Ongoing	<b>BSL Name:</b>	Transmission and Distribution - CIP
<b>Project Category:</b>	New Facility	<b>Location:</b>	1312 Western AV
<b>Current Project Stage:</b>	N/A	<b>Council District:</b>	Council District 7
<b>Start/End Date:</b>	N/A	<b>Neighborhood District:</b>	Downtown
<b>Total Project Cost:</b>	N/A	<b>Urban Village:</b>	Downtown

This ongoing project increases the Union Street Substation network capacity to provide sufficient and reliable electrical capacity for the growing power needs of our customers. It funds a programmatic approach for the comprehensive management of underground network assets serving customers in the area bounded by Yesler Street, Alaskan Way, Pike Street, 6th Avenue, Union Street, the Freeway, University Street, 3rd Avenue, and the Waterfront area from Denny to Yesler.

<b>Resources</b>	<b>LTD Actuals</b>	<b>2023 Revised</b>	<b>2024</b>	<b>2025</b>	<b>2026</b>	<b>2027</b>	<b>2028</b>	<b>2029</b>	<b>Total</b>
City Light Fund Revenues	27,731	2,647	2,256	-	-	-	-	-	32,634
<b>Total:</b>	<b>27,731</b>	<b>2,647</b>	<b>2,256</b>	<b>-</b>	<b>-</b>	<b>-</b>	<b>-</b>	<b>-</b>	<b>32,634</b>
<b>Fund Appropriations / Allocations *</b>	<b>LTD Actuals</b>	<b>2023 Revised</b>	<b>2024</b>	<b>2025</b>	<b>2026</b>	<b>2027</b>	<b>2028</b>	<b>2029</b>	<b>Total</b>
Light Fund	27,731	2,647	2,256	-	-	-	-	-	32,634
<b>Total:</b>	<b>27,731</b>	<b>2,647</b>	<b>2,256</b>	<b>-</b>	<b>-</b>	<b>-</b>	<b>-</b>	<b>-</b>	<b>32,634</b>

O&M Impacts: NA

\* Funds are appropriated through the Adopted Budget at the Budget Summary Level. All Amounts shown above are in thousands of dollars



### University of Washington Capacity Additions

<b>Project No:</b>	MC-CL-YR8466	<b>BSL Code:</b>	BC-CL-Y
<b>Project Type:</b>	Discrete	<b>BSL Name:</b>	Transmission and Distribution - CIP
<b>Project Category:</b>	New Investment	<b>Location:</b>	Multiple
<b>Current Project Stage:</b>	Stage 1 - Pre-Project Development	<b>Council District:</b>	Council District 3
<b>Start/End Date:</b>	2022 - 2030	<b>Neighborhood District:</b>	Northeast
<b>Total Project Cost:</b>	\$197	<b>Urban Village:</b>	University District

This project builds the infrastructure required to serve the electrical needs of the University of Washington's campus expansion. This will include engineering design and construction work to build feeder and substation infrastructure to serve 15 MW of new load in the University campus. A portion of this project may be reimbursable by the University of Washington.

Resources	LTD Actuals	2023 Revised	2024	2025	2026	2027	2028	2029	Total
City Light Fund Revenues	-	83	20	77	4	4	4	4	197
<b>Total:</b>	<b>-</b>	<b>83</b>	<b>20</b>	<b>77</b>	<b>4</b>	<b>4</b>	<b>4</b>	<b>4</b>	<b>197</b>
Fund Appropriations / Allocations *	LTD Actuals	2023 Revised	2024	2025	2026	2027	2028	2029	Total
Light Fund	-	83	20	77	4	4	4	4	197
<b>Total:</b>	<b>-</b>	<b>83</b>	<b>20</b>	<b>77</b>	<b>4</b>	<b>4</b>	<b>4</b>	<b>4</b>	<b>197</b>

O&M Impacts: NA

\* Funds are appropriated through the Adopted Budget at the Budget Summary Level. All Amounts shown above are in thousands of dollars

### University Substation - Network

<b>Project No:</b>	MC-CL-YN8464	<b>BSL Code:</b>	BC-CL-Y
<b>Project Type:</b>	Ongoing	<b>BSL Name:</b>	Transmission and Distribution - CIP
<b>Project Category:</b>	Rehabilitation or Restoration	<b>Location:</b>	645 NW 45Th
<b>Current Project Stage:</b>	N/A	<b>Council District:</b>	Council District 4
<b>Start/End Date:</b>	N/A	<b>Neighborhood District:</b>	Northeast
<b>Total Project Cost:</b>	N/A	<b>Urban Village:</b>	University District

This ongoing project funds a programmatic approach for comprehensive management of underground network assets serving customers in the University area. This project funds annual work required, such as feeder balancing, engineering analysis to determine system feeder assignments for new services, and replacement of cables that fail while in service. It reduces the probability of cable failures and long costly customer outages.

Resources	LTD Actuals	2023 Revised	2024	2025	2026	2027	2028	2029	Total
City Light Fund Revenues	10,098	1,776	412	-	-	-	-	-	12,286
<b>Total:</b>	<b>10,098</b>	<b>1,776</b>	<b>412</b>	<b>-</b>	<b>-</b>	<b>-</b>	<b>-</b>	<b>-</b>	<b>12,286</b>
Fund Appropriations / Allocations *	LTD Actuals	2023 Revised	2024	2025	2026	2027	2028	2029	Total
Light Fund	10,098	1,776	412	-	-	-	-	-	12,286
<b>Total:</b>	<b>10,098</b>	<b>1,776</b>	<b>412</b>	<b>-</b>	<b>-</b>	<b>-</b>	<b>-</b>	<b>-</b>	<b>12,286</b>

O&M Impacts: NA

\* Funds are appropriated through the Adopted Budget at the Budget Summary Level. All Amounts shown above are in thousands of dollars

**Utility Next**

<b>Project No:</b>	MC-CL-YD9520	<b>BSL Code:</b>	BC-CL-Y
<b>Project Type:</b>	Ongoing	<b>BSL Name:</b>	Transmission and Distribution - CIP
<b>Project Category:</b>	Improved Facility	<b>Location:</b>	System Wide
<b>Current Project Stage:</b>	N/A	<b>Council District:</b>	Multiple
<b>Start/End Date:</b>	N/A	<b>Neighborhood District:</b>	Multiple
<b>Total Project Cost:</b>	N/A	<b>Urban Village:</b>	Multiple

This project funds grant matching for the Utility Next portfolio, which aims to leverage stimulus and grant funding to augment and accelerate progress in grid modernization, renewable energy, electrification, and workforce development.

<b>Resources</b>	<b>LTD Actuals</b>	<b>2023 Revised</b>	<b>2024</b>	<b>2025</b>	<b>2026</b>	<b>2027</b>	<b>2028</b>	<b>2029</b>	<b>Total</b>
City Light Fund Revenues	-	3,300	3,212	5,149	4,383	2,999	2,998	3,084	25,125
<b>Total:</b>	-	<b>3,300</b>	<b>3,212</b>	<b>5,149</b>	<b>4,383</b>	<b>2,999</b>	<b>2,998</b>	<b>3,084</b>	<b>25,125</b>
<b>Fund Appropriations / Allocations *</b>	<b>LTD Actuals</b>	<b>2023 Revised</b>	<b>2024</b>	<b>2025</b>	<b>2026</b>	<b>2027</b>	<b>2028</b>	<b>2029</b>	<b>Total</b>
Light Fund	-	3,300	3,212	5,149	4,383	2,999	2,998	3,084	25,125
<b>Total:</b>	-	<b>3,300</b>	<b>3,212</b>	<b>5,149</b>	<b>4,383</b>	<b>2,999</b>	<b>2,998</b>	<b>3,084</b>	<b>25,125</b>

**O&M Impacts:**

\* Funds are appropriated through the Adopted Budget at the Budget Summary Level. All Amounts shown above are in thousands of dollars

### Vegetation Management Compliance System

<b>Project No:</b>	MC-CL-YD9978	<b>BSL Code:</b>	BC-CL-Y
<b>Project Type:</b>	Discrete	<b>BSL Name:</b>	Transmission and Distribution - CIP
<b>Project Category:</b>	Rehabilitation or Restoration	<b>Location:</b>	System Wide
<b>Current Project Stage:</b>	Stage 5 - Execution (IT Only)	<b>Council District:</b>	Outside City of Seattle
<b>Start/End Date:</b>	2018 - 2023	<b>Neighborhood District:</b>	Not in a Neighborhood District
<b>Total Project Cost:</b>	\$1,423	<b>Urban Village:</b>	Not in an Urban Village

This project provides funding for a Vegetation Management Compliance System for planning, tracking, and necessary documentation required to meet WECC and NERC Vegetation Management compliance requirements. These requirements are a WECC recommendation from the 2017 WECC Audit. Auditors noted that SCL was the only utility of its size to not automate Vegetation Management compliance work.

Resources	LTD Actuals	2023 Revised	2024	2025	2026	2027	2028	2029	Total
City Light Fund Revenues	1,273	150	-	-	-	-	-	-	1,423
<b>Total:</b>	<b>1,273</b>	<b>150</b>	<b>-</b>	<b>-</b>	<b>-</b>	<b>-</b>	<b>-</b>	<b>-</b>	<b>1,423</b>
Fund Appropriations / Allocations *	LTD Actuals	2023 Revised	2024	2025	2026	2027	2028	2029	Total
Light Fund	1,273	150	-	-	-	-	-	-	1,423
<b>Total:</b>	<b>1,273</b>	<b>150</b>	<b>-</b>	<b>-</b>	<b>-</b>	<b>-</b>	<b>-</b>	<b>-</b>	<b>1,423</b>

O&M Impacts: NA

\* Funds are appropriated through the Adopted Budget at the Budget Summary Level. All Amounts shown above are in thousands of dollars

### Workplace and Process Improvement

<b>Project No:</b>	MC-CL-XF9159	<b>BSL Code:</b>	BC-CL-X
<b>Project Type:</b>	Ongoing	<b>BSL Name:</b>	Power Supply - CIP
<b>Project Category:</b>	Rehabilitation or Restoration	<b>Location:</b>	System wide
<b>Current Project Stage:</b>	N/A	<b>Council District:</b>	Citywide
<b>Start/End Date:</b>	N/A	<b>Neighborhood District:</b>	Not in a Neighborhood District
<b>Total Project Cost:</b>	N/A	<b>Urban Village:</b>	Not in an Urban Village

This ongoing project funds alterations that preserve workplace efficiency. The project focuses on adapting exterior work spaces and interior building elements to support business process improvements for occupant work groups. Interior systems improvements could include flooring replacements, interior remodeling, computer network cabling upgrades, uninterruptible power systems and computer flooring. Exterior system improvements could include fencing, security systems, paving and striping, and exterior building components.

<b>Resources</b>	<b>LTD Actuals</b>	<b>2023 Revised</b>	<b>2024</b>	<b>2025</b>	<b>2026</b>	<b>2027</b>	<b>2028</b>	<b>2029</b>	<b>Total</b>
City Light Fund Revenues	10,311	1,049	-	-	-	-	-	-	11,360
<b>Total:</b>	<b>10,311</b>	<b>1,049</b>	<b>-</b>	<b>-</b>	<b>-</b>	<b>-</b>	<b>-</b>	<b>-</b>	<b>11,360</b>
<b>Fund Appropriations / Allocations *</b>	<b>LTD Actuals</b>	<b>2023 Revised</b>	<b>2024</b>	<b>2025</b>	<b>2026</b>	<b>2027</b>	<b>2028</b>	<b>2029</b>	<b>Total</b>
Light Fund	10,311	1,049	-	-	-	-	-	-	11,360
<b>Total:</b>	<b>10,311</b>	<b>1,049</b>	<b>-</b>	<b>-</b>	<b>-</b>	<b>-</b>	<b>-</b>	<b>-</b>	<b>11,360</b>

O&M Impacts: NA

\* Funds are appropriated through the Adopted Budget at the Budget Summary Level. All Amounts shown above are in thousands of dollars



# **Seattle Public Utilities**

## **Drainage and Wastewater**





### Overview

Seattle Public Utilities (SPU) maintains the network of sewer and drainage systems throughout the City of Seattle. These systems include approximately:

- 448 miles of sanitary sewers
- 968 miles of combined sewers
- 67 Pump Stations
- 5.5 miles of wastewater force mains
- 82 City-owned and permitted Combined Sewer Overflow points
- 38 Combined Sewer Overflow control detention tanks/pipes
- 481 miles of storm drains / 591 storm drain outfalls
- 24,733 catch basins
- 65 miles of ditches, 128 miles of culverts
- 30 miles of stream channel (49 creeks, 6 of which are salmon bearing)
- 9 acres of green stormwater infrastructure
- 17 detention/treatment ponds
- 295 drainage flow control facilities
- 578 water quality structures

The Drainage and Wastewater (DWF) CIP is the vehicle for rehabilitating, replacing, improving, and expanding this infrastructure, as well as constructing projects that protect, conserve, and enhance our region's environmental resources. Planned spending in the DWF CIP is approximately \$1.37 billion over the next six years, from 2024-2029.

### Thematic Priorities/Project Selection Criteria

The goal of the DWF CIP is to replace failing assets, construct new facilities that reduce the frequency of flooding and sewer backups for customers, improve water quality and habitat in the environment by reducing sewage overflows and the impacts of stormwater pollution, and provide adequate workforce facilities for our employees and equipment operations. Projects in the DWF CIP are guided by various Federal regulations, City policies, and long-term planning documents (e.g., the Plan to Protect Seattle's Waterways and asset management plans). Additional direction for SPU's capital improvement program come from our 2021-2026 Strategic Business Plan, which outlined new investments, cost savings, and a retail rate path for the six-year period and grew out of SPU's efforts to provide greater rate predictability for customers while making important investments for the future. In addition to candidate capital projects identified from these planning documents, projects are identified from external projects, opportunities, emergencies, and other unexpected events. Prioritized projects are predominantly based on the following:

- **Public Health, Safety & Environment:** The overriding priority for the DWF CIP is maintaining public health and safety by providing or improving services to customers and decreasing our impact on the environment. Examples of highly ranked projects in this category include the Drainage Capacity program, Sanitary Sewer Overflow Capacity program, South Park Water Quality Facility, and Protection of Beneficial Uses program which includes floodplain reconnection efforts and water quality improvement projects.

## SPU – Drainage and Wastewater

- **Infrastructure Reliability & Risk:** How a project addresses infrastructure conditions or vulnerabilities. Examples of highly ranked projects in this category include the Pipe Rehabilitation and Pump Station improvement programs.
- **Regulatory, Mandates, Legal Agreements:** The City of Seattle/SPU must comply with State and Federal regulatory requirements including the Clean Water Act (CWA) and the Consent Decree that was entered in court on July 3, 2013, between the City, the U.S. Environmental Protection Agency (EPA), and the U.S. Department of Justice (DOJ). The two most significant regulatory drivers associated with the CWA are the National Pollutant Discharge Elimination System (NPDES) Waste Discharge Permit (aka NPDES CSO Permit) and the NPDES Phase I Municipal Stormwater Permit (aka NPDES MS4 Permit). This ranking category considers the degree to which the project is driven by Federal, State, and local laws, permit and regulatory requirements, and consent decrees, as well as by legal agreements with public and private parties and the specific mandates of the City Council and Mayor. Examples of highly ranked projects in this category include the Ship Canal Water Quality Project, CSO Retrofits, South Park Water Quality Facility, and Natural Drainage System (NDS) Partnering Program.
- **External Drivers and Opportunities:** SPU’s responsiveness to, or engagement with, the projects of other Departments or Jurisdictions, or opportunities to provide multiple benefits, address service equity, or reduce ratepayer costs through outside funding opportunities. Examples of highly ranked projects in this category include the Transportation Agency projects through SDOT’s Bridging the Gap Program and Sound Transit.

To aid SPU in making responsible decisions on behalf of ratepayers, prioritized projects must then be justified through a business case process that establishes that a problem or opportunity is timely and important and that the proposed solution is superior to other alternatives based on a triple bottom line analysis (economic, environmental, and social) of life-cycle benefits and costs. The process also recognizes that a project may be a “must do” project (e.g., required by regulations). The need for a given project or program is documented in a business case document and must be approved by the SPU General Manager/CEO and Asset Management Committee or CIP Board.

### **DWW Priorities that are also Mayor/Council Priorities**

SPU's Strategic Business Plan helps us focus our work to better meet the needs of our customers and communities. It also provides our customers with a predictable three-year rate path and projections for the subsequent three years. SPU updates the plan and adopts rate path on a three-year cycle to allow for future uncertainties and adjustments. As part of the update process, SPU conducts broad research and public engagement efforts, in addition to soliciting input by the Mayor’s Office and City Council.

The DWW priorities in the SBP are the collective priorities for SPU’s DWW line of business, and they reflect and respond to values consistently expressed by customers and community: affordability, sustainability, and equity. SPU is committed to leading with equity and working in partnership with communities and employees to create a just and sustainable future. We understand that the actions we take today have the power to transform our employees, community, environment, and economy for generations to come.

SPU’s vision for being Community Centered, One Water, and Zero Waste is as follows:

### **2024-2029 Proposed Capital Improvement Plan**

## SPU – Drainage and Wastewater

- **Community Centered:** As a community-centered utility, we must be in relationship with community. Our work must include listening and advocating for community interests. If we are successful in adopting this mindset, then our communities will come away with a strong sense of empowerment.
- **One Water:** The challenges facing the water industry are incredibly complex and costly. We must develop multi-faceted, multi-benefit systemic solutions that recognize the value in all water resources.
- **Zero Waste:** We must strive for a future where we are not producing waste. This means intense recycling/reuse, reducing packaging and food waste, and adopting and seeding new ways of doing business and circular economy (e.g., deconstruction vs. demolition).

Reaching our goals requires long-range planning and strategic maneuvering. SPU’s General Manager/CEO recently highlighted near-term steps to lead the organization as part of his recent confirmation. These steps include planning for a transition away from centralized treatment plants to a future where small-scale decentralized treatment plants are the norm; adopting a continuous improvement culture to deliver services efficiently and effectively with data-informed decision making, work processes, and value-added outcomes for customers; and excellent service delivery that continues to prioritize the City’s values including implementing solutions that are sustainable and resilient, which includes a growing focus on delivering more holistic, programmatic, and nature-based solutions.

### CIP Highlights

**2024-2029 Proposed Drainage and Wastewater Fund CIP by BCL**  
(\$’s in ‘000s; total may not sum due to rounding)

BCL	2024	2025	2026	2027	2028	2029	Total
BC-SU-C333B - Protection of Beneficial Uses	36,683	40,342	63,152	66,764	47,918	39,581	<b>294,440</b>
BC-SU-C350B - Sediments	10,734	15,647	10,556	11,319	19,066	18,608	<b>85,930</b>
BC-SU-C360B - Combined Sewer Overflows	111,767	85,683	55,576	28,395	31,521	40,881	<b>353,823</b>
BC-SU-C370B - Rehabilitation	61,250	51,397	45,447	45,738	52,221	54,486	<b>310,539</b>
BC-SU-C380B - Flooding, Sewer Backup & Lndsl	12,203	20,776	28,332	43,695	33,495	30,300	<b>168,801</b>
BC-SU-C410B - Shared Cost Projects	19,399	17,880	19,605	21,154	28,253	21,972	<b>128,262</b>
BC-SU-C510B - Technology	5,450	4,322	4,322	4,322	4,322	4,322	<b>27,057</b>
<b>Total</b>	<b>257,485</b>	<b>236,047</b>	<b>226,989</b>	<b>221,386</b>	<b>216,796</b>	<b>210,149</b>	<b>1,368,853</b>

### 2024-2029 Proposed Capital Improvement Plan

## SPU – Drainage and Wastewater

**Protection of Beneficial Uses:** This program makes improvements to the City’s drainage system to reduce the harmful effects of stormwater runoff on creeks and receiving water bodies and preserve the storm water conveyance function of our creeks through stream culvert repair and rehabilitation. The program includes projects to meet regulatory requirements, primarily NDS Partnering Program projects (a key component of Seattle’s Plan to Protect Seattle’s Waterways) which improves water quality with green stormwater infrastructure (GSI) approaches, while also partnering with SDOT to provide mobility improvements and streetscape enhancements. The program also includes projects that are part of the SPU and Council created GSI in Urban Villages Program, helping SPU grow approaches for partnering with other agencies, developers, and community-based organization to install GSI at the lowest costs moment. Stream culvert and floodplain storage efforts, including the Longfellow Flood Storage project, are exploring win-win partnerships with Seattle Parks and Recreation.

**Sediments:** The City of Seattle is a Potentially Responsible Party (PRP) for cleanup liabilities for contaminated sediments at the Lower Duwamish Waterway Superfund Site, the Harbor Island Superfund Site, and Gas Works Park due to alleged historic contributions from Combined Sewer Overflows (CSO), storm drain discharges, and other City-owned facilities. The city continues to work with the EPA, the Washington State Department of Ecology, King County, and other PRPs on an assessment of contaminants and sources. The Sediments program provides funding for studies and analysis for cleanup of contaminated sediment sites in which the City is a participant, engineering design, construction of actual cleanup of contaminated sites, and liability allocation negotiations. The study phase of sediment remediation projects often requires multiple years before specific cleanup actions are defined. Current projections reflect costs associated with cleanup construction adjacent to Gasworks Park, the Duwamish Waterway Sediment Remediation, and East Waterway Remediation projects beginning in 2024 based on preliminary schedules.

**Combined Sewer Overflows:** This program consists of projects that are mandated by State and Federal regulations to control combined sewer overflows (CSOs) into the City’s receiving waters. During heavy rainfall events, the combination of stormwater (about 90 percent of the volume) and sewage may exceed the capacity of the combined sewer system (CSS) and overflow into our waterways – causing a combined sewer overflow (CSO). CSOs spill a mixture of raw sewage and stormwater into local waterways at 85 outfalls throughout the city. These spills violate water quality standards, create unacceptable risk to public health, contaminate sediment and habitats for endangered species, and pollute the Puget Sound.

Annual CSOs have been reduced from a range of 20-30 billion gallons per year by both the city and the County in 1970 to about 1 billion gallons per year today. The City’s overflows account for approximately 100-200 million gallons per year. SPU currently does not meet regulatory mandates that limit CSOs to one untreated overflow per outfall location per year. SPU is required by State and Federal law to achieve control of CSOs by 2030. The LTCP, also called the Plan to Protect Seattle’s Waterways, was approved by regulators in May 2015. Ultimately the Consent Decree requires completion of construction of all CSO reduction projects by December 2030. CSOs must be proven to be controlled one year after completion of construction. Continuing investments in CSO control will enable SPU to achieve compliance with the 2030 milestone.

Projects in the CSO Program include large infrastructure projects (e.g., storage structures, pipes, tunnels, wet weather treatment plants, stormwater separation, pump stations, etc.), smaller retrofits, construction of Green Stormwater Infrastructure (GSI) for CSO control, and development and implementation of regulatory required plans such as the Plan to Protect Seattle’s Waterways. The

### 2024-2029 Proposed Capital Improvement Plan

## SPU – Drainage and Wastewater

largest project in the DWF CIP is the Ship Canal Water Quality Project (SCWQP). The SCWQP consists of a 2.7-mile-long, approximately 18-foot-diameter tunnel that, when completed, will capture and store approximately 75 million gallons of sewage and stormwater flows from Ballard, Fremont, Wallingford, and Queen Anne.

Planning is underway and will continue through the coming years for additional CSO reduction efforts to meet CSO Consent Decree compliance date requirements. SPU currently expects to spend approximately \$354 million over the next six years on CSO reduction projects. The majority of this spending is associated with the SCWQP, a joint project with King County to control CSOs into the Lake Washington Ship Canal and Salmon Bay, which is currently projected to cost \$640 million.

**Rehabilitation:** This program consists of projects that repair, rehabilitate, or replace existing drainage and wastewater assets to maintain or improve current functionality levels. Assets that are addressed include:

- pump station structures, force mains, airlift conversions, major mechanical, ventilation and electrical components;
- drainage facilities including water quality structures, flow control structures and large surface water facilities; and
- drainage and wastewater conveyance pipes and structures (catch basins, maintenance holes and sandboxes).

Work within this program is a critical component to achieving SPU's Consent Decree target of less than four sanitary sewer overflows per 100 miles of sewer pipe bi-annually. Individual projects are defined by the type and method of rehabilitation and/or replacement including emergency rehabilitation, no-dig pipe lining rehabilitation by crews or contract, full mainline dig pipe replacement by contract, dig point pipe and structure rehabilitation by crews or contract, pump station repairs or replacement by crew or contract, and force main repairs or replacement by contract.

This proposed budget will include a new drainage facility master project to rehabilitate or replace water quality structures, flow control structures and large surface water facilities by crew or contractor, and a drainage pipe rehabilitation program to replace and repair drainage pipes and conveyance structures.

**Flooding, Sewer Back-up, and Landslides:** This program is responsible for preventing and alleviating flooding and sewer backups in the City of Seattle, with a primary focus on the protection of public health, safety, and property. The program area is focused on planning, design, and construction of new pipes, ditches, culverts, detention facilities, and GSI that control and/or convey storm runoff to the ultimate discharge locations of creeks, lakes, and Puget Sound. This program also involves protecting SPU's drainage and wastewater infrastructure in landslide prone areas from impending small landslides and providing drainage improvements where surface water generated from the City right-of way is contributing to slope instability and/or small landslides. Lastly, this program also includes sewer capacity projects that reduce sewer backups and help lower the risk of exceeding the Consent Decree target of four sanitary sewer overflows per 100 miles of sewer pipe per year. Major projects in this program include the 12<sup>th</sup> Avenue drainage project, the South Park Conveyance project, and the South Park Water Quality and Pump Station project. The South Park Water Quality Facility is a regulatory commitment within the Plan to Protect Seattle's Waterways.

## SPU – Drainage and Wastewater

**Shared Cost Projects:** This program includes individual capital improvement projects which typically benefit multiple Lines of Business (LOB) (e.g., the Water LOB and the Drainage and Wastewater LOB) and whose costs are "shared," or paid for by more than one of SPU's utility funds.

The Proposed Budget for the Shared Cost program includes budgets for a few interdepartmental projects including the Alaskan Way Viaduct and Seawall Replacement, Move Seattle, Center City Connector Streetcar, and Sound Transit Link Light Rail. This BCL also includes funding for SPU Facility Improvements such as the South Operations Center, the North Operations Center, and a new dewatering facility near the South Transfer Station. Other programs in this BCL include DWW Heavy Equipment Purchases, 1% for the Arts, and several smaller projects.

**Technology:** The Technology CIP is managed in six program areas that provide a department-wide view of technology investments to address SPU's strategic, business, and City-wide priorities. These areas are:

- Customer Contact and Billing.
- Enterprise Information Management.
- IT Infrastructure.
- Project Delivery & Performance.
- Science & System Performance; and
- Asset Information Management.

Investments in 2024 address several of SPU's key initiatives, including:

- Financial Management and Internal Controls.
- Operational Excellence and Performance Management.
- An Easy and Engaged Customer Experience.
- Data-driven Decision Support; and
- Project Delivery/Project Controls.

In 2024, SPU will continue focusing its technology spending on the highest priority business needs. These projects would primarily be within the Customer Contact and Billing Program, the Project Delivery and Performance Program, and the IT Infrastructure Program.

Within the Customer Contact and Billing Program, the next major projects to be developed are the CRM (Customer Relationship Management) for Community Engagement Project, and the Kubra Realtime project. Other projects slated would be the Integrated Security System project, Accela Software Implementation, Development Systems Integration Phase 2 project, and the Construction Contract Management project, along with other projects that have been deferred in previous years.

### CIP Revenue Sources

The DWF CIP is financed through revenue bonds, a combination of low interest State and Federal loans, operating cash, and a small portion through capital grants or capital contributions in-kind. Financial policies adopted by the City Council and embedded within revenue bond covenants require that non-debt sources of funds (operating cash, grants, contributions) comprise at least 25% of the portfolio over a four-year period.

## SPU – Drainage and Wastewater

For the 2024-2029 period, SPU has secured low interest SRF loans from the State Department of Ecology and WIFIA loans from the EPA to fund the majority of the Ship Canal Water Quality Project, with the balance funded through operating cash. The remaining projects will be funded through revenue bonds and operating cash. SPU will continue to seek out additional SRF and WIFIA loans where appropriate, as well as Public Works Trust Fund (PWTF) and Remedial Action Grants for sediments cleanup.

### Summary of Upcoming Budget Issues and Challenges

The biggest challenge for DWF will be continuing to manage priority projects while still complying with regulatory requirements from the EPA and the Washington State Department of Ecology (DOE) - all within the financial limitations of the Fund.

The City negotiated a Consent Decree among the City, the EPA, and the DOJ for compliance with the CWA and State regulations. The Consent Decree was entered in court on July 3, 2013 and includes deadlines for development and implementation of the LTCP and will drive spending in the CSO Reduction Program over the next several years. The Consent Decree also includes requirements to implement a Capacity Management, Operations and Maintenance (CMOM) Program, which drives operations and maintenance spending and CIP spending in the Rehabilitation Program. Additionally, an NPDES permit for stormwater includes requirements to help protect local waterways and the Puget Sound from damaging pollutants and excessive runoff. This increased regulatory emphasis on protecting and improving water quality has resulted in the need for the city to make substantial investments in water quality treatment, detention, CSO retrofits, pipe and pump station rehabilitation, and inflow/infiltration reduction.

- Water Quality Treatment: This focuses on removing pollutants and can be accomplished through GSI or the use of technology such as specialized media filters. GSI is the use of green solutions to help reduce untreated overflows by allowing stormwater to infiltrate slowly into the ground, cutting the volume of stormwater entering the system, and providing water quality treatment through natural processes as the polluted runoff comes in contact with the soil and vegetation.
- Detention: This focuses on storing stormwater and/or sewage during a rainfall event and can be accomplished through detention ponds (for stormwater), GSI (for stormwater), floodplain reconnection (for stormwater), or underground tanks or tunnels (for both wastewater and stormwater). Detention can be added to the drainage system to offset the impacts of larger storms that overwhelm the conveyance capacity of the combined sewer system resulting in backups of sewage, localized flooding, and releases of untreated sewage.
- CSO and Drainage Facility Retrofits: This focuses on optimizing existing collection, pumping and storage systems, using low-cost repairs and modifications to reduce pollution to waterways and/or improve flow control benefits.
- Pipe and Pump Station Rehabilitation: This consists of repairing, rehabilitating, or replacing existing gravity sewer and drainage pipes and structures, wastewater pump stations, and/or force mains that have deficiencies or have reached the end of their useful life.
- Inflow/Infiltration Reduction: This focuses on addressing parts of the system where there are direct stormwater connections to the sanitary sewer system which can be directed to a separated stormwater system. Infiltration reduction focuses on filling in cracks in sewer lines

### 2024-2029 Proposed Capital Improvement Plan

## SPU – Drainage and Wastewater

that allow groundwater to enter the system. By reducing inflow/infiltration, it is possible to reduce the frequency and volume of SSOs and sewer backups.

Other challenges DWF faces in meeting its obligations:

- 1) Addressing public expectations: It is challenging to address public expectations around our basic service level programs, such as flooding and system capacity. Funding levels for these programs are less than needed, but unable to be increased at this time due to the demand on our budget from regulatory requirements. The separated drainage and wastewater systems are either at capacity during storm events or lacking the fundamental infrastructure at various locations across the City. The impacts can range from very serious (basement sewer back-ups) to nuisance (limited street or yard flooding) issues.
- 2) Construction Costs: Market conditions, inflation, and increasing cost of building large (drainage and wastewater) infrastructure in dense urban areas continue to put pressure on the portfolio.
- 3) Climate Change: Increasing rainfall intensities resulting from climate change are increasing pressure on existing drainage and wastewater infrastructure leading to increased CSOs and driving the need for larger solutions and additional system improvements. SPU assets also have risks related to sea level rise along the marine shoreline of the city.
- 4) King County Regional Treatment and Disposal rate increase impact: In 1958, a regional sewage treatment agency, the Municipality of Metropolitan Seattle (“Metro”), was formed to provide a regional solution to water quality problems. The City, rather than expanding its own treatment facilities, entered into a contract with Metro for sewage treatment. Metro operates three major regional wastewater treatment plants, two smaller local treatment plants, and four combined sewer overflow (“CSO”) treatment facilities, along with an extensive regional interceptor system to route sewage to the plants and stop untreated discharges into Lake Washington and other bodies of water. Metro and King County (the “County”) were merged in 1994. Since then, the County has been responsible for sewage treatment and disposal and has entered into a long-term contract with local sewage agencies, including the City, which remain responsible for their own local collection and transmission lines. The County currently provides services to 37 entities, including cities (including Seattle), sewer districts, and others. The County finances the capital and operating costs of its sewage treatment and disposal system, including projects from the Regional Wastewater Services Plan, with capacity charges to new customers and wholesale charges to the City and other component agencies, all of which are established by the County Council pursuant to the current agreement. Currently, the City’s share of the County’s wholesale charge revenue is approximately 40%, and SPU passes this wholesale charge on to the City’s Drainage and Wastewater System ratepayers. Future County increases in rates may impact the funding allocation available for SPU services.

### Future Projects/What is on the Horizon

Over the next 10 years the DWF CIP will be driven largely by regulatory requirements, major transportation projects, and Operations Crew Facilities. Major projects include the completion of the Ship Canal Water Quality Project, sediment remediation, and other projects necessary under the LTCP/Plan to Protect Seattle’s Waterways, including right-of-way bioretention through the NDS

### 2024-2029 Proposed Capital Improvement Plan



## SPU – Drainage and Wastewater

Partnering Program, and South Park water quality facility. With the implementation of the Seattle Transportation Plan, DWF CIP will look for partnering opportunities that will allow SPU to stretch dollars further.

The City is currently engaged in planning that will identify capital and operating and maintenance needs for the Drainage and Wastewater System. The City's Plan to Protect Seattle's Waterways (LTCP to reduce CSO and Integrated Plan that addresses both sewage overflows and polluted stormwater runoff), which was approved by the EPA, Department of Justice, and Ecology, requires CIP investments in wastewater and stormwater projects through 2030. Supplementing in the near-term and looking beyond 2030, SPU is in the process of developing a community-centered plan to guide investments in integrated utility infrastructure for the next 50 years ([Shape Our Water Plan](#)). Through this planning effort, SPU will identify the partnerships, programs, and projects that will improve the performance and resilience of our drainage and wastewater systems while optimizing social and environmental co-benefits for the city. This planning is part of building a better Seattle by providing drainage and wastewater services that are affordable, safe, green, and just in a climate uncertain future.

### Beneficial Uses Program

<b>Project No:</b>	MC-SU-C3317	<b>BSL Code:</b>	BC-SU-C333B
<b>Project Type:</b>	Ongoing	<b>BSL Name:</b>	Protection of Beneficial Uses
<b>Project Category:</b>	Improved Facility	<b>Location:</b>	Various
<b>Current Project Stage:</b>	N/A	<b>Council District:</b>	Multiple
<b>Start/End Date:</b>	N/A	<b>Neighborhood District:</b>	Multiple
<b>Total Project Cost:</b>	N/A	<b>Urban Village:</b>	Multiple

This ongoing project develops drainage related projects to improve the water quality, stream function and habitat in the streams and receiving waters of Seattle. Projects include stream and habitat restoration to reduce flooding, culvert repair and replacements to protect public safety, and green stormwater infrastructure projects to address flooding and control and clean runoff to streams.

<b>Resources</b>	<b>LTD Actuals</b>	<b>2023 Revised</b>	<b>2024</b>	<b>2025</b>	<b>2026</b>	<b>2027</b>	<b>2028</b>	<b>2029</b>	<b>Total</b>
Drainage and Wastewater Rates	13,197	1,242	2,437	4,418	10,343	24,181	18,217	10,503	84,537
<b>Total:</b>	<b>13,197</b>	<b>1,242</b>	<b>2,437</b>	<b>4,418</b>	<b>10,343</b>	<b>24,181</b>	<b>18,217</b>	<b>10,503</b>	<b>84,537</b>
<b>Fund Appropriations / Allocations *</b>	<b>LTD Actuals</b>	<b>2023 Revised</b>	<b>2024</b>	<b>2025</b>	<b>2026</b>	<b>2027</b>	<b>2028</b>	<b>2029</b>	<b>Total</b>
Drainage and Wastewater Fund	13,197	1,242	2,437	4,418	10,343	24,181	18,217	10,503	84,537
<b>Total:</b>	<b>13,197</b>	<b>1,242</b>	<b>2,437</b>	<b>4,418</b>	<b>10,343</b>	<b>24,181</b>	<b>18,217</b>	<b>10,503</b>	<b>84,537</b>

**O&M Impacts:** This is an ongoing program and any O&M needed as a result of this program is included in SPU's Operating Budget.

\* Funds are appropriated through the Adopted Budget at the Budget Summary Level. All Amounts shown above are in thousands of dollars

### Broadview Long-Term Plan

<b>Project No:</b>	MC-SU-C3812	<b>BSL Code:</b>	BC-SU-C380B
<b>Project Type:</b>	Ongoing	<b>BSL Name:</b>	Flooding, Sewer Backup & Landslide
<b>Project Category:</b>	Improved Facility	<b>Location:</b>	Broadview
<b>Current Project Stage:</b>	N/A	<b>Council District:</b>	Council District 5
<b>Start/End Date:</b>	N/A	<b>Neighborhood District:</b>	Northwest
<b>Total Project Cost:</b>	N/A	<b>Urban Village:</b>	Not in an Urban Village

The Broadview Long-Term Plan had been an ongoing program to address longstanding drainage and wastewater problems. The current funded capital project within that program is the 12th Avenue NW Drainage Basin project, which addresses public and private flooding problems in that area by providing stormwater detention and green infrastructure.

<b>Resources</b>	<b>LTD Actuals</b>	<b>2023 Revised</b>	<b>2024</b>	<b>2025</b>	<b>2026</b>	<b>2027</b>	<b>2028</b>	<b>2029</b>	<b>Total</b>
Drainage and Wastewater Rates	12,449	4,152	315	-	-	-	-	-	16,916
<b>Total:</b>	<b>12,449</b>	<b>4,152</b>	<b>315</b>	<b>-</b>	<b>-</b>	<b>-</b>	<b>-</b>	<b>-</b>	<b>16,916</b>
<b>Fund Appropriations / Allocations *</b>	<b>LTD Actuals</b>	<b>2023 Revised</b>	<b>2024</b>	<b>2025</b>	<b>2026</b>	<b>2027</b>	<b>2028</b>	<b>2029</b>	<b>Total</b>
Drainage and Wastewater Fund	12,449	4,152	315	-	-	-	-	-	16,916
<b>Total:</b>	<b>12,449</b>	<b>4,152</b>	<b>315</b>	<b>-</b>	<b>-</b>	<b>-</b>	<b>-</b>	<b>-</b>	<b>16,916</b>

**O&M Impacts:** This is an ongoing program and any O&M needed as a result of this program is included in SPU's Operating Budget.

\* Funds are appropriated through the Adopted Budget at the Budget Summary Level. All Amounts shown above are in thousands of dollars

### Creek Culvert Replacement Program

<b>Project No:</b>	MC-SU-C3314	<b>BSL Code:</b>	BC-SU-C333B
<b>Project Type:</b>	Ongoing	<b>BSL Name:</b>	Protection of Beneficial Uses
<b>Project Category:</b>	Improved Facility	<b>Location:</b>	Various
<b>Current Project Stage:</b>	N/A	<b>Council District:</b>	Multiple
<b>Start/End Date:</b>	N/A	<b>Neighborhood District:</b>	Multiple
<b>Total Project Cost:</b>	N/A	<b>Urban Village:</b>	Multiple

This ongoing project provides for the repair and replacement of stream culverts that are part of SPU's critical drainage infrastructure. Culverts are prioritized for repair or replacement based on structural condition. Projects are then sequenced based on prioritization and other factors such as readiness to proceed, ability to address other drainage needs (e.g., flooding, maintenance), potential partnerships, synergies with other projects and availability of funding.

Resources	LTD Actuals	2023 Revised	2024	2025	2026	2027	2028	2029	Total
Drainage and Wastewater Rates	8,167	1,041	2,446	9,760	14,762	7,846	8,810	9,600	62,432
King County Funds	-	500	-	-	-	-	-	-	500
<b>Total:</b>	<b>8,167</b>	<b>1,541</b>	<b>2,446</b>	<b>9,760</b>	<b>14,762</b>	<b>7,846</b>	<b>8,810</b>	<b>9,600</b>	<b>62,932</b>
Fund Appropriations / Allocations *	LTD Actuals	2023 Revised	2024	2025	2026	2027	2028	2029	Total
Drainage and Wastewater Fund	8,167	1,541	2,446	9,760	14,762	7,846	8,810	9,600	62,932
<b>Total:</b>	<b>8,167</b>	<b>1,541</b>	<b>2,446</b>	<b>9,760</b>	<b>14,762</b>	<b>7,846</b>	<b>8,810</b>	<b>9,600</b>	<b>62,932</b>

**O&M Impacts:** This is an ongoing program and any O&M needed as a result of this program is included in SPU's Operating Budget.

\* Funds are appropriated through the Adopted Budget at the Budget Summary Level. All Amounts shown above are in thousands of dollars

**CSO Facility Retrofit**

<b>Project No:</b>	MC-SU-C3611	<b>BSL Code:</b>	BC-SU-C360B
<b>Project Type:</b>	Ongoing	<b>BSL Name:</b>	Combined Sewer Overflows
<b>Project Category:</b>	Improved Facility	<b>Location:</b>	Various
<b>Current Project Stage:</b>	N/A	<b>Council District:</b>	Multiple
<b>Start/End Date:</b>	N/A	<b>Neighborhood District:</b>	Multiple
<b>Total Project Cost:</b>	N/A	<b>Urban Village:</b>	Not in an Urban Village

This ongoing project retrofits, upgrades, and modifies existing Combined Sewer Overflows (CSO) reduction facilities in Seattle CSO basins. Retrofit projects cost-effectively optimize and maximize existing system operation to minimize CSOs to the greatest extent possible, reducing long term CSO storage needs. This project assists in achieving State Department of Ecology's requirement of an average of no more than one CSO event per outfall per year.

<b>Resources</b>	<b>LTD Actuals</b>	<b>2023 Revised</b>	<b>2024</b>	<b>2025</b>	<b>2026</b>	<b>2027</b>	<b>2028</b>	<b>2029</b>	<b>Total</b>
Drainage and Wastewater Rates	28,130	30	10	10	10	10	10	10	28,220
<b>Total:</b>	<b>28,130</b>	<b>30</b>	<b>10</b>	<b>10</b>	<b>10</b>	<b>10</b>	<b>10</b>	<b>10</b>	<b>28,220</b>
<b>Fund Appropriations / Allocations *</b>	<b>LTD Actuals</b>	<b>2023 Revised</b>	<b>2024</b>	<b>2025</b>	<b>2026</b>	<b>2027</b>	<b>2028</b>	<b>2029</b>	<b>Total</b>
Drainage and Wastewater Fund	28,130	30	10	10	10	10	10	10	28,220
<b>Total:</b>	<b>28,130</b>	<b>30</b>	<b>10</b>	<b>10</b>	<b>10</b>	<b>10</b>	<b>10</b>	<b>10</b>	<b>28,220</b>

**O&M Impacts:** This is an ongoing program and any O&M needed as a result of this program is included in SPU's Operating Budget.

\* Funds are appropriated through the Adopted Budget at the Budget Summary Level. All Amounts shown above are in thousands of dollars

### Drainage Capacity Program

<b>Project No:</b>	MC-SU-C3802	<b>BSL Code:</b>	BC-SU-C380B
<b>Project Type:</b>	Ongoing	<b>BSL Name:</b>	Flooding, Sewer Backup & Landslide
<b>Project Category:</b>	Improved Facility	<b>Location:</b>	Various
<b>Current Project Stage:</b>	N/A	<b>Council District:</b>	Multiple
<b>Start/End Date:</b>	N/A	<b>Neighborhood District:</b>	Multiple
<b>Total Project Cost:</b>	N/A	<b>Urban Village:</b>	Multiple

This ongoing program provides flood control and local drainage and wastewater projects to improve system capacity or increase the existing level of service. Candidate projects are identified through DWW investigations, claims, complaints, studies, and prior planning. Drainage “spot” projects and small landslides prevention projects are also included within this program. The Localized Flood Control Program improves Drainage and Wastewater levels of service.

Resources	LTD Actuals	2023 Revised	2024	2025	2026	2027	2028	2029	Total
Drainage and Wastewater Rates	25,802	4,616	3,985	6,876	8,407	8,840	12,820	12,820	84,166
<b>Total:</b>	<b>25,802</b>	<b>4,616</b>	<b>3,985</b>	<b>6,876</b>	<b>8,407</b>	<b>8,840</b>	<b>12,820</b>	<b>12,820</b>	<b>84,166</b>
Fund Appropriations / Allocations *	LTD Actuals	2023 Revised	2024	2025	2026	2027	2028	2029	Total
Drainage and Wastewater Fund	25,802	4,616	3,985	6,876	8,407	8,840	12,820	12,820	84,166
<b>Total:</b>	<b>25,802</b>	<b>4,616</b>	<b>3,985</b>	<b>6,876</b>	<b>8,407</b>	<b>8,840</b>	<b>12,820</b>	<b>12,820</b>	<b>84,166</b>

**O&M Impacts:** This is an ongoing program and any O&M needed as a result of this program is included in SPU's Operating Budget.

\* Funds are appropriated through the Adopted Budget at the Budget Summary Level. All Amounts shown above are in thousands of dollars

### Drainage Facilities Rehabilitation

<b>Project No:</b>	MC-SU-C3711	<b>BSL Code:</b>	BC-SU-C370B
<b>Project Type:</b>	Ongoing	<b>BSL Name:</b>	Rehabilitation
<b>Project Category:</b>	Improved Facility	<b>Location:</b>	Citywide
<b>Current Project Stage:</b>	N/A	<b>Council District:</b>	Multiple
<b>Start/End Date:</b>	N/A	<b>Neighborhood District:</b>	Multiple
<b>Total Project Cost:</b>	N/A	<b>Urban Village:</b>	Multiple

This new project provides for improvements and upgrades to SPU-owned drainage facilities including, but not limited to, detention/treatment ponds, flow control facilities, and water quality structures. Typical improvements may include, but are not limited to, the repair, rehabilitation, or replacement of drainage facilities.

Resources	LTD Actuals	2023 Revised	2024	2025	2026	2027	2028	2029	Total
Drainage and Wastewater Rates	2,742	2,889	3,810	7,030	6,060	3,160	2,560	2,760	31,011
<b>Total:</b>	<b>2,742</b>	<b>2,889</b>	<b>3,810</b>	<b>7,030</b>	<b>6,060</b>	<b>3,160</b>	<b>2,560</b>	<b>2,760</b>	<b>31,011</b>
Fund Appropriations / Allocations *	LTD Actuals	2023 Revised	2024	2025	2026	2027	2028	2029	Total
Drainage and Wastewater Fund	2,742	2,889	3,810	7,030	6,060	3,160	2,560	2,760	31,011
<b>Total:</b>	<b>2,742</b>	<b>2,889</b>	<b>3,810</b>	<b>7,030</b>	<b>6,060</b>	<b>3,160</b>	<b>2,560</b>	<b>2,760</b>	<b>31,011</b>

**O&M Impacts:** This is an ongoing program and any O&M needed as a result of this program is included in SPU's Operating Budget.

\* Funds are appropriated through the Adopted Budget at the Budget Summary Level. All Amounts shown above are in thousands of dollars

**Future CSO Projects**

<b>Project No:</b>	MC-SU-C3612	<b>BSL Code:</b>	BC-SU-C360B
<b>Project Type:</b>	Ongoing	<b>BSL Name:</b>	Combined Sewer Overflows
<b>Project Category:</b>	Improved Facility	<b>Location:</b>	N/A
<b>Current Project Stage:</b>	N/A	<b>Council District:</b>	Multiple
<b>Start/End Date:</b>	N/A	<b>Neighborhood District:</b>	Multiple
<b>Total Project Cost:</b>	N/A	<b>Urban Village:</b>	Multiple

This project is for future combined sewer overflow (CSO) reduction projects that will be identified through the CSO Long-Term Control Plan (LTCP) Update. Future projects are most likely to include underground storage projects, wastewater lift station improvements, and/or wastewater conveyance system improvements. Planning for the projects began in 2018, and the projects should complete their construction by 2030.

<b>Resources</b>	<b>LTD Actuals</b>	<b>2023 Revised</b>	<b>2024</b>	<b>2025</b>	<b>2026</b>	<b>2027</b>	<b>2028</b>	<b>2029</b>	<b>Total</b>
Drainage and Wastewater Rates	3,728	1,255	2,731	6,921	14,652	22,148	31,211	40,571	123,216
<b>Total:</b>	<b>3,728</b>	<b>1,255</b>	<b>2,731</b>	<b>6,921</b>	<b>14,652</b>	<b>22,148</b>	<b>31,211</b>	<b>40,571</b>	<b>123,216</b>
<b>Fund Appropriations / Allocations *</b>	<b>LTD Actuals</b>	<b>2023 Revised</b>	<b>2024</b>	<b>2025</b>	<b>2026</b>	<b>2027</b>	<b>2028</b>	<b>2029</b>	<b>Total</b>
Drainage and Wastewater Fund	3,728	1,255	2,731	6,921	14,652	22,148	31,211	40,571	123,216
<b>Total:</b>	<b>3,728</b>	<b>1,255</b>	<b>2,731</b>	<b>6,921</b>	<b>14,652</b>	<b>22,148</b>	<b>31,211</b>	<b>40,571</b>	<b>123,216</b>

**O&M Impacts:** This is an ongoing program and any O&M needed as a result of this program is included in SPU's Operating Budget.

\* Funds are appropriated through the Adopted Budget at the Budget Summary Level. All Amounts shown above are in thousands of dollars



### Green Stormwater Infrastructure Program

<b>Project No:</b>	MC-SU-C3610	<b>BSL Code:</b>	BC-SU-C360B
<b>Project Type:</b>	Ongoing	<b>BSL Name:</b>	Combined Sewer Overflows
<b>Project Category:</b>	Improved Facility	<b>Location:</b>	Citywide
<b>Current Project Stage:</b>	N/A	<b>Council District:</b>	Multiple
<b>Start/End Date:</b>	N/A	<b>Neighborhood District:</b>	Multiple
<b>Total Project Cost:</b>	N/A	<b>Urban Village:</b>	Multiple

This ongoing program provides construction of Green Stormwater Infrastructure (GSI) as a component of combined sewer overflow (CSO) reduction within the uncontrolled CSO basins. Work includes roadside bioretention and the RainWise program. RainWise provides financial incentives to private property owners within our uncontrolled CSO basins for construction of properly sized and installed raingardens or cisterns. The program supports the City's current regulatory strategy for compliance with CSO National Pollutant Discharge Elimination System (NPDES) permit.

Resources	LTD Actuals	2023 Revised	2024	2025	2026	2027	2028	2029	Total
Drainage and Wastewater Rates	15,618	300	300	300	300	300	300	300	17,718
<b>Total:</b>	<b>15,618</b>	<b>300</b>	<b>300</b>	<b>300</b>	<b>300</b>	<b>300</b>	<b>300</b>	<b>300</b>	<b>17,718</b>
Fund Appropriations / Allocations *	LTD Actuals	2023 Revised	2024	2025	2026	2027	2028	2029	Total
Drainage and Wastewater Fund	15,618	300	300	300	300	300	300	300	17,718
<b>Total:</b>	<b>15,618</b>	<b>300</b>	<b>300</b>	<b>300</b>	<b>300</b>	<b>300</b>	<b>300</b>	<b>300</b>	<b>17,718</b>

**O&M Impacts:** This is an ongoing program and any O&M needed as a result of this program is included in SPU's Operating Budget.

*\* Funds are appropriated through the Adopted Budget at the Budget Summary Level. All Amounts shown above are in thousands of dollars*

**GSI for Protection of Beneficial Uses**

<b>Project No:</b>	MC-SU-C3316	<b>BSL Code:</b>	BC-SU-C333B
<b>Project Type:</b>	Ongoing	<b>BSL Name:</b>	Protection of Beneficial Uses
<b>Project Category:</b>	Improved Facility	<b>Location:</b>	Various
<b>Current Project Stage:</b>	N/A	<b>Council District:</b>	Multiple
<b>Start/End Date:</b>	N/A	<b>Neighborhood District:</b>	Multiple
<b>Total Project Cost:</b>	N/A	<b>Urban Village:</b>	Multiple

This ongoing program provides construction of Green Stormwater Infrastructure (GSI) within the separated stormwater system. Work includes right-of-way retrofits with bioretention and/or biofiltration for water quality treatment and flow control, as well as potential expansion of private property incentives for construction of properly sized and installed rain gardens or cisterns (RainWise program) into creek watersheds. The Natural Drainage Systems Projects within this program will achieve the water quality goals for the NDS Partnering Program identified in Seattle’s Plan to Protect Seattle’s Waterways (the Long Term Control Plan requirement within our Consent Decree) while coordinating with SDOT and community groups to deliver co-benefits such as sidewalks. The program also includes projects that are part of the SPU and Council created GSI in Urban Villages Program which will deliver multi-purpose green infrastructure projects in urban villages and urban centers through community partnerships and development synergies.

<b>Resources</b>	<b>LTD Actuals</b>	<b>2023 Revised</b>	<b>2024</b>	<b>2025</b>	<b>2026</b>	<b>2027</b>	<b>2028</b>	<b>2029</b>	<b>Total</b>
Drainage and Wastewater Rates	43,044	21,747	31,800	26,164	38,047	34,737	20,891	19,479	235,909
<b>Total:</b>	<b>43,044</b>	<b>21,747</b>	<b>31,800</b>	<b>26,164</b>	<b>38,047</b>	<b>34,737</b>	<b>20,891</b>	<b>19,479</b>	<b>235,909</b>
<b>Fund Appropriations / Allocations *</b>	<b>LTD Actuals</b>	<b>2023 Revised</b>	<b>2024</b>	<b>2025</b>	<b>2026</b>	<b>2027</b>	<b>2028</b>	<b>2029</b>	<b>Total</b>
Drainage and Wastewater Fund	43,044	21,747	31,800	26,164	38,047	34,737	20,891	19,479	235,909
<b>Total:</b>	<b>43,044</b>	<b>21,747</b>	<b>31,800</b>	<b>26,164</b>	<b>38,047</b>	<b>34,737</b>	<b>20,891</b>	<b>19,479</b>	<b>235,909</b>

**O&M Impacts:** This is an ongoing program and any O&M needed as a result of this program is included in SPU's Operating Budget.

\* Funds are appropriated through the Adopted Budget at the Budget Summary Level. All Amounts shown above are in thousands of dollars

## Long Term Control Plan

<b>Project No:</b>	MC-SU-C3604	<b>BSL Code:</b>	BC-SU-C360B
<b>Project Type:</b>	Ongoing	<b>BSL Name:</b>	Combined Sewer Overflows
<b>Project Category:</b>	Improved Facility	<b>Location:</b>	Various
<b>Current Project Stage:</b>	N/A	<b>Council District:</b>	Multiple
<b>Start/End Date:</b>	N/A	<b>Neighborhood District:</b>	Not in a Neighborhood District
<b>Total Project Cost:</b>	N/A	<b>Urban Village:</b>	Not in an Urban Village

This project supports the ongoing implementation of SPU's Combined Sewer Overflow (CSO) Reduction Long Term Control Plan (LTCP) in accordance with SPU's National Pollutant Discharge Elimination System (NPDES) permit and the Federal CSO Control Policy. On May 1, 2012, the Environmental Protection Agency/Department of Justice issued a draft Consent Decree to the City of Seattle which requires the development and submission of a Long-Term Control Plan for approval by May 30, 2015. It further stipulates that all CSO Control Measures are to be constructed as expeditiously as practicable, and in no event later than December 31, 2030. The Consent Decree also allows the City to propose storm water control project(s) as part of an Integrated Plan, in addition to the CSO Control Measures. The LTCP identified projects and programs to reduce the number and volume of CSOs, meet receiving water quality standards, and protect designated beneficial uses. The LTCP includes flow characterization, monitoring, and hydraulic modeling; development of CSO control alternatives; development of control alternatives that takes into consideration costs and performance; operational plan revisions; public participation; implementation schedule; and post-construction monitoring.

Resources	LTD Actuals	2023 Revised	2024	2025	2026	2027	2028	2029	Total
Drainage and Wastewater Rates	18,029	1,282	1,000	880	880	-	-	-	22,071
<b>Total:</b>	<b>18,029</b>	<b>1,282</b>	<b>1,000</b>	<b>880</b>	<b>880</b>	<b>-</b>	<b>-</b>	<b>-</b>	<b>22,071</b>
Fund Appropriations / Allocations *	LTD Actuals	2023 Revised	2024	2025	2026	2027	2028	2029	Total
Drainage and Wastewater Fund	18,029	1,282	1,000	880	880	-	-	-	22,071
<b>Total:</b>	<b>18,029</b>	<b>1,282</b>	<b>1,000</b>	<b>880</b>	<b>880</b>	<b>-</b>	<b>-</b>	<b>-</b>	<b>22,071</b>

**O&M Impacts:** Any O&M needed as a result of this project will be included and/or identified as part of SPU's Operating Budget.

\* Funds are appropriated through the Adopted Budget at the Budget Summary Level. All Amounts shown above are in thousands of dollars

### Outfall Rehabilitation Program

<b>Project No:</b>	MC-SU-C3708	<b>BSL Code:</b>	BC-SU-C370B
<b>Project Type:</b>	Ongoing	<b>BSL Name:</b>	Rehabilitation
<b>Project Category:</b>	Improved Facility	<b>Location:</b>	Various
<b>Current Project Stage:</b>	N/A	<b>Council District:</b>	Multiple
<b>Start/End Date:</b>	N/A	<b>Neighborhood District:</b>	Multiple
<b>Total Project Cost:</b>	N/A	<b>Urban Village:</b>	Multiple

This ongoing project provides rehabilitation of outfalls throughout Seattle Public Utilities service area. Typical improvements may include, but are not limited to, repair, rehabilitation or replacement of outfall structures. This project will investigate the condition of each of the outfalls and complete an options analysis, followed by design, construction, and closeout activities.

<b>Resources</b>	<b>LTD Actuals</b>	<b>2023 Revised</b>	<b>2024</b>	<b>2025</b>	<b>2026</b>	<b>2027</b>	<b>2028</b>	<b>2029</b>	<b>Total</b>
Drainage and Wastewater Rates	4,077	350	150	350	1,000	400	300	500	7,127
<b>Total:</b>	<b>4,077</b>	<b>350</b>	<b>150</b>	<b>350</b>	<b>1,000</b>	<b>400</b>	<b>300</b>	<b>500</b>	<b>7,127</b>
<b>Fund Appropriations / Allocations *</b>	<b>LTD Actuals</b>	<b>2023 Revised</b>	<b>2024</b>	<b>2025</b>	<b>2026</b>	<b>2027</b>	<b>2028</b>	<b>2029</b>	<b>Total</b>
Drainage and Wastewater Fund	4,077	350	150	350	1,000	400	300	500	7,127
<b>Total:</b>	<b>4,077</b>	<b>350</b>	<b>150</b>	<b>350</b>	<b>1,000</b>	<b>400</b>	<b>300</b>	<b>500</b>	<b>7,127</b>

**O&M Impacts:** This is an ongoing program and any O&M needed as a result of this program is included in SPU's Operating Budget.

\* Funds are appropriated through the Adopted Budget at the Budget Summary Level. All Amounts shown above are in thousands of dollars

### Pipe Renewal Program

<b>Project No:</b>	MC-SU-C3710	<b>BSL Code:</b>	BC-SU-C370B
<b>Project Type:</b>	Ongoing	<b>BSL Name:</b>	Rehabilitation
<b>Project Category:</b>	Improved Facility	<b>Location:</b>	Various
<b>Current Project Stage:</b>	N/A	<b>Council District:</b>	Multiple
<b>Start/End Date:</b>	N/A	<b>Neighborhood District:</b>	Multiple
<b>Total Project Cost:</b>	N/A	<b>Urban Village:</b>	Multiple

SPU operates and maintains approximately 1,423 miles of wastewater conveyance (combined and separated) pipe. The age of this infrastructure varies; however, significant portions of the system were constructed prior to 1950. This ongoing program repairs, replaces, rehabilitates and renews the conveyance system by SPU crews and various contracting construction projects.

<b>Resources</b>	<b>LTD Actuals</b>	<b>2023 Revised</b>	<b>2024</b>	<b>2025</b>	<b>2026</b>	<b>2027</b>	<b>2028</b>	<b>2029</b>	<b>Total</b>
Drainage and Wastewater Rates	145,645	37,272	42,710	34,429	33,246	32,396	34,205	33,060	392,963
<b>Total:</b>	<b>145,645</b>	<b>37,272</b>	<b>42,710</b>	<b>34,429</b>	<b>33,246</b>	<b>32,396</b>	<b>34,205</b>	<b>33,060</b>	<b>392,963</b>
<b>Fund Appropriations / Allocations *</b>	<b>LTD Actuals</b>	<b>2023 Revised</b>	<b>2024</b>	<b>2025</b>	<b>2026</b>	<b>2027</b>	<b>2028</b>	<b>2029</b>	<b>Total</b>
Drainage and Wastewater Fund	145,645	37,272	42,710	34,429	33,246	32,396	34,205	33,060	392,963
<b>Total:</b>	<b>145,645</b>	<b>37,272</b>	<b>42,710</b>	<b>34,429</b>	<b>33,246</b>	<b>32,396</b>	<b>34,205</b>	<b>33,060</b>	<b>392,963</b>

**O&M Impacts:** This is an ongoing program and any O&M needed as a result of this program is included in SPU's Operating Budget.

\* Funds are appropriated through the Adopted Budget at the Budget Summary Level. All Amounts shown above are in thousands of dollars

### Pump Station & Force Main Improvements

<b>Project No:</b>	MC-SU-C3703	<b>BSL Code:</b>	BC-SU-C370B
<b>Project Type:</b>	Ongoing	<b>BSL Name:</b>	Rehabilitation
<b>Project Category:</b>	Improved Facility	<b>Location:</b>	Various
<b>Current Project Stage:</b>	N/A	<b>Council District:</b>	Multiple
<b>Start/End Date:</b>	N/A	<b>Neighborhood District:</b>	Multiple
<b>Total Project Cost:</b>	N/A	<b>Urban Village:</b>	Not in an Urban Village

This ongoing project provides for improvements and upgrades to the 68 SPU-owned wastewater pump stations and force mains. Typical improvements may include, but are not limited to, replacement of existing pump station assets including pumps, motors, and valves, and installation of new assets such as SCADA systems, generators, and emergency plugs. This project enhances and extends the useful life of the existing pump stations which protects water quality.

<b>Resources</b>	<b>LTD Actuals</b>	<b>2023 Revised</b>	<b>2024</b>	<b>2025</b>	<b>2026</b>	<b>2027</b>	<b>2028</b>	<b>2029</b>	<b>Total</b>
Drainage and Wastewater Rates	35,234	11,598	14,580	9,588	5,141	9,782	15,156	18,166	119,246
<b>Total:</b>	<b>35,234</b>	<b>11,598</b>	<b>14,580</b>	<b>9,588</b>	<b>5,141</b>	<b>9,782</b>	<b>15,156</b>	<b>18,166</b>	<b>119,246</b>
<b>Fund Appropriations / Allocations *</b>	<b>LTD Actuals</b>	<b>2023 Revised</b>	<b>2024</b>	<b>2025</b>	<b>2026</b>	<b>2027</b>	<b>2028</b>	<b>2029</b>	<b>Total</b>
Drainage and Wastewater Fund	35,234	11,598	14,580	9,588	5,141	9,782	15,156	18,166	119,246
<b>Total:</b>	<b>35,234</b>	<b>11,598</b>	<b>14,580</b>	<b>9,588</b>	<b>5,141</b>	<b>9,782</b>	<b>15,156</b>	<b>18,166</b>	<b>119,246</b>

**O&M Impacts:** This is an ongoing program and any O&M needed as a result of this program is included in SPU's Operating Budget.

\* Funds are appropriated through the Adopted Budget at the Budget Summary Level. All Amounts shown above are in thousands of dollars

### S Henderson CSO Storage

<b>Project No:</b>	MC-SU-C3609	<b>BSL Code:</b>	BC-SU-C360B
<b>Project Type:</b>	Discrete	<b>BSL Name:</b>	Combined Sewer Overflows
<b>Project Category:</b>	Improved Facility	<b>Location:</b>	S Henderson St.
<b>Current Project Stage:</b>	Stage 6 - Closeout	<b>Council District:</b>	Council District 2
<b>Start/End Date:</b>	2001 - 2019	<b>Neighborhood District:</b>	Southeast
<b>Total Project Cost:</b>	\$59,601	<b>Urban Village:</b>	Not in an Urban Village

This project provides construction of combined sewer overflows (CSO) facilities in the Henderson area in the southeast part of Seattle. Facilities will be built to meet level of service requirements for CSOs and comply with State and Federal regulations.

Resources	LTD Actuals	2023 Revised	2024	2025	2026	2027	2028	2029	Total
Drainage and Wastewater Rates	59,617	-	-	-	-	-	-	-	59,617
<b>Total:</b>	<b>59,617</b>	<b>-</b>	<b>-</b>	<b>-</b>	<b>-</b>	<b>-</b>	<b>-</b>	<b>-</b>	<b>59,617</b>
Fund Appropriations / Allocations *	LTD Actuals	2023 Revised	2024	2025	2026	2027	2028	2029	Total
Drainage and Wastewater Fund	59,617	-	-	-	-	-	-	-	59,617
<b>Total:</b>	<b>59,617</b>	<b>-</b>	<b>-</b>	<b>-</b>	<b>-</b>	<b>-</b>	<b>-</b>	<b>-</b>	<b>59,617</b>

**O&M Impacts:** Any O&M needed as a result of this project will be included and/or identified as part of SPU's Operating Budget.

\* Funds are appropriated through the Adopted Budget at the Budget Summary Level. All Amounts shown above are in thousands of dollars

### Sanitary Sewer Overflow Capacity

<b>Project No:</b>	MC-SU-C3804	<b>BSL Code:</b>	BC-SU-C380B
<b>Project Type:</b>	Ongoing	<b>BSL Name:</b>	Flooding, Sewer Backup & Landslide
<b>Project Category:</b>	Improved Facility	<b>Location:</b>	Various
<b>Current Project Stage:</b>	N/A	<b>Council District:</b>	Multiple
<b>Start/End Date:</b>	N/A	<b>Neighborhood District:</b>	Multiple
<b>Total Project Cost:</b>	N/A	<b>Urban Village:</b>	Multiple

This ongoing program is designed to improve sanitary sewer service to Seattle customers by addressing current and projected capacity limitations of the wastewater system through capital project improvements. Such improvements may include demand management measures such as infiltration and inflow (I/I) reduction, increased conveyance capacity, and individual customer measures such as installation of backflow preventers or grinder pumps to reduce the risk that customers will experience backups of sewage into their homes and businesses during storm events.

Resources	LTD Actuals	2023 Revised	2024	2025	2026	2027	2028	2029	Total
Drainage and Wastewater Rates	21,439	3,534	2,005	3,400	5,750	7,135	7,350	8,400	59,013
<b>Total:</b>	<b>21,439</b>	<b>3,534</b>	<b>2,005</b>	<b>3,400</b>	<b>5,750</b>	<b>7,135</b>	<b>7,350</b>	<b>8,400</b>	<b>59,013</b>
Fund Appropriations / Allocations *	LTD Actuals	2023 Revised	2024	2025	2026	2027	2028	2029	Total
Drainage and Wastewater Fund	21,439	3,534	2,005	3,400	5,750	7,135	7,350	8,400	59,013
<b>Total:</b>	<b>21,439</b>	<b>3,534</b>	<b>2,005</b>	<b>3,400</b>	<b>5,750</b>	<b>7,135</b>	<b>7,350</b>	<b>8,400</b>	<b>59,013</b>

**O&M Impacts:** This is an ongoing program and any O&M needed as a result of this program is included in SPU's Operating Budget.

\* Funds are appropriated through the Adopted Budget at the Budget Summary Level. All Amounts shown above are in thousands of dollars



**Sediment Remediation**

<b>Project No:</b>	MC-SU-C3503	<b>BSL Code:</b>	BC-SU-C350B
<b>Project Type:</b>	Ongoing	<b>BSL Name:</b>	Sediments
<b>Project Category:</b>	Improved Facility	<b>Location:</b>	Various
<b>Current Project Stage:</b>	N/A	<b>Council District:</b>	Multiple
<b>Start/End Date:</b>	N/A	<b>Neighborhood District:</b>	Multiple
<b>Total Project Cost:</b>	N/A	<b>Urban Village:</b>	Not in an Urban Village

This ongoing program provides for City of Seattle participation in cleanup of contaminated sediment sites at multiple locations across Seattle for which the City's drainage and wastewater utilities may have some liability. Typical phases of such projects include preliminary studies and analyses, preliminary engineering for actual cleanup efforts, and liability allocation negotiations. This program enhances the natural environment of Seattle and addresses both State and Federal regulatory agency requirements.

<b>Resources</b>	<b>LTD Actuals</b>	<b>2023 Revised</b>	<b>2024</b>	<b>2025</b>	<b>2026</b>	<b>2027</b>	<b>2028</b>	<b>2029</b>	<b>Total</b>
Drainage and Wastewater Rates	50,885	5,222	10,734	15,647	10,556	11,319	19,066	18,608	142,037
<b>Total:</b>	<b>50,885</b>	<b>5,222</b>	<b>10,734</b>	<b>15,647</b>	<b>10,556</b>	<b>11,319</b>	<b>19,066</b>	<b>18,608</b>	<b>142,037</b>
<b>Fund Appropriations / Allocations *</b>	<b>LTD Actuals</b>	<b>2023 Revised</b>	<b>2024</b>	<b>2025</b>	<b>2026</b>	<b>2027</b>	<b>2028</b>	<b>2029</b>	<b>Total</b>
Drainage and Wastewater Fund	50,885	5,222	10,734	15,647	10,556	11,319	19,066	18,608	142,037
<b>Total:</b>	<b>50,885</b>	<b>5,222</b>	<b>10,734</b>	<b>15,647</b>	<b>10,556</b>	<b>11,319</b>	<b>19,066</b>	<b>18,608</b>	<b>142,037</b>

**O&M Impacts:** This is an ongoing program and any O&M needed as a result of this program is included in SPU's Operating Budget.

\* Funds are appropriated through the Adopted Budget at the Budget Summary Level. All Amounts shown above are in thousands of dollars

### Ship Canal Water Quality Project

<b>Project No:</b>	MC-SU-C3614	<b>BSL Code:</b>	BC-SU-C360B
<b>Project Type:</b>	Discrete	<b>BSL Name:</b>	Combined Sewer Overflows
<b>Project Category:</b>	Improved Facility	<b>Location:</b>	West Ship Canal
<b>Current Project Stage:</b>	Stage 5 - Construction	<b>Council District:</b>	Multiple
<b>Start/End Date:</b>	2014 - 2030	<b>Neighborhood District:</b>	Multiple
<b>Total Project Cost:</b>	\$640,000	<b>Urban Village:</b>	Multiple

The City of Seattle (the City) has prepared a comprehensive strategy, called The Plan to Protect Seattle's Waterways (the Plan) to reduce overflows and discharge of pollutants from combined sewers and the storm drain system. The City must control sewer discharges to protect public health, the environment, to comply with the Clean Water Act, the United States District Court Consent Decree, and State regulations. On May 29, 2015, the City submitted the plan to EPA and Ecology for approval. The largest project identified in the Plan is the Ship Canal Water Quality Project. This project is a joint project between SPU and King County to design and construct a storage tunnel to capture Combined Sewer Overflows for 5 SPU outfalls and two King County outfalls. The tunnel will be 2.7 miles long and run from Wallingford to Ballard. The tunnel will be approximately 18 feet in diameter and have a storage volume of about 30 million gallons. The purpose of the project is to bring all seven outfalls into compliance with the State's control standard of one untreated overflow per year per outfall on a 20-year moving average. Note all City/County funding allocations are for informational purposes, only. Actual resource allocations will be determined through ongoing project governance agreements and interagency coordination between the City and King County.

<b>Resources</b>	<b>LTD Actuals</b>	<b>2023 Revised</b>	<b>2024</b>	<b>2025</b>	<b>2026</b>	<b>2027</b>	<b>2028</b>	<b>2029</b>	<b>Total</b>
Drainage and Wastewater Rates	263,762	54,892	107,726	77,573	39,734	5,937	-	-	549,625
King County Funds	47,924	61,066	-	-	-	-	-	-	108,990
Water Rates	-	-	-	-	-	-	-	-	-
<b>Total:</b>	<b>311,686</b>	<b>115,957</b>	<b>107,726</b>	<b>77,573</b>	<b>39,734</b>	<b>5,937</b>	<b>-</b>	<b>-</b>	<b>658,614</b>
<b>Fund Appropriations / Allocations *</b>	<b>LTD Actuals</b>	<b>2023 Revised</b>	<b>2024</b>	<b>2025</b>	<b>2026</b>	<b>2027</b>	<b>2028</b>	<b>2029</b>	<b>Total</b>
Drainage and Wastewater Fund	311,686	115,957	107,726	77,573	39,734	5,937	-	-	658,614
Water Fund	-	-	-	-	-	-	-	-	-
<b>Total:</b>	<b>311,686</b>	<b>115,957</b>	<b>107,726</b>	<b>77,573</b>	<b>39,734</b>	<b>5,937</b>	<b>-</b>	<b>-</b>	<b>658,614</b>

**O&M Impacts:** Any O&M needed as a result of this project will be included and/or identified as part of SPU's Operating Budget.

\* Funds are appropriated through the Adopted Budget at the Budget Summary Level. All Amounts shown above are in thousands of dollars

**South Park Stormwater Program**

<b>Project No:</b>	MC-SU-C3806	<b>BSL Code:</b>	BC-SU-C380B
<b>Project Type:</b>	Discrete	<b>BSL Name:</b>	Flooding, Sewer Backup & Landslide
<b>Project Category:</b>	Improved Facility	<b>Location:</b>	698 S Riverside DR
<b>Current Project Stage:</b>	Stage 5 - Construction	<b>Council District:</b>	Council District 1
<b>Start/End Date:</b>	2006 - 2027	<b>Neighborhood District:</b>	Greater Duwamish
<b>Total Project Cost:</b>	\$134,876	<b>Urban Village:</b>	Greater Duwamish

This program constructs a pump station (PS), a water quality facility (WQF), and additional drainage conveyance in South Park. The PS will allow the existing storm drain outfall to drain the system when the tide is high and will support future drainage projects. The WQF will treat most stormwater flows from the basin, reducing pollutant loading to the Duwamish. Excessive flows will bypass the WQF and be pumped directly to the river. This program was formerly titled "South Park Pump Station."

<b>Resources</b>	<b>LTD Actuals</b>	<b>2023 Revised</b>	<b>2024</b>	<b>2025</b>	<b>2026</b>	<b>2027</b>	<b>2028</b>	<b>2029</b>	<b>Total</b>
Drainage and Wastewater Rates	55,500	10,934	5,898	10,500	14,175	27,720	13,325	9,080	147,132
<b>Total:</b>	<b>55,500</b>	<b>10,934</b>	<b>5,898</b>	<b>10,500</b>	<b>14,175</b>	<b>27,720</b>	<b>13,325</b>	<b>9,080</b>	<b>147,132</b>
<b>Fund Appropriations / Allocations *</b>	<b>LTD Actuals</b>	<b>2023 Revised</b>	<b>2024</b>	<b>2025</b>	<b>2026</b>	<b>2027</b>	<b>2028</b>	<b>2029</b>	<b>Total</b>
Drainage and Wastewater Fund	55,500	10,934	5,898	10,500	14,175	27,720	13,325	9,080	147,132
<b>Total:</b>	<b>55,500</b>	<b>10,934</b>	<b>5,898</b>	<b>10,500</b>	<b>14,175</b>	<b>27,720</b>	<b>13,325</b>	<b>9,080</b>	<b>147,132</b>

**O&M Impacts:** Any O&M needed as a result of this project will be included and/or identified as part of SPU's Operating Budget.

\* Funds are appropriated through the Adopted Budget at the Budget Summary Level. All Amounts shown above are in thousands of dollars

### Thornton Confluence Improvement

<b>Project No:</b>	MC-SU-C3811	<b>BSL Code:</b>	BC-SU-C380B
<b>Project Type:</b>	Discrete	<b>BSL Name:</b>	Flooding, Sewer Backup & Landslide
<b>Project Category:</b>	Improved Facility	<b>Location:</b>	Thornton Creek
<b>Current Project Stage:</b>	Stage 6 - Closeout	<b>Council District:</b>	Multiple
<b>Start/End Date:</b>	2008 - 2019	<b>Neighborhood District:</b>	Not in a Neighborhood District
<b>Total Project Cost:</b>	\$7,907	<b>Urban Village:</b>	Not in an Urban Village

This project provides creek realignment, floodplain excavation, culvert replacement, and riparian plantings at the confluence of the north and south branches of Thornton Creek. SPU has acquired a number of flood prone properties in this area over the last decade. Using these properties, this project increases culvert capacity, floodplain area and flood storage, and provides stream habitat benefits. The project will help alleviate flooding and reduce maintenance at Meadowbrook Pond.

Resources	LTD Actuals	2023 Revised	2024	2025	2026	2027	2028	2029	Total
Drainage and Wastewater Rates	7,614	46	-	-	-	-	-	-	7,661
<b>Total:</b>	<b>7,614</b>	<b>46</b>	<b>-</b>	<b>-</b>	<b>-</b>	<b>-</b>	<b>-</b>	<b>-</b>	<b>7,661</b>
Fund Appropriations / Allocations *	LTD Actuals	2023 Revised	2024	2025	2026	2027	2028	2029	Total
Drainage and Wastewater Fund	7,614	46	-	-	-	-	-	-	7,661
<b>Total:</b>	<b>7,614</b>	<b>46</b>	<b>-</b>	<b>-</b>	<b>-</b>	<b>-</b>	<b>-</b>	<b>-</b>	<b>7,661</b>

**O&M Impacts:** Any O&M needed as a result of this project will be included and/or identified as part of SPU's Operating Budget.

\* Funds are appropriated through the Adopted Budget at the Budget Summary Level. All Amounts shown above are in thousands of dollars



# **Seattle Public Utilities**

## **Solid Waste**



### Overview

Seattle Public Utilities (SPU) collects and disposes of solid waste generated within the City of Seattle. To fulfill this responsibility, the City owns and manages the following significant infrastructure:

- Two transfer stations;
- One recycling and re-use facility;
- Two household hazardous waste facilities;
- A fleet of trucks and heavy equipment; and
- Three closed landfills previously used by the City, plus assistance to Seattle Parks on two other closed landfills.

The Solid Waste Fund (SWF) Capital Improvement Plan (CIP) is the planning tool for rehabilitating, replacing, improving, and expanding infrastructure, as well as constructing projects that protect, conserve, and enhance our region's environmental resources. Planned spending in the SWF CIP is approximately \$123 million over the next six years, from 2024 through 2029.

Major anticipated projects include:

- South Transfer Station Facility Redevelopment.
- Cleanup of the historic South Park Landfill at the South Park Development Project.
- North Transfer Station Compactor Replacement.

These projects comprise approximately 49% of the SWF CIP. Other significant projects include the Waste Removal project at the Midway Landfill, replacing two compactors, floor replacement at the South Transfer Station, and SPU's annual equipment investment.

### Thematic Priorities

The SWF places a high priority on managing environmental issues and addressing regulatory requirements related to current and historic solid waste facilities while protecting employees and customer health and safety.

- Managing environmental issues and regulations: SPU is required to improve former landfill sites and act as necessary when conditions change. For example, underground gas levels at these sites are monitored. When increasing gas levels are detected, SPU implements improvements to extract the excess gas or otherwise mitigate the environmental impacts of the gas increase. Landfill projects are also triggered by Washington State Department of Transportation improvements to Interstate-5 that require modification to landfill infrastructure in the right-of-way and support of Sound Transit projects that impact the Midway Landfill. Additionally, the new transfer stations are designed to reduce the environmental impacts of the existing stations on neighboring communities.



### Project Selection Criteria

SPU identifies candidate capital projects from several sources – planning (e.g., comprehensive plans, program plans), external projects and opportunities, and emergencies or other unexpected events. Under SPU’s Asset Management System, projects must be justified through a business case process that establishes that a problem or opportunity is timely and important and that the proposed solution is superior to alternatives based on a triple bottom line analysis (economic, environmental, and social) of life-cycle benefits and costs. The process also recognizes that a project may be a “must do” project (e.g., required by regulations).

Prioritization of SPU projects are based on the following set of criteria:

- **Regulatory Mandates, Legal Agreements:** The degree to which the project is driven by Federal, State, and local laws, permit and regulatory requirements, and consent decrees; as well as by legal agreements with public and private parties. Examples of highly ranked projects in this category include the South Park Development project and Kent Highlands and Midway Landfills programs.
- **External Drivers:** SPU’s responsiveness to, or engagement with, the projects of other departments or jurisdictions, and the specific mandates of the City Council and Mayor. An example of a project in this category is the 1% for Arts program.
- **Infrastructure:** How a project addresses infrastructure conditions or vulnerabilities. An example of a highly ranked project in this category is the tipping floor replacement at the South Transfer Station.
- **Level of Service:** The importance of this project in providing or improving services to customers and neighbors. An example of a highly ranked project in this category is the replacement of two compactors at the transfer stations.
- **Other Factors:** Other important factors include high net present value or cost-effectiveness, social or environmental benefits that were not otherwise recognized, a project already in progress or near completion, limited time opportunity, demonstration projects, community visibility, or outside funding.

**Every project is rated against each criterion.** Criteria are then considered in determining an overall project priority ranking, using expert judgment (rather than a formula). Priority rankings for the CIP are determined by the leads for each LOB, with reviews by key internal stakeholders. The ranking scheme and criteria are the same for all LOBs and are approved by the SPU General Manager/CEO and Asset Management Committee. Project priority rankings are used to clarify and document which projects are most important and why, to help determine which projects at the margin will be included, excluded or deferred from the CIP, and which projects should receive priority attention if a staff or financial resource constraint should arise.

CIP Highlights

**2024-2029 Proposed Solid Waste Fund CIP**  
(In '000s; total may not sum due to rounding)

BCL	2024	2025	2026	2027	2028	2029	Total
<b>New Facilities</b>	24,162	30,605	8,505	13,920	6,620	17,420	101,232
<b>Rehabilitation &amp; Heavy Eqpt</b>	2,260	150	150	350	300	150	3,360
<b>Shared Cost Projects</b>	2,249	1,727	1,195	1,135	1,175	1,050	8,531
<b>Technology</b>	2,401	1,508	1,508	1,508	1,508	1,508	9,939
<b>Total</b>	<b>31,072</b>	<b>33,989</b>	<b>11,357</b>	<b>16,913</b>	<b>9,602</b>	<b>20,127</b>	<b>123,061</b>

**New Facilities:** This program includes the planning, design, and construction of new facilities to enhance solid waste operations. SPU will continue to implement its Solid Waste Facilities Master Plan. The key project drivers of the New Facilities budget are the South Park Development (landfill cleanup) and the South Transfer Station operational improvements projects.

**Rehabilitation and Heavy Equipment:** This program includes design and construction of projects that repair and/or upgrade solid waste facilities other than the transfer stations. The key drivers of this budget level are the Midway project and new funding for the Solid Waste Comprehensive Plan Update as required by the Washington State Department of Ecology.

**Shared Cost Projects:** This program includes individual capital improvement projects that typically benefit multiple Lines of Business (LOB) (e.g., the Water LOB and the Drainage and Wastewater LOB) and which costs are "shared," or paid for by more than one of SPU's utility funds. Key driver for this budget includes heavy equipment purchases, which reflects the best estimate of the required fleet of trucks and heavy equipment for the transfer stations.

**Technology:** The Technology CIP is managed in six program areas that provide a department-wide view of technology investments to address SPU’s strategic, business, and City-wide priorities. These areas are:

- Customer Contact and Billing;
- Enterprise Information Management;
- IT Infrastructure;
- Project Delivery & Performance;
- Science & System Performance; and
- Asset Information Management.

Investments in 2024 address several of SPU’s key initiatives, including:

- Financial Management and Internal Controls;
- Operational Excellence and Performance Management;
- An Easy and Engaged Customer Experience;
- Data-driven Decision Support; and

**2024-2029 Proposed Capital Improvement Program**

- Project Delivery/Project Controls.

In 2024, SPU will continue focusing its technology spending on the highest priority business needs. These projects would primarily be within the Customer Contact and Billing Program, the Project Delivery and Performance Program, and the IT Infrastructure Program.

Within the Customer Contact and Billing Program, the next major projects to be developed are the CRM (Customer Relationship Management) for Community Engagement Project, and the Kubra Realtime project. Other projects slated would be the Integrated Security System project, Development Systems Integration Phase 2 project, Construction Contract Management project along with other projects that have been deferred in previous years.

### **CIP Revenue Sources**

Much of the SWF CIP is funded through bond proceeds and current cash contributions, the mix of which is determined by SWF financial policies, the overall financial health of the SWF, and the best value and equity to ratepayers. SPU issued debt in 2014, 2015, and 2016. SPU is not planning any SWF bond issuances and will use current cash contributions and existing cash on hand to pay for the CIP. Cash contributions to construction and repayment of debt come from rate-based charges to customers whose solid waste services are handled by the City's solid waste infrastructure and programs.

SPU also actively seeks grants, low-interest loans, and other funding sources whenever possible and prudent. The Solid Waste Utility is currently in the middle of a capital-intensive historic landfill remediation process and the South Recycling Center project. These projects are the primary drivers of CIP spending and have required rate increases for financing.

### **Summary of Upcoming Budget Issues and Challenges**

Solid Waste faces logistical and financial issues as it reconstructs its primary facilities and addresses site cleanup efforts.

- Logistics: SWF is focusing on developing the South Recycling Center and must continue to use the site for trailer parking and household hazardous waste collection during construction.
- Financial Challenges: Developing the South Recycling Center along with site remediation efforts puts considerable short-term financial strain on the SWF. While the SWF is funding and building these major projects, it is working to address environmental stewardship by encouraging waste reduction and recycling, which results in declining demand for services.

### **Future Projects/What is on the Horizon**

Once the South Park Landfill cleanup work and South Transfer Station operational improvements are completed, SPU will begin a thorough planning process to guide the future redevelopment of the South Transfer Station campus. The planning will take broader City needs into consideration before selecting a redevelopment scenario. Spending for the future development will be better defined over the next 3-5 years.

## **2024-2029 Proposed Capital Improvement Program**

### Kent Highlands

<b>Project No:</b>	MC-SU-C2402	<b>BSL Code:</b>	BC-SU-C240B
<b>Project Type:</b>	Ongoing	<b>BSL Name:</b>	Rehabilitation & Heavy Equipment
<b>Project Category:</b>	Improved Facility	<b>Location:</b>	Kent Highlands
<b>Current Project Stage:</b>	N/A	<b>Council District:</b>	Outside City of Seattle
<b>Start/End Date:</b>	N/A	<b>Neighborhood District:</b>	Not in a Neighborhood District
<b>Total Project Cost:</b>	N/A	<b>Urban Village:</b>	Not in an Urban Village

This program funds compliance activities related to the Kent Highlands landfill closure project. These activities include environmental studies to demonstrate the effectiveness of the Kent Highlands landfill closure project, as well as various landfill improvements. The environmental studies are required under the existing Consent Decree with the State Department of Ecology and validate that current environmental controls are effective and reduce the likelihood of additional capital or O&M expenditures. The landfill improvements include replacement of existing flares, drainage improvements, groundwater protection, water treatment and mitigating earthquake risks associated with steep slopes.

<b>Resources</b>	<b>LTD Actuals</b>	<b>2023 Revised</b>	<b>2024</b>	<b>2025</b>	<b>2026</b>	<b>2027</b>	<b>2028</b>	<b>2029</b>	<b>Total</b>
Solid Waste Rates	830	250	50	50	50	100	50	50	1,430
<b>Total:</b>	<b>830</b>	<b>250</b>	<b>50</b>	<b>50</b>	<b>50</b>	<b>100</b>	<b>50</b>	<b>50</b>	<b>1,430</b>
<b>Fund Appropriations / Allocations *</b>	<b>LTD Actuals</b>	<b>2023 Revised</b>	<b>2024</b>	<b>2025</b>	<b>2026</b>	<b>2027</b>	<b>2028</b>	<b>2029</b>	<b>Total</b>
Solid Waste Fund	830	250	50	50	50	100	50	50	1,430
<b>Total:</b>	<b>830</b>	<b>250</b>	<b>50</b>	<b>50</b>	<b>50</b>	<b>100</b>	<b>50</b>	<b>50</b>	<b>1,430</b>

**O&M Impacts:** This is an ongoing program and any O&M needed as a result of this program is included in SPU's Operating Budget.

\* Funds are appropriated through the Adopted Budget at the Budget Summary Level. All Amounts shown above are in thousands of dollars

### Midway Landfill

<b>Project No:</b>	MC-SU-C2403	<b>BSL Code:</b>	BC-SU-C240B
<b>Project Type:</b>	Ongoing	<b>BSL Name:</b>	Rehabilitation & Heavy Equipment
<b>Project Category:</b>	Improved Facility	<b>Location:</b>	Kent
<b>Current Project Stage:</b>	N/A	<b>Council District:</b>	Outside City of Seattle
<b>Start/End Date:</b>	N/A	<b>Neighborhood District:</b>	Not in a Neighborhood District
<b>Total Project Cost:</b>	N/A	<b>Urban Village:</b>	Not in an Urban Village

This program funds compliance activities related to the Midway landfill closure project. These activities include environmental studies to demonstrate the effectiveness of the Midway landfill closure project. The studies are required under the existing Consent Decree with the State Department of Ecology and validate that current environmental controls are effective and reduce the likelihood of additional capital or O&M expenditures. The flare improvements are also a regulatory requirement. To ensure that SPU maintains regulatory compliance, a smaller flare or new technology will be required. The current telemetry used to monitor the environmental control systems at the Kent Highlands Landfill and the Midway Landfill, both Superfund sites, are nearly obsolete and the equipment is no longer supported. In addition, the current system only transmits alarm conditions and does not have any data acquisition functionality. This program funds a replacement system that will allow remote data acquisition as well as alarm functionality. The largest effort under this program is the Midway landfill improvement project that funds removal of waste in the WSDOT Right of Way to allow construction of two additional lanes on I-5 and the Sound Transit Federal Way Link project. This is a joint project involving Sound Transit, WSDOT and SPU it is regulated by the Department of Ecology under a Consent Decree Amendment.

Resources	LTD Actuals	2023 Revised	2024	2025	2026	2027	2028	2029	Total
Solid Waste Rates	13,095	(1,250)	2,160	50	50	50	50	50	14,255
Water Rates	-	1,500	-	-	-	-	-	-	1,500
<b>Total:</b>	<b>13,095</b>	<b>250</b>	<b>2,160</b>	<b>50</b>	<b>50</b>	<b>50</b>	<b>50</b>	<b>50</b>	<b>15,755</b>
Fund Appropriations / Allocations *	LTD Actuals	2023 Revised	2024	2025	2026	2027	2028	2029	Total
Solid Waste Fund	13,095	250	2,160	50	50	50	50	50	15,755
<b>Total:</b>	<b>13,095</b>	<b>250</b>	<b>2,160</b>	<b>50</b>	<b>50</b>	<b>50</b>	<b>50</b>	<b>50</b>	<b>15,755</b>

**O&M Impacts:** This is an ongoing program and any O&M needed as a result of this program is included in SPU's Operating Budget.

\* Funds are appropriated through the Adopted Budget at the Budget Summary Level. All Amounts shown above are in thousands of dollars

**Miscellaneous Station Improvement**

<b>Project No:</b>	MC-SU-C2303	<b>BSL Code:</b>	BC-SU-C230B
<b>Project Type:</b>	Ongoing	<b>BSL Name:</b>	New Facilities
<b>Project Category:</b>	Improved Facility	<b>Location:</b>	Multiple
<b>Current Project Stage:</b>	N/A	<b>Council District:</b>	Multiple
<b>Start/End Date:</b>	N/A	<b>Neighborhood District:</b>	Multiple
<b>Total Project Cost:</b>	N/A	<b>Urban Village:</b>	Multiple

This project provides modifications, upgrades, and wear replacement for the two new City Transfer Stations. The new facilities will require periodic capital upgrades and replacement to extend the useful life of these assets. Examples of this work include replacement of the wear surface on the STS tipping floor, replacement of the large refuse compactors and replacement of HVAC/Life Safety components.

<b>Resources</b>	<b>LTD Actuals</b>	<b>2023 Revised</b>	<b>2024</b>	<b>2025</b>	<b>2026</b>	<b>2027</b>	<b>2028</b>	<b>2029</b>	<b>Total</b>
Solid Waste Rates	6,072	8,478	14,674	8,470	1,020	12,820	1,620	12,420	65,575
<b>Total:</b>	<b>6,072</b>	<b>8,478</b>	<b>14,674</b>	<b>8,470</b>	<b>1,020</b>	<b>12,820</b>	<b>1,620</b>	<b>12,420</b>	<b>65,575</b>
<b>Fund Appropriations / Allocations *</b>	<b>LTD Actuals</b>	<b>2023 Revised</b>	<b>2024</b>	<b>2025</b>	<b>2026</b>	<b>2027</b>	<b>2028</b>	<b>2029</b>	<b>Total</b>
Solid Waste Fund	6,072	8,478	14,674	8,470	1,020	12,820	1,620	12,420	65,575
<b>Total:</b>	<b>6,072</b>	<b>8,478</b>	<b>14,674</b>	<b>8,470</b>	<b>1,020</b>	<b>12,820</b>	<b>1,620</b>	<b>12,420</b>	<b>65,575</b>

**O&M Impacts:** This is an ongoing program and any O&M needed as a result of this program is included in SPU's Operating Budget.

\* Funds are appropriated through the Adopted Budget at the Budget Summary Level. All Amounts shown above are in thousands of dollars

**North Transfer Station Rebuild**

<b>Project No:</b>	MC-SU-C2306	<b>BSL Code:</b>	BC-SU-C230B
<b>Project Type:</b>	Discrete	<b>BSL Name:</b>	New Facilities
<b>Project Category:</b>	Improved Facility	<b>Location:</b>	N. 34th St.
<b>Current Project Stage:</b>	Stage 6 - Closeout	<b>Council District:</b>	Council District 4
<b>Start/End Date:</b>		<b>Neighborhood District:</b>	Lake Union
<b>Total Project Cost:</b>	\$111,015	<b>Urban Village:</b>	Not in an Urban Village

The project constructs a new North Recycling and Disposal Station to replace the existing, aging facility. The new facility will meet customer and employee needs, regulatory requirements, and waste management goals for at least the next 50 years. Safety, operational, and capacity concerns at the existing transfer station necessitate building a new facility. The new facility will benefit the public by providing reliable transfer of solid waste from the City and preventing the accumulation of waste and unsanitary conditions within the City.

<b>Resources</b>	<b>LTD Actuals</b>	<b>2023 Revised</b>	<b>2024</b>	<b>2025</b>	<b>2026</b>	<b>2027</b>	<b>2028</b>	<b>2029</b>	<b>Total</b>
Solid Waste Rates	110,234	(3)	-	-	-	-	-	-	110,231
<b>Total:</b>	<b>110,234</b>	<b>(3)</b>	<b>-</b>	<b>-</b>	<b>-</b>	<b>-</b>	<b>-</b>	<b>-</b>	<b>110,231</b>
<b>Fund Appropriations / Allocations *</b>	<b>LTD Actuals</b>	<b>2023 Revised</b>	<b>2024</b>	<b>2025</b>	<b>2026</b>	<b>2027</b>	<b>2028</b>	<b>2029</b>	<b>Total</b>
Solid Waste Fund	110,234	(3)	-	-	-	-	-	-	110,231
<b>Total:</b>	<b>110,234</b>	<b>(3)</b>	<b>-</b>	<b>-</b>	<b>-</b>	<b>-</b>	<b>-</b>	<b>-</b>	<b>110,231</b>

**O&M Impacts:** Any O&M needed as a result of this project is included in SPU's Operating Budget.

\* Funds are appropriated through the Adopted Budget at the Budget Summary Level. All Amounts shown above are in thousands of dollars

**South Park Development**

<b>Project No:</b>	MC-SU-C2304	<b>BSL Code:</b>	BC-SU-C230B
<b>Project Type:</b>	Discrete	<b>BSL Name:</b>	New Facilities
<b>Project Category:</b>	Improved Facility	<b>Location:</b>	8100 2nd Ave S
<b>Current Project Stage:</b>	Stage 3 - Design	<b>Council District:</b>	Council District 1
<b>Start/End Date:</b>	2007 - 2027	<b>Neighborhood District:</b>	Greater Duwamish
<b>Total Project Cost:</b>	\$22,377	<b>Urban Village:</b>	Greater Duwamish

This project studies, plans, designs and constructs remediation of the historic South Park Landfill site to minimize environmental impacts. SPU owns a portion of the site on which the landfill once operated, and was a historic operator of the landfill at one time. This project will meet the requirements of a Consent Decree with the Washington Department of Ecology for remediation of the historic South Park Landfill. This project is tied to the STS 2 project and some redesign of remedial elements will be required and construction has been delayed three years to 2023.

<b>Resources</b>	<b>LTD Actuals</b>	<b>2023 Revised</b>	<b>2024</b>	<b>2025</b>	<b>2026</b>	<b>2027</b>	<b>2028</b>	<b>2029</b>	<b>Total</b>
Solid Waste Rates	6,073	300	7,100	6,800	500	100	-	-	20,873
<b>Total:</b>	<b>6,073</b>	<b>300</b>	<b>7,100</b>	<b>6,800</b>	<b>500</b>	<b>100</b>	<b>-</b>	<b>-</b>	<b>20,873</b>
<b>Fund Appropriations / Allocations *</b>	<b>LTD Actuals</b>	<b>2023 Revised</b>	<b>2024</b>	<b>2025</b>	<b>2026</b>	<b>2027</b>	<b>2028</b>	<b>2029</b>	<b>Total</b>
Solid Waste Fund	6,073	300	7,100	6,800	500	100	-	-	20,873
<b>Total:</b>	<b>6,073</b>	<b>300</b>	<b>7,100</b>	<b>6,800</b>	<b>500</b>	<b>100</b>	<b>-</b>	<b>-</b>	<b>20,873</b>

**O&M Impacts:** Any O&M needed as a result of this project will be included and/or identified as part of SPU's Operating Budget.

\* Funds are appropriated through the Adopted Budget at the Budget Summary Level. All Amounts shown above are in thousands of dollars



**South Recycling Center**

<b>Project No:</b>	MC-SU-C2302	<b>BSL Code:</b>	BC-SU-C230B
<b>Project Type:</b>	Discrete	<b>BSL Name:</b>	New Facilities
<b>Project Category:</b>	Improved Facility	<b>Location:</b>	8100 2nd AVE S
<b>Current Project Stage:</b>	Stage 5 - Construction	<b>Council District:</b>	Council District 1
<b>Start/End Date:</b>	2006 - 2027	<b>Neighborhood District:</b>	Greater Duwamish
<b>Total Project Cost:</b>	\$43,202	<b>Urban Village:</b>	Greater Duwamish

SPU postponed South Transfer Station phase construction and a smaller project is proceeding to complete cleanup work at the old South Park Landfill. SPU decided to postpone development plans (including the construction of the recycling facility) to allow a more holistic evaluation of future needs and job opportunities that best support our zero-waste vision. A recycling facility may still be included in the future plans, but partial development of the site at this time could severely limit what we can do in the future. The scope of the project has been reduced to only include the remediation of the South Park Landfill (required under a Consent Decree), minimal operational improvements, and a path along 5th Avenue to mitigate the street vacation at the new South Transfer Station. The reduced STS2 project will be designed during 2021-2022 and constructed in 2023.

Future site development plans will happen over the next 5 years in a parallel process.

<b>Resources</b>	<b>LTD Actuals</b>	<b>2023 Revised</b>	<b>2024</b>	<b>2025</b>	<b>2026</b>	<b>2027</b>	<b>2028</b>	<b>2029</b>	<b>Total</b>
Solid Waste Rates	8,111	3,000	2,388	15,335	6,985	1,000	5,000	5,000	46,818
Water Rates	-	(1,500)	-	-	-	-	-	-	(1,500)
<b>Total:</b>	<b>8,111</b>	<b>1,500</b>	<b>2,388</b>	<b>15,335</b>	<b>6,985</b>	<b>1,000</b>	<b>5,000</b>	<b>5,000</b>	<b>45,318</b>
<b>Fund Appropriations / Allocations *</b>	<b>LTD Actuals</b>	<b>2023 Revised</b>	<b>2024</b>	<b>2025</b>	<b>2026</b>	<b>2027</b>	<b>2028</b>	<b>2029</b>	<b>Total</b>
Solid Waste Fund	8,111	1,500	2,388	15,335	6,985	1,000	5,000	5,000	45,318
<b>Total:</b>	<b>8,111</b>	<b>1,500</b>	<b>2,388</b>	<b>15,335</b>	<b>6,985</b>	<b>1,000</b>	<b>5,000</b>	<b>5,000</b>	<b>45,318</b>

**O&M Impacts:** Any O&M needed as a result of this project will be included and/or identified as part of SPU's Operating Budget.

\* Funds are appropriated through the Adopted Budget at the Budget Summary Level. All Amounts shown above are in thousands of dollars

### SW Comprehensive Plan Update

<b>Project No:</b>	MC-SU-C2407	<b>BSL Code:</b>	BC-SU-C240B
<b>Project Type:</b>	Ongoing	<b>BSL Name:</b>	Rehabilitation & Heavy Equipment
<b>Project Category:</b>	Improved Facility	<b>Location:</b>	Citywide
<b>Current Project Stage:</b>	N/A	<b>Council District:</b>	Multiple
<b>Start/End Date:</b>	N/A	<b>Neighborhood District:</b>	Multiple
<b>Total Project Cost:</b>	N/A	<b>Urban Village:</b>	Multiple

A Seattle Solid Waste Management Plan is required by Washington State Code. The plan must be updated every five years. The Comprehensive Plan guides the City's solid waste management.

Resources	LTD Actuals	2023 Revised	2024	2025	2026	2027	2028	2029	Total
Solid Waste Rates	785	(132)	50	50	50	200	200	50	1,254
<b>Total:</b>	<b>785</b>	<b>(132)</b>	<b>50</b>	<b>50</b>	<b>50</b>	<b>200</b>	<b>200</b>	<b>50</b>	<b>1,254</b>
Fund Appropriations / Allocations *	LTD Actuals	2023 Revised	2024	2025	2026	2027	2028	2029	Total
Solid Waste Fund	785	(132)	50	50	50	200	200	50	1,254
<b>Total:</b>	<b>785</b>	<b>(132)</b>	<b>50</b>	<b>50</b>	<b>50</b>	<b>200</b>	<b>200</b>	<b>50</b>	<b>1,254</b>

**O&M Impacts:** Any O&M needed as a result of this project will be included and/or identified as part of SPU's Operating Budget.

\* Funds are appropriated through the Adopted Budget at the Budget Summary Level. All Amounts shown above are in thousands of dollars



# **Seattle Public Utilities**

## **Water**



### Overview

SPU delivers an average of approximately 124 million gallons of drinking water per day to 1.5 million people and businesses in Seattle and 18 surrounding cities and water districts, plus the Cascade Water Alliance. The water system infrastructure includes:

- The Cedar and South Fork Tolt supply sources, including over 103,000 acres of forested land.
- Three groundwater wells.
- Two primary water treatment plants.
- 11 booster chlorination facilities.
- 325 million gallons of treated water storage.
- 30 pump stations.
- Over 1,900 miles of transmission and distribution system pipelines.
- Almost 200,000 meters and service connections.
- More than 17,000 distribution system valves.
- About 19,000 hydrants.
- Monitoring and control systems; and,
- Various buildings and other related facilities.

In addition to replacing and improving the supply, treatment, transmission and distribution systems, the Water capital program includes investments in watershed stewardship projects, Cedar River Watershed Habitat Conservation Plan implementation, water conservation programs, vehicles, heavy equipment, and technology.

Planned spending in the Water Capital Improvement Program (CIP) is \$879 million over the next six years. Major projects include:

- Water system improvements associated with transportation projects, including Move Seattle; East Marginal Way Heavy Haul Corridor; Roosevelt Eastlake Rapid Ride; SR 520 Rest of the West.
- Operational and Regional Facility construction.
- Seismic upgrades of the Eastside and Riverton Reservoirs, the Magnolia Tank, the Trenton Standpipe, and the Cedar River Pipeline in Renton
- Replace the floating cover at Bitter Lake Reservoir with a new 21 MG partially buried circular prestressed concrete tank
- Addressing a slide area through which the Tolt Pipelines pass, upstream of the Tolt Treatment Plant; and
- Relicensing the South Fork Tolt Dam under the Federal Energy Regulatory Commission with Seattle City Light

The 2024-2029 Proposed CIP also includes many ongoing core programs, such as improving the distribution and transmission system water mains, valves, meters, steel storage tanks, and pump stations; watershed stewardship and conservation programs; and facilities, vehicles, and heavy equipment investments. In addition, it includes funding for distribution and transmission system seismic improvement programs stemming from the recent completion of SPU's water system seismic study and federally regulated dam safety improvements at the Tolt Dam.

SPU funds Water capital projects through a combination of cash and issuance of bonds. The primary source of cash and debt repayment funds come from sale of water charged to retail and wholesale customers in the region. SPU completed its 2019 Water System Plan, a Washington Department of Health (WDOH) regulatory requirement. The plan was approved by King County and the Washington Department of Health in 2019. The plan includes many elements, as well as providing plans for SPU’s capital needs for the next 20 years.

### Thematic Priorities

The overarching goal of the Water CIP is to ensure that the water system is properly maintained, upgraded, and expanded to reliably deliver high-quality, safe drinking water to customers, protect the environment, and comply with regulations. The primary themes driving the CIP in the next six years are asset preservation, health and human safety, environmental sustainability, and race and social justice.

- SPU is committed to making **asset preservation** investments to create or enhance operational efficiency. SPU uses asset management principles to determine the timing of rehabilitation or replacement of its infrastructure. Projects that fall into this category vary, ranging from water main replacement related to transportation projects to rehabilitation of steel storage facilities.
- SPU’s commitment to **health and human safety** is also addressed through SPU’s reservoir covering projects. Consistent with Ordinance 120899 and required by state regulators, SPU has finished replacing its open finished drinking water reservoirs with underground structures that will improve water quality and system security. Additionally, SPU will complete construction of a new floating cover on the Lake Forest Park reservoir and will begin construction of a new partially buried concrete tank at the Bitter Lake reservoir location to replace the existing floating covers that have reached the end of their useful life. Finally, as a result of a recently completed seismic study, two reservoirs will remain uncovered – Roosevelt and Volunteer – and are disconnected from the drinking water system, filled with treated water and available for emergency storage needs after major emergencies such as earthquakes.
- SPU is committed to **environmental sustainability**. This can best be seen in SPU’s responsibilities as outlined in the 50-year Habitat Conservation Plan (HCP), an agreement between local, state, and federal agencies. The HCP seeks to ensure the long-term ecological integrity of the Cedar River Watershed, which supplies the majority of the City’s drinking water. It simultaneously addresses the needs of protected wildlife species in and along the Cedar River. Investments in the regional conservation and low-income conservation programs also help in management of our natural resources, while helping customers reduce their utility bills.
- SPU is also committed to **race and social justice**. One example of this commitment is the Low-Income Water Conservation Program. This ongoing program provides water use efficiency resources to the City’s low-income customers to implement water conservation measures. Typical improvements consist of installing water-efficient fixtures, primarily low water use toilets, but also faucet aerators and common-area efficient clothes washers.

### Project Selection Criteria

SPU identifies candidate capital projects from several sources – planning (e.g., comprehensive plans such as the 2019 Water System Plan, program plans, and asset management plans), external projects and opportunities (such as transportation projects), and emergencies or other unexpected events. Under SPU’s Asset Management approach, projects must be justified through a business case process that establishes that a problem or opportunity is timely and important, and that the proposed solution is superior to alternatives based on a triple bottom line analysis (economic, environmental, and social) of life cycle costs and benefits. The process also recognizes that a project may be a “must do” project (e.g., required by regulation).

SPU prioritizes its capital projects into three categories – Priorities 1, 2 and 3, with 1 being the most important and critical. Some projects are part of an externally driven project. Typically, SPU lacks control over the timing of externally driven projects.

Priority rankings are based on the following set of criteria:

- **Regulatory Mandates, Legal Agreements:** The degree to which a project is driven by federal, state, and local laws, permit and regulatory requirements, and consent decrees; as well as by legal agreements with public and private parties. Examples of highly ranked projects in this category include the reservoir covering programs, the Cedar River Habitat Conservation Program, and the South Fork Tolt relicensing project.
- **External Drivers:** SPU’s responsiveness to, or engagement with, projects of other Departments or Jurisdictions, and the specific mandates of the City Council and Mayor. Examples of highly ranked projects in this category include SR 520 Rest of the West phase and Roosevelt Eastlake Rapid Ride.
- **Infrastructure:** How a project addresses infrastructure conditions or vulnerabilities. Examples of highly ranked projects in this category include the Watermain Rehabilitation, Distribution System Improvements and Tank Improvements programs.
- **Level of Service:** The importance of a project in providing or improving services to customers. Examples of highly ranked projects in this category include the Water Infrastructure – New Taps and Service Renewals programs.
- **Other Factors:** Other important factors include high net present value or cost-effectiveness, social or environmental benefits not otherwise captured, a project already in progress or near completion, limited time opportunity, demonstration projects, community visibility, or outside funding.

Every project is rated against each criterion. Criteria ratings are then considered in determining an overall project priority ranking, using expert judgment (rather than a formula). Priority rankings for the CIP are determined by the leads for each Line of Business (LOB), with review by key internal stakeholders. The ranking scheme and criteria are the same for all LOBs and are approved by the SPU GM/CEO, Asset Management Committee and/or Capital Improvement Plan Board. In addition, regional projects that are cost shared with SPU’s wholesale customers are vetted annually through the Seattle Water System Operating Board, which is a board of representatives who have certain limited authority over policy and



operational matters as they affect the Seattle Regional Water Supply System. Project priority rankings are used to clarify and document which projects are most important (and why), to help determine which projects at the margin will be included or excluded (or deferred) from the CIP, and which projects should receive priority attention if a staff or financial resource constraint should arise.

**CIP Spending by Major Category**

(In '000s; total may not sum due to rounding)

Water Fund	2024	2025	2026	2027	2028	2029	Total
Distribution	\$44,060	\$57,113	\$65,491	\$65,295	\$59,907	\$74,633	\$366,499
Transmission	\$13,522	\$26,288	\$17,730	\$24,500	\$16,501	\$22,338	\$120,879
Watershed Stewardship	\$4,886	\$1,353	\$2,513	\$1,232	\$1,358	\$908	\$12,249
Water Quality & Treatment	\$6,450	\$5,065	\$16,283	\$29,777	\$30,294	\$23,046	\$110,914
Water Resources	\$16,706	\$13,812	\$7,520	\$5,819	\$17,245	\$16,502	\$77,606
Habitat Conservation Program	\$3,686	\$1,098	\$567	\$616	\$508	\$384	\$6,859
Shared Cost Projects	\$44,593	\$34,035	\$23,637	\$23,931	\$20,182	\$10,710	\$157,089
Technology	\$5,323	\$4,221	\$4,221	\$4,221	\$4,221	\$4,221	\$26,428
<b>Grand Total</b>	<b>\$139,227</b>	<b>\$142,986</b>	<b>\$137,963</b>	<b>\$155,390</b>	<b>\$150,216</b>	<b>\$152,741</b>	<b>\$878,524</b>

**Distribution:** Projects and programs in this category relate to rehabilitation and improvements to the City's water mains and appurtenances, water storage tanks, pump stations, and other facilities that are part of the system that distributes treated water throughout the City of Seattle and to retail customers outside of the City.

Decreases in the **Distribution BCL** in 2024 are primarily due to shifting watermain rehabilitation projects to later years in the 6-year capital plan. In 2025-2029, funding increases to rehabilitate and replace water mains, because more of this large asset class is reaching the end of its service life.

**Transmission:** The purpose of this program category is to rehabilitate and improve the City's large transmission pipelines that bring untreated water to the treatment facilities and convey treated water from the treatment facilities to Seattle and to other local utilities that purchase a portion of SPU's supply for their customers.

**Transmission BCL** in 2024 is stable. Increases in 2025-2029 are caused by initiation of the new transmission system seismic improvements program.

**Watershed Stewardship:** Projects and programs in this category improve protection of our sources of drinking water, provide habitat protection and restoration, sustain the environment, and enhance environmental quality, both locally and regionally. Most of the projects in this program category are located within the Cedar and Tolt River municipal watersheds.

- The Cedar River Municipal Watershed is 90,638 acres of land owned by the City of Seattle and provides about 65% of the drinking water used by 1.5 million people in the greater Seattle area supplied by SPU. The City of Seattle is required by law to maintain a clean drinking water supply. To that end, the City restricts public access and management is guided by a Habitat Conservation

Plan. The Cedar River Watershed is an unfiltered surface water supply which produces some of the best water in the world.

- The South Fork Tolt River Watershed is the second supply watershed in SPU’s freshwater supply system and provides roughly 35% of SPU’s drinking water supply. Located in the foothills of the Cascades in east King County, it first came on-line in 1964, and since 1989 has also supported a small Seattle City Light hydro-electric facility. The South Fork Tolt Municipal Watershed is approximately 12,000 acres, two-thirds of which are owned and managed by the City of Seattle. The Tolt Treatment Facilities, which includes filtration, can provide up to 120 million gallons of drinking water per day.

Increases in the **Watershed Stewardship BCL** in 2024 are primarily due to delays to replace failing culverts with larger fish passable culverts at road crossings in the South Fork Tolt Watershed. The new crossings will satisfy State regulatory requirements for fish passage. In addition to providing fish passage, this program will reduce the potential for excessive sedimentation, catastrophic infrastructure (i.e. forest road) failure, and impacts to drinking water quality.

**Water Quality and Treatment:** The purpose of this program category is to construct, rehabilitate or improve water treatment facilities, and cover the remaining open water reservoirs. State and federal drinking water regulations and public health protection are key drivers of investments in this program category. To comply with regulations, SPU has invested hundreds of millions of dollars in building two new primary treatment facilities and covering two and burying five reservoirs that contain already treated water that is distributed directly to Seattle retail and wholesale customers for drinking purposes.

The focus in the **Water Quality & Treatment BCL** is completion of the Lake Forest Park Reservoir floating cover replacement, and in later CIP years, the Bitter Lake Reservoir Project. The plan for the Bitter Lake Reservoir is construction of a new 21 MG partially buried circular prestressed concrete tank instead of the new floating cover previously considered. Construction of the Lake Forest Park Reservoir replacement cover was completed in 2022, and the Bitter Lake Reservoir Project is targeted to begin construction in 2026.

**Water Resources:** The purpose of this program category is to manage our water resources to meet anticipated demands and in-stream flow requirements – the amount of water provided to the river to support aquatic habitat, wetlands, riparian vegetation, and water quality – and to promote residential and commercial water conservation. The requirements for in-stream flows are detailed in agreements with state and federal agencies and include provisions for minimum stream flows in the Cedar and South Fork Tolt Rivers. Examples of the types of projects in this category include the Dam Safety Program, Sockeye Broodstock Weir and other improvements associated with the hatchery and fish ladder, and relicensing of the South Fork Tolt Dam to secure ongoing operations of that water supply source.

Increases in the **Water Resources BCL** in 2024 are due to dam safety projects such as the Tolt Early Warning System Upgrade and Tolt Debris Boom, which are both required to comply with the Federal Energy Regulatory Commission (FERC). Increases in outyears of the 6-year CIP are also due to FERC relicensing requirements at the South Fork Tolt Dam, which SPU will be partnering on with Seattle City Light.

**Habitat Conservation Program:** This program category includes projects and programs directly related to implementation of the Cedar River Watershed Habitat Conservation Plan. The Habitat Conservation Plan

benefits the utility and the ratepayers it serves by providing legal certainty under the Endangered Species Act for the City's continued operations within the Cedar River Watershed, which supplies 65% of the SPU's drinking water. The Habitat Conservation Program requires SPU to invest \$100 million over 50 years, with \$60 million in the first decade, on approximately 30 capital projects and 60 O&M activities in three areas: management of in-stream flows for people and fish, forest and land conservation activities, and mitigation for the blockage of salmon and steelhead fish as they return to the Cedar River to spawn. The Water Fund's CIP projects in this area are grouped into eight categories: road improvements and decommissioning, stream and riparian restoration, upland forest restoration, Landsburg fish passage, Cedar River sockeye hatchery, improvements to the Ballard Locks for fish passage and water conservation, fish habitat protection and restoration in the lower Cedar River below the municipal watershed boundary, and evaluation of Cedar permanent dead storage in Chester Morse Lake.

Increases in the **Habitat Conservation Program BCL** in 2024 is tied to the Downstream Fish Habitat Program in the implementation of stream restoration projects in close coordination with King County. Decreases in 2025-2029 are the result of the transitioning of the that Program along with watershed road decommissioning and fish passage programs to the Watershed Stewardship BCL (see notes under C130 – Watershed Stewardship). These programs were previously all under the City's Cedar River Habitat Conservation Program (HCP) and are close to meeting the City's commitments in these program areas.

**Shared Cost Projects:** This program includes individual capital improvement projects which typically benefit multiple lines of business (e.g., the water line of business and the drainage and wastewater line of business) and whose costs are "shared," or paid for, by more than one of SPU's utility funds. For the next six years, the Shared Cost program includes funding for several interdepartmental programs and projects including Move Seattle, Alaskan Way Viaduct and Seawall Replacement. Funding is also included for SPU's Heavy Equipment Purchases and several smaller projects.

There have been shifts in the **Shared Cost Projects BCL** primarily due to the East Marginal Way Heavy Haul Corridor and the Roosevelt Eastlake Rapid Ride delays and movement of the Center City Streetcar delay to outyears beyond this 6-year CIP. There are also increases associated with heavy equipment purchases to modernize SPU's fleet.

**Technology:** The Technology capital portfolio is managed in six program areas, which provide a department-wide view of technology investments to address SPU's strategic, business, and City-wide priorities. These areas are:

- Customer Contact and Billing
- Enterprise Information Management
- IT Infrastructure
- Project Delivery & Performance
- Science & System Performance
- Asset Information Management

Investments in 2024 address several of SPU's key initiatives, including:

- Financial Management and Internal Controls
- Operational Excellence and Performance Management
- An Easy and Engaged Customer Experience

### 2024-2029 Proposed Capital Improvement Program

- Data-driven Decision Support
- Project Delivery/Project Controls

In 2024, SPU will continue focusing its technology spending on the highest priority business needs. These projects would primarily be within the Customer Contact and Billing Program, the Project Delivery and Performance Program, and the IT Infrastructure Program.

Within the Customer Contact and Billing Program, the next major projects to be developed are the CRM (Customer Relationship Management) for Community Engagement Project, and the Kubra Realtime project. Other projects slated would be the Integrated Security System project, Development Systems Integration Phase 2 project, Construction Contract Management project along with other projects that have been deferred in previous years.

### **CIP Revenue Sources**

SPU's Water CIP is funded largely by Water ratepayers. About 75% of the Water Fund's Operating Revenues come from retail ratepayers, split approximately evenly between residential and commercial customers. Another 20% of the Water Fund's overall revenues come from wholesale purveyors who serve surrounding jurisdictions. The remaining 5% consists of non-rate revenue, which include such items as tap fees received. SPU issues bonds, serviced by ratepayers, which in the current period covers 65% of the CIP, with the remainder funded by available cash, including ratepayer revenue.

SPU actively seeks grants, low interest loans, and other funding sources whenever possible. And, as mentioned above, SPU also receives payments from developers that are intended to offset the cost of installing new taps when they connect newly constructed buildings to SPU watermain. These "tap fees" are a volatile revenue source, trending with the construction-related sectors of the economy.

### **Summary of Upcoming Budget Issues and Challenges**

These important issues create financial challenges and opportunities for the Water Fund in the future.

Water Conservation: The City of Seattle, Seattle residents and businesses, and Seattle's wholesale water partners have worked together to reduce water consumption. As a result, consumption has declined since the 1980's and is projected to flatten out. In 2021, consumption was 30% below the peak of 1984, despite serving a larger population. Seattle currently has some of the lowest per capita water consumption in the nation. While this accomplishment helps contribute to a sustainable future for the region, it puts financial pressure on the utility because fixed costs, including the costs of the CIP, need to be distributed across fewer units of water sold. This trend also puts pressure on SPU management and employees to deliver services as efficiently as possible. In the future, it may also influence water rate design.

Transitioning from Major Projects toward Asset Management: The Water Fund is transitioning from a period of building large capital projects, in response to regulatory requirements, to a time of physical infrastructure rehabilitation. Past investments include water treatment facilities for the Tolt and Cedar water supplies, coverings for seven open reservoirs in response to federal/state regulations, construction of a second pipeline for the Tolt system, and investments to meet federal requirements embodied in the Cedar River Watershed Habitat Conservation Plan. These investments helped secure the supply and distribution of high-quality drinking water and provide appropriate stewardship of the watersheds

consistent with federal and state requirements.

The City of Seattle is now better positioned than many water utilities in the nation in terms of regulatory compliance. Residents, businesses, and ratepayers will benefit from these investments for years to come. Although the focus will shift from major projects to physical infrastructure rehabilitation, the utility will be paying debt service over the next several budget cycles on the bonds that were issued for these major projects. Against the backdrop of these trends, the 2024-2029 Water CIP has been developed to:

- Provide for water system modifications associated with various Seattle and regional transportation projects.
- Recognize the need to invest in the water system’s resiliency in a major earthquake event and continue with strategic investments to reduce risk.
- Preserve the transmission and distribution systems through careful investment in aging infrastructure renewal,
- Provide stewardship of the watersheds, to ensure a reliable source of high-quality drinking water.
- Comply with federal and state regulations governing water quality, system reliability, and habitat protection in the watersheds in which SPU operates; and
- Prioritize projects to deliver on infrastructure and regulatory requirements within the limited resources of the Water Fund.

### **Future Projects/What is on the Horizon**

The Water CIP has completed a multi-decade period of investments in major infrastructure projects. These projects have positioned SPU to meet drinking water quality and environmental regulations. Projects have included the Tolt and Cedar Water Treatment Facilities, Tolt Pipeline 2, Reservoir Covering Program, the Cedar River Watershed HCP, the Chester Morse Lake Pump Plant Project, and a new Water Quality Laboratory. SPU has also made a major reinvestment in the Supervisory Control and Data Acquisition System which is used to monitor and control the regional and retail water system. However, these investments have also led to increasing debt service payments that constrain future budgets.

The 6-year CIP funds the work to invest in critical projects allowing continued reliable service of drinking water to the region’s 1.5 million customers. Emphasis will be on asset management-based rehabilitation and replacement of distribution system infrastructure (e.g., mains, valves, hydrants, meters), as well as water system infrastructure improvements related to transportation projects, such as the Move Seattle Levy, seismic upgrades for critical infrastructure following the 2018 water system seismic study, and dam safety projects.

### Ballard Locks Improvements

<b>Project No:</b>	MC-SU-C1606	<b>BSL Code:</b>	BC-SU-C160B
<b>Project Type:</b>	Discrete	<b>BSL Name:</b>	Habitat Conservation Program
<b>Project Category:</b>	Improved Facility	<b>Location:</b>	NW 54th St 30th Ave NW
<b>Current Project Stage:</b>	Stage 5 - Construction	<b>Council District:</b>	Council District 6
<b>Start/End Date:</b>	2000 - 2025	<b>Neighborhood District:</b>	Ballard
<b>Total Project Cost:</b>	\$603	<b>Urban Village:</b>	Ballard-Interbay Northend

This project provides improvements at the Ballard Locks to upgrade conditions for salmon. Improvements are focused on conserving the amount of freshwater needed to operate the locks to reduce the demand for freshwater from the Cedar River and increase the availability of freshwater for salmon. This project is a requirement of the Cedar River Habitat Conservation Plan (HCP).

Resources	LTD Actuals	2023 Revised	2024	2025	2026	2027	2028	2029	Total
Water Rates	502	-	100	-	-	-	-	-	602
<b>Total:</b>	<b>502</b>	<b>-</b>	<b>100</b>	<b>-</b>	<b>-</b>	<b>-</b>	<b>-</b>	<b>-</b>	<b>602</b>
Fund Appropriations / Allocations *	LTD Actuals	2023 Revised	2024	2025	2026	2027	2028	2029	Total
Water Fund	502	-	100	-	-	-	-	-	602
<b>Total:</b>	<b>502</b>	<b>-</b>	<b>100</b>	<b>-</b>	<b>-</b>	<b>-</b>	<b>-</b>	<b>-</b>	<b>602</b>

**O&M Impacts:** Any O&M needed as a result of this project will be included and/or identified as part of SPU's Operating Budget.

\* Funds are appropriated through the Adopted Budget at the Budget Summary Level. All Amounts shown above are in thousands of dollars

### Beacon Reservoir Seismic

<b>Project No:</b>	MC-SU-C1408	<b>BSL Code:</b>	BC-SU-C140B
<b>Project Type:</b>	Discrete	<b>BSL Name:</b>	Water Quality & Treatment
<b>Project Category:</b>	Improved Facility	<b>Location:</b>	S Spokane St and Beacon Ave S
<b>Current Project Stage:</b>	Stage 5 - Construction	<b>Council District:</b>	Council District 2
<b>Start/End Date:</b>	2001 - 2025	<b>Neighborhood District:</b>	Greater Duwamish
<b>Total Project Cost:</b>	\$11,292	<b>Urban Village:</b>	Not in an Urban Village

This project includes Seismic Retrofits at Beacon Reservoir using the Soil-Structure Interaction Seismic Analysis approach for design to determine its seismic performance during ground shaking and to assess whether or not a seismic deficiency exists.

Resources	LTD Actuals	2023 Revised	2024	2025	2026	2027	2028	2029	Total
Water Rates	11,342	-	50	-	-	-	-	-	11,392
<b>Total:</b>	<b>11,342</b>	<b>-</b>	<b>50</b>	<b>-</b>	<b>-</b>	<b>-</b>	<b>-</b>	<b>-</b>	<b>11,392</b>
Fund Appropriations / Allocations *	LTD Actuals	2023 Revised	2024	2025	2026	2027	2028	2029	Total
Water Fund	11,342	-	50	-	-	-	-	-	11,392
<b>Total:</b>	<b>11,342</b>	<b>-</b>	<b>50</b>	<b>-</b>	<b>-</b>	<b>-</b>	<b>-</b>	<b>-</b>	<b>11,392</b>

**O&M Impacts:** Any O&M needed as a result of this project will be included and/or identified as part of SPU's Operating Budget.

*\* Funds are appropriated through the Adopted Budget at the Budget Summary Level. All Amounts shown above are in thousands of dollars*

### Cathodic Protection

<b>Project No:</b>	MC-SU-C1208	<b>BSL Code:</b>	BC-SU-C120B
<b>Project Type:</b>	Ongoing	<b>BSL Name:</b>	Transmission
<b>Project Category:</b>	Improved Facility	<b>Location:</b>	Citywide
<b>Current Project Stage:</b>	N/A	<b>Council District:</b>	Multiple
<b>Start/End Date:</b>	N/A	<b>Neighborhood District:</b>	Multiple
<b>Total Project Cost:</b>	N/A	<b>Urban Village:</b>	Not in an Urban Village

This ongoing program installs corrosion protection systems that prevent external corrosion of water transmission pipelines located in Seattle and throughout King County. The cathodic protection systems extend the life of buried pipelines made of ductile iron, steel, and concrete cylinder pipe.

Resources	LTD Actuals	2023 Revised	2024	2025	2026	2027	2028	2029	Total
Water Rates	6,404	4,616	1,008	3,084	662	4,054	576	3,298	23,701
<b>Total:</b>	<b>6,404</b>	<b>4,616</b>	<b>1,008</b>	<b>3,084</b>	<b>662</b>	<b>4,054</b>	<b>576</b>	<b>3,298</b>	<b>23,701</b>
Fund Appropriations / Allocations *	LTD Actuals	2023 Revised	2024	2025	2026	2027	2028	2029	Total
Water Fund	6,404	4,616	1,008	3,084	662	4,054	576	3,298	23,701
<b>Total:</b>	<b>6,404</b>	<b>4,616</b>	<b>1,008</b>	<b>3,084</b>	<b>662</b>	<b>4,054</b>	<b>576</b>	<b>3,298</b>	<b>23,701</b>

**O&M Impacts:** This is an ongoing program and any O&M needed as a result of this program is included in SPU's Operating Budget.

\* Funds are appropriated through the Adopted Budget at the Budget Summary Level. All Amounts shown above are in thousands of dollars



**Cedar Bridges**

<b>Project No:</b>	MC-SU-C1307	<b>BSL Code:</b>	BC-SU-C130B
<b>Project Type:</b>	Ongoing	<b>BSL Name:</b>	Watershed Stewardship
<b>Project Category:</b>	Improved Facility	<b>Location:</b>	Cedar River Watershed
<b>Current Project Stage:</b>	N/A	<b>Council District:</b>	Outside City of Seattle
<b>Start/End Date:</b>	N/A	<b>Neighborhood District:</b>	Not in a Neighborhood District
<b>Total Project Cost:</b>	N/A	<b>Urban Village:</b>	Not in an Urban Village

This ongoing program replaces aging bridges and related structures, such as abutments, asphalt approaches, and guardrails in the Cedar River Watershed. This project improves aging bridge assets on priority roads in the watershed transportation system to provide City employees, City contractors, and visitors with safe and adequate access to City water supply and hydroelectric assets while minimizing and reducing environmental impacts over time. Work in this program area also maintains compliance with state laws, safety and environmental regulations, and tribal access agreements including Washington Department of Natural Resources (WDNR) forest practice regulations, and Washington Department of Health (DOH) Watershed Protection Plan regulations.

<b>Resources</b>	<b>LTD Actuals</b>	<b>2023 Revised</b>	<b>2024</b>	<b>2025</b>	<b>2026</b>	<b>2027</b>	<b>2028</b>	<b>2029</b>	<b>Total</b>
Water Rates	1,893	10	678	195	310	500	425	625	4,636
<b>Total:</b>	<b>1,893</b>	<b>10</b>	<b>678</b>	<b>195</b>	<b>310</b>	<b>500</b>	<b>425</b>	<b>625</b>	<b>4,636</b>
<b>Fund Appropriations / Allocations *</b>	<b>LTD Actuals</b>	<b>2023 Revised</b>	<b>2024</b>	<b>2025</b>	<b>2026</b>	<b>2027</b>	<b>2028</b>	<b>2029</b>	<b>Total</b>
Water Fund	1,893	10	678	195	310	500	425	625	4,636
<b>Total:</b>	<b>1,893</b>	<b>10</b>	<b>678</b>	<b>195</b>	<b>310</b>	<b>500</b>	<b>425</b>	<b>625</b>	<b>4,636</b>

**O&M Impacts:** This is an ongoing program and any O&M needed as a result of this program is included in SPU's Operating Budget.

\* Funds are appropriated through the Adopted Budget at the Budget Summary Level. All Amounts shown above are in thousands of dollars

### Chamber Upgrades-Distribution

<b>Project No:</b>	MC-SU-C1137	<b>BSL Code:</b>	BC-SU-C110B
<b>Project Type:</b>	Ongoing	<b>BSL Name:</b>	Distribution
<b>Project Category:</b>	Improved Facility	<b>Location:</b>	Citywide
<b>Current Project Stage:</b>	N/A	<b>Council District:</b>	Multiple
<b>Start/End Date:</b>	N/A	<b>Neighborhood District:</b>	Not in a Neighborhood District
<b>Total Project Cost:</b>	N/A	<b>Urban Village:</b>	Multiple

This ongoing program improves access to water distribution chambers throughout the water distribution system. The replacement and/or enlargement of the entrance to distribution chambers improves the health and safety of workers who need to access chambers and meets Occupational, Safety, and Health Administration (OSHA) and Washington Safety and Health Administration (WSHA) safety and health requirements.

Resources	LTD Actuals	2023 Revised	2024	2025	2026	2027	2028	2029	Total
Water Rates	255	5	5	5	5	5	5	5	290
<b>Total:</b>	<b>255</b>	<b>5</b>	<b>5</b>	<b>5</b>	<b>5</b>	<b>5</b>	<b>5</b>	<b>5</b>	<b>290</b>
Fund Appropriations / Allocations *	LTD Actuals	2023 Revised	2024	2025	2026	2027	2028	2029	Total
Water Fund	255	5	5	5	5	5	5	5	290
<b>Total:</b>	<b>255</b>	<b>5</b>	<b>5</b>	<b>5</b>	<b>5</b>	<b>5</b>	<b>5</b>	<b>5</b>	<b>290</b>

**O&M Impacts:** This is an ongoing program and any O&M needed as a result of this program is included in SPU's Operating Budget.

\* Funds are appropriated through the Adopted Budget at the Budget Summary Level. All Amounts shown above are in thousands of dollars

**Dam Safety**

<b>Project No:</b>	MC-SU-C1506	<b>BSL Code:</b>	BC-SU-C150B
<b>Project Type:</b>	Ongoing	<b>BSL Name:</b>	Water Resources
<b>Project Category:</b>	Improved Facility	<b>Location:</b>	Various
<b>Current Project Stage:</b>	N/A	<b>Council District:</b>	Outside City of Seattle
<b>Start/End Date:</b>	N/A	<b>Neighborhood District:</b>	Not in a Neighborhood District
<b>Total Project Cost:</b>	N/A	<b>Urban Village:</b>	Not in an Urban Village

This ongoing program maintains the safety of SPU's water supply dams in the Cedar River and South Fork Tolt River Municipal Watersheds and the in-town reservoir dams. Typical improvements may include, but are not limited to, upgrades to the dams' failure warning systems, spillways, outlet works, piping, and other civil, mechanical, and structural systems. This program ensures the continuing safe functioning, operation and monitoring of SPU's water supply dams and associated facilities per Federal Energy Regulatory Commission (FERC), state and local regulations, and SPU requirements to prevent loss of life and/or property damage and loss of SPU's ability to deliver reliable drinking water supply to its customers.

<b>Resources</b>	<b>LTD Actuals</b>	<b>2023 Revised</b>	<b>2024</b>	<b>2025</b>	<b>2026</b>	<b>2027</b>	<b>2028</b>	<b>2029</b>	<b>Total</b>
Drainage and Wastewater Rates	(1)	-	-	-	-	-	-	-	(1)
Water Rates	11,588	10,985	11,867	6,550	1,845	1,564	13,777	13,957	72,133
<b>Total:</b>	<b>11,587</b>	<b>10,985</b>	<b>11,867</b>	<b>6,550</b>	<b>1,845</b>	<b>1,564</b>	<b>13,777</b>	<b>13,957</b>	<b>72,132</b>
<b>Fund Appropriations / Allocations *</b>	<b>LTD Actuals</b>	<b>2023 Revised</b>	<b>2024</b>	<b>2025</b>	<b>2026</b>	<b>2027</b>	<b>2028</b>	<b>2029</b>	<b>Total</b>
Drainage and Wastewater Fund	(1)	-	-	-	-	-	-	-	(1)
Water Fund	11,588	10,985	11,867	6,550	1,845	1,564	13,777	13,957	72,133
<b>Total:</b>	<b>11,587</b>	<b>10,985</b>	<b>11,867</b>	<b>6,550</b>	<b>1,845</b>	<b>1,564</b>	<b>13,777</b>	<b>13,957</b>	<b>72,132</b>

**O&M Impacts:** This is an ongoing program and any O&M needed as a result of this program is included in SPU's Operating Budget.

\* Funds are appropriated through the Adopted Budget at the Budget Summary Level. All Amounts shown above are in thousands of dollars

**Distribution Infrastructure**

<b>Project No:</b>	MC-SU-C1138	<b>BSL Code:</b>	BC-SU-C110B
<b>Project Type:</b>	Ongoing	<b>BSL Name:</b>	Distribution
<b>Project Category:</b>	Improved Facility	<b>Location:</b>	Citywide
<b>Current Project Stage:</b>	N/A	<b>Council District:</b>	Multiple
<b>Start/End Date:</b>	N/A	<b>Neighborhood District:</b>	Multiple
<b>Total Project Cost:</b>	N/A	<b>Urban Village:</b>	Multiple

This ongoing program provides funding for modifications and relocations of existing Distribution System assets resulting from third party project impacts to Distribution System infrastructure located in the right-of-way or on public property. The costs are recovered from third parties and primarily other public utilities and agencies through Memorandums of Agreement and standard charges. This program covers all Distribution System modifications and relocations that are funded by third parties excluding Water main Extension project projects. The benefit of this project is accommodation of third party development by relocating or modifying existing Distribution System infrastructure, while retaining a Distribution System that continues to provide cost effective service to the ratepayer.

<b>Resources</b>	<b>LTD Actuals</b>	<b>2023 Revised</b>	<b>2024</b>	<b>2025</b>	<b>2026</b>	<b>2027</b>	<b>2028</b>	<b>2029</b>	<b>Total</b>
Water Rates	688	28	120	120	120	120	120	120	1,435
<b>Total:</b>	<b>688</b>	<b>28</b>	<b>120</b>	<b>120</b>	<b>120</b>	<b>120</b>	<b>120</b>	<b>120</b>	<b>1,435</b>
<b>Fund Appropriations / Allocations *</b>	<b>LTD Actuals</b>	<b>2023 Revised</b>	<b>2024</b>	<b>2025</b>	<b>2026</b>	<b>2027</b>	<b>2028</b>	<b>2029</b>	<b>Total</b>
Water Fund	688	28	120	120	120	120	120	120	1,435
<b>Total:</b>	<b>688</b>	<b>28</b>	<b>120</b>	<b>120</b>	<b>120</b>	<b>120</b>	<b>120</b>	<b>120</b>	<b>1,435</b>

**O&M Impacts:** This is an ongoing program and any O&M needed as a result of this program is included in SPU's Operating Budget.

\* Funds are appropriated through the Adopted Budget at the Budget Summary Level. All Amounts shown above are in thousands of dollars

### Distribution System Improvements

<b>Project No:</b>	MC-SU-C1128	<b>BSL Code:</b>	BC-SU-C110B
<b>Project Type:</b>	Ongoing	<b>BSL Name:</b>	Distribution
<b>Project Category:</b>	Improved Facility	<b>Location:</b>	Citywide
<b>Current Project Stage:</b>	N/A	<b>Council District:</b>	Multiple
<b>Start/End Date:</b>	N/A	<b>Neighborhood District:</b>	Multiple
<b>Total Project Cost:</b>	N/A	<b>Urban Village:</b>	Multiple

This ongoing program improves service reliability, pressure, capacity, and fire flow in the City's water distribution system. Typical improvements may include, but are not limited to, booster pump station installation, creation of new service zones, and tank elevation or replacement, as well as additional water main pipelines and pressure reducing valves. These improvements to service levels meet Washington Department of Health (DOH) regulations and SPU's Distribution System Pressure Policy to provide greater than 20 psi service pressure. These improvements provide higher flow of water for fire protection which improves public safety and results in smaller and shorter fires.

<b>Resources</b>	<b>LTD Actuals</b>	<b>2023 Revised</b>	<b>2024</b>	<b>2025</b>	<b>2026</b>	<b>2027</b>	<b>2028</b>	<b>2029</b>	<b>Total</b>
Water Rates	2,015	1,000	158	501	2,420	2,392	2,000	2,000	12,486
<b>Total:</b>	<b>2,015</b>	<b>1,000</b>	<b>158</b>	<b>501</b>	<b>2,420</b>	<b>2,392</b>	<b>2,000</b>	<b>2,000</b>	<b>12,486</b>
<b>Fund Appropriations / Allocations *</b>	<b>LTD Actuals</b>	<b>2023 Revised</b>	<b>2024</b>	<b>2025</b>	<b>2026</b>	<b>2027</b>	<b>2028</b>	<b>2029</b>	<b>Total</b>
Water Fund	2,015	1,000	158	501	2,420	2,392	2,000	2,000	12,486
<b>Total:</b>	<b>2,015</b>	<b>1,000</b>	<b>158</b>	<b>501</b>	<b>2,420</b>	<b>2,392</b>	<b>2,000</b>	<b>2,000</b>	<b>12,486</b>

**O&M Impacts:** This is an ongoing program and any O&M needed as a result of this program is included in SPU's Operating Budget.

\* Funds are appropriated through the Adopted Budget at the Budget Summary Level. All Amounts shown above are in thousands of dollars

**Distribution System In-Line Gate Valve**

<b>Project No:</b>	MC-SU-C1136	<b>BSL Code:</b>	BC-SU-C110B
<b>Project Type:</b>	Ongoing	<b>BSL Name:</b>	Distribution
<b>Project Category:</b>	Improved Facility	<b>Location:</b>	Citywide
<b>Current Project Stage:</b>	N/A	<b>Council District:</b>	Multiple
<b>Start/End Date:</b>	N/A	<b>Neighborhood District:</b>	Multiple
<b>Total Project Cost:</b>	N/A	<b>Urban Village:</b>	Multiple

This ongoing program replaces line valves in the water distribution system throughout the City of Seattle that fail or are obsolete due to age or lack of replacement parts. The replacement of these gate valves extends the useful life of the water main and restores the performance of the water distribution system. This ongoing program also adds valves within the system to enhance system performance, enhance operational control, and reduce the number of customers whose service is interrupted during a water main shut down.

<b>Resources</b>	<b>LTD Actuals</b>	<b>2023 Revised</b>	<b>2024</b>	<b>2025</b>	<b>2026</b>	<b>2027</b>	<b>2028</b>	<b>2029</b>	<b>Total</b>
Water Rates	2,112	160	160	300	300	300	300	300	3,932
<b>Total:</b>	<b>2,112</b>	<b>160</b>	<b>160</b>	<b>300</b>	<b>300</b>	<b>300</b>	<b>300</b>	<b>300</b>	<b>3,932</b>
<b>Fund Appropriations / Allocations *</b>	<b>LTD Actuals</b>	<b>2023 Revised</b>	<b>2024</b>	<b>2025</b>	<b>2026</b>	<b>2027</b>	<b>2028</b>	<b>2029</b>	<b>Total</b>
Water Fund	2,112	160	160	300	300	300	300	300	3,932
<b>Total:</b>	<b>2,112</b>	<b>160</b>	<b>160</b>	<b>300</b>	<b>300</b>	<b>300</b>	<b>300</b>	<b>300</b>	<b>3,932</b>

**O&M Impacts:** This is an ongoing program and any O&M needed as a result of this program is included in SPU's Operating Budget.

\* Funds are appropriated through the Adopted Budget at the Budget Summary Level. All Amounts shown above are in thousands of dollars

### Distribution System Seismic Improvements

<b>Project No:</b>	MC-SU-C1139	<b>BSL Code:</b>	BC-SU-C110B
<b>Project Type:</b>	Ongoing	<b>BSL Name:</b>	Distribution
<b>Project Category:</b>	Rehabilitation or Restoration	<b>Location:</b>	Citywide
<b>Current Project Stage:</b>	N/A	<b>Council District:</b>	Multiple
<b>Start/End Date:</b>	N/A	<b>Neighborhood District:</b>	Multiple
<b>Total Project Cost:</b>	N/A	<b>Urban Village:</b>	Multiple

This ongoing program upgrade critical distribution facilities that are seismically vulnerable and will remain functional after a major earthquake. Facilities that will be upgraded include water storage reservoirs and tanks, pump stations, pipelines and support facilities. The upgrades are scheduled to occur over a 50-year plus time frame.

Resources	LTD Actuals	2023 Revised	2024	2025	2026	2027	2028	2029	Total
Water Rates	-	575	760	1,025	1,950	2,075	450	500	7,335
<b>Total:</b>	<b>-</b>	<b>575</b>	<b>760</b>	<b>1,025</b>	<b>1,950</b>	<b>2,075</b>	<b>450</b>	<b>500</b>	<b>7,335</b>
Fund Appropriations / Allocations *	LTD Actuals	2023 Revised	2024	2025	2026	2027	2028	2029	Total
Water Fund	-	575	760	1,025	1,950	2,075	450	500	7,335
<b>Total:</b>	<b>-</b>	<b>575</b>	<b>760</b>	<b>1,025</b>	<b>1,950</b>	<b>2,075</b>	<b>450</b>	<b>500</b>	<b>7,335</b>

**O&M Impacts:** This is an ongoing program and any O&M needed as a result of this program is included in SPU's Operating Budget.

\* Funds are appropriated through the Adopted Budget at the Budget Summary Level. All Amounts shown above are in thousands of dollars

**Downstream Fish Habitat**

<b>Project No:</b>	MC-SU-C1607	<b>BSL Code:</b>	BC-SU-C160B
<b>Project Type:</b>	Discrete	<b>BSL Name:</b>	Habitat Conservation Program
<b>Project Category:</b>	Improved Facility	<b>Location:</b>	Cedar River Watershed
<b>Current Project Stage:</b>	Stage 5 - Construction	<b>Council District:</b>	Outside City of Seattle
<b>Start/End Date:</b>	2008 - 2026	<b>Neighborhood District:</b>	Not in a Neighborhood District
<b>Total Project Cost:</b>	\$23,937	<b>Urban Village:</b>	Not in an Urban Village

This project provides protection and restoration of fish habitat along the lower Cedar River, below the City's municipal watershed boundary at the Landsburg Dam and includes both acquisition of habitat lands and habitat restoration on the main stem of the Cedar River. This project is a requirement of the Cedar River Habitat Conservation Plan (HCP).

<b>Resources</b>	<b>LTD Actuals</b>	<b>2023 Revised</b>	<b>2024</b>	<b>2025</b>	<b>2026</b>	<b>2027</b>	<b>2028</b>	<b>2029</b>	<b>Total</b>
Water Rates	16,905	4,745	2,540	50	-	-	-	-	24,240
<b>Total:</b>	<b>16,905</b>	<b>4,745</b>	<b>2,540</b>	<b>50</b>	<b>-</b>	<b>-</b>	<b>-</b>	<b>-</b>	<b>24,240</b>
<b>Fund Appropriations / Allocations *</b>	<b>LTD Actuals</b>	<b>2023 Revised</b>	<b>2024</b>	<b>2025</b>	<b>2026</b>	<b>2027</b>	<b>2028</b>	<b>2029</b>	<b>Total</b>
Water Fund	16,905	4,745	2,540	50	-	-	-	-	24,240
<b>Total:</b>	<b>16,905</b>	<b>4,745</b>	<b>2,540</b>	<b>50</b>	<b>-</b>	<b>-</b>	<b>-</b>	<b>-</b>	<b>24,240</b>

**O&M Impacts:** Any O&M needed as a result of this project will be included and/or identified as part of SPU's Operating Budget.

\* Funds are appropriated through the Adopted Budget at the Budget Summary Level. All Amounts shown above are in thousands of dollars



### Environmental Stewardship

<b>Project No:</b>	MC-SU-C1301	<b>BSL Code:</b>	BC-SU-C130B
<b>Project Type:</b>	Ongoing	<b>BSL Name:</b>	Watershed Stewardship
<b>Project Category:</b>	Improved Facility	<b>Location:</b>	Citywide
<b>Current Project Stage:</b>	N/A	<b>Council District:</b>	Multiple
<b>Start/End Date:</b>	N/A	<b>Neighborhood District:</b>	Multiple
<b>Total Project Cost:</b>	N/A	<b>Urban Village:</b>	Not in an Urban Village

This ongoing program provides improvements to facilities and remediation for identified soil contamination at various locations in City watershed areas, railroad right-of-way, and transmission pipelines.

Resources	LTD Actuals	2023 Revised	2024	2025	2026	2027	2028	2029	Total
Water Rates	2,244	(100)	1,141	1,026	2,203	732	933	283	8,462
<b>Total:</b>	<b>2,244</b>	<b>(100)</b>	<b>1,141</b>	<b>1,026</b>	<b>2,203</b>	<b>732</b>	<b>933</b>	<b>283</b>	<b>8,462</b>
Fund Appropriations / Allocations *	LTD Actuals	2023 Revised	2024	2025	2026	2027	2028	2029	Total
Water Fund	2,244	(100)	1,141	1,026	2,203	732	933	283	8,462
<b>Total:</b>	<b>2,244</b>	<b>(100)</b>	<b>1,141</b>	<b>1,026</b>	<b>2,203</b>	<b>732</b>	<b>933</b>	<b>283</b>	<b>8,462</b>

**O&M Impacts:** This is an ongoing program and any O&M needed as a result of this program is included in SPU's Operating Budget.

\* Funds are appropriated through the Adopted Budget at the Budget Summary Level. All Amounts shown above are in thousands of dollars

### Hatchery Works

<b>Project No:</b>	MC-SU-C1511	<b>BSL Code:</b>	BC-SU-C150B
<b>Project Type:</b>	Ongoing	<b>BSL Name:</b>	Water Resources
<b>Project Category:</b>	Improved Facility	<b>Location:</b>	Cedar River Watershed
<b>Current Project Stage:</b>	N/A	<b>Council District:</b>	Outside City of Seattle
<b>Start/End Date:</b>	N/A	<b>Neighborhood District:</b>	Not in a Neighborhood District
<b>Total Project Cost:</b>	N/A	<b>Urban Village:</b>	Not in an Urban Village

This ongoing program provides improvements to the sockeye salmon hatchery, including improvements to the Broodstock collection facility, improvements to the hatchery spring water pumps, improvements to adult holding ponds, and additions for water redundancy. These facilities are a requirement of the Landsburg Mitigation Agreement and the Muckleshoot Settlement Agreement.

Resources	LTD Actuals	2023 Revised	2024	2025	2026	2027	2028	2029	Total
Drainage and Wastewater Rates	-	-	-	-	-	-	-	-	-
Water Rates	1,662	200	750	2,000	-	-	-	-	4,612
<b>Total:</b>	<b>1,662</b>	<b>200</b>	<b>750</b>	<b>2,000</b>	<b>-</b>	<b>-</b>	<b>-</b>	<b>-</b>	<b>4,612</b>
Fund Appropriations / Allocations *	LTD Actuals	2023 Revised	2024	2025	2026	2027	2028	2029	Total
Drainage and Wastewater Fund	-	-	-	-	-	-	-	-	-
Water Fund	1,662	200	750	2,000	-	-	-	-	4,612
<b>Total:</b>	<b>1,662</b>	<b>200</b>	<b>750</b>	<b>2,000</b>	<b>-</b>	<b>-</b>	<b>-</b>	<b>-</b>	<b>4,612</b>

**O&M Impacts:** This is an ongoing program and any O&M needed as a result of this program is included in SPU's Operating Budget.

\* Funds are appropriated through the Adopted Budget at the Budget Summary Level. All Amounts shown above are in thousands of dollars

### Instream Flow Management Studies

<b>Project No:</b>	MC-SU-C1608	<b>BSL Code:</b>	BC-SU-C160B
<b>Project Type:</b>	Ongoing	<b>BSL Name:</b>	Habitat Conservation Program
<b>Project Category:</b>	Improved Facility	<b>Location:</b>	Cedar River Watershed
<b>Current Project Stage:</b>	N/A	<b>Council District:</b>	Outside City of Seattle
<b>Start/End Date:</b>	N/A	<b>Neighborhood District:</b>	Not in a Neighborhood District
<b>Total Project Cost:</b>	N/A	<b>Urban Village:</b>	Not in an Urban Village

This ongoing program provides research and monitoring to examine the effects of instream flows on salmon species in the Cedar River. This ongoing program monitors flow compliance, verifies accretion flows downstream of Landsburg, improves flow-switching criteria, and develops a better understanding of relationships between stream flow and aquatic habitat. This ongoing program is a requirement of the Cedar River Habitat Conservation Plan (HCP).

Resources	LTD Actuals	2023 Revised	2024	2025	2026	2027	2028	2029	Total
Water Rates	1,965	60	100	65	75	40	40	-	2,345
<b>Total:</b>	<b>1,965</b>	<b>60</b>	<b>100</b>	<b>65</b>	<b>75</b>	<b>40</b>	<b>40</b>	<b>-</b>	<b>2,345</b>
Fund Appropriations / Allocations *	LTD Actuals	2023 Revised	2024	2025	2026	2027	2028	2029	Total
Water Fund	1,965	60	100	65	75	40	40	-	2,345
<b>Total:</b>	<b>1,965</b>	<b>60</b>	<b>100</b>	<b>65</b>	<b>75</b>	<b>40</b>	<b>40</b>	<b>-</b>	<b>2,345</b>

**O&M Impacts:** This is an ongoing program and any O&M needed as a result of this program is included in SPU's Operating Budget.

\* Funds are appropriated through the Adopted Budget at the Budget Summary Level. All Amounts shown above are in thousands of dollars

### Multiple Utility Relocation

<b>Project No:</b>	MC-SU-C1133	<b>BSL Code:</b>	BC-SU-C110B
<b>Project Type:</b>	Ongoing	<b>BSL Name:</b>	Distribution
<b>Project Category:</b>	Improved Facility	<b>Location:</b>	Citywide
<b>Current Project Stage:</b>	N/A	<b>Council District:</b>	Multiple
<b>Start/End Date:</b>	N/A	<b>Neighborhood District:</b>	Multiple
<b>Total Project Cost:</b>	N/A	<b>Urban Village:</b>	Multiple

This ongoing program provides funding for necessary modifications to the location and depth of water pipes when they come into conflict with street improvements or other utility projects. The benefit is continued water service to customers while accommodating transportation and other needs in the street right-of-way.

<b>Resources</b>	<b>LTD Actuals</b>	<b>2023 Revised</b>	<b>2024</b>	<b>2025</b>	<b>2026</b>	<b>2027</b>	<b>2028</b>	<b>2029</b>	<b>Total</b>
Water Rates	1	500	100	100	100	100	100	100	1,101
<b>Total:</b>	<b>1</b>	<b>500</b>	<b>100</b>	<b>100</b>	<b>100</b>	<b>100</b>	<b>100</b>	<b>100</b>	<b>1,101</b>
<b>Fund Appropriations / Allocations *</b>	<b>LTD Actuals</b>	<b>2023 Revised</b>	<b>2024</b>	<b>2025</b>	<b>2026</b>	<b>2027</b>	<b>2028</b>	<b>2029</b>	<b>Total</b>
Water Fund	1	500	100	100	100	100	100	100	1,101
<b>Total:</b>	<b>1</b>	<b>500</b>	<b>100</b>	<b>100</b>	<b>100</b>	<b>100</b>	<b>100</b>	<b>100</b>	<b>1,101</b>

**O&M Impacts:** This is an ongoing program and any O&M needed as a result of this program is included in SPU's Operating Budget.

\* Funds are appropriated through the Adopted Budget at the Budget Summary Level. All Amounts shown above are in thousands of dollars

### Pump Station Improvements

<b>Project No:</b>	MC-SU-C1135	<b>BSL Code:</b>	BC-SU-C110B
<b>Project Type:</b>	Ongoing	<b>BSL Name:</b>	Distribution
<b>Project Category:</b>	Improved Facility	<b>Location:</b>	Citywide
<b>Current Project Stage:</b>	N/A	<b>Council District:</b>	Multiple
<b>Start/End Date:</b>	N/A	<b>Neighborhood District:</b>	Multiple
<b>Total Project Cost:</b>	N/A	<b>Urban Village:</b>	Multiple

This ongoing program makes improvements to water pump stations by replacing electric motors, starters, control systems, and other elements. The benefit is improved reliability of water pump stations which in turn reduces the likelihood of large scale water outages.

Resources	LTD Actuals	2023 Revised	2024	2025	2026	2027	2028	2029	Total
Water Rates	3,437	1,823	3,506	6,202	2,277	600	700	700	19,246
<b>Total:</b>	<b>3,437</b>	<b>1,823</b>	<b>3,506</b>	<b>6,202</b>	<b>2,277</b>	<b>600</b>	<b>700</b>	<b>700</b>	<b>19,246</b>
Fund Appropriations / Allocations *	LTD Actuals	2023 Revised	2024	2025	2026	2027	2028	2029	Total
Water Fund	3,437	1,823	3,506	6,202	2,277	600	700	700	19,246
<b>Total:</b>	<b>3,437</b>	<b>1,823</b>	<b>3,506</b>	<b>6,202</b>	<b>2,277</b>	<b>600</b>	<b>700</b>	<b>700</b>	<b>19,246</b>

**O&M Impacts:** This is an ongoing program and any O&M needed as a result of this program is included in SPU's Operating Budget.

\* Funds are appropriated through the Adopted Budget at the Budget Summary Level. All Amounts shown above are in thousands of dollars

### Purveyor Meters Replace-SPU

<b>Project No:</b>	MC-SU-C1206	<b>BSL Code:</b>	BC-SU-C120B
<b>Project Type:</b>	Ongoing	<b>BSL Name:</b>	Transmission
<b>Project Category:</b>	Improved Facility	<b>Location:</b>	Regional
<b>Current Project Stage:</b>	N/A	<b>Council District:</b>	Multiple
<b>Start/End Date:</b>	N/A	<b>Neighborhood District:</b>	Multiple
<b>Total Project Cost:</b>	N/A	<b>Urban Village:</b>	Not in an Urban Village

This ongoing program installs new meters for Seattle's wholesale customers at the customer's request. In addition, existing meters are upgraded to current safety standards. The benefits are accurate metering and billing for Seattle's wholesale customers while meeting their water needs.

Resources	LTD Actuals	2023 Revised	2024	2025	2026	2027	2028	2029	Total
Water Rates	491	100	110	120	130	135	140	145	1,371
<b>Total:</b>	<b>491</b>	<b>100</b>	<b>110</b>	<b>120</b>	<b>130</b>	<b>135</b>	<b>140</b>	<b>145</b>	<b>1,371</b>
Fund Appropriations / Allocations *	LTD Actuals	2023 Revised	2024	2025	2026	2027	2028	2029	Total
Water Fund	491	100	110	120	130	135	140	145	1,371
<b>Total:</b>	<b>491</b>	<b>100</b>	<b>110</b>	<b>120</b>	<b>130</b>	<b>135</b>	<b>140</b>	<b>145</b>	<b>1,371</b>

**O&M Impacts:** This is an ongoing program and any O&M needed as a result of this program is included in SPU's Operating Budget.

\* Funds are appropriated through the Adopted Budget at the Budget Summary Level. All Amounts shown above are in thousands of dollars

### Regional Water Conservation

<b>Project No:</b>	MC-SU-C1504	<b>BSL Code:</b>	BC-SU-C150B
<b>Project Type:</b>	Ongoing	<b>BSL Name:</b>	Water Resources
<b>Project Category:</b>	Improved Facility	<b>Location:</b>	Citywide and Regional
<b>Current Project Stage:</b>	N/A	<b>Council District:</b>	Multiple
<b>Start/End Date:</b>	N/A	<b>Neighborhood District:</b>	Multiple
<b>Total Project Cost:</b>	N/A	<b>Urban Village:</b>	Multiple

This ongoing program provides customer incentives for residential, commercial, institutional, and industrial water efficiency capital improvements. Typical examples include, but are not limited to, water efficient toilets and urinals, clothes washers, landscape irrigation devices, upgrades in industrial process water, and replacing water-cooled equipment with air-cooled versions. The program benefits both existing and future ratepayers. Water conservation provides low-cost options for meeting potential challenges from climate change, managing Seattle's drinking water resources, and customer efficiency and potential cost savings on water bills.

<b>Resources</b>	<b>LTD Actuals</b>	<b>2023 Revised</b>	<b>2024</b>	<b>2025</b>	<b>2026</b>	<b>2027</b>	<b>2028</b>	<b>2029</b>	<b>Total</b>
Water Rates	27,663	983	994	1,019	1,045	1,071	1,097	1,125	34,997
<b>Total:</b>	<b>27,663</b>	<b>983</b>	<b>994</b>	<b>1,019</b>	<b>1,045</b>	<b>1,071</b>	<b>1,097</b>	<b>1,125</b>	<b>34,997</b>
<b>Fund Appropriations / Allocations *</b>	<b>LTD Actuals</b>	<b>2023 Revised</b>	<b>2024</b>	<b>2025</b>	<b>2026</b>	<b>2027</b>	<b>2028</b>	<b>2029</b>	<b>Total</b>
Water Fund	27,663	983	994	1,019	1,045	1,071	1,097	1,125	34,997
<b>Total:</b>	<b>27,663</b>	<b>983</b>	<b>994</b>	<b>1,019</b>	<b>1,045</b>	<b>1,071</b>	<b>1,097</b>	<b>1,125</b>	<b>34,997</b>

**O&M Impacts:** This is an ongoing program and any O&M needed as a result of this program is included in SPU's Operating Budget.

\* Funds are appropriated through the Adopted Budget at the Budget Summary Level. All Amounts shown above are in thousands of dollars

### Replace Air Valve Chambers

<b>Project No:</b>	MC-SU-C1209	<b>BSL Code:</b>	BC-SU-C120B
<b>Project Type:</b>	Ongoing	<b>BSL Name:</b>	Transmission
<b>Project Category:</b>	Improved Facility	<b>Location:</b>	Citywide
<b>Current Project Stage:</b>	N/A	<b>Council District:</b>	Multiple
<b>Start/End Date:</b>	N/A	<b>Neighborhood District:</b>	Multiple
<b>Total Project Cost:</b>	N/A	<b>Urban Village:</b>	Not in an Urban Village

This ongoing program improves access to the chambers located throughout the transmission water system. The replacement and enlargement of the entrance to transmission chambers increase the safety for workers that need to enter the chambers twice per year.

Resources	LTD Actuals	2023 Revised	2024	2025	2026	2027	2028	2029	Total
Water Rates	1,109	50	150	155	160	165	170	175	2,134
<b>Total:</b>	<b>1,109</b>	<b>50</b>	<b>150</b>	<b>155</b>	<b>160</b>	<b>165</b>	<b>170</b>	<b>175</b>	<b>2,134</b>
Fund Appropriations / Allocations *	LTD Actuals	2023 Revised	2024	2025	2026	2027	2028	2029	Total
Water Fund	1,109	50	150	155	160	165	170	175	2,134
<b>Total:</b>	<b>1,109</b>	<b>50</b>	<b>150</b>	<b>155</b>	<b>160</b>	<b>165</b>	<b>170</b>	<b>175</b>	<b>2,134</b>

**O&M Impacts:** This is an ongoing program and any O&M needed as a result of this program is included in SPU's Operating Budget.

\* Funds are appropriated through the Adopted Budget at the Budget Summary Level. All Amounts shown above are in thousands of dollars



### Reservoir Covering-Bitter Lake

<b>Project No:</b>	MC-SU-C1419	<b>BSL Code:</b>	BC-SU-C140B
<b>Project Type:</b>	Discrete	<b>BSL Name:</b>	Water Quality & Treatment
<b>Project Category:</b>	Improved Facility	<b>Location:</b>	N 143rd St and Linden Ave N
<b>Current Project Stage:</b>	Stage 3 - Design	<b>Council District:</b>	Council District 5
<b>Start/End Date:</b>	2013 - 2030	<b>Neighborhood District:</b>	Northwest
<b>Total Project Cost:</b>	\$90,192	<b>Urban Village:</b>	Not in an Urban Village

This project addresses the need for a new cover on Bitter Lake Reservoir once the existing floating cover has reached the end of its useful life. Replacing the existing structure with a new hard covered structure within the same footprint will be one of the options considered. A new cover will be designed and constructed to improve and maintain the water quality protection and security enhancement functions of the existing cover.

<b>Resources</b>	<b>LTD Actuals</b>	<b>2023 Revised</b>	<b>2024</b>	<b>2025</b>	<b>2026</b>	<b>2027</b>	<b>2028</b>	<b>2029</b>	<b>Total</b>
Water Rates	1,547	1,558	1,250	809	12,033	25,777	26,294	19,046	88,313
<b>Total:</b>	<b>1,547</b>	<b>1,558</b>	<b>1,250</b>	<b>809</b>	<b>12,033</b>	<b>25,777</b>	<b>26,294</b>	<b>19,046</b>	<b>88,313</b>
<b>Fund Appropriations / Allocations *</b>	<b>LTD Actuals</b>	<b>2023 Revised</b>	<b>2024</b>	<b>2025</b>	<b>2026</b>	<b>2027</b>	<b>2028</b>	<b>2029</b>	<b>Total</b>
Water Fund	1,547	1,558	1,250	809	12,033	25,777	26,294	19,046	88,313
<b>Total:</b>	<b>1,547</b>	<b>1,558</b>	<b>1,250</b>	<b>809</b>	<b>12,033</b>	<b>25,777</b>	<b>26,294</b>	<b>19,046</b>	<b>88,313</b>

**O&M Impacts:** Any O&M needed as a result of this project will be included and/or identified as part of SPU's Operating Budget.

*\* Funds are appropriated through the Adopted Budget at the Budget Summary Level. All Amounts shown above are in thousands of dollars*

### Reservoir Covering-Lake Forest

<b>Project No:</b>	MC-SU-C1418	<b>BSL Code:</b>	BC-SU-C140B
<b>Project Type:</b>	Discrete	<b>BSL Name:</b>	Water Quality & Treatment
<b>Project Category:</b>	Improved Facility	<b>Location:</b>	Lake Forest Park
<b>Current Project Stage:</b>	Stage 3 - Design	<b>Council District:</b>	Outside City of Seattle
<b>Start/End Date:</b>	2013 - 2022	<b>Neighborhood District:</b>	Outside City of Seattle
<b>Total Project Cost:</b>	\$20,519	<b>Urban Village:</b>	Not in an Urban Village

This project addresses the need for a new cover on Lake Forest Park Reservoir once it has reached the end of its useful life. The project will evaluate options for a new cover, including replacing the existing floating Hypolan cover with a similar design. A new cover will be designed and constructed to maintain and improve the water quality protection and security enhancement functions of the existing cover.

Resources	LTD Actuals	2023 Revised	2024	2025	2026	2027	2028	2029	Total
Water Rates	10,809	60	156	5	-	-	-	-	11,030
<b>Total:</b>	<b>10,809</b>	<b>60</b>	<b>156</b>	<b>5</b>	<b>-</b>	<b>-</b>	<b>-</b>	<b>-</b>	<b>11,030</b>
Fund Appropriations / Allocations *	LTD Actuals	2023 Revised	2024	2025	2026	2027	2028	2029	Total
Water Fund	10,809	60	156	5	-	-	-	-	11,030
<b>Total:</b>	<b>10,809</b>	<b>60</b>	<b>156</b>	<b>5</b>	<b>-</b>	<b>-</b>	<b>-</b>	<b>-</b>	<b>11,030</b>

**O&M Impacts:** Any O&M needed as a result of this project will be included and/or identified as part of SPU's Operating Budget.

\* Funds are appropriated through the Adopted Budget at the Budget Summary Level. All Amounts shown above are in thousands of dollars

**Seattle Direct Water Conservation**

<b>Project No:</b>	MC-SU-C1505	<b>BSL Code:</b>	BC-SU-C150B
<b>Project Type:</b>	Ongoing	<b>BSL Name:</b>	Water Resources
<b>Project Category:</b>	Improved Facility	<b>Location:</b>	Citywide and Direct Service
<b>Current Project Stage:</b>	N/A	<b>Council District:</b>	Multiple
<b>Start/End Date:</b>	N/A	<b>Neighborhood District:</b>	Multiple
<b>Total Project Cost:</b>	N/A	<b>Urban Village:</b>	Multiple

This ongoing program provides water use efficiency resources to the City's low-income customers to implement water conservation measures authorized by Ordinance 120532, adopted in 2001, and supplements funding provided under SPU's Regional Water Conservation project (C1504). Typical improvements consist of, but are not limited to, installing water-efficient fixtures, such as aerating showerheads and faucets, low water use toilets and efficient clothes washers.

<b>Resources</b>	<b>LTD Actuals</b>	<b>2023 Revised</b>	<b>2024</b>	<b>2025</b>	<b>2026</b>	<b>2027</b>	<b>2028</b>	<b>2029</b>	<b>Total</b>
Water Rates	5,592	566	577	589	601	613	625	638	9,801
<b>Total:</b>	<b>5,592</b>	<b>566</b>	<b>577</b>	<b>589</b>	<b>601</b>	<b>613</b>	<b>625</b>	<b>638</b>	<b>9,801</b>
<b>Fund Appropriations / Allocations *</b>	<b>LTD Actuals</b>	<b>2023 Revised</b>	<b>2024</b>	<b>2025</b>	<b>2026</b>	<b>2027</b>	<b>2028</b>	<b>2029</b>	<b>Total</b>
Water Fund	5,592	566	577	589	601	613	625	638	9,801
<b>Total:</b>	<b>5,592</b>	<b>566</b>	<b>577</b>	<b>589</b>	<b>601</b>	<b>613</b>	<b>625</b>	<b>638</b>	<b>9,801</b>

**O&M Impacts:** This is an ongoing program and any O&M needed as a result of this program is included in SPU's Operating Budget.

\* Funds are appropriated through the Adopted Budget at the Budget Summary Level. All Amounts shown above are in thousands of dollars

### Stream & Riparian Restoration

<b>Project No:</b>	MC-SU-C1602	<b>BSL Code:</b>	BC-SU-C160B
<b>Project Type:</b>	Ongoing	<b>BSL Name:</b>	Habitat Conservation Program
<b>Project Category:</b>	Improved Facility	<b>Location:</b>	Cedar River Watershed
<b>Current Project Stage:</b>	N/A	<b>Council District:</b>	Outside City of Seattle
<b>Start/End Date:</b>	N/A	<b>Neighborhood District:</b>	Not in a Neighborhood District
<b>Total Project Cost:</b>	N/A	<b>Urban Village:</b>	Not in an Urban Village

This ongoing program provides stream and riparian restoration in the Cedar River Watershed, including large woody debris placement, riparian conifer under-planting, and culvert replacement for fish passage and peak storm flows. This program is a requirement under the Cedar River Habitat Conservation Plan (HCP).

Resources	LTD Actuals	2023 Revised	2024	2025	2026	2027	2028	2029	Total
Water Rates	4,579	177	157	269	7	54	124	7	5,374
<b>Total:</b>	<b>4,579</b>	<b>177</b>	<b>157</b>	<b>269</b>	<b>7</b>	<b>54</b>	<b>124</b>	<b>7</b>	<b>5,374</b>
Fund Appropriations / Allocations *	LTD Actuals	2023 Revised	2024	2025	2026	2027	2028	2029	Total
Water Fund	4,579	177	157	269	7	54	124	7	5,374
<b>Total:</b>	<b>4,579</b>	<b>177</b>	<b>157</b>	<b>269</b>	<b>7</b>	<b>54</b>	<b>124</b>	<b>7</b>	<b>5,374</b>

**O&M Impacts:** This is an ongoing program and any O&M needed as a result of this program is included in SPU's Operating Budget.

\* Funds are appropriated through the Adopted Budget at the Budget Summary Level. All Amounts shown above are in thousands of dollars

### Tank Improvements

<b>Project No:</b>	MC-SU-C1134	<b>BSL Code:</b>	BC-SU-C110B
<b>Project Type:</b>	Ongoing	<b>BSL Name:</b>	Distribution
<b>Project Category:</b>	Improved Facility	<b>Location:</b>	Citywide
<b>Current Project Stage:</b>	N/A	<b>Council District:</b>	Multiple
<b>Start/End Date:</b>	N/A	<b>Neighborhood District:</b>	Multiple
<b>Total Project Cost:</b>	N/A	<b>Urban Village:</b>	Multiple

This ongoing program implements water quality, seismic, and other improvements to steel water tanks in Seattle. Functional water tanks are essential to public health protection as they assure that the distribution system is under pressure at all times, even when pump stations or control valves malfunction. Depressurization of the water system may result in siphoning back contaminants from faulty private systems and from the ground into the water pipes.

<b>Resources</b>	<b>LTD Actuals</b>	<b>2023 Revised</b>	<b>2024</b>	<b>2025</b>	<b>2026</b>	<b>2027</b>	<b>2028</b>	<b>2029</b>	<b>Total</b>
Water Rates	6,340	1,092	1,385	8,670	10,460	5,262	3,900	10,400	47,509
<b>Total:</b>	<b>6,340</b>	<b>1,092</b>	<b>1,385</b>	<b>8,670</b>	<b>10,460</b>	<b>5,262</b>	<b>3,900</b>	<b>10,400</b>	<b>47,509</b>
<b>Fund Appropriations / Allocations *</b>	<b>LTD Actuals</b>	<b>2023 Revised</b>	<b>2024</b>	<b>2025</b>	<b>2026</b>	<b>2027</b>	<b>2028</b>	<b>2029</b>	<b>Total</b>
Water Fund	6,340	1,092	1,385	8,670	10,460	5,262	3,900	10,400	47,509
<b>Total:</b>	<b>6,340</b>	<b>1,092</b>	<b>1,385</b>	<b>8,670</b>	<b>10,460</b>	<b>5,262</b>	<b>3,900</b>	<b>10,400</b>	<b>47,509</b>

**O&M Impacts:** This is an ongoing program and any O&M needed as a result of this program is included in SPU's Operating Budget.

\* Funds are appropriated through the Adopted Budget at the Budget Summary Level. All Amounts shown above are in thousands of dollars

**Tolt Bridges**

<b>Project No:</b>	MC-SU-C1308	<b>BSL Code:</b>	BC-SU-C130B
<b>Project Type:</b>	Discrete	<b>BSL Name:</b>	Watershed Stewardship
<b>Project Category:</b>	Improved Facility	<b>Location:</b>	Tolt River Watershed
<b>Current Project Stage:</b>	Stage 5 - Construction	<b>Council District:</b>	Outside City of Seattle
<b>Start/End Date:</b>	2004 - 2020	<b>Neighborhood District:</b>	Not in a Neighborhood District
<b>Total Project Cost:</b>	\$4,011	<b>Urban Village:</b>	Not in an Urban Village

This project replaces aging bridges and related structures, such as abutments, asphalt approaches, and guardrails in the Cedar River Watershed. This project improves aging bridge assets on priority roads in the watershed transportation system to provide City employees, City contractors, and visitors with safe and adequate access to City water supply and hydroelectric assets while minimizing and reducing environmental impacts over time. Work in this project also maintains compliance with state laws, safety and environmental regulations, and tribal access agreements including Washington Department of Natural Resources (WDNR) forest practice regulations, and Washington Department of Health (DOH) Watershed Protection Plan regulations.

<b>Resources</b>	<b>LTD Actuals</b>	<b>2023 Revised</b>	<b>2024</b>	<b>2025</b>	<b>2026</b>	<b>2027</b>	<b>2028</b>	<b>2029</b>	<b>Total</b>
Water Rates	625	1,604	3,066	132	-	-	-	-	5,427
<b>Total:</b>	<b>625</b>	<b>1,604</b>	<b>3,066</b>	<b>132</b>	<b>-</b>	<b>-</b>	<b>-</b>	<b>-</b>	<b>5,427</b>
<b>Fund Appropriations / Allocations *</b>	<b>LTD Actuals</b>	<b>2023 Revised</b>	<b>2024</b>	<b>2025</b>	<b>2026</b>	<b>2027</b>	<b>2028</b>	<b>2029</b>	<b>Total</b>
Water Fund	625	1,604	3,066	132	-	-	-	-	5,427
<b>Total:</b>	<b>625</b>	<b>1,604</b>	<b>3,066</b>	<b>132</b>	<b>-</b>	<b>-</b>	<b>-</b>	<b>-</b>	<b>5,427</b>

**O&M Impacts:** Any O&M needed as a result of this project will be included and/or identified as part of SPU's Operating Budget.

\* Funds are appropriated through the Adopted Budget at the Budget Summary Level. All Amounts shown above are in thousands of dollars

### Transmission Pipelines Rehab

<b>Project No:</b>	MC-SU-C1207	<b>BSL Code:</b>	BC-SU-C120B
<b>Project Type:</b>	Ongoing	<b>BSL Name:</b>	Transmission
<b>Project Category:</b>	Improved Facility	<b>Location:</b>	Regional
<b>Current Project Stage:</b>	N/A	<b>Council District:</b>	Multiple
<b>Start/End Date:</b>	N/A	<b>Neighborhood District:</b>	Multiple
<b>Total Project Cost:</b>	N/A	<b>Urban Village:</b>	Not in an Urban Village

This ongoing program rehabilitates and upgrades water pipes and associated structures in the City of Seattle's transmission system. It assists SPU in providing agreed-upon pressure and flow for wholesale customers, limiting drinking water supply outages, and meeting applicable regulatory requirements of the Washington Department of Health.

<b>Resources</b>	<b>LTD Actuals</b>	<b>2023 Revised</b>	<b>2024</b>	<b>2025</b>	<b>2026</b>	<b>2027</b>	<b>2028</b>	<b>2029</b>	<b>Total</b>
Water Rates	20,463	9,255	8,917	14,309	2,066	1,850	1,900	1,950	60,710
<b>Total:</b>	<b>20,463</b>	<b>9,255</b>	<b>8,917</b>	<b>14,309</b>	<b>2,066</b>	<b>1,850</b>	<b>1,900</b>	<b>1,950</b>	<b>60,710</b>
<b>Fund Appropriations / Allocations *</b>	<b>LTD Actuals</b>	<b>2023 Revised</b>	<b>2024</b>	<b>2025</b>	<b>2026</b>	<b>2027</b>	<b>2028</b>	<b>2029</b>	<b>Total</b>
Water Fund	20,463	9,255	8,917	14,309	2,066	1,850	1,900	1,950	60,710
<b>Total:</b>	<b>20,463</b>	<b>9,255</b>	<b>8,917</b>	<b>14,309</b>	<b>2,066</b>	<b>1,850</b>	<b>1,900</b>	<b>1,950</b>	<b>60,710</b>

**O&M Impacts:** This is an ongoing program and any O&M needed as a result of this program is included in SPU's Operating Budget.

\* Funds are appropriated through the Adopted Budget at the Budget Summary Level. All Amounts shown above are in thousands of dollars

### Transmission System Seismic Improvements

<b>Project No:</b>	MC-SU-C1210	<b>BSL Code:</b>	BC-SU-C120B
<b>Project Type:</b>	Ongoing	<b>BSL Name:</b>	Transmission
<b>Project Category:</b>	Rehabilitation or Restoration	<b>Location:</b>	Citywide
<b>Current Project Stage:</b>	N/A	<b>Council District:</b>	Multiple
<b>Start/End Date:</b>	N/A	<b>Neighborhood District:</b>	Multiple
<b>Total Project Cost:</b>	N/A	<b>Urban Village:</b>	Multiple

This ongoing program upgrade transmission system infrastructure that is seismically vulnerable and will remain functional after a major earthquake. Vulnerable transmission pipelines, reservoirs and pump stations will be upgraded. These upgrades will be completed over a 50-year time period.

Resources	LTD Actuals	2023 Revised	2024	2025	2026	2027	2028	2029	Total
Water Rates	473	1,350	3,293	8,570	14,657	18,236	13,650	16,700	76,929
<b>Total:</b>	<b>473</b>	<b>1,350</b>	<b>3,293</b>	<b>8,570</b>	<b>14,657</b>	<b>18,236</b>	<b>13,650</b>	<b>16,700</b>	<b>76,929</b>
Fund Appropriations / Allocations *	LTD Actuals	2023 Revised	2024	2025	2026	2027	2028	2029	Total
Water Fund	473	1,350	3,293	8,570	14,657	18,236	13,650	16,700	76,929
<b>Total:</b>	<b>473</b>	<b>1,350</b>	<b>3,293</b>	<b>8,570</b>	<b>14,657</b>	<b>18,236</b>	<b>13,650</b>	<b>16,700</b>	<b>76,929</b>

**O&M Impacts:** This is an ongoing program and any O&M needed as a result of this program is included in SPU's Operating Budget.

\* Funds are appropriated through the Adopted Budget at the Budget Summary Level. All Amounts shown above are in thousands of dollars



### Treatment Facility/Water Quality Improvements

<b>Project No:</b>	MC-SU-C1413	<b>BSL Code:</b>	BC-SU-C140B
<b>Project Type:</b>	Ongoing	<b>BSL Name:</b>	Water Quality & Treatment
<b>Project Category:</b>	Improved Facility	<b>Location:</b>	Various
<b>Current Project Stage:</b>	N/A	<b>Council District:</b>	Multiple
<b>Start/End Date:</b>	N/A	<b>Neighborhood District:</b>	Not in a Neighborhood District
<b>Total Project Cost:</b>	N/A	<b>Urban Village:</b>	Not in an Urban Village

This ongoing program provides construction of various smaller-scale water quality and treatment facility rehabilitation and improvement projects that may develop on short notice over the course of each year. It enhances SPU's ability to address water system improvement needs that relate to public health protection and drinking water regulatory compliance.

<b>Resources</b>	<b>LTD Actuals</b>	<b>2023 Revised</b>	<b>2024</b>	<b>2025</b>	<b>2026</b>	<b>2027</b>	<b>2028</b>	<b>2029</b>	<b>Total</b>
Water Rates	2,182	250	4,995	4,250	4,250	4,000	4,000	4,000	27,927
<b>Total:</b>	<b>2,182</b>	<b>250</b>	<b>4,995</b>	<b>4,250</b>	<b>4,250</b>	<b>4,000</b>	<b>4,000</b>	<b>4,000</b>	<b>27,927</b>
<b>Fund Appropriations / Allocations *</b>	<b>LTD Actuals</b>	<b>2023 Revised</b>	<b>2024</b>	<b>2025</b>	<b>2026</b>	<b>2027</b>	<b>2028</b>	<b>2029</b>	<b>Total</b>
Water Fund	2,182	250	4,995	4,250	4,250	4,000	4,000	4,000	27,927
<b>Total:</b>	<b>2,182</b>	<b>250</b>	<b>4,995</b>	<b>4,250</b>	<b>4,250</b>	<b>4,000</b>	<b>4,000</b>	<b>4,000</b>	<b>27,927</b>

**O&M Impacts:** This is an ongoing program and any O&M needed as a result of this program is included in SPU's Operating Budget.

\* Funds are appropriated through the Adopted Budget at the Budget Summary Level. All Amounts shown above are in thousands of dollars

### Upland Reserve Forest Restore

<b>Project No:</b>	MC-SU-C1603	<b>BSL Code:</b>	BC-SU-C160B
<b>Project Type:</b>	Ongoing	<b>BSL Name:</b>	Habitat Conservation Program
<b>Project Category:</b>	Improved Facility	<b>Location:</b>	Cedar River Watershed
<b>Current Project Stage:</b>	N/A	<b>Council District:</b>	Outside City of Seattle
<b>Start/End Date:</b>	N/A	<b>Neighborhood District:</b>	Not in a Neighborhood District
<b>Total Project Cost:</b>	N/A	<b>Urban Village:</b>	Not in an Urban Village

This ongoing program provides upland forest restoration in the Cedar River Watershed, including ecological and restoration thinning, conifer planting, forest inventory and modeling, and species monitoring. This program is a requirement under the Cedar River Habitat Conservation Plan (HCP).

Resources	LTD Actuals	2023 Revised	2024	2025	2026	2027	2028	2029	Total
Water Rates	2,921	125	99	99	99	99	99	99	3,640
<b>Total:</b>	<b>2,921</b>	<b>125</b>	<b>99</b>	<b>99</b>	<b>99</b>	<b>99</b>	<b>99</b>	<b>99</b>	<b>3,640</b>
Fund Appropriations / Allocations *	LTD Actuals	2023 Revised	2024	2025	2026	2027	2028	2029	Total
Water Fund	2,921	125	99	99	99	99	99	99	3,640
<b>Total:</b>	<b>2,921</b>	<b>125</b>	<b>99</b>	<b>99</b>	<b>99</b>	<b>99</b>	<b>99</b>	<b>99</b>	<b>3,640</b>

**O&M Impacts:** This is an ongoing program and any O&M needed as a result of this program is included in SPU's Operating Budget.

\* Funds are appropriated through the Adopted Budget at the Budget Summary Level. All Amounts shown above are in thousands of dollars

**Water Infrastructure-Hydrant Replace/Relocate**

<b>Project No:</b>	MC-SU-C1110	<b>BSL Code:</b>	BC-SU-C110B
<b>Project Type:</b>	Ongoing	<b>BSL Name:</b>	Distribution
<b>Project Category:</b>	Rehabilitation or Restoration	<b>Location:</b>	Citywide
<b>Current Project Stage:</b>	N/A	<b>Council District:</b>	Multiple
<b>Start/End Date:</b>	N/A	<b>Neighborhood District:</b>	Multiple
<b>Total Project Cost:</b>	N/A	<b>Urban Village:</b>	Multiple

This ongoing program renews or replaces existing hydrants in the City's water distribution system. In general, hydrant renewal or replacement may occur as a result of hydrant malfunction, catastrophic failure due to vehicle damage, or to meet SPU criticality criteria such as spacing, location, cost, opportunity projects, or flow and pressure problems. This program improves access to fire hydrants for the Seattle Fire Department (SFD) and helps to reduce the damage as a result of fire by locating fire hydrants in alternate or additional locations.

<b>Resources</b>	<b>LTD Actuals</b>	<b>2023 Revised</b>	<b>2024</b>	<b>2025</b>	<b>2026</b>	<b>2027</b>	<b>2028</b>	<b>2029</b>	<b>Total</b>
Water Rates	4,143	2,258	1,400	1,400	1,400	1,400	1,400	1,400	14,801
<b>Total:</b>	<b>4,143</b>	<b>2,258</b>	<b>1,400</b>	<b>1,400</b>	<b>1,400</b>	<b>1,400</b>	<b>1,400</b>	<b>1,400</b>	<b>14,801</b>
<b>Fund Appropriations / Allocations *</b>	<b>LTD Actuals</b>	<b>2023 Revised</b>	<b>2024</b>	<b>2025</b>	<b>2026</b>	<b>2027</b>	<b>2028</b>	<b>2029</b>	<b>Total</b>
Water Fund	4,143	2,258	1,400	1,400	1,400	1,400	1,400	1,400	14,801
<b>Total:</b>	<b>4,143</b>	<b>2,258</b>	<b>1,400</b>	<b>1,400</b>	<b>1,400</b>	<b>1,400</b>	<b>1,400</b>	<b>1,400</b>	<b>14,801</b>

**O&M Impacts:** This is an ongoing program and any O&M needed as a result of this program is included in SPU's Operating Budget.

\* Funds are appropriated through the Adopted Budget at the Budget Summary Level. All Amounts shown above are in thousands of dollars

### Water Infrastructure-New Hydrants

<b>Project No:</b>	MC-SU-C1112	<b>BSL Code:</b>	BC-SU-C110B
<b>Project Type:</b>	Ongoing	<b>BSL Name:</b>	Distribution
<b>Project Category:</b>	New Facility	<b>Location:</b>	Citywide
<b>Current Project Stage:</b>	N/A	<b>Council District:</b>	Multiple
<b>Start/End Date:</b>	N/A	<b>Neighborhood District:</b>	Multiple
<b>Total Project Cost:</b>	N/A	<b>Urban Village:</b>	Multiple

This ongoing program installs new hydrants in the City's water distribution system. In general, new hydrants are installed to meet service requests made by private property owners and to comply with Washington Administrative Code (WAC) or Seattle Fire Department (SFD) requirements. This program also helps to reduce the damage as a result of fire by locating new fire hydrants throughout the City's direct service area.

<b>Resources</b>	<b>LTD Actuals</b>	<b>2023 Revised</b>	<b>2024</b>	<b>2025</b>	<b>2026</b>	<b>2027</b>	<b>2028</b>	<b>2029</b>	<b>Total</b>
Water Rates	522	(25)	58	59	61	63	65	67	870
<b>Total:</b>	<b>522</b>	<b>(25)</b>	<b>58</b>	<b>59</b>	<b>61</b>	<b>63</b>	<b>65</b>	<b>67</b>	<b>870</b>
<b>Fund Appropriations / Allocations *</b>	<b>LTD Actuals</b>	<b>2023 Revised</b>	<b>2024</b>	<b>2025</b>	<b>2026</b>	<b>2027</b>	<b>2028</b>	<b>2029</b>	<b>Total</b>
Water Fund	522	(25)	58	59	61	63	65	67	870
<b>Total:</b>	<b>522</b>	<b>(25)</b>	<b>58</b>	<b>59</b>	<b>61</b>	<b>63</b>	<b>65</b>	<b>67</b>	<b>870</b>

**O&M Impacts:** This is an ongoing program and any O&M needed as a result of this program is included in SPU's Operating Budget.

\* Funds are appropriated through the Adopted Budget at the Budget Summary Level. All Amounts shown above are in thousands of dollars

### Water Infrastructure-New Taps

<b>Project No:</b>	MC-SU-C1113	<b>BSL Code:</b>	BC-SU-C110B
<b>Project Type:</b>	Ongoing	<b>BSL Name:</b>	Distribution
<b>Project Category:</b>	New Facility	<b>Location:</b>	Citywide
<b>Current Project Stage:</b>	N/A	<b>Council District:</b>	Multiple
<b>Start/End Date:</b>	N/A	<b>Neighborhood District:</b>	Multiple
<b>Total Project Cost:</b>	N/A	<b>Urban Village:</b>	Multiple

This ongoing program installs new drinking water services throughout the City of Seattle. This project provides new connections to existing water mains with no interruption of service to adjacent existing customers, and the installation of metered water service lines from the new tap to the new customer's property lines. This program meets City responsibility for new service connections in the Seattle Municipal Code (SMC) to provide reliable drinking water supply to customers.

Resources	LTD Actuals	2023 Revised	2024	2025	2026	2027	2028	2029	Total
Water Rates	43,313	10,456	8,579	8,837	9,102	9,375	9,656	9,917	109,235
<b>Total:</b>	<b>43,313</b>	<b>10,456</b>	<b>8,579</b>	<b>8,837</b>	<b>9,102</b>	<b>9,375</b>	<b>9,656</b>	<b>9,917</b>	<b>109,235</b>
Fund Appropriations / Allocations *	LTD Actuals	2023 Revised	2024	2025	2026	2027	2028	2029	Total
Water Fund	43,313	10,456	8,579	8,837	9,102	9,375	9,656	9,917	109,235
<b>Total:</b>	<b>43,313</b>	<b>10,456</b>	<b>8,579</b>	<b>8,837</b>	<b>9,102</b>	<b>9,375</b>	<b>9,656</b>	<b>9,917</b>	<b>109,235</b>

**O&M Impacts:** This is an ongoing program and any O&M needed as a result of this program is included in SPU's Operating Budget.

\* Funds are appropriated through the Adopted Budget at the Budget Summary Level. All Amounts shown above are in thousands of dollars

**Water Infrastructure-Service Renewal**

<b>Project No:</b>	MC-SU-C1109	<b>BSL Code:</b>	BC-SU-C110B
<b>Project Type:</b>	Ongoing	<b>BSL Name:</b>	Distribution
<b>Project Category:</b>	Rehabilitation or Restoration	<b>Location:</b>	Citywide
<b>Current Project Stage:</b>	N/A	<b>Council District:</b>	Multiple
<b>Start/End Date:</b>	N/A	<b>Neighborhood District:</b>	Multiple
<b>Total Project Cost:</b>	N/A	<b>Urban Village:</b>	Multiple

This ongoing program replaces existing plastic or galvanized water services in the City's water distribution system. Service replacement may occur as a result of leaking, failing, or to reduce damage in case of failure of the water service. This program improves Seattle's water system and extends the life of the water distribution system.

<b>Resources</b>	<b>LTD Actuals</b>	<b>2023 Revised</b>	<b>2024</b>	<b>2025</b>	<b>2026</b>	<b>2027</b>	<b>2028</b>	<b>2029</b>	<b>Total</b>
Water Rates	28,958	7,585	7,483	7,707	7,938	8,177	8,422	8,650	84,919
<b>Total:</b>	<b>28,958</b>	<b>7,585</b>	<b>7,483</b>	<b>7,707</b>	<b>7,938</b>	<b>8,177</b>	<b>8,422</b>	<b>8,650</b>	<b>84,919</b>
<b>Fund Appropriations / Allocations *</b>	<b>LTD Actuals</b>	<b>2023 Revised</b>	<b>2024</b>	<b>2025</b>	<b>2026</b>	<b>2027</b>	<b>2028</b>	<b>2029</b>	<b>Total</b>
Water Fund	28,958	7,585	7,483	7,707	7,938	8,177	8,422	8,650	84,919
<b>Total:</b>	<b>28,958</b>	<b>7,585</b>	<b>7,483</b>	<b>7,707</b>	<b>7,938</b>	<b>8,177</b>	<b>8,422</b>	<b>8,650</b>	<b>84,919</b>

**O&M Impacts:** This is an ongoing program and any O&M needed as a result of this program is included in SPU's Operating Budget.

\* Funds are appropriated through the Adopted Budget at the Budget Summary Level. All Amounts shown above are in thousands of dollars

**Water Infrastructure-Water Main Extensions**

<b>Project No:</b>	MC-SU-C1111	<b>BSL Code:</b>	BC-SU-C110B
<b>Project Type:</b>	Ongoing	<b>BSL Name:</b>	Distribution
<b>Project Category:</b>	New Facility	<b>Location:</b>	Citywide
<b>Current Project Stage:</b>	N/A	<b>Council District:</b>	Multiple
<b>Start/End Date:</b>	N/A	<b>Neighborhood District:</b>	Multiple
<b>Total Project Cost:</b>	N/A	<b>Urban Village:</b>	Multiple

This ongoing program assists developers by adding new water mains to the water system in order to serve new residential and commercial developments. Most of the costs are recovered through standard charges. The benefit of this program is that water service is provided to new housing and businesses throughout Seattle.

<b>Resources</b>	<b>LTD Actuals</b>	<b>2023 Revised</b>	<b>2024</b>	<b>2025</b>	<b>2026</b>	<b>2027</b>	<b>2028</b>	<b>2029</b>	<b>Total</b>
Water Rates	9,174	2,520	2,646	2,726	2,808	2,892	2,979	3,059	28,804
<b>Total:</b>	<b>9,174</b>	<b>2,520</b>	<b>2,646</b>	<b>2,726</b>	<b>2,808</b>	<b>2,892</b>	<b>2,979</b>	<b>3,059</b>	<b>28,804</b>
<b>Fund Appropriations / Allocations *</b>	<b>LTD Actuals</b>	<b>2023 Revised</b>	<b>2024</b>	<b>2025</b>	<b>2026</b>	<b>2027</b>	<b>2028</b>	<b>2029</b>	<b>Total</b>
Water Fund	9,174	2,520	2,646	2,726	2,808	2,892	2,979	3,059	28,804
<b>Total:</b>	<b>9,174</b>	<b>2,520</b>	<b>2,646</b>	<b>2,726</b>	<b>2,808</b>	<b>2,892</b>	<b>2,979</b>	<b>3,059</b>	<b>28,804</b>

**O&M Impacts:** This is an ongoing program and any O&M needed as a result of this program is included in SPU's Operating Budget.

\* Funds are appropriated through the Adopted Budget at the Budget Summary Level. All Amounts shown above are in thousands of dollars

### Water Supply Flexibility Program

<b>Project No:</b>	MC-SU-C1507	<b>BSL Code:</b>	BC-SU-C150B
<b>Project Type:</b>	Ongoing	<b>BSL Name:</b>	Water Resources
<b>Project Category:</b>	New Investment	<b>Location:</b>	Multiple
<b>Current Project Stage:</b>	N/A	<b>Council District:</b>	Multiple
<b>Start/End Date:</b>	N/A	<b>Neighborhood District:</b>	Not in a Neighborhood District
<b>Total Project Cost:</b>	N/A	<b>Urban Village:</b>	Not in an Urban Village

This program improves water system performance, reliability, and flexibility during severe weather events, supply and infrastructure emergencies, as well as enhancing environmental performance for fish and supporting regulatory and policy compliance in these areas. Project improvements include Tolt Reservoir Temperature and the Overflow Dike in Chester Morse Lake, and may include but are not limited to, dam integrity and alternatives to improved crest control, reservoir water temperature, and water quality management. In addition, the S. Fork Tolt Dam is up for relicensing under the Federal Energy Regulatory Commission (FERC), which expires July 19, 2029. The relicensing process will take 5-7 years depending on the relicensing approach taken with Seattle City Light and FERC. Seattle City Light is the Tolt Dam license holder and will lead the relicensing effort but significant support from SPU is anticipated. Both utilities (SPU/SCL) are establishing CIP numbers budgeted for the relicensing process.

Resources	LTD Actuals	2023 Revised	2024	2025	2026	2027	2028	2029	Total
Water Rates	673	1,325	2,518	3,654	3,875	2,050	1,425	725	16,245
<b>Total:</b>	<b>673</b>	<b>1,325</b>	<b>2,518</b>	<b>3,654</b>	<b>3,875</b>	<b>2,050</b>	<b>1,425</b>	<b>725</b>	<b>16,245</b>
Fund Appropriations / Allocations *	LTD Actuals	2023 Revised	2024	2025	2026	2027	2028	2029	Total
Water Fund	673	1,325	2,518	3,654	3,875	2,050	1,425	725	16,245
<b>Total:</b>	<b>673</b>	<b>1,325</b>	<b>2,518</b>	<b>3,654</b>	<b>3,875</b>	<b>2,050</b>	<b>1,425</b>	<b>725</b>	<b>16,245</b>

**O&M Impacts:** Any O&M needed as a result of this project will be included and/or identified as part of SPU's Operating Budget.

\* Funds are appropriated through the Adopted Budget at the Budget Summary Level. All Amounts shown above are in thousands of dollars



### Water System Dewatering

<b>Project No:</b>	MC-SU-C1205	<b>BSL Code:</b>	BC-SU-C120B
<b>Project Type:</b>	Ongoing	<b>BSL Name:</b>	Transmission
<b>Project Category:</b>	Improved Facility	<b>Location:</b>	Regional
<b>Current Project Stage:</b>	N/A	<b>Council District:</b>	Multiple
<b>Start/End Date:</b>	N/A	<b>Neighborhood District:</b>	Multiple
<b>Total Project Cost:</b>	N/A	<b>Urban Village:</b>	Not in an Urban Village

This ongoing program improves structures used to empty the water from larger pipelines when necessary for inspection or repair. The new structures better control the impact of the water discharged to the environment and comply with current environmental regulations.

Resources	LTD Actuals	2023 Revised	2024	2025	2026	2027	2028	2029	Total
Water Rates	23	40	45	50	55	60	65	70	408
<b>Total:</b>	<b>23</b>	<b>40</b>	<b>45</b>	<b>50</b>	<b>55</b>	<b>60</b>	<b>65</b>	<b>70</b>	<b>408</b>
Fund Appropriations / Allocations *	LTD Actuals	2023 Revised	2024	2025	2026	2027	2028	2029	Total
Water Fund	23	40	45	50	55	60	65	70	408
<b>Total:</b>	<b>23</b>	<b>40</b>	<b>45</b>	<b>50</b>	<b>55</b>	<b>60</b>	<b>65</b>	<b>70</b>	<b>408</b>

**O&M Impacts:** This is an ongoing program and any O&M needed as a result of this program is included in SPU's Operating Budget.

\* Funds are appropriated through the Adopted Budget at the Budget Summary Level. All Amounts shown above are in thousands of dollars

### Water System Plan

<b>Project No:</b>	MC-SU-C1510	<b>BSL Code:</b>	BC-SU-C150B
<b>Project Type:</b>	Ongoing	<b>BSL Name:</b>	Water Resources
<b>Project Category:</b>	Improved Facility	<b>Location:</b>	Various
<b>Current Project Stage:</b>	N/A	<b>Council District:</b>	Multiple
<b>Start/End Date:</b>	N/A	<b>Neighborhood District:</b>	Not in a Neighborhood District
<b>Total Project Cost:</b>	N/A	<b>Urban Village:</b>	Not in an Urban Village

This project develops the Water System Plan. This project meets the State requirement that SPU update a water system plan every ten years and submit the plan to the Washington Department of Health (DOH) for approval as a condition of the operating permit for the drinking water system.

Resources	LTD Actuals	2023 Revised	2024	2025	2026	2027	2028	2029	Total
Water Rates	404	-	-	-	155	522	321	58	1,460
<b>Total:</b>	<b>404</b>	<b>-</b>	<b>-</b>	<b>-</b>	<b>155</b>	<b>522</b>	<b>321</b>	<b>58</b>	<b>1,460</b>
Fund Appropriations / Allocations *	LTD Actuals	2023 Revised	2024	2025	2026	2027	2028	2029	Total
Water Fund	404	-	-	-	155	522	321	58	1,460
<b>Total:</b>	<b>404</b>	<b>-</b>	<b>-</b>	<b>-</b>	<b>155</b>	<b>522</b>	<b>321</b>	<b>58</b>	<b>1,460</b>

**O&M Impacts:** Any O&M needed as a result of this project will be included and/or identified as part of SPU's Operating Budget.

\* Funds are appropriated through the Adopted Budget at the Budget Summary Level. All Amounts shown above are in thousands of dollars

### Watermain Rehabilitation

<b>Project No:</b>	MC-SU-C1129	<b>BSL Code:</b>	BC-SU-C110B
<b>Project Type:</b>	Ongoing	<b>BSL Name:</b>	Distribution
<b>Project Category:</b>	Improved Facility	<b>Location:</b>	Regional
<b>Current Project Stage:</b>	N/A	<b>Council District:</b>	Multiple
<b>Start/End Date:</b>	N/A	<b>Neighborhood District:</b>	Multiple
<b>Total Project Cost:</b>	N/A	<b>Urban Village:</b>	Multiple

This ongoing program replaces or rehabilitates existing water mains in Seattle. Replacements occur when leaks and breaks become too frequent and the cost of ongoing repairs is no longer cost effective. The benefits of this program can include improved service reliability, fire flow, water quality and lower maintenance costs. These benefits vary depending on the specific water main and site conditions.

<b>Resources</b>	<b>LTD Actuals</b>	<b>2023 Revised</b>	<b>2024</b>	<b>2025</b>	<b>2026</b>	<b>2027</b>	<b>2028</b>	<b>2029</b>	<b>Total</b>
Water Rates	36,486	15,922	17,700	19,460	26,550	32,535	29,811	37,415	215,879
<b>Total:</b>	<b>36,486</b>	<b>15,922</b>	<b>17,700</b>	<b>19,460</b>	<b>26,550</b>	<b>32,535</b>	<b>29,811</b>	<b>37,415</b>	<b>215,879</b>
<b>Fund Appropriations / Allocations *</b>	<b>LTD Actuals</b>	<b>2023 Revised</b>	<b>2024</b>	<b>2025</b>	<b>2026</b>	<b>2027</b>	<b>2028</b>	<b>2029</b>	<b>Total</b>
Water Fund	36,486	15,922	17,700	19,460	26,550	32,535	29,811	37,415	215,879
<b>Total:</b>	<b>36,486</b>	<b>15,922</b>	<b>17,700</b>	<b>19,460</b>	<b>26,550</b>	<b>32,535</b>	<b>29,811</b>	<b>37,415</b>	<b>215,879</b>

**O&M Impacts:** This is an ongoing program and any O&M needed as a result of this program is included in SPU's Operating Budget.

\* Funds are appropriated through the Adopted Budget at the Budget Summary Level. All Amounts shown above are in thousands of dollars

### Watershed Road Improvements/Decommissioning

<b>Project No:</b>	MC-SU-C1601	<b>BSL Code:</b>	BC-SU-C160B
<b>Project Type:</b>	Ongoing	<b>BSL Name:</b>	Habitat Conservation Program
<b>Project Category:</b>	Improved Facility	<b>Location:</b>	Cedar River Watershed
<b>Current Project Stage:</b>	N/A	<b>Council District:</b>	Outside City of Seattle
<b>Start/End Date:</b>	N/A	<b>Neighborhood District:</b>	Not in a Neighborhood District
<b>Total Project Cost:</b>	N/A	<b>Urban Village:</b>	Not in an Urban Village

This ongoing program provides forest road improvements and decommissioning in the Cedar River Watershed. The purpose of this program is to reduce the delivery of sediment into the waterways in the watershed to protect both aquatic habitat and water quality. This program is a requirement under the Cedar River Watershed Habitat Conservation Plan (HCP).

Resources	LTD Actuals	2023 Revised	2024	2025	2026	2027	2028	2029	Total
Water Rates	8,387	709	690	615	386	423	245	277	11,733
<b>Total:</b>	<b>8,387</b>	<b>709</b>	<b>690</b>	<b>615</b>	<b>386</b>	<b>423</b>	<b>245</b>	<b>277</b>	<b>11,733</b>
Fund Appropriations / Allocations *	LTD Actuals	2023 Revised	2024	2025	2026	2027	2028	2029	Total
Water Fund	8,387	709	690	615	386	423	245	277	11,733
<b>Total:</b>	<b>8,387</b>	<b>709</b>	<b>690</b>	<b>615</b>	<b>386</b>	<b>423</b>	<b>245</b>	<b>277</b>	<b>11,733</b>

**O&M Impacts:** This is an ongoing program and any O&M needed as a result of this program is included in SPU's Operating Budget.

\* Funds are appropriated through the Adopted Budget at the Budget Summary Level. All Amounts shown above are in thousands of dollars



# **Seattle Public Utilities**

## **Shared & Technology Projects**



**1% for Arts**

<b>Project No:</b>	MC-SU-C4118	<b>BSL Code:</b>	BC-SU-C410B
<b>Project Type:</b>	Ongoing	<b>BSL Name:</b>	Shared Cost Projects
<b>Project Category:</b>	New Investment	<b>Location:</b>	Various
<b>Current Project Stage:</b>	N/A	<b>Council District:</b>	Multiple
<b>Start/End Date:</b>	N/A	<b>Neighborhood District:</b>	Multiple
<b>Total Project Cost:</b>	N/A	<b>Urban Village:</b>	Multiple

This ongoing project provides funding for Seattle Public Utilities' 1% for Arts contribution. Eligibility is determined at the individual project level with payment occurring from this project. Funds contributed to the 1% for Arts project allow for the commission, purchase, and installation of art on City-owned properties that is accessible to the public. The Municipal Arts Plan, which is prepared annually, describes the status of ongoing art projects and establishes the scope of work and allocations for new art projects.

<b>Resources</b>	<b>LTD Actuals</b>	<b>2023 Revised</b>	<b>2024</b>	<b>2025</b>	<b>2026</b>	<b>2027</b>	<b>2028</b>	<b>2029</b>	<b>Total</b>
Drainage and Wastewater Rates	6,918	1,127	1,036	832	610	576	490	488	12,078
Solid Waste Rates	1,973	28	30	153	70	10	50	50	2,364
Water Rates	2,539	220	135	167	174	323	373	256	4,188
<b>Total:</b>	<b>11,430</b>	<b>1,375</b>	<b>1,201</b>	<b>1,152</b>	<b>854</b>	<b>909</b>	<b>913</b>	<b>794</b>	<b>18,630</b>
<b>Fund Appropriations / Allocations *</b>	<b>LTD Actuals</b>	<b>2023 Revised</b>	<b>2024</b>	<b>2025</b>	<b>2026</b>	<b>2027</b>	<b>2028</b>	<b>2029</b>	<b>Total</b>
Drainage and Wastewater Fund	6,918	1,127	1,036	832	610	576	490	488	12,078
Solid Waste Fund	1,973	28	30	153	70	10	50	50	2,364
Water Fund	2,539	220	135	167	174	323	373	256	4,188
<b>Total:</b>	<b>11,430</b>	<b>1,375</b>	<b>1,201</b>	<b>1,152</b>	<b>854</b>	<b>909</b>	<b>913</b>	<b>794</b>	<b>18,630</b>

**O&M Impacts:** This is an ongoing program and any O&M needed as a result of this program is included in SPU's Operating Budget.

\* Funds are appropriated through the Adopted Budget at the Budget Summary Level. All Amounts shown above are in thousands of dollars



### Alaskan Way Viaduct & Seawall Replacement Program

<b>Project No:</b>	MC-SU-C4102	<b>BSL Code:</b>	BC-SU-C410B
<b>Project Type:</b>	Discrete	<b>BSL Name:</b>	Shared Cost Projects
<b>Project Category:</b>	Improved Facility	<b>Location:</b>	Various
<b>Current Project Stage:</b>	Stage 5 - Construction	<b>Council District:</b>	Multiple
<b>Start/End Date:</b>	2001 - 2027	<b>Neighborhood District:</b>	Multiple
<b>Total Project Cost:</b>	\$87,522	<b>Urban Village:</b>	Multiple

This project relocates, replaces, and protects water infrastructure affected by the replacement of the Alaskan Way Viaduct and Seawall. This project encompasses many sub-projects which are collectively known as the Alaskan Way Viaduct and Seawall Replacement project (AWVSR project). The Washington State Department of Transportation (WSDOT) is the lead for the SR-99 replacement, while the City of Seattle is the lead on development of the waterfront public space, implementation of the new surface Alaskan Way, and design and construction of the seawall.

Resources	LTD Actuals	2023 Revised	2024	2025	2026	2027	2028	2029	Total
Drainage and Wastewater Rates	56,336	1,758	309	380	-	-	-	-	58,783
Water Rates	25,331	109	26	22	-	-	-	-	25,488
<b>Total:</b>	<b>81,668</b>	<b>1,867</b>	<b>334</b>	<b>402</b>	<b>-</b>	<b>-</b>	<b>-</b>	<b>-</b>	<b>84,271</b>
Fund Appropriations / Allocations *	LTD Actuals	2023 Revised	2024	2025	2026	2027	2028	2029	Total
Drainage and Wastewater Fund	56,336	1,758	309	380	-	-	-	-	58,783
Water Fund	25,331	109	26	22	-	-	-	-	25,488
<b>Total:</b>	<b>81,668</b>	<b>1,867</b>	<b>334</b>	<b>402</b>	<b>-</b>	<b>-</b>	<b>-</b>	<b>-</b>	<b>84,271</b>

**O&M Impacts:** Any O&M needed as a result of this project will be included and/or identified as part of SPU's Operating Budget.

*\* Funds are appropriated through the Adopted Budget at the Budget Summary Level. All Amounts shown above are in thousands of dollars*

## Asset Information Management

<b>Project No:</b>	MC-SU-C5407	<b>BSL Code:</b>	BC-SU-C510B
<b>Project Type:</b>	Ongoing	<b>BSL Name:</b>	Technology
<b>Project Category:</b>	Improved Facility	<b>Location:</b>	Various
<b>Current Project Stage:</b>	N/A	<b>Council District:</b>	Not Applicable
<b>Start/End Date:</b>	N/A	<b>Neighborhood District:</b>	Not in a Neighborhood District
<b>Total Project Cost:</b>	N/A	<b>Urban Village:</b>	Not in an Urban Village

This ongoing project provides applications, upgrades and data management tools in support of SPU's work and asset management projects. Several new and updated technology solutions designed to enhance the efficiency and effectiveness of drinking water, sewer, drainage, and solid waste operations are planned. Activities within this project aim to further enhance safety and improve responsiveness of SPU's utility operations.

<b>Resources</b>	<b>LTD Actuals</b>	<b>2023 Revised</b>	<b>2024</b>	<b>2025</b>	<b>2026</b>	<b>2027</b>	<b>2028</b>	<b>2029</b>	<b>Total</b>
Drainage and Wastewater Rates	2,272	1,177	172	860	860	860	860	860	7,921
Solid Waste Rates	1,151	257	60	300	300	300	300	300	2,968
Water Rates	2,122	(20)	168	840	840	840	840	840	6,470
<b>Total:</b>	<b>5,546</b>	<b>1,414</b>	<b>400</b>	<b>2,000</b>	<b>2,000</b>	<b>2,000</b>	<b>2,000</b>	<b>2,000</b>	<b>17,360</b>
<b>Fund Appropriations / Allocations *</b>	<b>LTD Actuals</b>	<b>2023 Revised</b>	<b>2024</b>	<b>2025</b>	<b>2026</b>	<b>2027</b>	<b>2028</b>	<b>2029</b>	<b>Total</b>
Drainage and Wastewater Fund	2,272	1,177	172	860	860	860	860	860	7,921
Solid Waste Fund	1,151	257	60	300	300	300	300	300	2,968
Water Fund	2,122	(20)	168	840	840	840	840	840	6,470
<b>Total:</b>	<b>5,546</b>	<b>1,414</b>	<b>400</b>	<b>2,000</b>	<b>2,000</b>	<b>2,000</b>	<b>2,000</b>	<b>2,000</b>	<b>17,360</b>

**O&M Impacts:** This is an ongoing program and any O&M needed as a result of this program is included in SPU's Operating Budget.

\* Funds are appropriated through the Adopted Budget at the Budget Summary Level. All Amounts shown above are in thousands of dollars

**Customer Contact & Billing**

<b>Project No:</b>	MC-SU-C5402	<b>BSL Code:</b>	BC-SU-C510B
<b>Project Type:</b>	Ongoing	<b>BSL Name:</b>	Technology
<b>Project Category:</b>	Improved Facility	<b>Location:</b>	N/A
<b>Current Project Stage:</b>	N/A	<b>Council District:</b>	Not Applicable
<b>Start/End Date:</b>	N/A	<b>Neighborhood District:</b>	Not in a Neighborhood District
<b>Total Project Cost:</b>	N/A	<b>Urban Village:</b>	Not in an Urban Village

This ongoing project provides technology solutions and business application upgrades in support of SPU's Customer Contact Center and activities carried out by the Customer Service Branch. Planned projects include, but are not limited to, enhancements to the New Customer Billing System and new technology solutions for enhanced customer contact management. This ongoing project is intended to enhance customer service, customer contact, and ensure accurate Utility billing.

<b>Resources</b>	<b>LTD Actuals</b>	<b>2023 Revised</b>	<b>2024</b>	<b>2025</b>	<b>2026</b>	<b>2027</b>	<b>2028</b>	<b>2029</b>	<b>Total</b>
Drainage and Wastewater Rates	10,046	2,021	1,593	430	430	430	430	430	15,810
Solid Waste Rates	5,588	605	556	150	150	150	150	150	7,498
Water Rates	9,722	1,957	1,556	420	420	420	420	420	15,335
<b>Total:</b>	<b>25,356</b>	<b>4,583</b>	<b>3,705</b>	<b>1,000</b>	<b>1,000</b>	<b>1,000</b>	<b>1,000</b>	<b>1,000</b>	<b>38,644</b>
<b>Fund Appropriations / Allocations *</b>	<b>LTD Actuals</b>	<b>2023 Revised</b>	<b>2024</b>	<b>2025</b>	<b>2026</b>	<b>2027</b>	<b>2028</b>	<b>2029</b>	<b>Total</b>
Drainage and Wastewater Fund	10,046	2,021	1,593	430	430	430	430	430	15,810
Solid Waste Fund	5,588	605	556	150	150	150	150	150	7,498
Water Fund	9,722	1,957	1,556	420	420	420	420	420	15,335
<b>Total:</b>	<b>25,356</b>	<b>4,583</b>	<b>3,705</b>	<b>1,000</b>	<b>1,000</b>	<b>1,000</b>	<b>1,000</b>	<b>1,000</b>	<b>38,644</b>

**O&M Impacts:** This is an ongoing program and any O&M needed as a result of this program is included in SPU's Operating Budget.

\* Funds are appropriated through the Adopted Budget at the Budget Summary Level. All Amounts shown above are in thousands of dollars

## Enterprise Information Management

<b>Project No:</b>	MC-SU-C5403	<b>BSL Code:</b>	BC-SU-C510B
<b>Project Type:</b>	Ongoing	<b>BSL Name:</b>	Technology
<b>Project Category:</b>	Improved Facility	<b>Location:</b>	Various
<b>Current Project Stage:</b>	N/A	<b>Council District:</b>	Not Applicable
<b>Start/End Date:</b>	N/A	<b>Neighborhood District:</b>	Not in a Neighborhood District
<b>Total Project Cost:</b>	N/A	<b>Urban Village:</b>	Not in an Urban Village

This ongoing project provides integrated technology solutions in support of the management of SPU's corporate knowledge, including data, information, documents, and web content. Typical improvements may include, but are not limited to, replacement of shared file storage, new online collaboration tools, introduction of workflow, tracking & reporting applications, web content management systems, and an enterprise document management solution. This ongoing project enhances SPU's ability to retrieve, share, distribute and manage corporate information.

<b>Resources</b>	<b>LTD Actuals</b>	<b>2023 Revised</b>	<b>2024</b>	<b>2025</b>	<b>2026</b>	<b>2027</b>	<b>2028</b>	<b>2029</b>	<b>Total</b>
Drainage and Wastewater Rates	1,451	(147)	280	860	860	860	860	860	5,883
Solid Waste Rates	402	165	598	300	300	300	300	300	2,665
Water Rates	1,226	181	273	840	840	840	840	840	5,881
<b>Total:</b>	<b>3,080</b>	<b>199</b>	<b>1,150</b>	<b>2,000</b>	<b>2,000</b>	<b>2,000</b>	<b>2,000</b>	<b>2,000</b>	<b>14,429</b>
<b>Fund Appropriations / Allocations *</b>	<b>LTD Actuals</b>	<b>2023 Revised</b>	<b>2024</b>	<b>2025</b>	<b>2026</b>	<b>2027</b>	<b>2028</b>	<b>2029</b>	<b>Total</b>
Drainage and Wastewater Fund	1,451	(147)	280	860	860	860	860	860	5,883
Solid Waste Fund	402	165	598	300	300	300	300	300	2,665
Water Fund	1,226	181	273	840	840	840	840	840	5,881
<b>Total:</b>	<b>3,080</b>	<b>199</b>	<b>1,150</b>	<b>2,000</b>	<b>2,000</b>	<b>2,000</b>	<b>2,000</b>	<b>2,000</b>	<b>14,429</b>

**O&M Impacts:** This is an ongoing program and any O&M needed as a result of this program is included in SPU's Operating Budget.

\* Funds are appropriated through the Adopted Budget at the Budget Summary Level. All Amounts shown above are in thousands of dollars

### Heavy Equipment Purchases

<b>Project No:</b>	MC-SU-C4116	<b>BSL Code:</b>	BC-SU-C410B
<b>Project Type:</b>	Ongoing	<b>BSL Name:</b>	Shared Cost Projects
<b>Project Category:</b>	New Investment	<b>Location:</b>	Various
<b>Current Project Stage:</b>	N/A	<b>Council District:</b>	Not Applicable
<b>Start/End Date:</b>	N/A	<b>Neighborhood District:</b>	Not in a Neighborhood District
<b>Total Project Cost:</b>	N/A	<b>Urban Village:</b>	Not in an Urban Village

This ongoing project provides SPU staff with new and replacement heavy equipment required by SPU crews to perform their work. This equipment transports work crews and tools to job sites and supports the safe and efficient replacement, repair, and maintenance of infrastructures. It also build the infrastructure and telematics system needed to implement a fleet of electric vehicles to reduce SPU's use of fossil fuels and support the City's Drive Clean Seattle Fleet initiative.

<b>Resources</b>	<b>LTD Actuals</b>	<b>2023 Revised</b>	<b>2024</b>	<b>2025</b>	<b>2026</b>	<b>2027</b>	<b>2028</b>	<b>2029</b>	<b>Total</b>
Drainage and Wastewater Rates	22,458	4,662	3,498	3,817	2,696	2,777	2,870	2,946	45,724
Solid Waste Rates	17,819	3,573	1,358	1,429	1,000	1,000	1,000	1,000	28,179
Water Rates	27,129	2,668	3,060	3,229	2,000	2,000	2,000	2,000	44,086
<b>Total:</b>	<b>67,407</b>	<b>10,902</b>	<b>7,916</b>	<b>8,474</b>	<b>5,696</b>	<b>5,777</b>	<b>5,870</b>	<b>5,946</b>	<b>117,989</b>
<b>Fund Appropriations / Allocations *</b>	<b>LTD Actuals</b>	<b>2023 Revised</b>	<b>2024</b>	<b>2025</b>	<b>2026</b>	<b>2027</b>	<b>2028</b>	<b>2029</b>	<b>Total</b>
Drainage and Wastewater Fund	22,458	4,662	3,498	3,817	2,696	2,777	2,870	2,946	45,724
Solid Waste Fund	17,819	3,573	1,358	1,429	1,000	1,000	1,000	1,000	28,179
Water Fund	27,129	2,668	3,060	3,229	2,000	2,000	2,000	2,000	44,086
<b>Total:</b>	<b>67,407</b>	<b>10,902</b>	<b>7,916</b>	<b>8,474</b>	<b>5,696</b>	<b>5,777</b>	<b>5,870</b>	<b>5,946</b>	<b>117,989</b>

**O&M Impacts:** This is an ongoing program and any O&M needed as a result of this program is included in SPU's Operating Budget.

\* Funds are appropriated through the Adopted Budget at the Budget Summary Level. All Amounts shown above are in thousands of dollars

### Integrated Control Monitoring Program

<b>Project No:</b>	MC-SU-C4108	<b>BSL Code:</b>	BC-SU-C410B
<b>Project Type:</b>	Ongoing	<b>BSL Name:</b>	Shared Cost Projects
<b>Project Category:</b>	Improved Facility	<b>Location:</b>	Various
<b>Current Project Stage:</b>	N/A	<b>Council District:</b>	Not Applicable
<b>Start/End Date:</b>	N/A	<b>Neighborhood District:</b>	Not in a Neighborhood District
<b>Total Project Cost:</b>	N/A	<b>Urban Village:</b>	Not in an Urban Village

This ongoing project provides for electronic and mechanical system upgrades as required at various City facilities. The drinking water Supervisory Control and Data Acquisition (SCADA) system was installed in 2005 throughout King County. System components include, but is not limited to, treatment/flow/pressure sensors, remote control pumps/valves used in the conveyance and quality of drinking water and the delivery of water to fire hydrants, also known as "fire flow". The project also provides engineering design and civil construction at drainage and wastewater infrastructure monitoring sites. The data produced at these sites is used by operations to predetermine combined sewer overflows (CSO) and engineering modeling and forecasting. The improvements supplied by this project decrease CSO violations in compliance with the City's NPDES permit. Typical improvements include trenching and conduit from power/Telco pole to above ground SCADA cabinet to field monitoring instrumentation. This work will occur at 150 CSS sites.

<b>Resources</b>	<b>LTD Actuals</b>	<b>2023 Revised</b>	<b>2024</b>	<b>2025</b>	<b>2026</b>	<b>2027</b>	<b>2028</b>	<b>2029</b>	<b>Total</b>
Drainage and Wastewater Rates	1,952	220	250	250	250	250	-	-	3,172
Water Rates	1,095	-	-	-	-	-	-	-	1,095
<b>Total:</b>	<b>3,046</b>	<b>220</b>	<b>250</b>	<b>250</b>	<b>250</b>	<b>250</b>	<b>-</b>	<b>-</b>	<b>4,267</b>
<b>Fund Appropriations / Allocations *</b>	<b>LTD Actuals</b>	<b>2023 Revised</b>	<b>2024</b>	<b>2025</b>	<b>2026</b>	<b>2027</b>	<b>2028</b>	<b>2029</b>	<b>Total</b>
Drainage and Wastewater Fund	1,952	220	250	250	250	250	-	-	3,172
Water Fund	1,095	-	-	-	-	-	-	-	1,095
<b>Total:</b>	<b>3,046</b>	<b>220</b>	<b>250</b>	<b>250</b>	<b>250</b>	<b>250</b>	<b>-</b>	<b>-</b>	<b>4,267</b>

**O&M Impacts:** This is an ongoing program and any O&M needed as a result of this program is included in SPU's Operating Budget.

\* Funds are appropriated through the Adopted Budget at the Budget Summary Level. All Amounts shown above are in thousands of dollars

**IT Infrastructure**

<b>Project No:</b>	MC-SU-C5404	<b>BSL Code:</b>	BC-SU-C510B
<b>Project Type:</b>	Ongoing	<b>BSL Name:</b>	Technology
<b>Project Category:</b>	Improved Facility	<b>Location:</b>	N/A
<b>Current Project Stage:</b>	N/A	<b>Council District:</b>	Not Applicable
<b>Start/End Date:</b>	N/A	<b>Neighborhood District:</b>	Not in a Neighborhood District
<b>Total Project Cost:</b>	N/A	<b>Urban Village:</b>	Not in an Urban Village

This ongoing IT asset management project ensures the availability, reliability, and security of SPU's corporate computing infrastructure. The project acquires and maintains SPU-owned and managed servers, local networks, shared storage and backup systems, operating software, and communications infrastructure.

<b>Resources</b>	<b>LTD Actuals</b>	<b>2023 Revised</b>	<b>2024</b>	<b>2025</b>	<b>2026</b>	<b>2027</b>	<b>2028</b>	<b>2029</b>	<b>Total</b>
Drainage and Wastewater Rates	1,447	1,910	968	753	753	753	753	753	8,088
Solid Waste Rates	481	450	338	263	263	263	263	263	2,581
Water Rates	2,014	1,541	945	735	735	735	735	735	8,174
<b>Total:</b>	<b>3,943</b>	<b>3,901</b>	<b>2,250</b>	<b>1,750</b>	<b>1,750</b>	<b>1,750</b>	<b>1,750</b>	<b>1,750</b>	<b>18,844</b>
<b>Fund Appropriations / Allocations *</b>	<b>LTD Actuals</b>	<b>2023 Revised</b>	<b>2024</b>	<b>2025</b>	<b>2026</b>	<b>2027</b>	<b>2028</b>	<b>2029</b>	<b>Total</b>
Drainage and Wastewater Fund	1,447	1,910	968	753	753	753	753	753	8,088
Solid Waste Fund	481	450	338	263	263	263	263	263	2,581
Water Fund	2,014	1,541	945	735	735	735	735	735	8,174
<b>Total:</b>	<b>3,943</b>	<b>3,901</b>	<b>2,250</b>	<b>1,750</b>	<b>1,750</b>	<b>1,750</b>	<b>1,750</b>	<b>1,750</b>	<b>18,844</b>

**O&M Impacts:** This is an ongoing program and any O&M needed as a result of this program is included in SPU's Operating Budget.

\* Funds are appropriated through the Adopted Budget at the Budget Summary Level. All Amounts shown above are in thousands of dollars

### Meter Replacement

<b>Project No:</b>	MC-SU-C4101	<b>BSL Code:</b>	BC-SU-C410B
<b>Project Type:</b>	Ongoing	<b>BSL Name:</b>	Shared Cost Projects
<b>Project Category:</b>	Improved Facility	<b>Location:</b>	Various
<b>Current Project Stage:</b>	N/A	<b>Council District:</b>	Multiple
<b>Start/End Date:</b>	N/A	<b>Neighborhood District:</b>	Multiple
<b>Total Project Cost:</b>	N/A	<b>Urban Village:</b>	Multiple

This ongoing project funds replacement of existing water meters when they fail or become obsolete. Meters measuring up to two inches are replaced when they stop running. Meters measuring three inches or more are repaired when possible, but are replaced when repair costs exceed replacement costs. Accurate water meters ensure that customers are billed fairly for the water they use. Since water meters also are used to bill customers for their wastewater discharges, 48 percent of the funding is allocated to the Drainage and Wastewater line of business.

<b>Resources</b>	<b>LTD Actuals</b>	<b>2023 Revised</b>	<b>2024</b>	<b>2025</b>	<b>2026</b>	<b>2027</b>	<b>2028</b>	<b>2029</b>	<b>Total</b>
Drainage and Wastewater Rates	8,769	528	533	538	542	451	458	468	12,287
Water Rates	9,519	572	577	582	588	489	497	507	13,331
<b>Total:</b>	<b>18,288</b>	<b>1,100</b>	<b>1,110</b>	<b>1,120</b>	<b>1,130</b>	<b>940</b>	<b>955</b>	<b>975</b>	<b>25,618</b>
<b>Fund Appropriations / Allocations *</b>	<b>LTD Actuals</b>	<b>2023 Revised</b>	<b>2024</b>	<b>2025</b>	<b>2026</b>	<b>2027</b>	<b>2028</b>	<b>2029</b>	<b>Total</b>
Drainage and Wastewater Fund	8,769	528	533	538	542	451	458	468	12,287
Water Fund	9,519	572	577	582	588	489	497	507	13,331
<b>Total:</b>	<b>18,288</b>	<b>1,100</b>	<b>1,110</b>	<b>1,120</b>	<b>1,130</b>	<b>940</b>	<b>955</b>	<b>975</b>	<b>25,618</b>

**O&M Impacts:** This is an ongoing program and any O&M needed as a result of this program is included in SPU's Operating Budget.

\* Funds are appropriated through the Adopted Budget at the Budget Summary Level. All Amounts shown above are in thousands of dollars



### Move Seattle

<b>Project No:</b>	MC-SU-C4119	<b>BSL Code:</b>	BC-SU-C410B
<b>Project Type:</b>	Ongoing	<b>BSL Name:</b>	Shared Cost Projects
<b>Project Category:</b>	Improved Facility	<b>Location:</b>	Various
<b>Current Project Stage:</b>	N/A	<b>Council District:</b>	Multiple
<b>Start/End Date:</b>	N/A	<b>Neighborhood District:</b>	Multiple
<b>Total Project Cost:</b>	N/A	<b>Urban Village:</b>	Multiple

This multi-year project funds assessments, repairs, and improvements to SPU's utility infrastructure at sites chosen by the Seattle Department of Transportation (SDOT) for bridge improvements and pedestrian and bicycle safety improvements within its "Move Seattle" project. SPU assesses the condition of its utility infrastructure at SDOT's project sites and conducts repairs and improvements as needed. This project is also known as "Bridging the Gap Program."

<b>Resources</b>	<b>LTD Actuals</b>	<b>2023 Revised</b>	<b>2024</b>	<b>2025</b>	<b>2026</b>	<b>2027</b>	<b>2028</b>	<b>2029</b>	<b>Total</b>
Drainage and Wastewater Rates	14,143	7,368	7,645	8,253	11,163	12,030	23,260	18,050	101,912
Water Rates	27,563	12,109	15,932	15,472	9,746	3,607	3,500	5,000	92,929
<b>Total:</b>	<b>41,705</b>	<b>19,478</b>	<b>23,577</b>	<b>23,725</b>	<b>20,909</b>	<b>15,637</b>	<b>26,760</b>	<b>23,050</b>	<b>194,841</b>
<b>Fund Appropriations / Allocations *</b>	<b>LTD Actuals</b>	<b>2023 Revised</b>	<b>2024</b>	<b>2025</b>	<b>2026</b>	<b>2027</b>	<b>2028</b>	<b>2029</b>	<b>Total</b>
Drainage and Wastewater Fund	14,143	7,368	7,645	8,253	11,163	12,030	23,260	18,050	101,912
Water Fund	27,563	12,109	15,932	15,472	9,746	3,607	3,500	5,000	92,929
<b>Total:</b>	<b>41,705</b>	<b>19,478</b>	<b>23,577</b>	<b>23,725</b>	<b>20,909</b>	<b>15,637</b>	<b>26,760</b>	<b>23,050</b>	<b>194,841</b>

**O&M Impacts:** This is an ongoing program and any O&M needed as a result of this program is included in SPU's Operating Budget.

\* Funds are appropriated through the Adopted Budget at the Budget Summary Level. All Amounts shown above are in thousands of dollars

**Operational Facility - Construction**

<b>Project No:</b>	MC-SU-C4106	<b>BSL Code:</b>	BC-SU-C410B
<b>Project Type:</b>	Ongoing	<b>BSL Name:</b>	Shared Cost Projects
<b>Project Category:</b>	Improved Facility	<b>Location:</b>	Various
<b>Current Project Stage:</b>	N/A	<b>Council District:</b>	Multiple
<b>Start/End Date:</b>	N/A	<b>Neighborhood District:</b>	Multiple
<b>Total Project Cost:</b>	N/A	<b>Urban Village:</b>	Not in an Urban Village

This ongoing facilities project renovates, rehabilitates, replaces existing buildings, and constructs new facilities at various locations within the city limits to address deficiencies, failures, and functional changes in the SPU Lines of Business. Typical improvements include, but are not limited to, roof replacements, exterior wall or cladding replacements, and improvements to administrative office space, crew and shop space, lighting, heating and ventilation systems, and facilities structures. These improvements increase the useful life of the facilities, preserve the value of the assets, and provide a safe working environment.

<b>Resources</b>	<b>LTD Actuals</b>	<b>2023 Revised</b>	<b>2024</b>	<b>2025</b>	<b>2026</b>	<b>2027</b>	<b>2028</b>	<b>2029</b>	<b>Total</b>
Drainage and Wastewater Rates	24,735	6,134	5,508	1,200	500	-	-	-	38,078
Solid Waste Rates	465	1,276	636	-	-	-	-	-	2,377
Water Rates	9,366	9,039	2,768	1,000	800	2,150	7,000	2,500	34,624
<b>Total:</b>	<b>34,566</b>	<b>16,450</b>	<b>8,913</b>	<b>2,200</b>	<b>1,300</b>	<b>2,150</b>	<b>7,000</b>	<b>2,500</b>	<b>75,079</b>
<b>Fund Appropriations / Allocations *</b>	<b>LTD Actuals</b>	<b>2023 Revised</b>	<b>2024</b>	<b>2025</b>	<b>2026</b>	<b>2027</b>	<b>2028</b>	<b>2029</b>	<b>Total</b>
Drainage and Wastewater Fund	24,735	6,134	5,508	1,200	500	-	-	-	38,078
Solid Waste Fund	465	1,276	636	-	-	-	-	-	2,377
Water Fund	9,366	9,039	2,768	1,000	800	2,150	7,000	2,500	34,624
<b>Total:</b>	<b>34,566</b>	<b>16,450</b>	<b>8,913</b>	<b>2,200</b>	<b>1,300</b>	<b>2,150</b>	<b>7,000</b>	<b>2,500</b>	<b>75,079</b>

**O&M Impacts:** This is an ongoing program and any O&M needed as a result of this program is included in SPU's Operating Budget.

\* Funds are appropriated through the Adopted Budget at the Budget Summary Level. All Amounts shown above are in thousands of dollars

### Operations Control Center

<b>Project No:</b>	MC-SU-C4105	<b>BSL Code:</b>	BC-SU-C410B
<b>Project Type:</b>	Ongoing	<b>BSL Name:</b>	Shared Cost Projects
<b>Project Category:</b>	Improved Facility	<b>Location:</b>	2700 Airport Way South
<b>Current Project Stage:</b>	N/A	<b>Council District:</b>	Council District 2
<b>Start/End Date:</b>	N/A	<b>Neighborhood District:</b>	Greater Duwamish
<b>Total Project Cost:</b>	N/A	<b>Urban Village:</b>	Greater Duwamish

This ongoing facilities project renovates, rehabilitates, replaces existing buildings, and constructs new facilities at the Operations Control Center located at 2700 Airport Way South to improve the efficiency and effectiveness of the field crews delivering utility services to customers. Typical improvements include, but are not limited to, roof and other exterior replacements, improvements to public spaces, office and crew spaces and lighting, and heating and ventilation systems. These improvements increase the useful life of the facility, preserve the value of the asset, and provide a safe work and public space environment.

Resources	LTD Actuals	2023 Revised	2024	2025	2026	2027	2028	2029	Total
Water Rates	3,170	-	-	-	-	-	-	-	3,170
<b>Total:</b>	<b>3,170</b>	<b>-</b>	<b>-</b>	<b>-</b>	<b>-</b>	<b>-</b>	<b>-</b>	<b>-</b>	<b>3,170</b>
Fund Appropriations / Allocations *	LTD Actuals	2023 Revised	2024	2025	2026	2027	2028	2029	Total
Water Fund	3,170	-	-	-	-	-	-	-	3,170
<b>Total:</b>	<b>3,170</b>	<b>-</b>	<b>-</b>	<b>-</b>	<b>-</b>	<b>-</b>	<b>-</b>	<b>-</b>	<b>3,170</b>

**O&M Impacts:** This is an ongoing program and any O&M needed as a result of this program is included in SPU's Operating Budget.

*\* Funds are appropriated through the Adopted Budget at the Budget Summary Level. All Amounts shown above are in thousands of dollars*

**Other Major Transportation Projects**

<b>Project No:</b>	MC-SU-C4123	<b>BSL Code:</b>	BC-SU-C410B
<b>Project Type:</b>	Ongoing	<b>BSL Name:</b>	Shared Cost Projects
<b>Project Category:</b>	Improved Facility	<b>Location:</b>	Various
<b>Current Project Stage:</b>	N/A	<b>Council District:</b>	Multiple
<b>Start/End Date:</b>	N/A	<b>Neighborhood District:</b>	Multiple
<b>Total Project Cost:</b>	N/A	<b>Urban Village:</b>	Multiple

This ongoing project funds projects that mitigate undesirable impacts and take advantage of opportunities generated by the capital transportation projects of the Washington State Department of Transportation (WSDOT) and the Seattle Department of Transportation (SDOT) throughout the City. Work may include, but is not limited to, physically protecting the infrastructure during the transportation construction process, repairing and replacing damaged infrastructure, and improving existing infrastructure to meet higher standards. Project sites may include, but are not limited to, State Route 520, Interstate 5, and Interstate 90.

<b>Resources</b>	<b>LTD Actuals</b>	<b>2023 Revised</b>	<b>2024</b>	<b>2025</b>	<b>2026</b>	<b>2027</b>	<b>2028</b>	<b>2029</b>	<b>Total</b>
Drainage and Wastewater Rates	1,066	100	100	100	150	100	100	20	1,736
Water Rates	2,768	750	20,144	10,838	3,805	837	288	297	39,726
<b>Total:</b>	<b>3,834</b>	<b>850</b>	<b>20,244</b>	<b>10,938</b>	<b>3,955</b>	<b>937</b>	<b>388</b>	<b>317</b>	<b>41,462</b>
<b>Fund Appropriations / Allocations *</b>	<b>LTD Actuals</b>	<b>2023 Revised</b>	<b>2024</b>	<b>2025</b>	<b>2026</b>	<b>2027</b>	<b>2028</b>	<b>2029</b>	<b>Total</b>
Drainage and Wastewater Fund	1,066	100	100	100	150	100	100	20	1,736
Water Fund	2,768	750	20,144	10,838	3,805	837	288	297	39,726
<b>Total:</b>	<b>3,834</b>	<b>850</b>	<b>20,244</b>	<b>10,938</b>	<b>3,955</b>	<b>937</b>	<b>388</b>	<b>317</b>	<b>41,462</b>

**O&M Impacts:** This is an ongoing program and any O&M needed as a result of this program is included in SPU's Operating Budget.

\* Funds are appropriated through the Adopted Budget at the Budget Summary Level. All Amounts shown above are in thousands of dollars

**Project Delivery & Performance**

<b>Project No:</b>	MC-SU-C5405	<b>BSL Code:</b>	BC-SU-C510B
<b>Project Type:</b>	Ongoing	<b>BSL Name:</b>	Technology
<b>Project Category:</b>	Improved Facility	<b>Location:</b>	N/A
<b>Current Project Stage:</b>	N/A	<b>Council District:</b>	Not Applicable
<b>Start/End Date:</b>	N/A	<b>Neighborhood District:</b>	Not in a Neighborhood District
<b>Total Project Cost:</b>	N/A	<b>Urban Village:</b>	Not in an Urban Village

This ongoing project provides technology applications and application upgrades in support of improvements to project delivery and performance. Planned projects include continued development of an Enterprise Project Management System, replacement of the Engineering Support Contract Payments system, and SPU's share of costs for the City's central financial system upgrades. Future projects may include development of new Enterprise Resource Planning systems such as HR provisioning and financial reporting. This project will result in an improved ability to plan and deliver projects on schedule and within budget.

<b>Resources</b>	<b>LTD Actuals</b>	<b>2023 Revised</b>	<b>2024</b>	<b>2025</b>	<b>2026</b>	<b>2027</b>	<b>2028</b>	<b>2029</b>	<b>Total</b>
Drainage and Wastewater Rates	7,872	2,376	1,556	731	731	731	731	731	15,459
Solid Waste Rates	2,899	480	543	255	255	255	255	255	5,196
Water Rates	8,518	1,344	1,520	714	714	714	714	714	14,952
<b>Total:</b>	<b>19,288</b>	<b>4,200</b>	<b>3,619</b>	<b>1,700</b>	<b>1,700</b>	<b>1,700</b>	<b>1,700</b>	<b>1,700</b>	<b>35,607</b>
<b>Fund Appropriations / Allocations *</b>	<b>LTD Actuals</b>	<b>2023 Revised</b>	<b>2024</b>	<b>2025</b>	<b>2026</b>	<b>2027</b>	<b>2028</b>	<b>2029</b>	<b>Total</b>
Drainage and Wastewater Fund	7,872	2,376	1,556	731	731	731	731	731	15,459
Solid Waste Fund	2,899	480	543	255	255	255	255	255	5,196
Water Fund	8,518	1,344	1,520	714	714	714	714	714	14,952
<b>Total:</b>	<b>19,288</b>	<b>4,200</b>	<b>3,619</b>	<b>1,700</b>	<b>1,700</b>	<b>1,700</b>	<b>1,700</b>	<b>1,700</b>	<b>35,607</b>

**O&M Impacts:** This is an ongoing program and any O&M needed as a result of this program is included in SPU's Operating Budget.

\* Funds are appropriated through the Adopted Budget at the Budget Summary Level. All Amounts shown above are in thousands of dollars

**Regional Facility - Other**

<b>Project No:</b>	MC-SU-C4107	<b>BSL Code:</b>	BC-SU-C410B
<b>Project Type:</b>	Ongoing	<b>BSL Name:</b>	Shared Cost Projects
<b>Project Category:</b>	Improved Facility	<b>Location:</b>	Regional
<b>Current Project Stage:</b>	N/A	<b>Council District:</b>	Outside City of Seattle
<b>Start/End Date:</b>	N/A	<b>Neighborhood District:</b>	Outside City of Seattle
<b>Total Project Cost:</b>	N/A	<b>Urban Village:</b>	Outside City of Seattle

This ongoing facilities project renovates, rehabilitates, replaces existing buildings, and constructs new facilities at various locations outside of City limits to address deficiencies, failures, and functional changes in the drinking water system. These improvements increase the useful life of the facilities, preserve the value of the assets, and provide a safe working environment.

<b>Resources</b>	<b>LTD Actuals</b>	<b>2023 Revised</b>	<b>2024</b>	<b>2025</b>	<b>2026</b>	<b>2027</b>	<b>2028</b>	<b>2029</b>	<b>Total</b>
Drainage and Wastewater Rates	4	-	-	-	-	-	-	-	4
Water Rates	29,845	3,250	1,200	2,200	6,150	14,150	6,150	150	63,095
<b>Total:</b>	<b>29,849</b>	<b>3,250</b>	<b>1,200</b>	<b>2,200</b>	<b>6,150</b>	<b>14,150</b>	<b>6,150</b>	<b>150</b>	<b>63,099</b>
<b>Fund Appropriations / Allocations *</b>	<b>LTD Actuals</b>	<b>2023 Revised</b>	<b>2024</b>	<b>2025</b>	<b>2026</b>	<b>2027</b>	<b>2028</b>	<b>2029</b>	<b>Total</b>
Drainage and Wastewater Fund	4	-	-	-	-	-	-	-	4
Water Fund	29,845	3,250	1,200	2,200	6,150	14,150	6,150	150	63,095
<b>Total:</b>	<b>29,849</b>	<b>3,250</b>	<b>1,200</b>	<b>2,200</b>	<b>6,150</b>	<b>14,150</b>	<b>6,150</b>	<b>150</b>	<b>63,099</b>

**O&M Impacts:** This is an ongoing program and any O&M needed as a result of this program is included in SPU's Operating Budget.

\* Funds are appropriated through the Adopted Budget at the Budget Summary Level. All Amounts shown above are in thousands of dollars

**Science & System Performance**

<b>Project No:</b>	MC-SU-C5406	<b>BSL Code:</b>	BC-SU-C510B
<b>Project Type:</b>	Ongoing	<b>BSL Name:</b>	Technology
<b>Project Category:</b>	Improved Facility	<b>Location:</b>	N/A
<b>Current Project Stage:</b>	N/A	<b>Council District:</b>	Not Applicable
<b>Start/End Date:</b>	N/A	<b>Neighborhood District:</b>	Not in a Neighborhood District
<b>Total Project Cost:</b>	N/A	<b>Urban Village:</b>	Not in an Urban Village

This ongoing project will provide new and improved technology applications and accompanying data management tools to support the gathering, monitoring, tracking and analysis of science and engineering information. Several planned projects include replacement of obsolete regulatory compliance tracking applications, upgrades to field monitoring equipment, and the integration of SCADA data with other data systems. This project enhances SPU's ability to control water quality and comply with environmental and health regulations.

<b>Resources</b>	<b>LTD Actuals</b>	<b>2023 Revised</b>	<b>2024</b>	<b>2025</b>	<b>2026</b>	<b>2027</b>	<b>2028</b>	<b>2029</b>	<b>Total</b>
Drainage and Wastewater Rates	2,095	1,182	882	688	688	688	688	688	7,599
Solid Waste Rates	19	263	308	240	240	240	240	240	1,789
Water Rates	4,813	1,028	861	672	672	672	672	672	10,062
<b>Total:</b>	<b>6,928</b>	<b>2,472</b>	<b>2,050</b>	<b>1,600</b>	<b>1,600</b>	<b>1,600</b>	<b>1,600</b>	<b>1,600</b>	<b>19,450</b>
<b>Fund Appropriations / Allocations *</b>	<b>LTD Actuals</b>	<b>2023 Revised</b>	<b>2024</b>	<b>2025</b>	<b>2026</b>	<b>2027</b>	<b>2028</b>	<b>2029</b>	<b>Total</b>
Drainage and Wastewater Fund	2,095	1,182	882	688	688	688	688	688	7,599
Solid Waste Fund	19	263	308	240	240	240	240	240	1,789
Water Fund	4,813	1,028	861	672	672	672	672	672	10,062
<b>Total:</b>	<b>6,928</b>	<b>2,472</b>	<b>2,050</b>	<b>1,600</b>	<b>1,600</b>	<b>1,600</b>	<b>1,600</b>	<b>1,600</b>	<b>19,450</b>

**O&M Impacts:** This is an ongoing program and any O&M needed as a result of this program is included in SPU's Operating Budget.

\* Funds are appropriated through the Adopted Budget at the Budget Summary Level. All Amounts shown above are in thousands of dollars

### Security Improvements

<b>Project No:</b>	MC-SU-C4113	<b>BSL Code:</b>	BC-SU-C410B
<b>Project Type:</b>	Ongoing	<b>BSL Name:</b>	Shared Cost Projects
<b>Project Category:</b>	Improved Facility	<b>Location:</b>	Various
<b>Current Project Stage:</b>	N/A	<b>Council District:</b>	Multiple
<b>Start/End Date:</b>	N/A	<b>Neighborhood District:</b>	Multiple
<b>Total Project Cost:</b>	N/A	<b>Urban Village:</b>	Multiple

This ongoing project funds physical, integrated security system components on SPU infrastructure throughout the City. Components may include, but are not limited to, fences, gates, access control card readers, intercoms, lighting, door and hatch contacts, CCTV cameras, motion detection devices, and fiber and conduit.

<b>Resources</b>	<b>LTD Actuals</b>	<b>2023 Revised</b>	<b>2024</b>	<b>2025</b>	<b>2026</b>	<b>2027</b>	<b>2028</b>	<b>2029</b>	<b>Total</b>
Drainage and Wastewater Rates	825	(65)	300	255	225	225	225	-	1,990
Solid Waste Rates	1,241	101	225	145	125	125	125	-	2,087
Water Rates	6,305	1,344	750	525	375	375	375	-	10,049
<b>Total:</b>	<b>8,372</b>	<b>1,380</b>	<b>1,275</b>	<b>925</b>	<b>725</b>	<b>725</b>	<b>725</b>	<b>-</b>	<b>14,126</b>
<b>Fund Appropriations / Allocations *</b>	<b>LTD Actuals</b>	<b>2023 Revised</b>	<b>2024</b>	<b>2025</b>	<b>2026</b>	<b>2027</b>	<b>2028</b>	<b>2029</b>	<b>Total</b>
Drainage and Wastewater Fund	825	(65)	300	255	225	225	225	-	1,990
Solid Waste Fund	1,241	101	225	145	125	125	125	-	2,087
Water Fund	6,305	1,344	750	525	375	375	375	-	10,049
<b>Total:</b>	<b>8,372</b>	<b>1,380</b>	<b>1,275</b>	<b>925</b>	<b>725</b>	<b>725</b>	<b>725</b>	<b>-</b>	<b>14,126</b>

**O&M Impacts:** This is an ongoing program and any O&M needed as a result of this program is included in SPU's Operating Budget.

\* Funds are appropriated through the Adopted Budget at the Budget Summary Level. All Amounts shown above are in thousands of dollars



### Streetcar Related Projects

<b>Project No:</b>	MC-SU-C4130	<b>BSL Code:</b>	BC-SU-C410B
<b>Project Type:</b>	Discrete	<b>BSL Name:</b>	Shared Cost Projects
<b>Project Category:</b>	Improved Facility	<b>Location:</b>	Various
<b>Current Project Stage:</b>	Stage 5 - Construction	<b>Council District:</b>	Multiple
<b>Start/End Date:</b>	2009 - 2028	<b>Neighborhood District:</b>	Multiple
<b>Total Project Cost:</b>	\$30,076	<b>Urban Village:</b>	Multiple

This project plans and relocates SPU assets that will be impacted by the SDOT-led First Hill Streetcar project and related streetcar projects, which will connect major employment centers on First Hill to the regional light rail system stations on Capitol Hill and in the International District. It is currently in the construction phase.

Resources	LTD Actuals	2023 Revised	2024	2025	2026	2027	2028	2029	Total
Drainage and Wastewater Rates	4,039	12	220	2,256	3,468	4,744	850	-	15,590
Water Rates	14,582	-	-	-	-	-	-	-	14,582
<b>Total:</b>	<b>18,621</b>	<b>12</b>	<b>220</b>	<b>2,256</b>	<b>3,468</b>	<b>4,744</b>	<b>850</b>	<b>-</b>	<b>30,172</b>
Fund Appropriations / Allocations *	LTD Actuals	2023 Revised	2024	2025	2026	2027	2028	2029	Total
Drainage and Wastewater Fund	4,039	12	220	2,256	3,468	4,744	850	-	15,590
Water Fund	14,582	-	-	-	-	-	-	-	14,582
<b>Total:</b>	<b>18,621</b>	<b>12</b>	<b>220</b>	<b>2,256</b>	<b>3,468</b>	<b>4,744</b>	<b>850</b>	<b>-</b>	<b>30,172</b>

**O&M Impacts:** Any O&M needed as a result of this project will be included and/or identified as part of SPU's Operating Budget.

\* Funds are appropriated through the Adopted Budget at the Budget Summary Level. All Amounts shown above are in thousands of dollars



# **Finance and Administrative Services**



### Overview

The Finance and Administrative Services (FAS) Capital Improvement Program (CIP) is the department's blueprint for planning, replacing, maintaining, remodeling, and upgrading FAS-managed facilities and IT infrastructure. These assets are used by City departments and certain nonprofit organizations that serve the public to deliver critical services to Seattle residents.

FAS' proposed CIP includes appropriations for ongoing capital programs and discrete, one-time capital projects with multi-year durations. Multi-year projects are identified by multiple priorities, including City goals (e.g., greenhouse gas reduction, public safety, improved ADA access), code compliance, severity of system deficiencies and impact to tenant department operations. Planned schedules and funding commitments for these types of multi-year projects are typically made every year in conjunction with the annual budget process. The six-year FAS 2024-2029 CIP includes approximately \$218.4 million in funding for new and existing projects and programs.

### Thematic Priorities

FAS is responsible for the operation and maintenance of approximately 3.2 million square feet of building space throughout the city, including municipal courts, police and fire facilities, shops and fleet maintenance facilities, high-rise office space in the civic core, parking garages and some of the City's community-based public service facilities. FAS' capital investments either improve or enhance the operational capacity of these mission-critical facilities and systems. FAS' CIP addresses the following priorities:

- Life and safety issues – High priority is given to projects intended to ensure continuity of service at facilities that provide emergency or other essential services (e.g., replacing generators near the end of their useful lives at essential facilities, such as police or fire stations). Projects that mitigate potential threats to human life and safety, such as mold and lead abatement, structural failures and other hazardous conditions in building interiors also receive priority.
- Federal, state and local requirements – FAS must consider regulatory requirements in assessing capital needs when replacing existing, failing systems in FAS-managed facilities. One example is the Washington Administrative Code requirement to upgrade fire alarm panels and install fire sprinklers when substantial alterations are made while upgrading or modernizing an existing building. Substantial alterations may also require facility improvements mandated by the Americans with Disabilities Act (ADA), which meet the City's dual goals of compliance with federal requirements and provision of equitable access.
- Race and Social Justice Initiative (RSJI) – FAS integrates the City's social equity contracting requirements into all aspects of the execution of CIP projects. Women and minority-owned business (WMBE) vendors, construction contractors and subcontractors may be contracted for design and construction work, furthering the City's goal to promote contracting with WMBE businesses. FAS works within the inclusion plan guidelines published by City Purchasing and Contracting for consultant, contracting and purchasing work. Additionally, FAS utilizes Priority Hire, a community workforce agreement (CWA) and apprenticeship rules for construction contracts over \$5 million to further FAS' compliance with the City's community workforce goals and RSJI objectives.

## Finance and Administrative Services

- Sustainability – Several City sustainability policies and the Seattle building code guide FAS, as a building owner, to focus on meeting the energy-efficiency requirements of the Seattle Energy Code. Efforts focus on achieving cost-effective measures to reduce energy use and incorporating other sustainability strategies required by regulations. FAS will continue to address new sustainability efforts, such as the “Green Fleet Action Plan” and the “2030 Challenge,” by proposing additional projects to reduce energy use and greenhouse gas emissions.  
Asset preservation – As authorized in Ordinance 121642, FAS dedicates annual funding in the CIP to support the replacement of existing building systems, guided by strict policies to ensure those funds are used exclusively to preserve, extend or replace failing and existing components such as roofs, windows, structures, electrical capacity, boilers or other systems at the end of their useful lives.

### Aligning Capital Investments with Growth and/or Community Planning

FAS’ 2024-2029 proposed CIP focuses primarily on preserving existing City assets, decarbonizing building systems and expanding electric vehicle (EV) charging infrastructure for the City fleet. The FAS Asset Preservation Program spans across the city to preserve the real property assets within the communities served. EV and decarbonization investments are critical to achieving the City’s transportation electrification strategy and emissions reduction goals. FAS’ CIP also demonstrates a commitment to support the operational growth and capacity challenges of our public safety departments; this includes the Fire Station 31 replacement and multiple small projects supporting fire and police facilities.

### Project Selection Criteria

For projects to be considered for inclusion in the FAS CIP, they must fit the priority themes above and adhere to the capital and asset preservation policies adopted in Resolution 31203. Projects typically fall into two categories: projects that improve or enhance operational effectiveness or projects that preserve the City’s capital assets. FAS solicits requests from its tenant departments for facilities-related projects that create or enhance operational effectiveness, vets them for timeliness and appropriateness and evaluates each request on its own merit. FAS also seeks Executive direction regarding projects that increase departments’ operational capacity and other areas of opportunity to consider when planning the City’s CIP priorities.

Asset preservation work is planned on a six-year cycle and evaluated for specific project development and execution. Department staff use a custom database known as the Unifier Asset Management and Preservation System (Unifier) to maintain building-specific facilities condition indices and evaluate known building deficiencies in the more than 100 FAS-managed buildings.

Every year, FAS revises the list of facility asset preservation projects that must be addressed. This list is compiled from annually updated asset management data generated by building condition assessments, energy audits, performance metrics and other capital planning studies. Elements that extend the useful life of improvements, increase tenant comfort, and reduce utility bills are integrated into existing projects where feasible. The recent Facility Condition Assessment report supports the needed increased investment in asset preservation.

### 2024-2029 CIP Highlights:

FAS' 2024-2029 proposed CIP includes new critical investments, endorsed ongoing programs and funding adjustments over six years, focusing on asset preservation of FAS properties and infrastructure, and improvements to public safety facilities.

Below are specific programs and discrete capital projects with funding adjustments:

- Asset Preservation – FAS continues its ongoing support of major maintenance work in the City's downtown core properties as well as City-owned properties outside of downtown.
- Bid Solicitation – The proposed investment funds a centralized electronic software solution to modernize the City-wide procurement process. This e-procurement software solution will be used City-wide in the development, issuance and evaluation of procurements such as Request for Proposals/Qualifications. The software will provide a more accessible method for contractors to submit bids by e-mail/online, making it easier for a wider group of vendors to submit bids to the City.

### CIP Revenue Sources

The 2024-2029 proposed CIP is primarily funded by Limited Tax General Obligation (LTGO) bonds, REET I and space rent charges paid by City departments. LTGO bond funding is used to fund projects such as the Seattle Municipal Tower Elevator Rehabilitation and Human Capital Management System replacement. The related debt service is funded by the rates charged by FAS to City departments. Endorsed REET I funds are focused on specific facility improvement needs, such as Earthquake Preparedness, the Animal Shelter, and Fire Station 31 debt service.

### Summary of Upcoming Budget Issues and Challenges

FAS' most pressing long term CIP budget issues are primarily driven by the age and condition of many City-owned buildings, federal, state, and local code requirements, and City sustainability goals. Below are specific programs and projects related to FAS budget challenges:

- Asset Preservation – The FAS Asset Preservation Program, created by Ordinance 121642, dedicates funds derived from space rent to replace building systems in over 100 City buildings inside and outside of the downtown core. The Asset Preservation Program has historically received \$4 million in funding annually from space rent charges. This funding level is \$12 million short of the annual amount FAS' model suggests is adequate to address deficiencies and deferred major maintenance work; the total funding need is estimated at more than \$100 million. An additional resource challenge is the number of vacant project manager positions that FAS is working to fill to implement more work.
- Building, Energy and Land Use Codes and City Sustainability Goals – FAS' efforts will play a major role in achieving the City's sustainability and environmental goals. FAS must continue to provide reliable, compliant, and structurally sound facilities for City departments to use and the public to access. These investments require FAS to evaluate and incorporate strategies to achieve code compliance, energy efficiency, and accessibility in the operations, maintenance, and

## **Finance and Administrative Services**

infrastructure improvements of its buildings. Informing and engaging the public in accomplishing these goals is an ongoing challenge.

### **Future Projects/What Is on the Horizon**

City facilities must be accessible, reliable, well-maintained and responsive to the needs of operating departments to ensure the safety and delivery of critical services to customers. FAS will utilize the Facility Condition Assessment report to help prioritize major maintenance and infrastructure project needs. FAS faces an ongoing challenge in adequately funding these needed asset preservation and major maintenance requirements at the City's aging facilities, including the Seattle Municipal Tower, Seattle Fire Department (SFD) Headquarters and multiple FAS shops and yards.



**ADA Improvements - FAS**

<b>Project No:</b>	MC-FA-ADAIMPFAS	<b>BSL Code:</b>	BC-FA-ADAIMPR
<b>Project Type:</b>	Ongoing	<b>BSL Name:</b>	ADA Improvements
<b>Project Category:</b>	Improved Facility	<b>Location:</b>	FAS facilities
<b>Current Project Stage:</b>	N/A	<b>Council District:</b>	Multiple
<b>Start/End Date:</b>	N/A	<b>Neighborhood District:</b>	Multiple
<b>Total Project Cost:</b>	N/A	<b>Urban Village:</b>	Multiple

This project is the FAS Americans with Disabilities Act (ADA) ongoing program that will address specific ADA improvements and upgrades at various FAS-owned and operated facilities. Past work has included reconfiguration of restrooms, meeting rooms and other spaces, reconfiguration of facility amenities, such as drinking fountains and various public access routes to sites, buildings, and public spaces. Future funding allows FAS to implement its long-term strategy that resolves the most critical public-facing ADA deficiencies first and maximizes accessibility to the greatest extent possible.

<b>Resources</b>	<b>LTD Actuals</b>	<b>2023 Revised</b>	<b>2024</b>	<b>2025</b>	<b>2026</b>	<b>2027</b>	<b>2028</b>	<b>2029</b>	<b>Total</b>
Real Estate Excise Tax I	4,573	1,601	600	1,367	2,423	493	-	-	11,058
<b>Total:</b>	<b>4,573</b>	<b>1,601</b>	<b>600</b>	<b>1,367</b>	<b>2,423</b>	<b>493</b>	<b>-</b>	<b>-</b>	<b>11,058</b>
<b>Fund Appropriations / Allocations *</b>	<b>LTD Actuals</b>	<b>2023 Revised</b>	<b>2024</b>	<b>2025</b>	<b>2026</b>	<b>2027</b>	<b>2028</b>	<b>2029</b>	<b>Total</b>
REET I Capital Fund	4,573	1,601	600	1,367	2,423	493	-	-	11,058
<b>Total:</b>	<b>4,573</b>	<b>1,601</b>	<b>600</b>	<b>1,367</b>	<b>2,423</b>	<b>493</b>	<b>-</b>	<b>-</b>	<b>11,058</b>

O&M Impacts: N/A

\* Funds are appropriated through the Adopted Budget at the Budget Summary Level. All Amounts shown above are in thousands of dollars

**Asset Preservation - Schedule 1 Facilities**

<b>Project No:</b>	MC-FA-APSCH1FAC	<b>BSL Code:</b>	BC-FA-APSCH1FAC
<b>Project Type:</b>	Ongoing	<b>BSL Name:</b>	Asset Preservation - Schedule 1 Facilities
<b>Project Category:</b>	Rehabilitation or Restoration	<b>Location:</b>	Multiple City facilities
<b>Current Project Stage:</b>	N/A	<b>Council District:</b>	Council District 7
<b>Start/End Date:</b>	N/A	<b>Neighborhood District:</b>	Downtown
<b>Total Project Cost:</b>	N/A	<b>Urban Village:</b>	Downtown

This ongoing program provides for long term preservation and major maintenance to the FAS schedule 1 facilities. Schedule 1 facilities are comprised of existing and future office buildings located in downtown Seattle, including but not limited to City Hall, the Seattle Municipal Tower and the Justice Center. Typical improvements may include, but are not limited to, energy efficiency enhancements through equipment replacement, upgrades/repairs to heating/ventilation/air conditioning systems, upgrades/repairs to electrical systems, upgrades/repairs to fire suppression systems, roof repairs or replacement, and structural assessments and repairs. This work ensures the long-term preservation of the operational use of the facilities.

<b>Resources</b>	<b>LTD Actuals</b>	<b>2023 Revised</b>	<b>2024</b>	<b>2025</b>	<b>2026</b>	<b>2027</b>	<b>2028</b>	<b>2029</b>	<b>Total</b>
Department Space Allocation Charges	16,916	6,240	2,152	2,152	2,152	2,152	2,152	2,152	36,068
General Fund	55	20	-	-	-	-	-	-	75
Real Estate Excise Tax I	6,208	2,880	-	1,000	2,000	2,000	2,000	2,000	18,088
<b>Total:</b>	<b>23,179</b>	<b>9,140</b>	<b>2,152</b>	<b>3,152</b>	<b>4,152</b>	<b>4,152</b>	<b>4,152</b>	<b>4,152</b>	<b>54,231</b>
<b>Fund Appropriations / Allocations *</b>	<b>LTD Actuals</b>	<b>2023 Revised</b>	<b>2024</b>	<b>2025</b>	<b>2026</b>	<b>2027</b>	<b>2028</b>	<b>2029</b>	<b>Total</b>
Facility Asset Preservation Fund	16,916	6,240	2,152	2,152	2,152	2,152	2,152	2,152	36,068
General Fund	55	20	-	-	-	-	-	-	75
REET I Capital Fund	6,208	2,880	-	1,000	2,000	2,000	2,000	2,000	18,088
<b>Total:</b>	<b>23,179</b>	<b>9,140</b>	<b>2,152</b>	<b>3,152</b>	<b>4,152</b>	<b>4,152</b>	<b>4,152</b>	<b>4,152</b>	<b>54,231</b>

O&M Impacts: N/A

\* Funds are appropriated through the Adopted Budget at the Budget Summary Level. All Amounts shown above are in thousands of dollars

**Asset Preservation - Schedule 2 Facilities**

<b>Project No:</b>	MC-FA-APSCH2FAC	<b>BSL Code:</b>	BC-FA-APSCH2FAC
<b>Project Type:</b>	Ongoing	<b>BSL Name:</b>	Asset Preservation - Schedule 2 Facilities
<b>Project Category:</b>	Rehabilitation or Restoration	<b>Location:</b>	Multiple City facilities
<b>Current Project Stage:</b>	N/A	<b>Council District:</b>	Multiple
<b>Start/End Date:</b>	N/A	<b>Neighborhood District:</b>	Multiple
<b>Total Project Cost:</b>	N/A	<b>Urban Village:</b>	Multiple

This ongoing program provides for long- term preservation and major maintenance to the FAS schedule 2 facilities. Schedule 2 facilities are comprised of existing and future structures, shops and yards located throughout Seattle, including but not limited to City vehicle maintenance facilities at Haller Lake and Charles Street, FAS shops located at Airport Way S., fire stations, police precincts, and other FAS managed facilities used for City Services. Typical improvements may include, but are not limited to, energy efficiency enhancements through equipment replacement, upgrades/repairs to heating/ventilation/air conditioning systems, upgrades/repairs to electrical systems, upgrades/repairs to fire suppression systems, roof repairs or replacement, and structural assessments and repairs. This work ensures the long-term preservation of the operational use of the facilities.

<b>Resources</b>	<b>LTD Actuals</b>	<b>2023 Revised</b>	<b>2024</b>	<b>2025</b>	<b>2026</b>	<b>2027</b>	<b>2028</b>	<b>2029</b>	<b>Total</b>
Department Space Allocation Charges	14,795	3,891	1,848	1,848	1,848	1,848	1,848	1,848	29,774
Real Estate Excise Tax I	6,458	801	106	1,864	3,239	3,701	3,631	3,881	23,682
<b>Total:</b>	<b>21,253</b>	<b>4,692</b>	<b>1,954</b>	<b>3,712</b>	<b>5,087</b>	<b>5,549</b>	<b>5,479</b>	<b>5,729</b>	<b>53,456</b>
<b>Fund Appropriations / Allocations *</b>	<b>LTD Actuals</b>	<b>2023 Revised</b>	<b>2024</b>	<b>2025</b>	<b>2026</b>	<b>2027</b>	<b>2028</b>	<b>2029</b>	<b>Total</b>
Facility Asset Preservation Fund	14,795	3,891	1,848	1,848	1,848	1,848	1,848	1,848	29,774
REET I Capital Fund	6,458	801	106	1,864	3,239	3,701	3,631	3,881	23,682
<b>Total:</b>	<b>21,253</b>	<b>4,692</b>	<b>1,954</b>	<b>3,712</b>	<b>5,087</b>	<b>5,549</b>	<b>5,479</b>	<b>5,729</b>	<b>53,456</b>

**O&M Impacts:** N/A

\* Funds are appropriated through the Adopted Budget at the Budget Summary Level. All Amounts shown above are in thousands of dollars

### City Hall and Seattle Municipal Tower Tenant Improvements

<b>Project No:</b>	MC-FA-CTYHLTIMP	<b>BSL Code:</b>	BC-FA-GOVTFAC
<b>Project Type:</b>	Ongoing	<b>BSL Name:</b>	General Government Facilities - General
<b>Project Category:</b>	Improved Facility	<b>Location:</b>	Multiple City Facilities
<b>Current Project Stage:</b>	N/A	<b>Council District:</b>	Council District 7
<b>Start/End Date:</b>	N/A	<b>Neighborhood District:</b>	Downtown
<b>Total Project Cost:</b>	N/A	<b>Urban Village:</b>	Downtown

This project provides predesign, design and construction services for developing or reconfiguring space and other adjacent functions in the downtown Civic Campus. Work may include, but is not limited to, working with project sponsors to catalog space and equipment needs, energy efficiency improvements, developing planning options, developing project cost estimates and construction. Work may also include analysis of how vacated space in other facilities might be utilized for other City uses.

Resources	LTD Actuals	2023 Revised	2024	2025	2026	2027	2028	2029	Total
Property Sales and Interest Earnings	495	54	-	-	-	-	-	-	549
Real Estate Excise Tax I	9,486	5,347	-	-	-	-	-	-	14,833
<b>Total:</b>	<b>9,981</b>	<b>5,401</b>	-	-	-	-	-	-	<b>15,382</b>
Fund Appropriations / Allocations *	LTD Actuals	2023 Revised	2024	2025	2026	2027	2028	2029	Total
REET I Capital Fund	9,486	5,347	-	-	-	-	-	-	14,833
Unrestricted Cumulative Reserve Fund	495	54	-	-	-	-	-	-	549
<b>Total:</b>	<b>9,981</b>	<b>5,401</b>	-	-	-	-	-	-	<b>15,382</b>

O&M Impacts: N/A

\* Funds are appropriated through the Adopted Budget at the Budget Summary Level. All Amounts shown above are in thousands of dollars

**Customer Requested Tenant Improvement Program**

<b>Project No:</b>	MC-FA-CREQTIMP	<b>BSL Code:</b>	BC-FA-GOVTFAC
<b>Project Type:</b>	Ongoing	<b>BSL Name:</b>	General Government Facilities - General
<b>Project Category:</b>	Improved Facility	<b>Location:</b>	Multiple City Facilities
<b>Current Project Stage:</b>	N/A	<b>Council District:</b>	Multiple
<b>Start/End Date:</b>	N/A	<b>Neighborhood District:</b>	Multiple
<b>Total Project Cost:</b>	N/A	<b>Urban Village:</b>	Multiple

This ongoing project provides for pass-through budget authority for FAS to perform all customer department tenant improvement work as requested by City departments. Typical work may include, but is not limited to, project management services of all phases of a capital facility project, such as, predesign, programming, master planning, conceptual planning, architectural and engineering design, bid, permitting and construction administration.

<b>Resources</b>	<b>LTD Actuals</b>	<b>2023 Revised</b>	<b>2024</b>	<b>2025</b>	<b>2026</b>	<b>2027</b>	<b>2028</b>	<b>2029</b>	<b>Total</b>
FAS Fund Balance	52,595	-	-	-	-	-	-	-	52,595
Interdepartmental Transfer	22,786	10	-	-	-	-	-	-	22,796
<b>Total:</b>	<b>75,381</b>	<b>10</b>	<b>-</b>	<b>-</b>	<b>-</b>	<b>-</b>	<b>-</b>	<b>-</b>	<b>75,391</b>
<b>Fund Appropriations / Allocations *</b>	<b>LTD Actuals</b>	<b>2023 Revised</b>	<b>2024</b>	<b>2025</b>	<b>2026</b>	<b>2027</b>	<b>2028</b>	<b>2029</b>	<b>Total</b>
Finance and Administrative Services Fund	75,381	10	-	-	-	-	-	-	75,391
<b>Total:</b>	<b>75,381</b>	<b>10</b>	<b>-</b>	<b>-</b>	<b>-</b>	<b>-</b>	<b>-</b>	<b>-</b>	<b>75,391</b>

O&M Impacts: N/A

\* Funds are appropriated through the Adopted Budget at the Budget Summary Level. All Amounts shown above are in thousands of dollars

**Drive Clean Seattle Fleet Electric Vehicle Infrastructure**

<b>Project No:</b>	MC-FA-DRVCLNFLT	<b>BSL Code:</b>	BC-FA-GOVTFAC
<b>Project Type:</b>	Discrete	<b>BSL Name:</b>	General Government Facilities - General
<b>Project Category:</b>	Improved Facility	<b>Location:</b>	Multiple
<b>Current Project Stage:</b>	Stage 3 - Design	<b>Council District:</b>	Multiple
<b>Start/End Date:</b>	2016 - 2024	<b>Neighborhood District:</b>	Multiple
<b>Total Project Cost:</b>	\$13,970	<b>Urban Village:</b>	Multiple

This project funds FAS' capital work efforts towards meeting the Drive Clean Seattle (DCS) initiative, a comprehensive transportation electrification strategy to transition Seattle's transportation sector from reliance on fossil fuels to the maximal use of clean, carbon-neutral electricity. Work will include but is not limited to, the design, permitting, and construction of electric vehicle charging stations in the Seattle Municipal Tower to provide capacity for the conversion of the City fleet to electric vehicles. Future work may include the installation of charging stations at additional sites.

<b>Resources</b>	<b>LTD Actuals</b>	<b>2023 Revised</b>	<b>2024</b>	<b>2025</b>	<b>2026</b>	<b>2027</b>	<b>2028</b>	<b>2029</b>	<b>Total</b>
LTGO Bond Proceeds	-	3,000	-	3,000	-	-	-	-	6,000
Miscellaneous Grants or Donations	110	-	-	-	-	-	-	-	110
Real Estate Excise Tax I	6,332	1,519	-	-	-	-	-	-	7,851
<b>Total:</b>	<b>6,443</b>	<b>4,519</b>	<b>-</b>	<b>3,000</b>	<b>-</b>	<b>-</b>	<b>-</b>	<b>-</b>	<b>13,962</b>
<b>Fund Appropriations / Allocations *</b>	<b>LTD Actuals</b>	<b>2023 Revised</b>	<b>2024</b>	<b>2025</b>	<b>2026</b>	<b>2027</b>	<b>2028</b>	<b>2029</b>	<b>Total</b>
2023 Multipurpose LTGO Bond Fund	-	3,000	-	-	-	-	-	-	3,000
2025 Multipurpose LTGO Bond Fund	-	-	-	3,000	-	-	-	-	3,000
Finance and Administrative Services Fund	110	-	-	-	-	-	-	-	110
REET I Capital Fund	6,332	1,519	-	-	-	-	-	-	7,851
<b>Total:</b>	<b>6,443</b>	<b>4,519</b>	<b>-</b>	<b>3,000</b>	<b>-</b>	<b>-</b>	<b>-</b>	<b>-</b>	<b>13,962</b>

**O&M Impacts:** FAS expects a temporary O&M cost increase for increased power usage as EV charging stations are utilized. FAS will develop a method for recovering costs from departments. Costs to departments will be offset by fuel savings.

\* Funds are appropriated through the Adopted Budget at the Budget Summary Level. All Amounts shown above are in thousands of dollars

### Electrical Infrastructure Upgrades

<b>Project No:</b>	MC-FA-ELECTINFRA	<b>BSL Code:</b>	BC-FA-GOVTFAC
<b>Project Type:</b>	Discrete	<b>BSL Name:</b>	General Government Facilities - General
<b>Project Category:</b>	Improved Facility	<b>Location:</b>	Citywide
<b>Current Project Stage:</b>	Stage 1 - Pre-Project Development	<b>Council District:</b>	Not Applicable
<b>Start/End Date:</b>	2023 - 2025	<b>Neighborhood District:</b>	
<b>Total Project Cost:</b>	\$16,000	<b>Urban Village:</b>	

This project funds electrical upgrades at Charles Street and Haller Lake fleet facilities. The project will bring necessary power to the facilities that will support larger scale electric vehicle charging stations and future decarbonization projects for the full facility. The scope of this project is for the electrical upgrades only.

Resources	LTD Actuals	2023 Revised	2024	2025	2026	2027	2028	2029	Total
LTGO Bond Proceeds	-	-	1,000	14,500	-	-	-	-	15,500
Payroll Expense Tax	-	500	-	-	-	-	-	-	500
<b>Total:</b>	-	<b>500</b>	<b>1,000</b>	<b>14,500</b>	-	-	-	-	<b>16,000</b>

Fund Appropriations / Allocations *	LTD Actuals	2023 Revised	2024	2025	2026	2027	2028	2029	Total
2024 Multipurpose LTGO Bond Fund	-	-	1,000	-	-	-	-	-	1,000
2025 Multipurpose LTGO Bond Fund	-	-	-	14,500	-	-	-	-	14,500
Payroll Expense Tax	-	500	-	-	-	-	-	-	500
<b>Total:</b>	-	<b>500</b>	<b>1,000</b>	<b>14,500</b>	-	-	-	-	<b>16,000</b>

**O&M Impacts:**

\* Funds are appropriated through the Adopted Budget at the Budget Summary Level. All Amounts shown above are in thousands of dollars

### Energy Efficiency for Municipal Buildings

<b>Project No:</b>	MC-FA-ENEFFMBLD	<b>BSL Code:</b>	BC-FA-EXTPROJ
<b>Project Type:</b>	Ongoing	<b>BSL Name:</b>	FAS Oversight-External Projects
<b>Project Category:</b>	Improved Facility	<b>Location:</b>	Multiple City facilities
<b>Current Project Stage:</b>	N/A	<b>Council District:</b>	Multiple
<b>Start/End Date:</b>	N/A	<b>Neighborhood District:</b>	Multiple
<b>Total Project Cost:</b>	N/A	<b>Urban Village:</b>	Multiple

This project funds energy efficiency work across City facilities, managed by the Office of Sustainability and Environment (OSE), in support of the City's goal to achieve a 20% reduction in building energy use by the year 2020. OSE will implement a package of energy efficiency projects, as well as continue a suite of O&M improvements, program management, measurement and tracking, and building assessments. The energy efficiency upgrades are expected to generate utility rebates paid by Seattle City Light and Puget Sound Energy, to be deposited into the General Subfund and shown here as future General Subfund revenue. Work may include but is not limited to, building tune-ups, facility improvements, building energy upgrades, and energy efficiency measures.

Resources	LTD Actuals	2023 Revised	2024	2025	2026	2027	2028	2029	Total
Federal Grant Funds	-	(80)	-	-	-	-	-	-	(80)
General Fund	626	100	-	-	-	-	-	-	726
Payroll Expense Tax	-	610	-	-	-	-	-	-	610
Property Sales and Interest Earnings	15	-	-	-	-	-	-	-	15
Real Estate Excise Tax I	9,633	2,133	1,500	-	-	-	-	-	13,266
State Grant Funds	278	-	-	-	-	-	-	-	278
Use of Fund Balance	57	-	-	-	-	-	-	-	57
<b>Total:</b>	<b>10,609</b>	<b>2,764</b>	<b>1,500</b>	<b>-</b>	<b>-</b>	<b>-</b>	<b>-</b>	<b>-</b>	<b>14,872</b>
Fund Appropriations / Allocations *	LTD Actuals	2023 Revised	2024	2025	2026	2027	2028	2029	Total
General Fund	626	20	-	-	-	-	-	-	646
Payroll Expense Tax	-	610	-	-	-	-	-	-	610
REET I Capital Fund	9,633	2,133	1,500	-	-	-	-	-	13,266
Unrestricted Cumulative Reserve Fund	350	-	-	-	-	-	-	-	350
<b>Total:</b>	<b>10,609</b>	<b>2,764</b>	<b>1,500</b>	<b>-</b>	<b>-</b>	<b>-</b>	<b>-</b>	<b>-</b>	<b>14,872</b>

O&M Impacts: N/A

\* Funds are appropriated through the Adopted Budget at the Budget Summary Level. All Amounts shown above are in thousands of dollars



**Facility Operations Initiated Tenant Improvements (FOISR)**

<b>Project No:</b>	MC-FA-FASPDS	<b>BSL Code:</b>	BC-FA-FASPDS
<b>Project Type:</b>	Ongoing	<b>BSL Name:</b>	FAS Project Delivery Services
<b>Project Category:</b>	Improved Facility	<b>Location:</b>	Multiple
<b>Current Project Stage:</b>	N/A	<b>Council District:</b>	Multiple
<b>Start/End Date:</b>	N/A	<b>Neighborhood District:</b>	Multiple
<b>Total Project Cost:</b>	N/A	<b>Urban Village:</b>	Multiple

This project was formerly named the Customer Requested Tenant Improvement Program.

This ongoing program provides pass-through budget authority for FAS to provide capital and public works, as requested by FAS' Facility Operations division, at facilities that are managed or leased by FAS. Typical improvements may include, but are not limited to, tenant space remodels, security system upgrades and equipment replacement. Other project types include architectural and engineering services such as conceptual planning, design alternative development and preliminary cost estimating. Typical preliminary design and engineering work includes, but is not limited to, pre-design and analysis of project alternatives, cost estimates, test to fit studies, preliminary schedule development, engineering studies and code compliance, site development planning, and conceptual design and financial analysis of capital improvements options in conjunction with FAS and CIP priorities, programs, and initiatives.

<b>Resources</b>	<b>LTD Actuals</b>	<b>2023 Revised</b>	<b>2024</b>	<b>2025</b>	<b>2026</b>	<b>2027</b>	<b>2028</b>	<b>2029</b>	<b>Total</b>
Interdepartmental Transfer	27,250	19,344	3,500	3,500	3,500	3,500	-	-	60,594
<b>Total:</b>	<b>27,250</b>	<b>19,344</b>	<b>3,500</b>	<b>3,500</b>	<b>3,500</b>	<b>3,500</b>	<b>-</b>	<b>-</b>	<b>60,594</b>
<b>Fund Appropriations / Allocations *</b>	<b>LTD Actuals</b>	<b>2023 Revised</b>	<b>2024</b>	<b>2025</b>	<b>2026</b>	<b>2027</b>	<b>2028</b>	<b>2029</b>	<b>Total</b>
Finance and Administrative Services Fund	27,250	19,344	3,500	3,500	3,500	3,500	-	-	60,594
<b>Total:</b>	<b>27,250</b>	<b>19,344</b>	<b>3,500</b>	<b>3,500</b>	<b>3,500</b>	<b>3,500</b>	<b>-</b>	<b>-</b>	<b>60,594</b>

**O&M Impacts:** N/A

\* Funds are appropriated through the Adopted Budget at the Budget Summary Level. All Amounts shown above are in thousands of dollars

### Facility Projects Planning

<b>Project No:</b>	MC-FA-FACPRJPLN	<b>BSL Code:</b>	BC-FA-PRELIMENG
<b>Project Type:</b>	Ongoing	<b>BSL Name:</b>	Preliminary Engineering
<b>Project Category:</b>	Improved Facility	<b>Location:</b>	Multiple
<b>Current Project Stage:</b>	N/A	<b>Council District:</b>	Multiple
<b>Start/End Date:</b>	N/A	<b>Neighborhood District:</b>	Multiple
<b>Total Project Cost:</b>	N/A	<b>Urban Village:</b>	Multiple

This on-going project funds architectural and engineering services including conceptual planning, design alternative development, and preliminary cost estimating for FAS capital projects and emergent Executive capital initiatives. Typical preliminary design and engineering work includes, but is not limited to, pre-design and analysis of project alternatives, cost estimates, test to fit studies, preliminary schedule development, engineering studies and code compliance, site development planning and conceptual design and financial analysis of capital improvements options in conjunction with FAS and CIP priorities, programs, and initiatives.

<b>Resources</b>	<b>LTD Actuals</b>	<b>2023 Revised</b>	<b>2024</b>	<b>2025</b>	<b>2026</b>	<b>2027</b>	<b>2028</b>	<b>2029</b>	<b>Total</b>
Real Estate Excise Tax I	747	603	-	-	-	-	-	-	1,350
<b>Total:</b>	<b>747</b>	<b>603</b>	<b>-</b>	<b>-</b>	<b>-</b>	<b>-</b>	<b>-</b>	<b>-</b>	<b>1,350</b>
<b>Fund Appropriations / Allocations *</b>	<b>LTD Actuals</b>	<b>2023 Revised</b>	<b>2024</b>	<b>2025</b>	<b>2026</b>	<b>2027</b>	<b>2028</b>	<b>2029</b>	<b>Total</b>
REET I Capital Fund	747	603	-	-	-	-	-	-	1,350
<b>Total:</b>	<b>747</b>	<b>603</b>	<b>-</b>	<b>-</b>	<b>-</b>	<b>-</b>	<b>-</b>	<b>-</b>	<b>1,350</b>

O&M Impacts: N/A

\* Funds are appropriated through the Adopted Budget at the Budget Summary Level. All Amounts shown above are in thousands of dollars

### FAS Information Technology System Initiatives

<b>Project No:</b>	MC-FA-ITSYSINIT	<b>BSL Code:</b>	BC-FA-A1IT
<b>Project Type:</b>	Ongoing	<b>BSL Name:</b>	Information Technology
<b>Project Category:</b>	New Investment	<b>Location:</b>	700 5th AVE
<b>Current Project Stage:</b>	N/A	<b>Council District:</b>	Multiple
<b>Start/End Date:</b>	N/A	<b>Neighborhood District:</b>	Multiple
<b>Total Project Cost:</b>	N/A	<b>Urban Village:</b>	Multiple

This project provides funding for FAS to implement Seattle Information Technology (SIT) proposals to replace existing FAS IT systems that are at the end of their useful lives, accommodate new programmatic and operational needs, and allow the department to function efficiently. FAS coordinates development and implementation of these proposals with SIT. Specific projects include replacing FAS' department-wide budget system and assessing and replacing FAS' Capital Projects Information Management System.

<b>Resources</b>	<b>LTD Actuals</b>	<b>2023 Revised</b>	<b>2024</b>	<b>2025</b>	<b>2026</b>	<b>2027</b>	<b>2028</b>	<b>2029</b>	<b>Total</b>
FAS Fund Balance	-	669	887	-	-	-	-	-	1,556
General Fund	-	1,471	-	-	-	-	-	-	1,471
Interdepartmental Transfer	243	257	-	-	-	-	-	-	500
LTGO Bond Proceeds	521	812	-	-	-	-	-	-	1,333
<b>Total:</b>	<b>764</b>	<b>3,209</b>	<b>887</b>	<b>-</b>	<b>-</b>	<b>-</b>	<b>-</b>	<b>-</b>	<b>4,860</b>
<b>Fund Appropriations / Allocations *</b>	<b>LTD Actuals</b>	<b>2023 Revised</b>	<b>2024</b>	<b>2025</b>	<b>2026</b>	<b>2027</b>	<b>2028</b>	<b>2029</b>	<b>Total</b>
2019 Multipurpose LTGO Bond Fund	521	812	-	-	-	-	-	-	1,333
Finance and Administrative Services Fund	243	926	887	-	-	-	-	-	2,056
General Fund	-	1,471	-	-	-	-	-	-	1,471
<b>Total:</b>	<b>764</b>	<b>3,209</b>	<b>887</b>	<b>-</b>	<b>-</b>	<b>-</b>	<b>-</b>	<b>-</b>	<b>4,860</b>

O&M Impacts: N/A

\* Funds are appropriated through the Adopted Budget at the Budget Summary Level. All Amounts shown above are in thousands of dollars

**Fire Station 31 Replacement**

<b>Project No:</b>	MC-FA-FS31	<b>BSL Code:</b>	BC-FA-PSFACFIRE
<b>Project Type:</b>	Discrete	<b>BSL Name:</b>	Public Safety Facilities Fire
<b>Project Category:</b>	New Facility	<b>Location:</b>	11320 Meridian Ave. N
<b>Current Project Stage:</b>	Stage 4 - Procurement/Bid	<b>Council District:</b>	Council District 5
<b>Start/End Date:</b>	2020 - 2026	<b>Neighborhood District:</b>	North
<b>Total Project Cost:</b>	\$54,000	<b>Urban Village:</b>	Aurora Licton Springs

This project provides funding for the acquisition, design and construction of a new Fire Station 31 and the demolition of the previous Fire Station 31 building.

<b>Resources</b>	<b>LTD Actuals</b>	<b>2023 Revised</b>	<b>2024</b>	<b>2025</b>	<b>2026</b>	<b>2027</b>	<b>2028</b>	<b>2029</b>	<b>Total</b>
LTGO Bond Proceeds	11,133	6,586	26,009	10,261	-	-	-	-	53,988
Seattle Voter-Approved Levy	-	7	-	-	-	-	-	-	7
<b>Total:</b>	<b>11,133</b>	<b>6,593</b>	<b>26,009</b>	<b>10,261</b>	<b>-</b>	<b>-</b>	<b>-</b>	<b>-</b>	<b>53,996</b>
<b>Fund Appropriations / Allocations *</b>	<b>LTD Actuals</b>	<b>2023 Revised</b>	<b>2024</b>	<b>2025</b>	<b>2026</b>	<b>2027</b>	<b>2028</b>	<b>2029</b>	<b>Total</b>
2003 Fire Facilities Levy Fund	-	7	-	-	-	-	-	-	7
2016 Multipurpose LTGO Bond Fund	-	692	-	-	-	-	-	-	692
2018 Multipurpose LTGO Bond Fund	-	248	-	-	-	-	-	-	248
2021 Multipurpose LTGO Bond Fund	11,133	146	-	-	-	-	-	-	11,279
2022 Multipurpose LTGO Bond Fund	-	3,500	-	-	-	-	-	-	3,500
2023 Multipurpose LTGO Bond Fund	-	2,000	-	-	-	-	-	-	2,000
2024 Multipurpose LTGO Bond Fund	-	-	26,009	-	-	-	-	-	26,009
2025 Multipurpose LTGO Bond Fund	-	-	-	10,261	-	-	-	-	10,261
<b>Total:</b>	<b>11,133</b>	<b>6,593</b>	<b>26,009</b>	<b>10,261</b>	<b>-</b>	<b>-</b>	<b>-</b>	<b>-</b>	<b>53,996</b>

**O&M Impacts:**

\* Funds are appropriated through the Adopted Budget at the Budget Summary Level. All Amounts shown above are in thousands of dollars

### Fire Station 31 Temporary Station

<b>Project No:</b>	MC-FA-FS31IMP	<b>BSL Code:</b>	BC-FA-PSFACFIRE
<b>Project Type:</b>	Discrete	<b>BSL Name:</b>	Public Safety Facilities Fire
<b>Project Category:</b>	New Facility	<b>Location:</b>	1319 N Northgate Way
<b>Current Project Stage:</b>	Stage 6 - Closeout	<b>Council District:</b>	Council District 5
<b>Start/End Date:</b>	2019 - 2026	<b>Neighborhood District:</b>	Northwest
<b>Total Project Cost:</b>	\$6,450	<b>Urban Village:</b>	Aurora Licton Springs

This project provides resources to provide an interim location for Fire Station 31. The project includes leasing an interim site for the fire station, providing tents and trailers to house the fire fighters and equipment, and identifying a site for a permanent fire station.

Resources	LTD Actuals	2023 Revised	2024	2025	2026	2027	2028	2029	Total
LTGO Bond Proceeds	4	-	-	-	-	-	-	-	4
Real Estate Excise Tax I	4,856	995	200	200	200	-	-	-	6,450
<b>Total:</b>	<b>4,860</b>	<b>995</b>	<b>200</b>	<b>200</b>	<b>200</b>	<b>-</b>	<b>-</b>	<b>-</b>	<b>6,455</b>

Fund Appropriations / Allocations *	LTD Actuals	2023 Revised	2024	2025	2026	2027	2028	2029	Total
2021 Multipurpose LTGO Bond Fund	4	-	-	-	-	-	-	-	4
REET I Capital Fund	4,856	995	200	200	200	-	-	-	6,450
<b>Total:</b>	<b>4,860</b>	<b>995</b>	<b>200</b>	<b>200</b>	<b>200</b>	<b>-</b>	<b>-</b>	<b>-</b>	<b>6,455</b>

O&M Impacts: N/A

\* Funds are appropriated through the Adopted Budget at the Budget Summary Level. All Amounts shown above are in thousands of dollars

**Fire Station 5**

<b>Project No:</b>	MC-FA-FS5	<b>BSL Code:</b>	BC-FA-PSFACFIRE
<b>Project Type:</b>	Discrete	<b>BSL Name:</b>	Public Safety Facilities Fire
<b>Project Category:</b>	Improved Facility	<b>Location:</b>	925 Alaskan Way
<b>Current Project Stage:</b>	Stage 6 - Closeout	<b>Council District:</b>	Council District 7
<b>Start/End Date:</b>	2014 - 2023	<b>Neighborhood District:</b>	Downtown
<b>Total Project Cost:</b>	\$13,691	<b>Urban Village:</b>	Downtown

This project, located on the downtown Seattle waterfront, provides a seismic and safety upgrade for Fire Station 5 and makes functional improvements to the facility and building systems. The project renovates the fire station and replaces the existing dock to protect fire fighters in the event of an earthquake and allows them to provide high-quality marine and land-based emergency service. The project was originally timed to coincide with the Seawall replacement project as this facility is physically attached to the Seawall structure, and dock replacement work was timed to align with Washington State Ferries (WSF) projects along the Waterfront.

<b>Resources</b>	<b>LTD Actuals</b>	<b>2023 Revised</b>	<b>2024</b>	<b>2025</b>	<b>2026</b>	<b>2027</b>	<b>2028</b>	<b>2029</b>	<b>Total</b>
Interdepartmental Transfer	58	184	-	-	-	-	-	-	242
LTGO Bond Proceeds	6,300	-	-	-	-	-	-	-	6,300
Real Estate Excise Tax I	4,685	464	-	-	-	-	-	-	5,149
<b>Total:</b>	<b>11,043</b>	<b>648</b>	<b>-</b>	<b>-</b>	<b>-</b>	<b>-</b>	<b>-</b>	<b>-</b>	<b>11,691</b>
<b>Fund Appropriations / Allocations *</b>	<b>LTD Actuals</b>	<b>2023 Revised</b>	<b>2024</b>	<b>2025</b>	<b>2026</b>	<b>2027</b>	<b>2028</b>	<b>2029</b>	<b>Total</b>
2016 Multipurpose LTGO Bond Fund	2,000	-	-	-	-	-	-	-	2,000
2017 Multipurpose LTGO Bond Fund	4,300	-	-	-	-	-	-	-	4,300
Finance and Administrative Services Fund	58	184	-	-	-	-	-	-	242
REET I Capital Fund	4,685	464	-	-	-	-	-	-	5,149
<b>Total:</b>	<b>11,043</b>	<b>648</b>	<b>-</b>	<b>-</b>	<b>-</b>	<b>-</b>	<b>-</b>	<b>-</b>	<b>11,691</b>

O&M Impacts: N/A

\* Funds are appropriated through the Adopted Budget at the Budget Summary Level. All Amounts shown above are in thousands of dollars

**Fire Station Improvement Debt Service**

<b>Project No:</b>	MC-FA-FSDEBTSV	<b>BSL Code:</b>	BC-FA-NBHFIRES
<b>Project Type:</b>	Debt Service	<b>BSL Name:</b>	Neighborhood Fire Stations
<b>Project Category:</b>	Improved Facility	<b>Location:</b>	N/A
<b>Current Project Stage:</b>	N/A	<b>Council District:</b>	Multiple
<b>Start/End Date:</b>	2008 - 2037	<b>Neighborhood District:</b>	Not in a Neighborhood District
<b>Total Project Cost:</b>	\$40,677	<b>Urban Village:</b>	Not in an Urban Village

This project provides for the payment of debt service on bonds issued to cover a portion of the costs associated with the 2003 Fire Facilities and Emergency Response Levy and associated asset preservation expenses.

<b>Resources</b>	<b>LTD Actuals</b>	<b>2023 Revised</b>	<b>2024</b>	<b>2025</b>	<b>2026</b>	<b>2027</b>	<b>2028</b>	<b>2029</b>	<b>Total</b>
Property Sales and Interest Earnings	-	-	982	-	-	-	-	-	982
Real Estate Excise Tax I	48,814	5,003	4,835	7,186	6,922	6,915	6,915	6,922	93,512
<b>Total:</b>	<b>48,814</b>	<b>5,003</b>	<b>5,817</b>	<b>7,186</b>	<b>6,922</b>	<b>6,915</b>	<b>6,915</b>	<b>6,922</b>	<b>94,494</b>
<b>Fund Appropriations / Allocations *</b>	<b>LTD Actuals</b>	<b>2023 Revised</b>	<b>2024</b>	<b>2025</b>	<b>2026</b>	<b>2027</b>	<b>2028</b>	<b>2029</b>	<b>Total</b>
REET I Capital Fund	48,814	5,003	4,835	7,186	6,922	6,915	6,915	6,922	93,512
Unrestricted Cumulative Reserve Fund	-	-	982	-	-	-	-	-	982
<b>Total:</b>	<b>48,814</b>	<b>5,003</b>	<b>5,817</b>	<b>7,186</b>	<b>6,922</b>	<b>6,915</b>	<b>6,915</b>	<b>6,922</b>	<b>94,494</b>

O&M Impacts: N/A

\* Funds are appropriated through the Adopted Budget at the Budget Summary Level. All Amounts shown above are in thousands of dollars

**Garden of Remembrance**

<b>Project No:</b>	MC-FA-GARDENREM	<b>BSL Code:</b>	BC-FA-GARDENREM
<b>Project Type:</b>	Ongoing	<b>BSL Name:</b>	Garden of Remembrance
<b>Project Category:</b>	Rehabilitation or Restoration	<b>Location:</b>	1301 3rd Ave.
<b>Current Project Stage:</b>	N/A	<b>Council District:</b>	Council District 7
<b>Start/End Date:</b>	N/A	<b>Neighborhood District:</b>	Downtown
<b>Total Project Cost:</b>	N/A	<b>Urban Village:</b>	Downtown

This ongoing project provides an annual contribution (including increases for inflation) to a capital renewal fund for the Garden of Remembrance, located next to Benaroya Hall, per an agreement with Benaroya Hall Music Center (BHMC), a private, non-profit affiliate of the Seattle Symphony. This project pays for major maintenance and replaces garden installations including, but not limited to, irrigation equipment, landscaping, electrical/lighting fixtures, and mechanical water features. The project is managed by the BHMC and is displayed within FAS' CIP for informational purposes only.

<b>Resources</b>	<b>LTD Actuals</b>	<b>2023 Revised</b>	<b>2024</b>	<b>2025</b>	<b>2026</b>	<b>2027</b>	<b>2028</b>	<b>2029</b>	<b>Total</b>
Department Space Allocation Charges	15	(15)	-	-	-	-	-	-	-
General Fund	-	-	-	-	-	35	-	-	35
Property Sales and Interest Earnings	524	32	33	33	34	-	-	-	655
Use of Fund Balance	28	-	-	-	-	-	-	-	28
<b>Total:</b>	<b>567</b>	<b>16</b>	<b>33</b>	<b>33</b>	<b>34</b>	<b>35</b>	<b>-</b>	<b>-</b>	<b>719</b>
<b>Fund Appropriations / Allocations *</b>	<b>LTD Actuals</b>	<b>2023 Revised</b>	<b>2024</b>	<b>2025</b>	<b>2026</b>	<b>2027</b>	<b>2028</b>	<b>2029</b>	<b>Total</b>
Garden Capital Trust Fund	15	(15)	-	-	-	-	-	-	-
General Fund	-	-	-	-	-	35	-	-	35
Unrestricted Cumulative Reserve Fund	552	32	33	33	34	-	-	-	684
<b>Total:</b>	<b>567</b>	<b>16</b>	<b>33</b>	<b>33</b>	<b>34</b>	<b>35</b>	<b>-</b>	<b>-</b>	<b>719</b>

O&M Impacts: N/A

\* Funds are appropriated through the Adopted Budget at the Budget Summary Level. All Amounts shown above are in thousands of dollars



**Human Capital Management System**

<b>Project No:</b>	MC-FA-HCMSYS	<b>BSL Code:</b>	BC-FA-A11T
<b>Project Type:</b>	Discrete	<b>BSL Name:</b>	Information Technology
<b>Project Category:</b>	New Investment	<b>Location:</b>	700 5th Ave
<b>Current Project Stage:</b>	Stage 5 - Construction	<b>Council District:</b>	Council District 7
<b>Start/End Date:</b>	2021 - 2026	<b>Neighborhood District:</b>	
<b>Total Project Cost:</b>	\$60,936	<b>Urban Village:</b>	Downtown

This technology project funds the planning, design, and replacement of the aging Human Resource Information System (HRIS), which includes the Citywide payroll and benefits system, with a new Human Capital Management (HCM) system. The timing of this project is critical for the Citywide HR, timekeeping and payroll system, which will not be supported after 2023. The project was approved by the Enterprise Oversight Board (EOB) in February 2020 and will be managed out of the FAS Business Systems division, with funding and partnership from Seattle Department of Human Resources (SDHR) and Seattle IT (ITD).

<b>Resources</b>	<b>LTD Actuals</b>	<b>2023 Revised</b>	<b>2024</b>	<b>2025</b>	<b>2026</b>	<b>2027</b>	<b>2028</b>	<b>2029</b>	<b>Total</b>
LTGO Bond Proceeds	11,890	23,245	4,019	21,781	-	-	-	-	60,936
<b>Total:</b>	<b>11,890</b>	<b>23,245</b>	<b>4,019</b>	<b>21,781</b>	<b>-</b>	<b>-</b>	<b>-</b>	<b>-</b>	<b>60,936</b>
<b>Fund Appropriations / Allocations *</b>	<b>LTD Actuals</b>	<b>2023 Revised</b>	<b>2024</b>	<b>2025</b>	<b>2026</b>	<b>2027</b>	<b>2028</b>	<b>2029</b>	<b>Total</b>
2021 Multipurpose LTGO Bond Fund	7,430	70	-	-	-	-	-	-	7,500
2022 Multipurpose LTGO Bond Fund	4,460	13,176	-	-	-	-	-	-	17,636
2023 Multipurpose LTGO Bond Fund	-	10,000	-	-	-	-	-	-	10,000
2024 Multipurpose LTGO Bond Fund	-	-	4,019	-	-	-	-	-	4,019
2025 Multipurpose LTGO Bond Fund	-	-	-	21,781	-	-	-	-	21,781
<b>Total:</b>	<b>11,890</b>	<b>23,245</b>	<b>4,019</b>	<b>21,781</b>	<b>-</b>	<b>-</b>	<b>-</b>	<b>-</b>	<b>60,936</b>

**O&M Impacts:** To begin the strategic planning for implementing a new system, both FAS Business Systems and Seattle Department of Human Resources (SDHR) will hire 1.0 FTE and 2.0 FTEs respectively in 2020. Additional funding from ITD will allow for a strategic consulting firm to assist with this body of work and finalize the implementation budget and schedule. Additional staffing and services will be required in 2021 and 2022 for the life of the project.

\* Funds are appropriated through the Adopted Budget at the Budget Summary Level. All Amounts shown above are in thousands of dollars

**Request for Client Facilities Services (RPS)**

<b>Project No:</b>	MC-FA-CTYPDS	<b>BSL Code:</b>	BC-FA-FASPDS
<b>Project Type:</b>	Ongoing	<b>BSL Name:</b>	FAS Project Delivery Services
<b>Project Category:</b>	Improved Facility	<b>Location:</b>	Multiple
<b>Current Project Stage:</b>	N/A	<b>Council District:</b>	Multiple
<b>Start/End Date:</b>	N/A	<b>Neighborhood District:</b>	Multiple
<b>Total Project Cost:</b>	N/A	<b>Urban Village:</b>	Multiple

This project was formerly known as FAS Project Delivery Services.

This ongoing program provides pass-through budget authority for FAS to provide design and construction management services, as requested by City departments outside of FAS. Typical work may include, but is not limited to, the following services: predesign, programming, master planning, conceptual planning, architectural and engineering design and construction administration. FAS proposes to use the second and third quarterly supplemental budget process to "right size" the pass-through budget authority for this project. This approach allows FAS to meet the present needs of departments that have funding for their projects and is consistent with year-end accounting and budgetary requirements.

<b>Resources</b>	<b>LTD Actuals</b>	<b>2023 Revised</b>	<b>2024</b>	<b>2025</b>	<b>2026</b>	<b>2027</b>	<b>2028</b>	<b>2029</b>	<b>Total</b>
Interdepartmental Transfer	7,130	870	-	-	-	-	-	-	8,000
Real Estate Excise Tax I	-	500	-	-	-	-	-	-	500
<b>Total:</b>	<b>7,130</b>	<b>1,370</b>	<b>-</b>	<b>-</b>	<b>-</b>	<b>-</b>	<b>-</b>	<b>-</b>	<b>8,500</b>
<b>Fund Appropriations / Allocations *</b>	<b>LTD Actuals</b>	<b>2023 Revised</b>	<b>2024</b>	<b>2025</b>	<b>2026</b>	<b>2027</b>	<b>2028</b>	<b>2029</b>	<b>Total</b>
Finance and Administrative Services Fund	7,130	870	-	-	-	-	-	-	8,000
REET I Capital Fund	-	500	-	-	-	-	-	-	500
<b>Total:</b>	<b>7,130</b>	<b>1,370</b>	<b>-</b>	<b>-</b>	<b>-</b>	<b>-</b>	<b>-</b>	<b>-</b>	<b>8,500</b>

**O&M Impacts:** N/A

\* Funds are appropriated through the Adopted Budget at the Budget Summary Level. All Amounts shown above are in thousands of dollars

**Seattle Animal Shelter Facilities**

<b>Project No:</b>	MC-FA-SASFAC	<b>BSL Code:</b>	BC-FA-GOVTFAC
<b>Project Type:</b>	Discrete	<b>BSL Name:</b>	General Government Facilities - General
<b>Project Category:</b>	Improved Facility	<b>Location:</b>	2061 15th Ave W, Seattle, WA 98119
<b>Current Project Stage:</b>	Stage 3 - Design	<b>Council District:</b>	Council District 7
<b>Start/End Date:</b>	2022 - 2025	<b>Neighborhood District:</b>	Magnolia/Queen Anne
<b>Total Project Cost:</b>	\$3,400	<b>Urban Village:</b>	

This project funds the Department of Finance and Administrative Services' work to repair and upgrade Seattle Animal Shelter facilities and building systems.

<b>Resources</b>	<b>LTD Actuals</b>	<b>2023 Revised</b>	<b>2024</b>	<b>2025</b>	<b>2026</b>	<b>2027</b>	<b>2028</b>	<b>2029</b>	<b>Total</b>
Real Estate Excise Tax I	49	1,090	517	1,411	333	-	-	-	3,400
<b>Total:</b>	<b>49</b>	<b>1,090</b>	<b>517</b>	<b>1,411</b>	<b>333</b>	<b>-</b>	<b>-</b>	<b>-</b>	<b>3,400</b>
<b>Fund Appropriations / Allocations *</b>	<b>LTD Actuals</b>	<b>2023 Revised</b>	<b>2024</b>	<b>2025</b>	<b>2026</b>	<b>2027</b>	<b>2028</b>	<b>2029</b>	<b>Total</b>
REET I Capital Fund	49	1,090	517	1,411	333	-	-	-	3,400
<b>Total:</b>	<b>49</b>	<b>1,090</b>	<b>517</b>	<b>1,411</b>	<b>333</b>	<b>-</b>	<b>-</b>	<b>-</b>	<b>3,400</b>

**O&M Impacts:** Not applicable.

\* Funds are appropriated through the Adopted Budget at the Budget Summary Level. All Amounts shown above are in thousands of dollars

### Seattle Municipal Tower Chiller Plant Replacement

<b>Project No:</b>	MC-FA-SMTCHLRPL	<b>BSL Code:</b>	BC-FA-APSCH1FAC
<b>Project Type:</b>	Discrete	<b>BSL Name:</b>	Asset Preservation - Schedule 1 Facilities
<b>Project Category:</b>	Rehabilitation or Restoration	<b>Location:</b>	700 Fifth AVE
<b>Current Project Stage:</b>	Stage 6 - Closeout	<b>Council District:</b>	Council District 7
<b>Start/End Date:</b>	2018 - 2022	<b>Neighborhood District:</b>	Downtown
<b>Total Project Cost:</b>	\$18,000	<b>Urban Village:</b>	Downtown

This project replaces the chiller plant in the Seattle Municipal Tower (SMT). The project will require a multi-year execution plan to allow for permitting, design, procurement and construction to occur during the windows of opportunity when cooling is not required. This highly technical, complex construction effort is a once-in-a generation endeavor. With a dwindling supply of spare parts for maintenance and repairs, it is no longer feasible to defer this critical work, and delaying the project would put FAS at risk of not being able to provide essential cooling to City of Seattle offices and other building tenants. Project costs shown here are exclusive of \$1 million expended on preliminary work on this project in 2018. Those funds are included in the Asset Preservation - Schedule 1 Facilities project (MC-FA-APSCH1FAC).

Resources	LTD Actuals	2023 Revised	2024	2025	2026	2027	2028	2029	Total
Department Space Allocation Charges	4,892	108	-	-	-	-	-	-	5,000
LTGO Bond Proceeds	10,000	-	-	-	-	-	-	-	10,000
Real Estate Excise Tax I	3,000	572	-	-	-	-	-	-	3,572
<b>Total:</b>	<b>17,892</b>	<b>680</b>	-	-	-	-	-	-	<b>18,572</b>
Fund Appropriations / Allocations *	LTD Actuals	2023 Revised	2024	2025	2026	2027	2028	2029	Total
2019 Multipurpose LTGO Bond Fund	3,500	-	-	-	-	-	-	-	3,500
2020 Multipurpose LTGO Bond Fund	6,500	-	-	-	-	-	-	-	6,500
Facility Asset Preservation Fund	4,892	108	-	-	-	-	-	-	5,000
REET I Capital Fund	3,000	572	-	-	-	-	-	-	3,572
<b>Total:</b>	<b>17,892</b>	<b>680</b>	-	-	-	-	-	-	<b>18,572</b>

O&M Impacts: N/A

\* Funds are appropriated through the Adopted Budget at the Budget Summary Level. All Amounts shown above are in thousands of dollars

**Seattle Municipal Tower Elevator Rehab**

<b>Project No:</b>	MC-FA-SMTELVHRB	<b>BSL Code:</b>	BC-FA-APSCH1FAC
<b>Project Type:</b>	Discrete	<b>BSL Name:</b>	Asset Preservation - Schedule 1 Facilities
<b>Project Category:</b>	Rehabilitation or Restoration	<b>Location:</b>	700 Fifth AVE
<b>Current Project Stage:</b>	Stage 5 - Construction	<b>Council District:</b>	Council District 7
<b>Start/End Date:</b>	2019 - 2025	<b>Neighborhood District:</b>	Downtown
<b>Total Project Cost:</b>	\$26,500	<b>Urban Village:</b>	Downtown

This project will improve the operation, reliability, and system performance of the Seattle Municipal Tower (SMT) elevators. The work will bring the SMT elevators to current building codes and into compliance with Americans with Disabilities Act (ADA) requirements. This project is envisioned to be a multi-year effort that must be phased to minimize impacts on SMT ongoing building operations, and on the approximately 4,000 City staff who work in the building and the public who visit the SMT to access City services.

<b>Resources</b>	<b>LTD Actuals</b>	<b>2023 Revised</b>	<b>2024</b>	<b>2025</b>	<b>2026</b>	<b>2027</b>	<b>2028</b>	<b>2029</b>	<b>Total</b>
LTGO Bond Proceeds	11,063	8,104	6,333	-	-	-	-	-	25,500
Real Estate Excise Tax I	1,000	-	-	-	-	-	-	-	1,000
<b>Total:</b>	<b>12,063</b>	<b>8,104</b>	<b>6,333</b>	-	-	-	-	-	<b>26,500</b>
<b>Fund Appropriations / Allocations *</b>	<b>LTD Actuals</b>	<b>2023 Revised</b>	<b>2024</b>	<b>2025</b>	<b>2026</b>	<b>2027</b>	<b>2028</b>	<b>2029</b>	<b>Total</b>
2020 Multipurpose LTGO Bond Fund	1,500	-	-	-	-	-	-	-	1,500
2021 Multipurpose LTGO Bond Fund	5,000	-	-	-	-	-	-	-	5,000
2022 Multipurpose LTGO Bond Fund	4,563	4,937	-	-	-	-	-	-	9,500
2023 Multipurpose LTGO Bond Fund	-	3,167	-	-	-	-	-	-	3,167
2024 Multipurpose LTGO Bond Fund	-	-	6,333	-	-	-	-	-	6,333
REET I Capital Fund	1,000	-	-	-	-	-	-	-	1,000
<b>Total:</b>	<b>12,063</b>	<b>8,104</b>	<b>6,333</b>	-	-	-	-	-	<b>26,500</b>

O&M Impacts: N/A

\* Funds are appropriated through the Adopted Budget at the Budget Summary Level. All Amounts shown above are in thousands of dollars

**Seattle Police Department North Area Interim and Long-Term Facilities**

<b>Project No:</b>	MC-FA-SPDNFAC	<b>BSL Code:</b>	BC-FA-PSFACPOL
<b>Project Type:</b>	Discrete	<b>BSL Name:</b>	Publ Safety Facilities Police
<b>Project Category:</b>	New Investment	<b>Location:</b>	Multiple
<b>Current Project Stage:</b>	Stage 6 - Closeout	<b>Council District:</b>	Council District 5
<b>Start/End Date:</b>	2017 - 2022	<b>Neighborhood District:</b>	North
<b>Total Project Cost:</b>	\$6,962	<b>Urban Village:</b>	Multiple

This project funds planning, design and construction for long-term facility needs as well as interim upgrades and potential expansions at the existing North Precinct to accommodate growth of the Seattle Police Department. This project includes, but is not limited to, planning, design and construction for long-term police facilities needs in the North and funding for interim needs including, but not limited to, building upgrades, system maintenance, facility maintenance and temporary facilities.

<b>Resources</b>	<b>LTD Actuals</b>	<b>2023 Revised</b>	<b>2024</b>	<b>2025</b>	<b>2026</b>	<b>2027</b>	<b>2028</b>	<b>2029</b>	<b>Total</b>
Real Estate Excise Tax I	6,822	140	-	-	-	-	-	-	6,962
<b>Total:</b>	<b>6,822</b>	<b>140</b>	<b>-</b>	<b>-</b>	<b>-</b>	<b>-</b>	<b>-</b>	<b>-</b>	<b>6,962</b>
<b>Fund Appropriations / Allocations *</b>	<b>LTD Actuals</b>	<b>2023 Revised</b>	<b>2024</b>	<b>2025</b>	<b>2026</b>	<b>2027</b>	<b>2028</b>	<b>2029</b>	<b>Total</b>
REET I Capital Fund	6,822	140	-	-	-	-	-	-	6,962
<b>Total:</b>	<b>6,822</b>	<b>140</b>	<b>-</b>	<b>-</b>	<b>-</b>	<b>-</b>	<b>-</b>	<b>-</b>	<b>6,962</b>

O&M Impacts: N/A

\* Funds are appropriated through the Adopted Budget at the Budget Summary Level. All Amounts shown above are in thousands of dollars

**Seattle Police Facilities**

<b>Project No:</b>	MC-FA-PFACNPCT	<b>BSL Code:</b>	BC-FA-PSFACPOL
<b>Project Type:</b>	Ongoing	<b>BSL Name:</b>	Publ Safety Facilities Police
<b>Project Category:</b>	New Investment	<b>Location:</b>	Various Police facilities
<b>Current Project Stage:</b>	N/A	<b>Council District:</b>	Citywide
<b>Start/End Date:</b>	N/A	<b>Neighborhood District:</b>	Not in a Neighborhood District
<b>Total Project Cost:</b>	N/A	<b>Urban Village:</b>	Not in an Urban Village

This ongoing project preserves or extends the useful life or operational capacity and provides for improvements to FAS-owned police facilities including, but not limited to, the East Precinct, the North Precinct, the West Precinct, the Mounted Patrol Facility, the Harbor Patrol Facility, the K-9 Facility, and other police facilities. Typical work may include, but is not limited to, upgrades to heating, ventilation, air conditioning upgrades, equipment replacement, siting, pre-design, test-to-fit analyses, and structural assessments and repairs. These improvements support police service by extending the operational life of old police facilities, complying with regulatory requirements, or addressing capacity problems.

<b>Resources</b>	<b>LTD Actuals</b>	<b>2023 Revised</b>	<b>2024</b>	<b>2025</b>	<b>2026</b>	<b>2027</b>	<b>2028</b>	<b>2029</b>	<b>Total</b>
Real Estate Excise Tax I	4,985	4,138	4,600	-	-	7,000	-	-	20,723
<b>Total:</b>	<b>4,985</b>	<b>4,138</b>	<b>4,600</b>	<b>-</b>	<b>-</b>	<b>7,000</b>	<b>-</b>	<b>-</b>	<b>20,723</b>
<b>Fund Appropriations / Allocations *</b>	<b>LTD Actuals</b>	<b>2023 Revised</b>	<b>2024</b>	<b>2025</b>	<b>2026</b>	<b>2027</b>	<b>2028</b>	<b>2029</b>	<b>Total</b>
REET I Capital Fund	4,985	4,138	4,600	-	-	7,000	-	-	20,723
<b>Total:</b>	<b>4,985</b>	<b>4,138</b>	<b>4,600</b>	<b>-</b>	<b>-</b>	<b>7,000</b>	<b>-</b>	<b>-</b>	<b>20,723</b>

O&M Impacts: N/A

\* Funds are appropriated through the Adopted Budget at the Budget Summary Level. All Amounts shown above are in thousands of dollars

### Seismic Improvements

<b>Project No:</b>	MC-FA-SEISMIC	<b>BSL Code:</b>	BC-FA-GOVTFAC
<b>Project Type:</b>	Discrete	<b>BSL Name:</b>	General Government Facilities - General
<b>Project Category:</b>	Improved Facility	<b>Location:</b>	Multiple
<b>Current Project Stage:</b>	Stage 2 - Initiation, Project Definition, & Planning	<b>Council District:</b>	Multiple
<b>Start/End Date:</b>	2022 - 2022	<b>Neighborhood District:</b>	Multiple
<b>Total Project Cost:</b>	\$350	<b>Urban Village:</b>	Multiple

This project funds FAS' capital work efforts towards assessing, restoring, and upgrading the seismic stability of the City's building portfolio.

Resources	LTD Actuals	2023 Revised	2024	2025	2026	2027	2028	2029	Total
Real Estate Excise Tax I	117	233	-	-	-	-	-	-	350
<b>Total:</b>	<b>117</b>	<b>233</b>	<b>-</b>	<b>-</b>	<b>-</b>	<b>-</b>	<b>-</b>	<b>-</b>	<b>350</b>
Fund Appropriations / Allocations *	LTD Actuals	2023 Revised	2024	2025	2026	2027	2028	2029	Total
REET I Capital Fund	117	233	-	-	-	-	-	-	350
<b>Total:</b>	<b>117</b>	<b>233</b>	<b>-</b>	<b>-</b>	<b>-</b>	<b>-</b>	<b>-</b>	<b>-</b>	<b>350</b>

**O&M Impacts:** Not applicable.

\* Funds are appropriated through the Adopted Budget at the Budget Summary Level. All Amounts shown above are in thousands of dollars



### SLIM Replacement

<b>Project No:</b>	MC-FA-SLIMREPL	<b>BSL Code:</b>	BC-FA-A1IT
<b>Project Type:</b>	Discrete	<b>BSL Name:</b>	Information Technology
<b>Project Category:</b>	New Investment	<b>Location:</b>	700 5th AVE
<b>Current Project Stage:</b>	Stage 5 - Execution (IT Only)	<b>Council District:</b>	Multiple
<b>Start/End Date:</b>	2022 - 2025	<b>Neighborhood District:</b>	Multiple
<b>Total Project Cost:</b>	\$12,000	<b>Urban Village:</b>	Multiple

The Seattle License Information System (SLIM) manages the issuance and renewal of business licenses and the collection of revenue from fees and taxes. It houses our B&O tax information, Admissions Tax, Commercial Parking Tax, Firearms and Ammunition Tax, Gambling Tax and Utilities Taxes. SLIM is now outdated and can no longer adequately meet the needs of expanding business license, tax collection, and enforcement processes and needs to be upgraded. The SLIM Replacement will be part of the City's tax system built by Revenue Solutions Inc (RSI), which is called RPE (Revenue Premier Enterprise) and currently houses the Payroll Expense Tax, TNC tax, Sweetened Beverage Tax, and any other small taxes since 2017/2018; it also houses the Central Waterfront LID (Local Improvement District) and some of the BIAs (Business Improvement Districts). The project currently has \$4.8 million in funding for basic requirements gathering. This planning work continues but the project won't be fully launched until additional funding is identified. The total project cost is estimated at \$12 million and ongoing operating and maintenance costs are estimated at \$1.5 million.

Resources	LTD Actuals	2023 Revised	2024	2025	2026	2027	2028	2029	Total
General Fund	-	400	-	-	-	-	-	-	400
Property Sales and Interest Earnings	1,088	3,312	-	-	-	-	-	-	4,400
<b>Total:</b>	<b>1,088</b>	<b>3,712</b>	-	-	-	-	-	-	<b>4,800</b>
Fund Appropriations / Allocations *	LTD Actuals	2023 Revised	2024	2025	2026	2027	2028	2029	Total
General Fund	-	400	-	-	-	-	-	-	400
Unrestricted Cumulative Reserve Fund	1,088	3,312	-	-	-	-	-	-	4,400
<b>Total:</b>	<b>1,088</b>	<b>3,712</b>	-	-	-	-	-	-	<b>4,800</b>

O&M Impacts: N/A

\* Funds are appropriated through the Adopted Budget at the Budget Summary Level. All Amounts shown above are in thousands of dollars

**Waterfront Operations and Tribal Interpretive Center**

<b>Project No:</b>	MC-FA-OWMAINT	<b>BSL Code:</b>	BC-FA-GOVTFAC
<b>Project Type:</b>	Discrete	<b>BSL Name:</b>	General Government Facilities - General
<b>Project Category:</b>	New Facility	<b>Location:</b>	1426 Alaskan Way
<b>Current Project Stage:</b>	Stage 3 - Design	<b>Council District:</b>	Council District 7
<b>Start/End Date:</b>	2023 - 2024	<b>Neighborhood District:</b>	Downtown
<b>Total Project Cost:</b>	\$13,000	<b>Urban Village:</b>	Downtown

This project holds budget to acquire the Integrus (Bakun) building located on the new Alaskan Way at Pike Street Hillclimb from WSDOT to provide for a facility to house the dedicated staff team for on-going maintenance and operations of the Waterfront Park. This building is located approximately 600 feet from the new maintenance area being provided under the Overlook Walk for vehicle storage and other maintenance activities. The building would also fulfill the City's permitting commitments to the Muckleshoot Tribe for construction of the Elliott Bay Seawall to provide space in a building along the Waterfront for a Tribal Interpretive Center rent free in perpetuity. The Tribe has indicated their interest in the space and that it could fulfill the conditions of the permit.

<b>Resources</b>	<b>LTD Actuals</b>	<b>2023 Revised</b>	<b>2024</b>	<b>2025</b>	<b>2026</b>	<b>2027</b>	<b>2028</b>	<b>2029</b>	<b>Total</b>
LTGO Bond Proceeds	-	13,000	-	-	-	-	-	-	13,000
<b>Total:</b>	-	<b>13,000</b>	-	-	-	-	-	-	<b>13,000</b>
<b>Fund Appropriations / Allocations *</b>	<b>LTD Actuals</b>	<b>2023 Revised</b>	<b>2024</b>	<b>2025</b>	<b>2026</b>	<b>2027</b>	<b>2028</b>	<b>2029</b>	<b>Total</b>
2023 Multipurpose LTGO Bond Fund	-	13,000	-	-	-	-	-	-	13,000
<b>Total:</b>	-	<b>13,000</b>	-	-	-	-	-	-	<b>13,000</b>

**O&M Impacts:** FAS, the Office of the Waterfront, and Seattle Center will develop an operations plan for the facility and will coordinate agreements among the building's multiple user departments and the Muckleshoot Tribe. The operations plan will include details on planned funding resources to meet the ongoing maintenance needs of the facility.

\* Funds are appropriated through the Adopted Budget at the Budget Summary Level. All Amounts shown above are in thousands of dollars

**Waterfront Operations and Tribal Interpretive Center - Debt Service**

<b>Project No:</b>	MC-FA-OWMAINTDS	<b>BSL Code:</b>	BC-FA-GOVTFAC
<b>Project Type:</b>	Debt Service	<b>BSL Name:</b>	General Government Facilities - General
<b>Project Category:</b>	New Investment	<b>Location:</b>	1426 Alaskan Way
<b>Current Project Stage:</b>	N/A	<b>Council District:</b>	Council District 7
<b>Start/End Date:</b>	2023 - 2043	<b>Neighborhood District:</b>	Downtown
<b>Total Project Cost:</b>		<b>Urban Village:</b>	Downtown

This project provides for payment of the debt service on bonds issued in 2023 to fund the acquisition and rehabilitation of the Waterfront Operation and Tribal Interpretive Center (CIP Project No. MC-FA-OWMAINT).

<b>Resources</b>	<b>LTD Actuals</b>	<b>2023 Revised</b>	<b>2024</b>	<b>2025</b>	<b>2026</b>	<b>2027</b>	<b>2028</b>	<b>2029</b>	<b>Total</b>
Real Estate Excise Tax I	-	206	916	918	915	916	916	915	5,702
<b>Total:</b>	-	<b>206</b>	<b>916</b>	<b>918</b>	<b>915</b>	<b>916</b>	<b>916</b>	<b>915</b>	<b>5,702</b>
<b>Fund Appropriations / Allocations *</b>	<b>LTD Actuals</b>	<b>2023 Revised</b>	<b>2024</b>	<b>2025</b>	<b>2026</b>	<b>2027</b>	<b>2028</b>	<b>2029</b>	<b>Total</b>
REET I Capital Fund	-	206	916	918	915	916	916	915	5,702
<b>Total:</b>	-	<b>206</b>	<b>916</b>	<b>918</b>	<b>915</b>	<b>916</b>	<b>916</b>	<b>915</b>	<b>5,702</b>

O&M Impacts: N/A

\* Funds are appropriated through the Adopted Budget at the Budget Summary Level. All Amounts shown above are in thousands of dollars



# **Information Technology**



## Seattle Information Technology Department

### Overview

Seattle IT is a trusted partner that provides secure, reliable, and compliant technologies enabling the City to deliver equitable and responsive services to the public.

Seattle IT delivers technology solutions including, data, telephone, and radio networks; applications and application infrastructure; desktop, mobile, and printing device support; website and digital engagement tools; data centers, servers, storage, and backup; video production and coverage of public meetings; and community support for digital equity, civic technology, and public internet access initiatives. Seattle IT also manages designated projects on behalf of the City, other departments, and regional partners.

Seattle IT's Capital Improvement Program (CIP) supports major maintenance, improvements, replacements, and upgrades to the City's existing technology systems, as well as the development and implementation of new projects. Seattle IT's 2024-2029 Proposed CIP budget is \$100.7 million. Details for 2024 are provided in the following table.

CIP Program Name	2024 Proposed	Planned Spending
<b>Discrete Projects</b>		
Criminal Justice Information System Projects	\$4,829,660	Complete the implementation of case management systems for agencies including Seattle Municipal Court, and the City Attorney.
<b>Ongoing CIP Programs</b>		
800 MHz Radio Network Program	\$760,891	Maintain radio network infrastructure and public safety radios.
Computing Services Architecture	\$5,135,000	Computer equipment related to a new Unified Communication System (to replace the City's current telephone system) as well as routine equipment replacement and upgrades for servers, storage, and facility infrastructure.
Data & Telephone Infrastructure	\$8,702,477	Network equipment related to Unified Communication System, and routine equipment replacement and upgrades. Includes budget to continue the retirement and replacement of legacy telephony and contact center environments to more modern, secure replacements.
Fiber-Optic Communication Installation & Maintenance	\$4,701,533	Fiber installation and maintenance.
Seattle Channel Maintenance & Upgrade	\$363,463	Equipment replacement and maintenance.
<b>Department Total</b>	<b>\$24,493,025</b>	

# Seattle Information Technology Department

## CIP Revenue Sources

Seattle IT's CIP has been funded through a variety of revenue sources, including:

- **Rates and Allocations:** There are multiple services within the department that are cost-allocated based on a percentage of use for the service provided or billed directly to a department based on the actual cost of time and labor or quantity of materials provided. Seattle IT's budget also includes some projects that are funded using proceeds from general obligation bonds. Rates and allocations provide the funds to repay the debt service on these bonds.
- **State and Federal Grants:** Federal and state grants have been used to finance system replacements and new capabilities. In some cases, Seattle IT has been the direct recipient of the funds, and in others, Seattle IT has managed grant-funded projects for customers. The use of grant funding for the Seattle IT CIP has been intermittent.
- **Cable Franchise Fees:** Seattle IT collects Cable Franchise Fee revenues set in franchise agreements with the cable providers. Some of this revenue has been used to fund the CIP program which supports the Seattle Channel. Cable Fees have historically provided less than 1% of Seattle IT's CIP program.
- **Reserves:** In some instances, Seattle IT's rates and allocations include the collection of funds which are accumulated and held in a reserve in Seattle IT's Fund Balance. Currently, this is only done for the 800 MHz radio system, although it has been considered for other areas. Expenditures of these reserve funds appear Seattle IT's CIP program. Historically, there is a low level of spending for ongoing Operations & Maintenance items, with intermittent large expenditures associated with major replacements and upgrades.
- **Private Dollars:** In the past, Seattle IT projects have occasionally included funding from external non-public sources. Such instances are highly intermittent, usually for relatively small dollar value and not projected to continue at any appreciable level.
- **Levy:** In the past, Seattle IT received some CIP funding from a levy for the development, acquisition and installation of the 800 MHz emergency radio communication system. Going forward, the future replacement and upgrade of the county-wide radio system is funded by the Puget Sound Emergency Radio Network levy. Outside of that, no additional levy funding is anticipated.
- **Bonds & Future Bond Proceeds:** Seattle IT utilizes funding from City bond sale proceeds to implement significant capital projects in the CIP. Rates and allocations typically provide the funds to repay the debt service on these bonds.
- **Use of Fund Balance:** Seattle IT may use existing fund balance or planned carryforward to implement some projects in its CIP.
- **To Be Determined:** Occasionally, Seattle IT's CIP includes future projects for which a specific funding source has yet to be specified. These projects will not go forward unless and until funding is secured.



# Seattle Information Technology Department

## Thematic Priorities

Seattle IT's priorities are:

- **Develop & Enhance Business Solutions** – We build and improve tools and capabilities for our clients
- **Inform & Support the Public** – We deliver programs to ensure City residents have equitable access to technology, City data, government processes, and civic programs
- **Deliver & Improve Services** – We resolve issues and fulfill requests; and we increase the efficiency & performance of our services
- **Maintain Operational Integrity** – We support sustainable technology and avoid creating technical debt
- **Security & Compliance** – We reduce vulnerabilities, protect City assets and data, and exercise fiscal responsibility
- **People & Culture** – We recruit, develop, support, and retain top talent

## Project Selection Criteria

### STEP 1: Identification of Technology Needs and Opportunities

In this step, needs and opportunities for technology investments are identified. This happens on a rolling basis throughout the year, as well as during the budget planning process. Input comes from multiple places, including:

- customer department requests and requirements (including technology plan alignment to department strategic plans)
- Seattle IT Strategic Agenda
- technology roadmaps (updated annually)
- asset replacement schedules
- coordination with partners (regional efforts, vendor partners, etc.)

This step includes development of initial cost estimates and other resource requirements, potential timing, and dependencies. At the completion of this step, potential projects are added to the Citywide IT Project Portfolio for tracking and consideration through Seattle IT's Project Gate Review process.

### STEP 2: Identification of CIP and Non-Discretionary Projects

As part of the Gate Review process, items identified in Step 1 are filtered to determine if they are (1) CIP- appropriate or not and (2) discretionary or not. Criteria for determining if they are CIP appropriate or not include:

- overall dollar value
- timeframe of implementation (e.g., multi-year project)
- lifespan of investment
- investment in/preservation of long-term infrastructure
- the nature of the acquisition (e.g., goods, services, etc.)

## Seattle Information Technology Department

Criteria for determining if they are non-discretionary include:

- legally mandated (e.g., debt service, federal or state law/regulation changes, court orders, etc.)
- urgent security or risk mitigation needs (e.g., major system failure, major security breach)
- reimbursable services to others (e.g., Seattle IT manages a regional fiber consortium where the partners contract with/through us to get work done).

Projects which are determined to be non-discretionary are automatically moved forward for inclusion in Seattle IT's initial CIP and budget proposal. Discretionary projects proceed to Step 3. Regardless of discretionary status, project requests complete the Gate Review process to validate projects are established with the appropriate governance, value proposition and risk mitigation planning.

### **STEP 3: Prioritization of CIP-Appropriate Discretionary Projects:**

In this step, proposed investments are screened to determine if they are a match for Seattle IT's normal maintenance/upgrade/replacement programs within the CIP. Investments such as these tend to be smaller in scale (less than \$250,000), "like for like" replacements (e.g., old equipment replaced by new equipment with little to no functionality change), etc. These projects are rated by program managers based on criteria tailored to each program and implemented as annual funding allows.

Larger capital investments which are best implemented on a stand-alone basis due to the size and complexity of the project are evaluated and ranked separately based on the following criteria:

- asset preservation/replacement/maintenance
- product lifecycles
- legal requirements/mandates
- security/risk mitigation
- reimbursable from other sources (other depts. or outside entities, grants, reserves)
- dependencies (on other products, equipment, etc.; also on staff/resource availability/long-term supportability)
- internal customer demands (including capacity) – including Mayoral/Council/Mayor's IT Subcabinet priority
- external customer demands – public, businesses, etc.
- external drivers (vendor changes, regional commitments, etc.)
- efficiency/effectiveness improvements/resource savings and return on investment
- key future trend/forward-looking/pro-active

### **Summary of Upcoming Budget Issues and Challenges**

**Hybrid Workforce.** The shift of the City's workforce to a hybrid-remote mode will continue to put pressure on the IT infrastructure and resources necessary to secure our more distributed technology environment and continue to provide efficient services to employees. For example, the City's Virtual Private Network infrastructure was enhanced during the pandemic but will require ongoing financial and technical support to continue to serve the larger remote population of City staff. Similarly, the majority of City employees are not equipped to be mobile, flexible, and resilient. Most employees do not have

## Seattle Information Technology Department

laptops, and the City's PC Replacement Program is funded using a desktop computer as the base unit of measure for budgetary purpose. In addition, logistics related to asset management, device support, and equipment deployment to remote and hybrid workers will continue to be challenging unless additional investments are made to support mobile equipment. Finally, some previous and in-flight capital IT projects, such as the Unified Communications system, were designed based on a pre-pandemic set of assumptions and use cases; some of those decisions concerning, for example, conference room technology, mobility, and fixed telephone sets will likely be in flux over the next 12-24 months.

**Disaster Recovery/Preparedness** - A future consideration as we invest in new programs and technologies is the need for disaster recovery and business continuity capabilities. Our reliance on systems continues to grow and, while our capital investment projects deliver new functionality, this work typically does not account for the redundancy or infrastructure needs to support an expedient disaster recovery scenario. The additional costs that come when planning that work are usually deemed cost prohibitive when sizing a Capital Investment Project. As we continue to plan our capital program, we will need to consider additional disaster recovery investments.

**Rapid and major changes in technology.** The continued rapid rate of change in technology presents a major challenge for the City. User demands (both internal staff and constituents) around technology continue to grow as available functionality expands exponentially. New technologies provide new solutions and new opportunities, but at the same time they can initially disrupt productivity, require upfront costs, and impact security, privacy, and the governance landscape. Vendors regularly "de-certify" and stop supporting products the City relies upon, leaving the choice of spending significant amounts of money to upgrade to supported products or risk running important/critical City functions on unsupported platforms. At the same time, the method by which vendors deliver technology solutions is rapidly changing. Many vendors have moved or are moving away from delivering a software product to the City for installations on City servers; instead, they are offering cloud-based and hosted solutions that the City can access on a subscription basis. While offering many benefits, this changing delivery approach requires increased City investments in identity management, data integration, and contract management.

**Planning for future investments and lifecycle management.** Departments want to move fast to leverage new technologies before Seattle IT has developed the platforms, teams, or culture to make this happen. Seattle IT balances the competing objectives of doing things right and doing them right now.

**Platform First.** Similar to all large enterprises, where technology has overtaken the organization's operations organically and over a long period of time, the City of Seattle also sits on hundreds of legacy technology applications. This fragmented technology footprint is a major cyber security concern, a cause of lost productivity, and a financial liability. A key factor in achieving reductions in the City's technology investment is directly dependent on a Platform First approach where 80% of the City's technology business is performed on 20% of technology solutions. Seattle IT will continue to promote the Platform First approach in the coming years, working to build commitment Citywide and tactically in Seattle IT.

**Privacy and Public Records Management.** The City is often confronted with the dichotomous challenge of preserving the privacy of members of the public who interact with the City and the requirements for transparency and disclosure outlined in the State of Washington's Public Records Act. The City collects

## Seattle Information Technology Department

and uses a vast and expanding amount of data on a regular basis. It is necessary that the City minimize the number of platforms and services that collect public data, be mindful and intentional about the amount of data collected, and be consistent about retaining that data in repositories that can be accessed and searched in response to public records requests. The proliferation of data sources and repositories requires a constant evolution in the training and tooling used by Public Disclosure Officers, and requires all City employees to understand the City's commitments to data privacy and public records.

**Cybersecurity.** The nature of threats to the integrity of the City's technology systems is evolving. Emphasis is shifting away from network and end-point security to advanced risk-based threat assessment and response, identity assurance, employee training, and "security by design" for IT applications and solutions. Preventive controls are no longer entirely reliable; instead, we need a greater emphasis on the ability to locate and quickly remediate and recover compromised technology. This shift in the threat matrix requires different investments in technology, education, and expertise, and necessitates an increased participation in regional and national efforts that coordinate and share cybersecurity information.

**Public Expectations.** The public has high expectations for how government performs, including how technology is used to deliver efficient and accessible government services and how government can be more transparent about its operations. Some Seattle residents are tech savvy while others still lack internet access. Generational differences also create different expectations regarding services. Investments in new technology-enabled government services and civic technology programs such as Open Data must be prioritized and have to balance many audiences.

### Future Projects/What is on the Horizon

Seattle IT has identified several initiatives and issues which will need to be addressed in the future.

- **Software systems which require replacement/upgrades.** Prior to IT consolidation, the Department of Information Technology CIP did not include funds to cover replacement of large applications owned and operated by individual departments. Since consolidation, Seattle IT has "inherited" responsibility for many such systems, most of which did not come with any long-term replacement funding. Replacement and upgrades for systems owned and operating by Seattle Public Utilities and Seattle City Light are generally being funded out of the utilities' CIPs with Seattle IT acting as the service provider. However, funds for other large applications and systems needing replacement are not comprehensively programmed into Seattle IT's CIP. Instead, Seattle IT will continue to address these needs on a case-by-case basis as the need arises.
- **Infrastructure systems which require replacement/upgrades.** Seattle IT's CIP contains sufficient funding to cover routine replacement of lesser value items, especially those which occur every year (e.g., switches, mid-range servers, etc.). However, larger value, intermittent replacements are more difficult to fund within existing budget. These needs will continue to be addressed on a case-by-case basis as the need arises.

### 800 MHz Radio Network Program

<b>Project No:</b>	MC-IT-C3550	<b>BSL Code:</b>	BC-IT-C0700
<b>Project Type:</b>	Ongoing	<b>BSL Name:</b>	Capital Improvement Projects
<b>Project Category:</b>	New Investment	<b>Location:</b>	700 5th Ave / Various
<b>Current Project Stage:</b>	N/A	<b>Council District:</b>	Council District 3
<b>Start/End Date:</b>	N/A	<b>Neighborhood District:</b>	Downtown
<b>Total Project Cost:</b>	N/A	<b>Urban Village:</b>	Downtown

This project funds the upgrades and replacement of software and hardware for the City of Seattle's portion of the King County Regional 800 MHz radio system. The 800 MHz radio system provides the communication infrastructure required for public safety operations such as 911, Medic One, Fire and Police.

Resources	LTD Actuals	2023 Revised	2024	2025	2026	2027	2028	2029	Total
Internal Service Fees and Allocations, Outside Funding Partners	21,337	2,997	761	-	-	-	-	-	25,096
<b>Total:</b>	<b>21,337</b>	<b>2,997</b>	<b>761</b>	<b>-</b>	<b>-</b>	<b>-</b>	<b>-</b>	<b>-</b>	<b>25,096</b>
Fund Appropriations / Allocations *	LTD Actuals	2023 Revised	2024	2025	2026	2027	2028	2029	Total
Information Technology Fund	21,337	2,997	761	-	-	-	-	-	25,096
<b>Total:</b>	<b>21,337</b>	<b>2,997</b>	<b>761</b>	<b>-</b>	<b>-</b>	<b>-</b>	<b>-</b>	<b>-</b>	<b>25,096</b>

**O&M Impacts:** This CIP project represents ongoing capital purchases to support our operating shared services projects. Ongoing impacts are built into Seattle IT's budget.

\* Funds are appropriated through the Adopted Budget at the Budget Summary Level. All Amounts shown above are in thousands of dollars

**Applications Development - Public Safety**

<b>Project No:</b>	MC-IT-C6307	<b>BSL Code:</b>	BC-IT-C0700
<b>Project Type:</b>	Ongoing	<b>BSL Name:</b>	Capital Improvement Projects
<b>Project Category:</b>	New Investment	<b>Location:</b>	700 5th AVE
<b>Current Project Stage:</b>	N/A	<b>Council District:</b>	Council District 3
<b>Start/End Date:</b>	N/A	<b>Neighborhood District:</b>	Downtown
<b>Total Project Cost:</b>	N/A	<b>Urban Village:</b>	Downtown

This project provides funds to develop and implement software applications used by the Seattle Police Department (SPD) and the Seattle Fire Department (SFD). The applications will improve personnel oversight and deployment, in addition to enhancing the accessibility and quality of SPD and SFD data. These applications will support ongoing efforts to achieve improved transparency and compliance.

<b>Resources</b>	<b>LTD Actuals</b>	<b>2023 Revised</b>	<b>2024</b>	<b>2025</b>	<b>2026</b>	<b>2027</b>	<b>2028</b>	<b>2029</b>	<b>Total</b>
General Fund	-	-	-	-	-	-	-	-	-
Internal Service Fees and Allocations, Outside Funding Partners	6,551	4,313	-	-	-	-	-	-	10,863
LTGO Bond Proceeds	1,911	-	-	-	-	-	-	-	1,911
<b>Total:</b>	<b>8,462</b>	<b>4,313</b>	-	-	-	-	-	-	<b>12,775</b>
<b>Fund Appropriations / Allocations *</b>	<b>LTD Actuals</b>	<b>2023 Revised</b>	<b>2024</b>	<b>2025</b>	<b>2026</b>	<b>2027</b>	<b>2028</b>	<b>2029</b>	<b>Total</b>
Information Technology Fund	8,462	4,313	-	-	-	-	-	-	12,775
<b>Total:</b>	<b>8,462</b>	<b>4,313</b>	-	-	-	-	-	-	<b>12,775</b>

**O&M Impacts:** This CIP project represents multiple projects on behalf of Seattle Police Department and Seattle Fire Department. Each of these projects has their own ongoing impacts.

\* Funds are appropriated through the Adopted Budget at the Budget Summary Level. All Amounts shown above are in thousands of dollars

### Computing Services Architecture

<b>Project No:</b>	MC-IT-C3201	<b>BSL Code:</b>	BC-IT-C0700
<b>Project Type:</b>	Ongoing	<b>BSL Name:</b>	Capital Improvement Projects
<b>Project Category:</b>	New Investment	<b>Location:</b>	700 5th AVE
<b>Current Project Stage:</b>	N/A	<b>Council District:</b>	Council District 3
<b>Start/End Date:</b>	N/A	<b>Neighborhood District:</b>	Downtown
<b>Total Project Cost:</b>	N/A	<b>Urban Village:</b>	Downtown

This ongoing project funds the regular replacement of and major maintenance of software, computing and storage systems on behalf of City departments by Seattle IT.

Resources	LTD Actuals	2023 Revised	2024	2025	2026	2027	2028	2029	Total
Internal Service Fees and Allocations, Outside Funding Partners	21,086	6,246	1,143	1,740	2,550	2,550	4,040	1,164	40,519
LTGO Bond Proceeds	10,176	6,230	3,992	4,620	4,295	5,700	5,610	4,706	45,328
<b>Total:</b>	<b>31,262</b>	<b>12,476</b>	<b>5,135</b>	<b>6,360</b>	<b>6,845</b>	<b>8,250</b>	<b>9,650</b>	<b>5,870</b>	<b>85,848</b>
Fund Appropriations / Allocations *	LTD Actuals	2023 Revised	2024	2025	2026	2027	2028	2029	Total
Information Technology Fund	31,262	12,476	5,135	6,360	6,845	8,250	9,650	5,870	85,848
<b>Total:</b>	<b>31,262</b>	<b>12,476</b>	<b>5,135</b>	<b>6,360</b>	<b>6,845</b>	<b>8,250</b>	<b>9,650</b>	<b>5,870</b>	<b>85,848</b>

**O&M Impacts:** This CIP project represents ongoing capital purchases to support our operating shared services projects. Ongoing impacts are built into Seattle IT's budget.

\* Funds are appropriated through the Adopted Budget at the Budget Summary Level. All Amounts shown above are in thousands of dollars

**Criminal Justice Information System Projects**

<b>Project No:</b>	MC-IT-C6304	<b>BSL Code:</b>	BC-IT-C0700
<b>Project Type:</b>	Discrete	<b>BSL Name:</b>	Capital Improvement Projects
<b>Project Category:</b>	New Investment	<b>Location:</b>	700 5th AVE
<b>Current Project Stage:</b>	Stage 5 - Execution (IT Only)	<b>Council District:</b>	Council District 3
<b>Start/End Date:</b>	2016 - 2024	<b>Neighborhood District:</b>	Downtown
<b>Total Project Cost:</b>	\$59,901	<b>Urban Village:</b>	Downtown

This project provides funds to plan and implement upgrades to the City's Criminal Justice Information Systems. This project was previously named the Municipal Court Information System (MCIS) Replacement project. The project was renamed in 2018 to more accurately reflect efforts beyond MCIS replacement.

<b>Resources</b>	<b>LTD Actuals</b>	<b>2023 Revised</b>	<b>2024</b>	<b>2025</b>	<b>2026</b>	<b>2027</b>	<b>2028</b>	<b>2029</b>	<b>Total</b>
General Fund	704	186	120	-	-	-	-	-	1,010
Internal Service Fees and Allocations, Outside Funding Partners	-	-	-	-	-	-	-	-	1
LTGO Bond Proceeds	36,044	18,256	4,710	-	-	-	-	-	59,010
<b>Total:</b>	<b>36,749</b>	<b>18,443</b>	<b>4,830</b>	<b>-</b>	<b>-</b>	<b>-</b>	<b>-</b>	<b>-</b>	<b>60,021</b>
<b>Fund Appropriations / Allocations *</b>	<b>LTD Actuals</b>	<b>2023 Revised</b>	<b>2024</b>	<b>2025</b>	<b>2026</b>	<b>2027</b>	<b>2028</b>	<b>2029</b>	<b>Total</b>
Information Technology Fund	36,749	18,443	4,830	-	-	-	-	-	60,021
<b>Total:</b>	<b>36,749</b>	<b>18,443</b>	<b>4,830</b>	<b>-</b>	<b>-</b>	<b>-</b>	<b>-</b>	<b>-</b>	<b>60,021</b>

**O&M Impacts:** Ongoing operation and maintenance of these systems will be owned by Seattle Municipal Courts and the City Attorney's Office.

\* Funds are appropriated through the Adopted Budget at the Budget Summary Level. All Amounts shown above are in thousands of dollars



**Data and Telephone Infrastructure**

<b>Project No:</b>	MC-IT-C3500	<b>BSL Code:</b>	BC-IT-C0700
<b>Project Type:</b>	Ongoing	<b>BSL Name:</b>	Capital Improvement Projects
<b>Project Category:</b>	New Investment	<b>Location:</b>	700 5th Ave/Variou
<b>Current Project Stage:</b>	N/A	<b>Council District:</b>	Council District 3
<b>Start/End Date:</b>	N/A	<b>Neighborhood District:</b>	Downtown
<b>Total Project Cost:</b>	N/A	<b>Urban Village:</b>	Downtown

This ongoing project provides funds to maintain, replace, and upgrade software and major hardware for the City's data and telephone switching systems.

<b>Resources</b>	<b>LTD Actuals</b>	<b>2023 Revised</b>	<b>2024</b>	<b>2025</b>	<b>2026</b>	<b>2027</b>	<b>2028</b>	<b>2029</b>	<b>Total</b>
Internal Service Fees and Allocations, Outside Funding Partners	31,916	5,489	1,782	1,535	1,581	210	220	400	43,134
LTGO Bond Proceeds	25,528	15,864	6,920	1,115	1,654	500	2,500	1,800	55,881
<b>Total:</b>	<b>57,444</b>	<b>21,353</b>	<b>8,702</b>	<b>2,650</b>	<b>3,235</b>	<b>710</b>	<b>2,720</b>	<b>2,200</b>	<b>99,015</b>
<b>Fund Appropriations / Allocations *</b>	<b>LTD Actuals</b>	<b>2023 Revised</b>	<b>2024</b>	<b>2025</b>	<b>2026</b>	<b>2027</b>	<b>2028</b>	<b>2029</b>	<b>Total</b>
Information Technology Fund	57,444	21,353	8,702	2,650	3,235	710	2,720	2,200	99,015
<b>Total:</b>	<b>57,444</b>	<b>21,353</b>	<b>8,702</b>	<b>2,650</b>	<b>3,235</b>	<b>710</b>	<b>2,720</b>	<b>2,200</b>	<b>99,015</b>

**O&M Impacts:** This CIP project represents ongoing capital purchases to support our operating shared services projects. Ongoing impacts are built into Seattle IT's budget.

\* Funds are appropriated through the Adopted Budget at the Budget Summary Level. All Amounts shown above are in thousands of dollars

**Fiber-Optic Communication Installation and Maintenance**

<b>Project No:</b>	MC-IT-C3600	<b>BSL Code:</b>	BC-IT-C0700
<b>Project Type:</b>	Ongoing	<b>BSL Name:</b>	Capital Improvement Projects
<b>Project Category:</b>	New Investment	<b>Location:</b>	VARIOUS
<b>Current Project Stage:</b>	N/A	<b>Council District:</b>	Council District 3
<b>Start/End Date:</b>	N/A	<b>Neighborhood District:</b>	Downtown
<b>Total Project Cost:</b>	N/A	<b>Urban Village:</b>	Downtown

This ongoing project provides for the installation and maintenance of a high-speed fiber-optic communication network for the City and its external fiber partners. The fiber network includes, but is not limited to, sites such as libraries, public schools, fire and police stations, community centers, and other City facilities.

<b>Resources</b>	<b>LTD Actuals</b>	<b>2023 Revised</b>	<b>2024</b>	<b>2025</b>	<b>2026</b>	<b>2027</b>	<b>2028</b>	<b>2029</b>	<b>Total</b>
Internal Service Fees and Allocations, Outside Funding Partners	48,381	10,503	4,702	4,843	4,988	5,137	5,292	5,450	89,295
<b>Total:</b>	<b>48,381</b>	<b>10,503</b>	<b>4,702</b>	<b>4,843</b>	<b>4,988</b>	<b>5,137</b>	<b>5,292</b>	<b>5,450</b>	<b>89,295</b>
<b>Fund Appropriations / Allocations *</b>	<b>LTD Actuals</b>	<b>2023 Revised</b>	<b>2024</b>	<b>2025</b>	<b>2026</b>	<b>2027</b>	<b>2028</b>	<b>2029</b>	<b>Total</b>
Information Technology Fund	48,381	10,503	4,702	4,843	4,988	5,137	5,292	5,450	89,295
<b>Total:</b>	<b>48,381</b>	<b>10,503</b>	<b>4,702</b>	<b>4,843</b>	<b>4,988</b>	<b>5,137</b>	<b>5,292</b>	<b>5,450</b>	<b>89,295</b>

**O&M Impacts:** This CIP project represents ongoing capital purchases to support our operating shared services projects. Ongoing impacts are built into Seattle IT's budget.

\* Funds are appropriated through the Adopted Budget at the Budget Summary Level. All Amounts shown above are in thousands of dollars

**Permit System Integration**

<b>Project No:</b>	MC-IT-C6305	<b>BSL Code:</b>	BC-IT-C0700
<b>Project Type:</b>	Discrete	<b>BSL Name:</b>	Capital Improvement Projects
<b>Project Category:</b>	New Investment	<b>Location:</b>	700 5th AVE
<b>Current Project Stage:</b>	Stage 5 - Execution (IT Only)	<b>Council District:</b>	Council District 3
<b>Start/End Date:</b>	2017 - 2024	<b>Neighborhood District:</b>	Downtown
<b>Total Project Cost:</b>	\$6,952	<b>Urban Village:</b>	Downtown

This project provides funding to develop, implement, support a cross-department platform for the City’s regulatory oversight. The platform will provide internal and external stakeholders with streamlined processes and accessibility. In addition, the project seeks to automate labor-intensive processes while establishing tracking and reporting of performance metrics.

<b>Resources</b>	<b>LTD Actuals</b>	<b>2023 Revised</b>	<b>2024</b>	<b>2025</b>	<b>2026</b>	<b>2027</b>	<b>2028</b>	<b>2029</b>	<b>Total</b>
General Fund	-	-	-	-	-	-	-	-	-
Internal Service Fees and Allocations, Outside Funding Partners	5,924	1,028	-	-	-	-	-	-	6,952
<b>Total:</b>	<b>5,924</b>	<b>1,028</b>	<b>-</b>	<b>-</b>	<b>-</b>	<b>-</b>	<b>-</b>	<b>-</b>	<b>6,952</b>
<b>Fund Appropriations / Allocations *</b>	<b>LTD Actuals</b>	<b>2023 Revised</b>	<b>2024</b>	<b>2025</b>	<b>2026</b>	<b>2027</b>	<b>2028</b>	<b>2029</b>	<b>Total</b>
Information Technology Fund	5,924	1,028	-	-	-	-	-	-	6,952
<b>Total:</b>	<b>5,924</b>	<b>1,028</b>	<b>-</b>	<b>-</b>	<b>-</b>	<b>-</b>	<b>-</b>	<b>-</b>	<b>6,952</b>

**O&M Impacts:** Ongoing costs are built into Seattle IT’s operating budget.

\* Funds are appropriated through the Adopted Budget at the Budget Summary Level. All Amounts shown above are in thousands of dollars

**Public Safety Tech Equipment**

<b>Project No:</b>	MC-IT-C9301	<b>BSL Code:</b>	BC-IT-C0700
<b>Project Type:</b>	Discrete	<b>BSL Name:</b>	Capital Improvement Projects
<b>Project Category:</b>	New Investment	<b>Location:</b>	700 5th Ave
<b>Current Project Stage:</b>	Stage 5 - Execution (IT Only)	<b>Council District:</b>	Council District 3
<b>Start/End Date:</b>	2019 - 2024	<b>Neighborhood District:</b>	Downtown
<b>Total Project Cost:</b>	\$6,103	<b>Urban Village:</b>	Downtown

This project provides funds to maintain, replace, and upgrade technology equipment for the City's public safety departments.

<b>Resources</b>	<b>LTD Actuals</b>	<b>2023 Revised</b>	<b>2024</b>	<b>2025</b>	<b>2026</b>	<b>2027</b>	<b>2028</b>	<b>2029</b>	<b>Total</b>
Internal Service Fees and Allocations, Outside Funding Partners	1,464	38	-	-	-	-	-	-	1,502
LTGO Bond Proceeds	4,287	314	-	-	-	-	-	-	4,601
Use of Fund Balance	-	-	-	-	-	-	-	-	-
<b>Total:</b>	<b>5,751</b>	<b>352</b>	<b>-</b>	<b>-</b>	<b>-</b>	<b>-</b>	<b>-</b>	<b>-</b>	<b>6,103</b>
<b>Fund Appropriations / Allocations *</b>	<b>LTD Actuals</b>	<b>2023 Revised</b>	<b>2024</b>	<b>2025</b>	<b>2026</b>	<b>2027</b>	<b>2028</b>	<b>2029</b>	<b>Total</b>
Information Technology Fund	5,751	352	-	-	-	-	-	-	6,103
<b>Total:</b>	<b>5,751</b>	<b>352</b>	<b>-</b>	<b>-</b>	<b>-</b>	<b>-</b>	<b>-</b>	<b>-</b>	<b>6,103</b>

O&M Impacts: N/A.

\* Funds are appropriated through the Adopted Budget at the Budget Summary Level. All Amounts shown above are in thousands of dollars

### Seattle Channel Maintenance and Upgrade

<b>Project No:</b>	MC-IT-C4400	<b>BSL Code:</b>	BC-IT-C0700
<b>Project Type:</b>	Ongoing	<b>BSL Name:</b>	Capital Improvement Projects
<b>Project Category:</b>	New Investment	<b>Location:</b>	600 4th AVE
<b>Current Project Stage:</b>	N/A	<b>Council District:</b>	Council District 7
<b>Start/End Date:</b>	N/A	<b>Neighborhood District:</b>	Downtown
<b>Total Project Cost:</b>	N/A	<b>Urban Village:</b>	Downtown

This ongoing project provides funds to maintain, replace, and upgrade the cablecasting and production systems for the Seattle Channel.

<b>Resources</b>	<b>LTD Actuals</b>	<b>2023 Revised</b>	<b>2024</b>	<b>2025</b>	<b>2026</b>	<b>2027</b>	<b>2028</b>	<b>2029</b>	<b>Total</b>
Internal Service Fees and Allocations, Outside Funding Partners	3,848	475	363	372	384	395	407	419	6,665
<b>Total:</b>	<b>3,848</b>	<b>475</b>	<b>363</b>	<b>372</b>	<b>384</b>	<b>395</b>	<b>407</b>	<b>419</b>	<b>6,665</b>
<b>Fund Appropriations / Allocations *</b>	<b>LTD Actuals</b>	<b>2023 Revised</b>	<b>2024</b>	<b>2025</b>	<b>2026</b>	<b>2027</b>	<b>2028</b>	<b>2029</b>	<b>Total</b>
Information Technology Fund	3,848	475	363	372	384	395	407	419	6,665
<b>Total:</b>	<b>3,848</b>	<b>475</b>	<b>363</b>	<b>372</b>	<b>384</b>	<b>395</b>	<b>407</b>	<b>419</b>	<b>6,665</b>

**O&M Impacts:** This CIP project represents ongoing capital purchases to support our operating shared services projects. Ongoing impacts are built into Seattle IT's budget.

\* Funds are appropriated through the Adopted Budget at the Budget Summary Level. All Amounts shown above are in thousands of dollars

**Seattle Municipal Tower Remodel - IT**

<b>Project No:</b>	MC-IT-C9501	<b>BSL Code:</b>	BC-IT-C0700
<b>Project Type:</b>	Discrete	<b>BSL Name:</b>	Capital Improvement Projects
<b>Project Category:</b>	Improved Facility	<b>Location:</b>	700 5th AVE
<b>Current Project Stage:</b>	Stage 5 - Execution (IT Only)	<b>Council District:</b>	Council District 3
<b>Start/End Date:</b>	2016 - 2024	<b>Neighborhood District:</b>	Downtown
<b>Total Project Cost:</b>	\$15,454	<b>Urban Village:</b>	Downtown

This project continues a multi-year CIP program to acquire, renovate, and expand space for the consolidated Seattle IT department.

<b>Resources</b>	<b>LTD Actuals</b>	<b>2023 Revised</b>	<b>2024</b>	<b>2025</b>	<b>2026</b>	<b>2027</b>	<b>2028</b>	<b>2029</b>	<b>Total</b>
Internal Service Fees and Allocations, Outside Funding Partners	5,023	1,158	-	-	-	-	-	-	6,181
LTGO Bond Proceeds	6,913	887	-	-	-	-	-	-	7,800
Use of Fund Balance	708	765	-	-	-	-	-	-	1,473
<b>Total:</b>	<b>12,644</b>	<b>2,810</b>	<b>-</b>	<b>-</b>	<b>-</b>	<b>-</b>	<b>-</b>	<b>-</b>	<b>15,454</b>
<b>Fund Appropriations / Allocations *</b>	<b>LTD Actuals</b>	<b>2023 Revised</b>	<b>2024</b>	<b>2025</b>	<b>2026</b>	<b>2027</b>	<b>2028</b>	<b>2029</b>	<b>Total</b>
Information Technology Fund	12,644	2,810	-	-	-	-	-	-	15,454
<b>Total:</b>	<b>12,644</b>	<b>2,810</b>	<b>-</b>	<b>-</b>	<b>-</b>	<b>-</b>	<b>-</b>	<b>-</b>	<b>15,454</b>

O&M Impacts: N/A

\* Funds are appropriated through the Adopted Budget at the Budget Summary Level. All Amounts shown above are in thousands of dollars



# Appendices





## Appendix A: New or Expanded Capital Facilities

### Seattle City Light

Project ID	Project Name	Project Capacity	Location	2024 Budget*
MC-CL- XB6351	Boundary Powerhouse - Unit 51 Generator Rebuild	Rationale: The Unit 51 generator at Boundary is the original installation and its typical 30-year life expectancy has expired. It has accelerated deterioration of its windings caused by thermocycling (frequent startup and shutdowns of the generator, resulting in more pronounced temperature fluctuations). Failure of a generator can cause lost revenue, which during runoff could be many millions of dollars. Additionally, a failure may cause a fire and set off the fire extinguishing system, which would expose the powerhouse and its personnel to safety risks inherent with fire, smoke, and carbon dioxide (CO2) discharge for fire suppression. A rewind also allows for an updated insulation design that will permit the use of water as a fire protection system, providing an improvement in worker safety. Also, if the technology is advanced sufficiently by the time of the rewind, we may add a rotor mounted scanner or other diagnostic equipment. Alternative(s): Defer work indefinitely.	10382 Boundary Rd, Metaline, WA 99153	\$8
MC-CL- XB6353	Boundary Powerhouse - Unit 54 Generator Rebuild	Rationale: The Unit 54 generator at Boundary is the original installation and its typical 30-year life expectancy has expired. It has accelerated deterioration of its windings caused by thermocycling (frequent startup and shutdowns of the generator, resulting in more pronounced temperature fluctuations). Failure of a generator can cause lost revenue, which during runoff could be many millions of dollars. Additionally, a failure may cause a fire and set off the fire extinguishing system, which would expose the powerhouse and its personnel to safety risks inherent with fire, smoke, and carbon dioxide (CO2) discharge for fire suppression. A rewind also allows for an updated insulation design that will permit the use of water as a fire protection system, providing an improvement in worker safety. Also, if the technology is advanced sufficiently by the time of the rewind, we may add a rotor mounted scanner or other diagnostic equipment. Alternative(s): Defer work indefinitely.	10382 Boundary Rd, Metaline, WA 99153	\$72

\*Amounts in thousands of dollars.

## Appendix A: New or Expanded Capital Facilities

MC-CL- XB6401	Boundary Facility - Minor Improvements Program	Rationale: Setting up and monitoring separate capital projects entails considerable administrative costs which may unreasonably increase the cost of small projects, even when identified in advance. Covering such projects under the emergent project program allows for accountability and tracking at the subproject level, with minimal overhead costs. A recent example is a FERC requirement for a mobile emergency generator as a redundant source of power to open spill and sluice gates. Project Weighted Rating-40.8, Primary Rationale-Varies Alternative(s): The only alternative for emergent projects is to find some other way to fund emergency needs that arise. Usually, for capital projects, this involves emergency appropriations involving the passage of special City ordinances, among other things. The time required to cut through the red tape of special appropriations could be prohibitively long, given that the needs that arise are either of an emergency nature or cannot be predicted. The only alternative for planned small capital projects is to secure separate budgeting for each one by putting each small project into the same administrative league as multi-million-dollar projects.	10382 Boundary Rd, Metaline, WA 99153	\$2,254
MC-CL- XB6493	Boundary Powerhouse Generator Step- up Transformer Replacement	Rationale: Design to begin in 2010. Closeout in 2017. First transformer delivered in 2012. Alternative(s): An alternative approach would be to repair or replace units as they fail from deferred maintenance. This approach would eventually result in a significant loss of revenue and/or fines from a regulatory agency. Accepting the risk of failure would not be in the best interest of the utility. Having a spare unit onsite would prevent such failures.	10382 Boundary Rd, Metaline, WA 99153	\$2,208
MC-CL- XB6535	Boundary Powerhouse - Unit 52 Generator Rebuild	Rationale: This project is part of the Utility's Generator Rebuild Program, a series of projects to maintain and extend the useful life of the Utility's aging generators. The program rebuilds ten generators, accounting for 70 percent of City Light's generating capability. Alternative(s): No Alternatives Provided.	Boundary Rd, Metaline, WA 99153	\$10,116
MC-CL- XB6565	Landis and Gyr RTU Modernization Boundary, Cedar Falls and Skagit	Rationale: Replace failing gear with new. Alternative(s): No Alternatives Provided.	Boundary, Skagit and Cedar Falls power facilities	\$631
MC-CL- XB6566	Boundary - DC Battery System & Charge Modernization	Rationale: No Rationale Provided. Alternative(s): No Alternatives Provided.	Boundary Rd, Metaline, WA 99153	\$765

\*Amounts in thousands of dollars.

## Appendix A: New or Expanded Capital Facilities

MC-CL- XB6987	Boundary - Licensing Mitigation	Rationale: In order to continue to operate the facility, the City must obtain a new FERC license. The decision to apply for a new license has been made and we have embarked on the default FERC licensing process, the Integrated License Process (ILP). While the cost of attaining a new license to operate Boundary Dam is very significant, Boundary provides anywhere from 25% to 40% of SCL's power requirements and produces power at a cost significantly below the market rate. The plant's operations are shaped to deliver power during peak-load hours, an operating regime that allows the City to meet continued service area load growth and provide regional system reliability. For these reasons, the Utility has determined that obtaining a new license is a priority and we are confident that it will continue to be a cost-effective source of renewable power for the City. Alternative(s): No Alternatives Provided.	10382 Boundary Rd, Metaline, WA 99153	\$14,482
MC-CL- XC6406	Cedar Falls/South Fork Tolt - Minor Improvements Program	Rationale: Setting up and monitoring separate capital projects entails considerable administrative costs which may unreasonably increase the cost of small projects, even when identified in advance. Covering such projects under the emergent project program allows for accountability and tracking at the subproject level, with minimal overhead costs. A recent example is the replacement of an Oil-filled Transformer. Project Weighted Rating-40.8, Primary Rationale-Varies Alternative(s): The only alternative for emergent projects is to find some other way to fund emergency needs that arise. Usually, for capital projects, this involves emergency appropriations involving the passage of special City ordinances, among other things. The time required to cut through the red tape of special appropriations could be prohibitively long, given that the needs that arise are either of an emergency nature or cannot be predicted. The only alternative for planned small capital projects is to secure separate budgeting for each one by putting each small project into the same administrative league as multi-million-dollar projects.	19901 Cedar Falls Rd SE, North Bend, WA 98045	\$1,743
MC-CL- XC6450	Cedar Falls Powerhouse - Unit 5/6 Generator Protective Relay	Rationale: The present generator protection is outdated and lacks some basic protection elements to protect it from abnormal frequency and voltages. The existing relay does not meet the North American Electric Reliability Council (NERC) and the Western Electricity Coordinating Council (WECC) regional requirements for maintaining the generator in-service during system disturbances. This deficiency was identified as part of the NERC/WECC compliance program and has been scheduled for replacement as part of a prioritized program along with other outmoded technology present in SCL's aging infrastructure. Alternative(s): 1. Do the project described. 2. Do Nothing. This is not considered to be	19901 Cedar Falls Rd SE, North Bend, WA 98045	\$94

\*Amounts in thousands of dollars.

## Appendix A: New or Expanded Capital Facilities

		a viable approach since the present generator protection scheme does not meet the ANSI/IEEE Standard or the WECC/NERC regional requirements for the protection of generators.		
MC-CL- XC6573	Cedar Falls Substation & Bank 6 Replacement	Rationale: This project improves generation reliability by replacing this critical transformer prior to failure. It will also enhance overall operational performance since new transformers are more efficient, have more environmental protections, and require less maintenance. Alternative(s): The only alternative to this project is to run the transformer to failure which would necessitate an emergency project to replace it.	Cedar Falls	\$255
MC-CL- XF8389	Special Work Equipment - Shops	Rationale: This project provides new tools and work equipment to replace outdated equipment. The project updates technical systems to current standards, as our current transformer test equipment relies on outdated computer equipment and programming that is no longer supported. Some equipment does not meet the latest safety standards. Other equipment is no longer supported by replacement parts or can no longer be repaired to provide accurate cutting, bending, etc. Some equipment needs to be updated to provide for increased production or size of stock material worked. Other equipment needs updated programming to provide for the latest technology advancements. The project ensures the transformers CL purchases and installs are safe and will last up to and beyond the average life span. It also ensures that we receive what we paid for, as specified, and that it will fit our system without problems such as oil leaks, incorrect voltage, and non-functional safety interlocks, etc. Replacing shop special tools and equipment will allow customer service enhancements by providing newer technology for more accurate fabrication of parts and other shop made items, safer tools to use, and newer equipment with more safeguards built in. Alternative(s): The recommended alternative would be to fully fund the special tool requests. This option would allow for the stated goals to be realized. Alternatives to funding special tools budget for shops are to not fund it or to fund at a lower level. Both options would slow production and would impact the opportunity to effectively serve the shops customers. It could also impact safety and injury rates where older equipment is less efficient and less ergonomic, requiring more repetitive motion and more labor with less automation.	System wide	\$325

*\*Amounts in thousands of dollars.*

## Appendix A: New or Expanded Capital Facilities

MC-CL- XF9006	Safety Modifications	Rationale: Project 9006 was established to correct imminent and critical safety hazards not covered by divisional budgets. Investments will lower the risk of WA State compliance penalties and possible costs related to employee or customer injuries. Alternative(s): 1. Complete the projects as they emerge within established budget. Proactive response reduces the risk of employee and customer injuries, and related costs, as well as potential non-compliance penalties. 2. Do not fund project. This may leave significant safety problems unresolved, leading to increased compliance penalties. 3. Defer the project. The impact is similar to alternative 2 above, and also results in a continual growth of open and unfunded safety projects.	Citywide	\$708
MC-CL- XF9101	Equipment Fleet Replacement	Rationale: As mobile equipment ages, it reaches a point where it becomes more economical to replace the equipment than to continue to repair it. In the past, the mobile equipment fleet coordinator used a twenty-year replacement plan to maintain City Light's vehicle pool. Due to replacement deferrals starting in the mid-90s and the budget cuts which began in 2000, that replacement plan by necessity was revised. We are now faced with replacing fleet on an as needed basis. That priority is to replace the most often used, specialized, or critical equipment to the Utility, or the most costly to maintain and least reliable vehicles first. To get back to an established plan will require seven plus years of enhanced financing. A seven year recovery plan requires \$10 million annually. That plan has been underfunded for 15 years. The planned annual purchases, per the twenty year plan for the heavy fleet equates to approximately \$8 million per year. That \$10 million replaces the equipment that normally needs to be replaced every year and addresses some of the equipment that has been deferred. The proposed \$10 million will not fully cover inflation and the increasing cost of materials as many purchases now have a steel surcharge added. There are also added emissions requirements for the coming years starting in 2007. This will require about \$10,000 per diesel engine along with design changes to accommodate space for higher heat and larger exhaust pipes. The Memorandum of Understanding between the Fleet Management Department (FMD) and Seattle City Light (SCL) regarding financing and management of the City Light Fleet states on June 22, 1998, the City Council adopted Resolution 29771. In that resolution is reference to Timely Replacement of Vehicles. The recommendation is to replace vehicles in a timely manner, when fully depreciated. Alternative(s): The recommended alternative is to address the backlog of City Light vehicles, heavy and light fleet, on a plan spread over 7	System wide	\$8,690

\*Amounts in thousands of dollars.

## Appendix A: New or Expanded Capital Facilities

or more years (a \$30 million backlog currently on a \$130 million fleet) A second plan would be to not purchase fleet vehicles. This option would result in paying both higher maintenance costs for worn out vehicles and higher rental costs both for specialized vehicles and daily use vehicles currently at \$2 million annually. It also has safety ramifications when considering malfunctions and inopportune breakdowns. A third plan would be to continue to not address the back log but replace on an as needed basis. This plan requires more rental costs and time loss due to equipment down time. It also does not address the need to be more fuel efficient and environmentally friendly. This plan to replace only as needed would be less reliable for tracking or budgeting. Address the back log through a seven year or longer plan.

MC-CL- XF9103	Facilities Improvements	Rationale: Workplace and process improvements completed under program 9159, plus ongoing organizational change, require the purchase of office furniture and equipment in order to achieve the project objectives. Each year Utility Support Services completes approximately 450 service requests requiring furniture reconfiguration, at least a third of which involve ergonomic corrections. Alternative(s): 1. Fund program 9103. 2. Don't fund program 9103 and purchase all office furnishings and equipment from the O&M budget. 3. Maintain office furniture until it can no longer be sustained in acceptable condition and then replace in total with a future ad hoc program.	System wide	\$12,246
MC-CL- XF9107	Service Center Facility Improvements	Rationale: The purpose of the proposed subprojects, SSC locker room remodeling, NSC building on the main site, and the SSC yard study, is to improve each facility in support of the assigned staff/crews. Results include improved efficiency and reduced maintenance. Planning in the employee parking lot is necessary since an off-ramp will be constructed over a portion of the lot. The SSC yard study subproject includes planning for the revisions needed when the off ramp is built from the Spokane Street Viaduct to 4th Avenue South. The off ramp is to be placed over the employee parking lot. Alternative(s): 1. Continue the improvements as proposed. 2. Defer improvements. 3. Replace the service centers with state-of-the-art facilities. 4. Do no improvements until the service center is unusable and then replace the asset.	Outside City of Seattle	\$1,000
MC-CL- XF9151	Facilities Regulatory Compliance	Rationale: Before City Light property is sold the area must be evaluated for any contamination. This project allows each property to be thoroughly investigated for contamination. Alternative(s): The alternative is to pass on contaminated properties to new owners and therefore incur long standing environmental liability.	System wide	\$50

\*Amounts in thousands of dollars.

## Appendix A: New or Expanded Capital Facilities

MC-CL- XF9320	Energy Conservation	Rationale: Energy reduction is a Department and City goal. SCL Conservation Unit's energy audits of our facilities will identify a program of projects to accomplish these goals. With documented savings, there will be recovery of some of the costs from BPA. Alternative(s): Do nothing. Continue to consume energy at existing levels.	System wide	\$600
MC-CL- XP6530	Hydro Project Spill Containment	Rationale: The project will implement upgrades that will either prevent spills, from oils, greases, fuels and other petroleum products, through process improvements and equipment replacement, or provide additional containment capacity for accidental spills. Options for reducing spills include replacing oil filled transformers with dry type transformers, building larger containment basins around oil filled equipment, reconfiguring powerhouse sumps to separate potentially oily water from non-oily water, installing oil/water separators on transformer and generator cooling water systems, and replacing greased valve bushings with greaseless bushings. Because each powerhouse is unique, different solutions will be designed and implemented at each facility. Alternative(s): No Alternatives Provided.	Outside City of Seattle	\$148
MC-CL- XP6990	Endangered Species Act Mitigation	Rationale: This project protects and restores fisheries habitat in the Skagit and Tolt basins by implementing the Endangered Species Program for recovery of listed fish species that are potentially affected by City Light projects. The project scope includes land purchase, restoration, assessment, and management. The ESA prohibits harming listed species and their habitat. SCL's facilities impact these species since the dams have changed the downstream hydrology, affecting the rearing and spawning habitat for Chinook, and rearing habitat for bull trout and steelhead. When SCL lowers the flow to reduce generation (load following), thousands of chinook juveniles may be adversely affected. In addition, the Skagit Project separates the bull trout population into four distinct populations. Concerns have also been expressed about interference with access to spawning areas resulting from lower reservoir levels and the potential of entraining bull trout. Since SCL's licenses for the Skagit and Tolt were issued prior to the listing, they provide no protection for third party lawsuits under ESA. We have no "take" permit. SCL licenses can also be reopened by Federal agencies, e.g. the U.S. Fish and Wildlife Service, seeking additional measures to protect and restore the listed species. Alternative(s): 1. Complete the projects envisaged by the City Council and incorporated into the Recovery Plans for each basin and work to obtain legal protection. 2. Complete projects as budgeted, extending the timeframe. 3. Terminate the project at current expenditure levels. This	Outside City of Seattle	\$1,192

\*Amounts in thousands of dollars.



## Appendix A: New or Expanded Capital Facilities

		would result in failure to carry out a Council and Executive mandate and increase the Department's liability under the ESA. We would not be able to obtain legal protection.		
MC-CL- XS6373	Ross Dam - AC/DC Distribution System Upgrade	Rationale: The operation of critical components of the dam, such as gates, valves, and lighting, depend on the power distribution system. The electrical system is 50 years old and has been in service beyond its normal life expectancy. Extra space for breakers is not available, cable insulation is starting to strip, and the existing gear is not approved for lockout/tagout requirements. Presently there is a risk of losing power to the dam spillgates. New conduit and conductors will improve reliability of spillgate operations and other dam operations requiring electric power. New electrical equipment, new lighting, and the addition of emergency lighting will allow staff greater operational flexibility, safety, and efficiency. Alternative(s): Doing nothing will result in eventual loss of control of motors and valves used for water spill control and could cause the dam to be overtopped. Maintaining power to operational components on the dam (for instance the spillgate) is needed to ensure the operation of Ross, which provides an average of 100 megawatts.	Milepost 128 State Highway 20	\$987
MC-CL- XS6405	Skagit Facility - Minor Improvements Program	Rationale: Emergent capital projects are, by definition, unpredictable. This project provides some financial coverage for such projects on a first-come, first serve basis. Without this authority, funding for emergency work would not be readily available, and could take months to acquire. Setting up and monitoring separate capital projects entails considerable administrative costs which may unreasonably increase the cost of small projects, even when identified in advance. Covering such projects under the emergent project program allows for accountability and tracking at the subproject level, with minimal overhead costs. A recent example is Emergency Generators for the Wastewater Treatment Plants. Project Weighted Rating-40.8, Primary Rationale-Varies Alternative(s): The only alternative for emergent projects is to find some other way to fund emergency needs that arise. Usually, for capital projects, this involves emergency appropriations involving the passage of special City ordinances, among other things. The time required to cut through the red tape of special appropriations could be prohibitively long, given that the needs that arise are either of an emergency nature or cannot be predicted. The only alternative for planned small capital projects is to secure separate budgeting for each one by putting each small project into the same administrative league as multi-million dollar projects.	500 Newhalem Creek Rd, Marblemount, WA 98267	\$7,586

\*Amounts in thousands of dollars.

## Appendix A: New or Expanded Capital Facilities

MC-CL- XS6520	Skagit Facilities Plan	Rationale: The Skagit FERC Licensing agreement requires SCL to meet Section 106 of the National Historic Preservation Act of 1966, to take into account the effects of SCL's undertakings on historic properties. Additionally, the Skagit Licensing Agreement requires SCL to implement a historic resource mitigation and management plan demonstrating proper management of these resources. The Skagit Facilities Plan is SCL's commitment to meeting this licensing agreement requirement and results in better management of the overall resources and better operations and maintenance of the overall assets. Alternative(s): See the separate Skagit Facilities Plan that addresses alternatives. The alternatives include doing nothing, which does not conform to the FERC licensing requirements, and compromises our facilities as an asset to our power production operations and our civic and cultural stewardship responsibilities. The alternative to increase O&M resources (labor and budgets) is another option. This option improves facilities that are not required to meet program needs (improvements to vacant buildings).	Newhalem Creek Rd, Marblemount, WA 98267	\$5,108
MC-CL- XS6540	Skagit - Boat Facility Improvements	Rationale: Design and construct several new structures to support industrial and recreational boat operations on our Skagit reservoirs. Structures to include a new tour dock, new dry dock, additions to the existing boat houses and a new barge landing in Diablo. Alternative(s): No Alternatives Provided.	Newhalem Creek Rd, Marblemount, WA 98267	\$864
MC-CL- XS6986	Skagit - Relicensing	Rationale: Procurement of a new license for the Skagit River Hydroelectric Project from the Federal Energy Regulatory Commission (FERC) is required to continue operations. Alternative(s): No Alternatives Provided.	Newhalem Creek Rd, Marblemount, WA 98267	\$3,590
MC-CL- XS6991	Skagit Licensing Mitigation	Rationale: As part of the relicensing of the Skagit River Hydroelectric Project, City Light is required to provide mitigation for 30 years of continued project operation between 1995 and 2024. The license incorporates the Wildlife Settlement Agreement signed in 1991 by the City of Seattle and numerous interveners (Federal and State agencies, tribes, and environmental groups). This stipulates that the City shall make available a total of \$17,000,000 (in 1990\$) to secure and preserve valuable wildlife habitat. The charges to this CIP project will be credited towards the \$17,000,000 total. Alternative(s): 1. Perform work as scheduled in the Settlement Agreements and required by the license. This is the preferred approach to meeting our license obligations. 2. Delay implementation. This increases our liability since the bridge is falling down and poses a safety hazard which will only increase in future years. 3. Do not undertake some mitigation. This would have severe	500 Newhalem Creek Rd	\$131

\*Amounts in thousands of dollars.

## Appendix A: New or Expanded Capital Facilities

		repercussions as the agencies and tribes are carefully monitoring our progress and participating as partners on many projects. They would likely contest our license should we not fulfill our commitments.		
MC-CL- YD9009	Communications Improvements	Rationale: Project 9009 provides the necessary flexibility to address emergent communication system problems that arise between biennial budget requests. These tend to be smaller projects costing less than \$10K per incident. During any given year there are a variety of requests requiring immediate attention. In addition, this program includes small specific improvement projects that are too small to warrant uniquely assigned project numbers. Each of these small projects has a separate scope of work, schedule, budget, and tracking mechanisms. An example is the project to monitor tower movement on our transmission towers near Oso, WA. Alternative(s): Option 1: Respond to customer requests for emergent and critical work in a timely manner. This approach preserves operational reliability, safety and security. This project provides flexibility to respond to these unknown communications problems or requirements. The alternative to having PE 9009 is to make special requests to the City Council for budget appropriations when emergencies occur. This is time-consuming and limits the department's flexibility to react to emergent communications problems. Option 2: Fund the project at a reduced level and incur the risk that emergent trouble cannot be met and worker safety, security and system reliability is compromised.	System wide	\$1,087
MC-CL- YD9102	Special Work Equipment - Other Plant	Rationale: This project is a roll up of requests from individual work units in the Electrical Services Branch and other units in the department except for Generation Division (see CIP 6102) and Power Stations (see CIP 7902). All tools and work equipment over \$5,000 dollars must be capitalized. The purpose of this project is to collect these requests into a project to allow better tracking and review of the expenditures throughout the year. Requests have been reviewed and prioritized during the 2003-04 budget cycle and purchases deferred. The proper funding of tools for high voltage electrical and related work supports the department's goals of safety, productivity and employee morale. Alternative(s): 1. See description. 2. Do nothing. Do not allow units to purchase new tools or equipment valued at over \$5,000. This alternative is not acceptable as the department would be unable to meet the needs and expectations of our customers. 3. Prioritize and review the individual units' requests and adjust CIP to budgeted targets. This would be a new way to budget for this CIP. Individual units may need to defer equipment purchases and in some	System wide	\$794

\*Amounts in thousands of dollars.

## Appendix A: New or Expanded Capital Facilities

		cases work may be deferred. Risks include the possibility that unplanned equipment failures in deferred equipment will delay work completion. Option 3 has been selected and only the highest priorities for equipment have been funded. This project is being funded at approximately one third the level that historically has been required.		
MC-CL- YD9108	Transmission & Generation Radio Systems	Rationale: This project builds or replaces communications infrastructure consisting of fiber optic rings, digital microwave, telephone networks and two-way radio systems. This project provides City Light with command-and-control capabilities for the operation of the electrical system. This project ensures the safe, reliable, and efficient operation of the system and positions SCL to meet the Federal Energy Regulatory Commission's vital communications systems requirements. Alternative(s): Option 1 Proceed as proposed. Option 2 Do nothing and continue to have systems that are incompatible with each other, require a high degree of maintenance, at greater cost, and in some cases, rely on commercial carriers for service and system protection; and/or face the loss of capability, capacity, coverage, licenses, and electrical system reliability. This alternative maintains the inadequate data exchange between sites, switches, feeders, meters, and communications systems and networks. Option 3 Install digital microwave instead of fiber systems at all substations and facilities. This is not cost effective, very difficult to locate land or space, design the system, acquire the land or space, provide power and get permits for adequate sites. Future upgrades are very difficult and expensive, and increases maintenance costs.	System wide	\$1,056
MC-CL- YD9202	Security Improvements	Rationale: If Seattle City Light's Security Improvements Program is underfunded, its critical facilities face increased risk to sabotage, vandalism, theft, and terrorism that can result in the loss of valuable infrastructure for generation and distribution of power, as well as noncompliance with North American Reliability Council (NERC) 1200 Standards, adopted May 2, 2006, to improve security at critical facilities that house command and control systems. Curtailment of Seattle City Light's electric operations would impact reliability of the power system in the Pacific Northwest, create lost revenues, and jeopardize public safety and emergency response due to loss of lifeline services such as medical services, water and wastewater systems, communications, law enforcement, banking, transportation system, etc. Alternative(s): Option 1, Status Quo: No centralized security system. Operate local security systems in place and use local law enforcement and private security companies to address security on a limited basis. Use private security services and/or request additional assistance from	System wide	\$1,406

\*Amounts in thousands of dollars.

## Appendix A: New or Expanded Capital Facilities

local law enforcement during times when the Federal government has raised the alert level for the nation or region, or for a situation that has occurred requiring additional security services. Option 2, Centralized Security System: Seattle City Light installs security enhancements to delay, detect, and respond to security intrusions at its critical facilities that are connected to a central security monitoring center that will be staffed by trained security guards on a 24/7 basis to monitor and respond to security incidents. Department wide response procedures will be established and coordination with local law enforcement will be established for responding to security incidents.

MC-CL- YD9307	Distribution Area Communications Networks	<p>Rationale: The communication systems now employed are in need increased capacity, better security, faster speeds, and increased reliability to meet new regulatory requirements. This will meet our ever increasing data and voice communication needs and take us twenty years or more into the future. Maintenance costs are lower because increased redundancy and reliability as well as better system alarms and the capability to remotely troubleshoot and reprogram the system. Traffic on the network is easily rerouted until major failures can be repaired. The new requirements of security, relaying, Automated Meter Reading, Automated Distribution and other automated systems will be easier to implement at lower cost once this project is completed. The system is easily upgraded to increase capacity or take advantage of new technology as it becomes available.</p> <p>Alternative(s): Option 1 Proceed as proposed. Install/complete fiber optic rings. Option 2 Do nothing. Have an inadequate communications network, with a high expense O&amp;M component.</p>	Citywide	\$684
------------------	--	--	----------	-------

*\*Amounts in thousands of dollars.*

## Appendix A: New or Expanded Capital Facilities

MC-CL- YD9957	Enterprise Geographic Information System	<p>Rationale: The Enterprise GIS Initiative will support the Seattle City Light 2013-2018 Strategic Plan in these objectives: 1. Improve customer experience and rate predictability. 2. Increase workforce performance and safety practices. 3. Enhance organizational performance. 4. Continue conservation and environmental stewardship. Replacing our multiple, incompatible GIS systems with a single enterprise level GIS will eliminate redundant data entry into GIS and other systems, increase data quality and put information into the hands of the people who need it, when they need it, including engineering, operations, asset management and environmental affairs. An enterprise GIS will improve field worker safety and reduce the occurrence of expensive project changes in the field resulting from inaccurate or incomplete information. It will also streamline software maintenance and support requirements and ease integration to other future utility systems requiring access to GIS data. This new system will provide: 1. A centralized geospatial data store improving data access and interoperability to support other enterprise systems such as Outage Management (OMS), Work and Asset Management (WAMS), Mobile Workforce, System Planning/Analysis, Automated Utility Engineering Design (AUD), Advanced Metering Infrastructure (AMI) and Business Intelligence (BI). 2. Electronic and web-based access to distribution, transmission, streetlight, joint use and fiber optics/communications infrastructure information. 3. A flexible, configurable system that can accommodate evolving business information needs. The additional transmission, streetlight, joint use and fiber optics information that the utility needs to maintain as we move to an asset centric maintenance and planning model essentially doubles the size of the GIS dataset. The number of staff supporting GIS needs has seen an overall reduction in the last decade</p> <p>Alternative(s): This business case and proposal presents 3 options for dealing with the problem: A. Do Nothing B. Replace the current DAMS editor and convert TLM Services C. Install a new unified GIS system A. Do nothing. Do not fund the work. Continue to leave our Radial Distribution System's GIS data at risk, and by extension, baseline OMS functionalities. Apply additional resources to manually maintain systems using current tools. Write and support multiple custom interfaces and procedures to provide base line GIS data required by OMS &amp; WAMS. Do not take advantage of new business processes and functionality of automation between GIS, OMS and WAM. B. Replace the current DAMS editor and convert TLM Services. The current DAMS editor was originally implemented in 1994 as a suite</p>	System wide	\$3,338
------------------	---	--	-------------	---------

*\*Amounts in thousands of dollars.*

**Appendix A: New or Expanded Capital Facilities**

of custom applications using Environmental Systems Research Institute (ESRI) Arc/INFO GIS products. DAMS tools are so obsolete that SCL is no longer backward compatible with our City partners in the Common Geographic Data Base (CGDB). To begin addressing these issues, the existing DAMS editor needs to be replaced. This project would incorporate into the DAMS GIS the final piece of connectivity data, between the customer meter and the transformer that is currently stored in the separate Transformer Load Management (TLM) database. This work will position City Light to begin working toward a unified GIS and to better leverage our GIS investment through new and improved integration to other major IT systems. Examples might include: 1. The ability to replace obsolete engineering analysis and planning systems, such as TLM and NLM/Loadflow, with modern GIS based applications. 2. The ability to more robustly model the underground portions of our Radial distribution system. 3. The ability to move closer to a unified GIS, including both our Radial and Network distribution systems in a single GIS data store, at City Light. C. Install a new unified GIS system. This option would install a new unified

MC-CL- YD9969	Enterprise Software Solution Replacement Strategy	<p>Rationale: This project is an ongoing commitment to provide a sustainable funding stream to keep enterprise level resources up to date and fully functional. Software systems today are as critical to operate City Lights business as poles and wires. The Utility can no longer afford to delay regular required upgrades and or replacements to the system.</p> <p>Alternative(s): City Light could decide not to upgrade the systems, as prescribed, but that could create a significant risk if the system goes unsupported by the vendor or if something were to happen with the software. Operations and Maintenance costs could rise significantly while attempting to maintain the software on our own.</p>	City Wide	\$8,301
------------------	---	---	-----------	---------

*\*Amounts in thousands of dollars.*

## Appendix A: New or Expanded Capital Facilities

MC-CL- YN8129	Network Hazeltine Upgrade	<p>Rationale: Using the Network Hazeltine system provides reliable power by remotely monitoring the electrical vaults and electrical equipment within the entire downtown service area. The Power Dispatchers constantly monitor the real time status of the network using the Hazeltine system. This program costs \$304K per year and avoids problems that can easily exceed twice that amount for Seattle City Light and its customers. The utility's cost for one such problem can range from \$200K up to as much as \$3M. Aggregated customer costs can range from \$100K up to \$5M. The benefit cost ratio for any one problem can range from 0.99 (<math>[\\$200k + \\$100k] / \\$304k</math>) to be as high as 26.3 (<math>[\\$3M + \\$5M] / \\$304k</math>). We usually avoid 4 to 5 smaller problems each year and a larger problem, with combined costs of \$1.53M, every 5 years. The yearly benefit cost is then <math>[4 * 0.99 + 1.53M / (304k * 5)] = 5.0</math>. Alternative(s): 1. Do nothing. Do not change existing Hazeltine system. Hazeltine has changed the production of their transmitters, forcing utilities to pay a premium for the transformers that is a fraction of the cost of upgrading to their Next Generation equipment. 2. Upgrade to Hazeltine's Next Generation system, changing station receivers and transmitters on each transformer. Total cost is about \$2.2 million. 3. Develop SCL proprietary network EMS system, capable of monitoring plus a new function of control of NP's, BTS's, and primary switches if they are added. Total cost ranges from \$7 million to \$17 million, depending on communications option selected. This excludes developmental costs. 4. Buy any upgrades from vendors only. Wait for Hazeltine or other vendors, to develop network EMS systems with the desired control and monitoring features. No products or competitors to Hazeltine are available at this time for cost estimates. 5. Add sensors to existing or future Hazeltine system to enhance the monitoring of the network environment. This would enable system operators to detect and respond to abnormal field condition and thereby improve customer reliability. 6. Continue existing program of upgrading the sensors to match the current SCL standard. In 2007 and 2008, review the Hazeltine program and determine if more significant upgrades are feasible. Presently, this is the recommended action and funding level for 2007 and 2008. The 2009 and beyond dollars are expected expenditures for the significant Hazeltine upgrades, if approved.</p>	System wide	\$895
------------------	---------------------------------	---	-------------	-------

\*Amounts in thousands of dollars.



## Appendix A: New or Expanded Capital Facilities

MC-CL- YN8130	Network Maintenance Hole and Vault Rebuild	<p>Rationale: The Network Maintenance Hole (MH) &amp; Vault Rebuild project provides reliable electric service by repairing or replacing damaged electrical maintenance holes/vaults and ducts located within the network. This project also reduces unsafe working conditions for our workers and potential hazards to the public. In the 1990s, licensed engineering consultants conducted a series of structural surveys on approximately 1,200 underground maintenance holes and vaults. Based on the survey, 38 MH/vaults have been repaired or replaced at a cost of \$14.1Million. Subsequent additional surveys have been done. Our prioritized list of facilities requiring major repairs or replacements includes replacing 78 MH/vaults and 350 vault roofs. The vaults that we are replacing for the 2007-2008 period have exceeded their expected lifetime. These are among the oldest facilities and include brick structures in Pioneer Square that are approximately 100 years old. Replacing now provides an opportunity to construct a route for bringing main stem feeder service cables through the Pioneer Square area and to a significant portion of the Downtown core area (City Hall, Justice Center, Seattle Municipal Tower) rather than using the Alaskan Way Viaduct structure. By repairing or replacing six manholes/vaults, rebuilding at least 10 vault/manhole roofs and 2,800 feet of old clay tile duct banks. Surveys performed by licensed civil engineering consultants have identified 78 maintenance holes/vaults requiring replacement as well as roofs for an additional 350 underground right-of-way facilities.</p> <p>Alternative(s): Alternative 1 - No Action: Vaults and maintenance holes with failing structures and grates would be left in place until catastrophic failure. Problems associated with deferring repair work include reduced worker and public safety, increased City liability, increased City paving expense, negative impacts on traffic flow through downtown when repairs are not coordinated with SDOT's paving operations, and loss of use of City Light facilities for customer service needs. The no action alternative is never an option as too many facilities are in states of failure that require at least temporary shoring and loss of use, and many require immediate repair. Alternative 2: Perform temporary fixes to the highest risk facilities until permanent repairs are made at some unspecified future date. Without a specific project to repair vaults and maintenance holes, temporary shoring systems installed in failed facilities has the following challenges: a) Electric crews cannot perform electric work in the failed facility with shoring left in place, effectively resulting in loss of use of the facility. b) Placement and removal of temporary shoring</p>	System wide	\$1,953
------------------	---	---	-------------	---------

*\*Amounts in thousands of dollars.*

## Appendix A: New or Expanded Capital Facilities

reduces productivity of field personnel. c) Wood shoring rots from continuous exposure to moisture has limited life in wet network environments. d) Temporary fixes using steel beams can be applied in facilities with few cables or obstructions from temporary supports. Such repairs require costly custom designs from Civil Engineers and could be applied only where manhole access is not needed for several years. Alternative 3 (Preferred): Make permanent repairs to those facilities in need and continually monitor condition of civil facilities. Work would be prioritized to those facilities in highest need of repair, those associated with new customer load additions and those affected by public right of way projects, such as street paving.

*\*Amounts in thousands of dollars.*

## Appendix A: New or Expanded Capital Facilities

MC-CL- YN8201	Union Street Substation Networks	<p>Rationale: The Union Street Substation Networks project provides sufficient and reliable electrical capacity for the growing power needs of our customers. It is a programmatic approach for comprehensive management of underground network assets (electrical and in some cases civil) serving customers in the area bounded by Yesler Street, Alaska Way, Pike Street, 6th Avenue, Union Street, the Freeway, University Street, 3rd Avenue and the Waterfront area from Denny to Yesler. The project goal is to increase the capacity of present Union Street Substation network feeder cables to their ultimate service build out limit (an overall increase of 128 MVA) as determined by Union Substations transformer capacity, with allowances for feeder imbalances, feeder diversity and diversity among sub-networks. We will re-conductor and re-route four targeted service feeders by the end of 2008 and perform associated work such as feeder balancing. This includes the work in support of finishing the main stem build out and to address capacity issues in the branch portion of the feeder service cables as needed in response to specific service requests, as well as analyses of branch cable congested areas. Work in 2007 and 2008 as well as successive years is necessary to be able to pick up loads that will likely be transferred from Broad Street sub-networks in 5 years. To meet the projected new loads on the Waterfront and at specific downtown core sites we need to complete re-conductoring and re-routing of four targeted service feeders by the end of 2008 and perform associated work such as feeder balancing that will be transferred from Broad Street, and may be transferred from Massachusetts Street; build and energize a new network substation at least six years before all Downtown network capacity is used so that service cutovers can be done with minimal impact to our customers. This work is essential to meet near term load requirements of the SAM/WaMu and Four Seasons projects. This critical project Alternative(s): Alternatives include: 1. Do nothing. Make no improvements to system reliability or additions to feeder capacity. This would allow customer load to continue growing without commensurate additions to capacity of feeders serving this area, ultimately leading to multiple cable failures and extended customer outages. This would reduce the reliability of the network system from its present level, subjecting it to more lengthy outages. 2. Reduce customer demand for more load with demand side management measures. This alternative was evaluated in the Network Strategic Systems Plan and found to have negligible ability to reduce customer demand in the network area. 3. Increase capacity of network feeders incrementally, as little as possible and as close to near-term load</p>	1312 Western AV	\$2,256
------------------	--	---	--------------------	---------

\*Amounts in thousands of dollars.

## Appendix A: New or Expanded Capital Facilities

requirements as possible. This is no longer feasible as the next increment of feeder capacity additions reach their final capacity targets. 4. Increase capacity of network feeders to the full limit of the substations capability to deliver power. 5. Add measures that improve system reliability to mitigate the severity of any network event. 6. Add measures that improve customer reliability by preventing the chain of events leading to major customer impacts.

*\*Amounts in thousands of dollars.*

## Appendix A: New or Expanded Capital Facilities

MC-CL- YN8202	Massachusetts Street Substation - Networks	<p>Rationale: The rationale for this project is to increase the capacity and reliability of present Massachusetts Street Substation network feeder cables to their ultimate service build out limit (an overall increase of 69 MVA), as determined by Massachusetts Street Substation's transformer capacity, with allowance for feeder imbalances, feeder diversity and diversity among sub-networks. The Alaska Way Viaduct project will require the relocation of all 13kV distribution feeders that are suspended from the viaduct. These include feeders serving Pioneer Square and the downtown core. Additional duct banks and electrical vaults must be built throughout the Pioneer Square area to accommodate the feeder relocations. Doing the engineering for this relocation during 2007 will ensure that timely civil construction can be done in order to avoid many conflicts with other utilities and mitigate some of the traffic impacts that will occur during the Viaduct and Seawall construction. Alternative(s): Alternatives include: 1. Do nothing. Make no improvements to system reliability or additions to feeder capacity. This would allow customer load to continue growing without commensurate additions to capacity of feeders serving this area, ultimately leading to multiple cable failures and extended customer outages. This would reduce the customer reliability of the network systems from its present level, subjecting it to infrequent but lengthier outages. 2. Reduce customer demand for more load with demand side management measures. This alternative was evaluated in the Network Strategic Systems Plan and found to have negligible ability to reduce customer demand in the network area. 3. Increase capacity of network feeders to the full limit of the substations capability to deliver power. 4. Add measures that improve system reliability to mitigate the severity of any network event. 5. Add measures that improve customer reliability by preventing the chain of events leading to major customer impacts.</p>	1555 Utah Ave S	\$3,643
------------------	---	--	--------------------	---------

*\*Amounts in thousands of dollars.*

## Appendix A: New or Expanded Capital Facilities

MC-CL- YN8203	Broad Street Substation - Network	<p>Rationale: Customer demand for higher loads continues. Capacity of the cables serving two sub-networks is near overload, requiring immediate attention to avoid cable failure and customer outages. In the next five years, customers are projected to exceed the capacity of cables in another five network subareas. This capital project addresses the means to serve customer demand for higher capacity. Reliability measures identified in the Network Strategic System Plan are incorporated into this capacity driven work. Without this critical project it is very likely that there will be insufficient reliable electrical capacity in the very near future to hook up new customers and to serve present customers such as the Westin building. The project goal increases capacity of present Broad Street Substation network feeder cables to their ultimate service build-out limit (an overall increase of just under 100 MVA) as determined by Broad Street Substation's transformer capacity. This project constructs ten vaults and ten blocks of duct banks, re-conductors and relocates three primary feeders per year, upgrades/optimizes network transformers as needed, reduces secondary bus ties (reduce the size of the secondary grid resulting in greater reliability), and performs ancillary work. Alternative(s): Alternatives include:</p> <ol style="list-style-type: none"> <li>1. Do nothing. Make no improvements to system reliability or additions to feeder capacity. This would allow customer load to continue growing without commensurate additions to capacity of feeders serving this area, ultimately leading to multiple cable failures and extended customer outages. This would reduce the customer reliability of the network systems from its present level, subjecting it to infrequent but lengthier outages.</li> <li>2. Reduce customer demand for more loads with demand side management measures. This alternative was evaluated in the Network Strategic Systems Plan and found to have negligible ability to reduce customer demand in the network area.</li> <li>3. Increase capacity of network feeders incrementally, as little as possible and as close to near-term load requirements as possible.</li> <li>4. Increase capacity of network feeders to the full limit of the substations capability to deliver power.</li> <li>5. Add measures that improve system reliability to mitigate the severity of any network event.</li> <li>6. Add measures that improve customer reliability by preventing the chain of events leading to major customer impacts.</li> </ol>	319 6th AVE N	\$2,760
------------------	---	--	---------------	---------

*\*Amounts in thousands of dollars.*

## Appendix A: New or Expanded Capital Facilities

MC-CL- YN8301	First Hill - Network	<p>Rationale: At present, capacity of the cables serving the First Hill network is exceeded in several areas, requiring operation restrictions to avoid cable failure and customer outages. In the next few years, four or more large customer loads are expected to be added, exceeding the capacity of cables. Based on projected new loads within the First Hill area (Harborview and Swedish Medical Centers), the electrical capacity of the cables serving the sub-network will be exceeded, requiring immediate action to avoid cable failures and long costly customer outages. This project will provide and overall electrical capacity increase of 32.4 MVA for First Hill Substation customers. Alternative(s): Alternatives include: 1. Do nothing. Make no improvements to system reliability or additions to feeder capacity. This would allow customer load to continue growing without the department making commensurate additions to capacity of feeders serving this area. This would ultimately lead to multiple cable failures and extended customer outages. This would also leave the customer reliability of network systems at its present level, subject to infrequent but lengthy outages. 2. Reduce customer demand for more loads with demand side management measures. This alternative was evaluated in the Network Strategic System Plan and found to have a negligible ability to reduce customer demand in the network area. 3. Increase capacity of network feeders incrementally, as little as possible and as close to near-term load requirements as possible. 4. Increase capacity of network feeders to the full limit of the substation's capability to deliver power. 5. Add measures which improve system reliability to mitigate the severity of any network event. 6. Add measures which improve customer reliability by preventing the chain of events leading to major customer impacts.</p>	1100 Madison St	\$3,817
------------------	-------------------------	--	--------------------	---------

*\*Amounts in thousands of dollars.*

## Appendix A: New or Expanded Capital Facilities

MC-CL- YN8404	Denny Substation - Network	<p>Rationale: This project is a result of a four years of advocacy by customers to make sure that the electrical distribution system has sufficient capacity to meet the projected loads in the rapidly growing area of North Downtown, and that the system has the reliability and voltage stability to support the research activities of the emerging biotech industry there. The principal stakeholders are the Fred Hutchinson Cancer Research Center, the UW School of Medicine, the Seattle Biomedical Research Institute, Rosetta Inpharmatics, ZymoGenetics, Children's Hospital and Medical Center, and the startups at the Accelerator Project. This five to seven year infrastructure project is specifically tailored and designed to the core needs of this business sector in the North Downtown area. The research activities and the laboratory equipment are so sensitive to system reliability and voltage stability that this area requires an extraordinary level of service from the utility. The motto is "World class research requires world class facilities.". The utility through this project is a partner in that effort. Because existing City Light substations cannot accommodate the new network feeders, this project requires the construction of a new North Downtown substation in a three to five year period, proposed as project 7757, North Downtown Substation Development. This network project cannot exist without the new substation. Alternative(s): 1. Enhance the service using non-network feeders from other substations. 2. Have individual customers invest in private reliability improvements. 3. Install network system in core service area, including the biotech industries. 4. Install network system throughout North Downtown area. Option 1 is not feasible because the availability of feeders from adjacent substations is limited and in question over time. Option 2 has been tried recently, but did not meet the reliability needs of this set of customers. Option 3 is the recommended option, as it is effective in meeting the need and cost effective. Option 4 includes all customers in the area, which is not necessary and expensive.</p>	Valley Street	\$6,995
------------------	----------------------------------	--	---------------	---------

*\*Amounts in thousands of dollars.*



## Appendix A: New or Expanded Capital Facilities

MC-CL- YN8464	University Substation - Network	<p>Rationale: This project increases electrical capacity and reliability for University Substation customers in response to increased customer demand. At present, capacity of the cables serving the University network is exceeded in several areas, requiring operation restrictions to avoid cable failure and customer outages. In the next few years, larger customer loads are expected to be added, exceeding the capacity of cables. Based on projected new loads within the University area (University of Washington, Sound Transit) the electrical capacity of the cables serving the sub network will be exceeded, requiring immediate action to avoid cable failures and long costly customer outages. Alternative(s): 1. Do nothing. Make no improvements to system reliability or additions to feeder capacity. This would allow customer load to continue growing without the department making commensurate additions to capacity of feeders serving this area. This would ultimately lead to multiple cable failures and extended customer outages. This would also leave the customer reliability of the network system at its present level, subject to infrequent but lengthy outages. 2. Reduce customer demand for more loads with demand side management measures. This alternative was evaluated in the Network Strategic System Plan and found to have negligible ability to reduce customer demand in the network area. 3. Increase capacity of network feeders incrementally, as little as possible and as close to near term load requirements as possible. 4. Increase capacity of network feeders to the full limit of the substation's capability to deliver power. 5. Add measures which improve system reliability to mitigate the severity of any network event. 6. Add measures which improve customer reliability by preventing the chain of events leading to major customer impacts.</p>	645 NW 45Th	\$412
MC-CL- YR8322	Dallas Ave. 26 kV Crossing	<p>Rationale: Boeing and the other industrial customers in this area have critical facilities (e.g., Boeing wind tunnels) that depend on reliable power. The additional feeders assure reliable power supply to Boeing's operations and local industrial plants and residences. The Boeing Company has lobbied our management and the City Council to ensure that this line is replaced. Alternative(s): The do nothing alternative would leave Boeing and others with reduced reliability and in violation of previous SCL commitment.</p>	Dallas Ave S	\$4,626

\*Amounts in thousands of dollars.

## Appendix A: New or Expanded Capital Facilities

MC-CL- YR8351	Overhead Equipment Replacements	Rationale: Equipment that is aging, overloaded, or of an outdated design poses a risk to the reliability of the system and could lead to unplanned outages and additional restoration expenses. By replacing the oldest and failing parts of our system, and those parts that are not made anymore, and we have no spare parts. We will replace items such as rotten and damaged cross-arms, transformers, hardware, old lead cable, PCB transformers, etc. By doing so, the system will be more maintainable and customer outages will be fewer and not as long. Alternative(s): The do nothing alternative leaves the existing system in place. As the aging and outdated equipment fail they will cause unplanned outages. This necessitates the immediate, unplanned replacement of these facilities. This causes hardship for the customers that are impacted and increased expense for City Light, especially if overtime is required to get the customers re-energized.	System wide	\$47,229
MC-CL- YR8353	Underground Equipment Replacements	Rationale: Avoid unplanned outages or interruption of service due to equipment failure. Alternative(s): The do nothing alternative would allow the equipment to deteriorate beyond its useful life and result in increased outages to customers.	System wide	\$28,939
MC-CL- YR8355	Overhead Customer Driven Capacity Additions	Rationale: This project adds capacity to the distribution system to accommodate increased load from new services. Alternative(s): The do nothing alternative leaves the existing system in place. New loads added to the system will adversely impact system reliability and voltage stability. It may be necessary, if the load increase is significant, to deny new service connections if the feeder capacity is inadequate.	System wide	\$4,547
MC-CL- YR8356	Overhead System Capacity Additions	Rationale: This project adds capacity to the distribution system to maintain the reliability level for the existing customers on the system and accommodate the increased load from new services. Alternative(s): The do nothing alternative leaves the existing system in place. New loads added to the system will adversely impact system reliability and voltage stability. It may be necessary, if the load increase is significant, to deny new service connections if the feeder capacity is inadequate.	System wide	\$3,410
MC-CL- YR8358	Overhead 26kV Conversion	Rationale: The existing 4kV equipment has lasted beyond its useful life and is no longer supported by manufacturers. In some places, the 4kV system no longer has the capacity to carry the system loads we are now experiencing. The system also demands ever increasing O&M resources. Alternative(s): The do nothing alternative leaves the 4kV system in place. The capacity concerns will remain and grow worse as more loads are added to the system. Obtaining 4kV equipment will become increasingly difficult and O&M will increase as the system continues to age.	System wide	\$2,468

\*Amounts in thousands of dollars.

## Appendix A: New or Expanded Capital Facilities

MC-CL- YR8360	Underground Customer Driven Capacity Additions	Rationale: This project adds capacity to the distribution system to accommodate increased load from new services. Alternative(s): The do nothing alternative leaves the existing system in place. New loads added to the system will adversely impact system reliability and voltage stability. It may be necessary, if the load increase is significant, to deny new service connections if the feeder capacity is inadequate.	System wide	\$3,429
MC-CL- YR8361	Underground System Capacity Additions	Rationale: This project adds capacity to the distribution system to maintain the reliability level for the existing customers and accommodate the increased load from new services. Alternative(s): The do nothing alternative leaves the existing system in place. New loads added to the system will adversely impact system reliability and voltage stability. It may be necessary, if the load increase is significant, to deny new service connections if the feeder capacity is inadequate.	System wide	\$2,807
MC-CL- YR8362	Underground 26kV Conversion	Rationale: This project increases capacity to deliver power to City Light customers, rebuilds and maintains the backbone of the system, saves energy by reducing transformer and line losses, improves quality and reliability of service to customers, and releases unit substation properties for better neighborhood uses. Alternative(s): The do nothing alternative leaves the 4kV system in place. The capacity concerns will remain and grow worse as more loads are added to the system. Obtaining 4kV equipment will become increasingly difficult and O&M will increase as the system continues to age. Operations and maintenance costs are not expected to change as a result of this project. The Capitol Hill Underground Ordinance area does not have capacity at 4 kV to serve the load growth in the area, thus requiring City Light to install vaults, ducts and underground at 26 kV.	System wide	\$1,026

*\*Amounts in thousands of dollars.*

## Appendix A: New or Expanded Capital Facilities

MC-CL- YR8425	Distribution Automation	<p>Rationale: The new distribution switching equipment is capable of intelligent controls. The integration of this equipment into Seattle's distribution system will provide significant benefits and will set the stage for a Smart Distribution System that will become one of the main components of a Smart Grid. S&amp;C Electric offers first generation switching equipment with compatible intelligence built in. Through this CIP, the Smart Distribution infrastructure can be designed, constructed, and operated until fully built out. With SMART GRID in place, operators of the distribution system can optimize the operation of our distribution system, reducing time for outage restoration and preventing some outages in the first place. A smart distribution system can also provide real time data of the system, maximizing the capability of the system, and may allow for deferment of capital expenditure. A fiber cable system that can support this operation has been partially constructed. This fiber ring project can continue and be expanded to provide adequate coverage for Smart Grid and other communication needs of Seattle City Light in the future. Fiber optics communication allows secure communications and meets NERC Cyber Security requirements. As the power system is changed or redesigned through usual needs to serve customers, automated switches can be installed in consonance with the integrated DA plan. Eventually the whole distribution system in Seattle Service Area would have a capability to become a Distribution Automation system. Alternative(s): 1. Business as Usual. Automatic switches will be installed as need arises. Power system switching will be done through manually operated switches. Outage restoration will depend on feeder patrols. 2. Expand pilot projects. Candidates are SODO, which is highly congested with power lines and serves the industrial customers, White Center &amp; Burien areas, which have potential for growth, and south Duwamish commercial area. Include the South Lake Union area when the City decides to proceed with the development. Required? Yes. Distribution Automation needs to be a properly funded project. City Light will have a distribution system ready to deliver automation as part of a SMART GRID initiative.</p>	Citywide	\$3,087
------------------	----------------------------	--	----------	---------

*\*Amounts in thousands of dollars.*

## Appendix A: New or Expanded Capital Facilities

MC-CL- YR8452	Pole Attachments	<p>Rationale: City Light is legally and contractually obligated to make space available on its facilities to government and private entities for communication and other purposes. Customers wishing to utilize space on City Light facilities are required to pay in advance for any necessary work required to provide the necessary space and minimum clearances to the electrical equipment. This ensures that the attachments meet all applicable federal, state and local safety codes. Customers are not allowed to make any attachments until all make ready work, including tree trimming, has been completed and the system made safe for the communication worker. Speed to market in the communications industry is critical for them to maintain their competitive advantage. Customers pay in advance for City Light crews to complete this work on overtime, without interrupting the normal assignments of the crews. All construction charges are deposited into the Light Fund. New wireless facilities and pole attachments generate an additional \$100,000 in rental revenue annually. Currently \$3.3 million in annual rental revenue is being generated and will continue to increase as construction and make ready work is completed. All rental revenue is deposited into the Light Fund. The communications industry and associated technology are growing at an astounding rate. City Light has experienced a 375 percent increase in pole attachment applications since 2007. All trends indicate that this growth will increase by an average of 24 percent annually. This does not take into account major initiatives such as fiber to the home, Advanced Metering Infrastructure (AMI), or vast expansion of existing networks and Distributed Antenna Systems (DAS). Completing the construction for make ready work and wireless facilities will enable City Light to fulfill its legal and contractual obligations to our customers. Customers will be provided a small measure of rate relief through increased revenue streams from these additions. Alternative(s): It is possible that some or all of this construction work could be outsourced to electrical utility construction companies. This alternative presents obstacles like logistics, compatible parts, quality control, and required electrical reviewers. These challenges negate any cost savings and sometimes take longer to construct.</p>	System wide	\$17,110
MC-CL- YS7121	Replace Breakers BPA Covington and Maple Valley Substations	<p>Rationale: City Light's interconnection agreement with Bonneville Power makes City Light the owner of the breakers in the Maple Valley Yard. City Light is required by this agreement to make upgrades as required. The breakers are currently over capacity due to the addition of another 500 kV line into the area. Alternative(s): If SCL does not replace</p>	Kent	\$3

\*Amounts in thousands of dollars.

## Appendix A: New or Expanded Capital Facilities

		the breakers, they may be forced to do so through legal means due to a breach of contract.		
MC-CL-YS7750	Substation Plant Improvements	Rationale: The Power Stations CIP Review Committee evaluates subprojects for this category based on cost benefit ratios and departmental policies. Proposed work includes seismic improvements to old buildings, refurbishment of concrete buildings, upgrades to potable water systems, and construction of storage facilities for materials and tools. Incidental work that Power Stations do to improve station security is also funded in this project. Alternative(s): The water system at the North Substation is old, deteriorating, and becoming unreliable for drinking and for fire protection. Allowing the present systems to deteriorate may endanger employees and further put the safety and reliability of key system resources at risk. Additional seismic improvements are planned at Broad Street substation. Refurbishment of concrete structures is planned at North Substation. Storage facilities for tools and safety protective ground cables are planned for Delridge and East Pine substations. There are several levels of alternatives for improving security at Seattle City Light's fourteen substations. They range from installing more effective perimeter fencing, to adding remote monitoring systems, to catch intruders.	System wide	\$921
MC-CL-YS7751	Substation Capacity Additions	Rationale: We plan to design the feeder get-aways to carry power from substations as needed. Alternative(s): The alternatives to making capacity additions to existing substations are: 1. Accepting limitations on service to customers. 2. Successfully promoting voluntary power demand reductions. 3. Meeting capacity demand increases by new substations and transmission lines.	System wide	\$2,239
MC-CL-YS7752	Substation Equipment Improvements	Rationale: The project includes a regular program of critical electrical equipment replacements at the substations, because this equipment becomes less reliable as it ages. The 2005-2006 plans continue a program to provide supervisory control of breaker functions. This allows remote control and monitoring of substation equipment from the System Control Center, which allows the System Control Center to diagnose the seriousness of an equipment malfunction or switch equipment more quickly. This allows a faster response time to correct system instability or outages. Alternative(s): This project is where the utility funds work on equipment that the maintenance review process identifies as being more cost effective to replace or refurbish than to continue to maintain. A review team prioritizes replacements by their criticality rating. This is a figure provided by the System Control Center that identifies the components of Seattle's distribution infrastructure that are especially important to the system as a whole. For example,	System wide	\$6,326

\*Amounts in thousands of dollars.

## Appendix A: New or Expanded Capital Facilities

		an equipment failure at Broad Street Substation may cause more of a problem than one at Canal Substation because it is not as easy to switch loads into the network grid.		
MC-CL- YS7753	Relaying Improvements	Rationale: Relays are protective devices that guard system components when electrical equipment fails. When a relay senses a problem with a major piece of equipment, it opens the circuit flowing to that component and isolates it from the rest of the electrical system. This protects the rest of the distribution system from potentially cascading effects if one part fails to operate properly. Recent technological advances in relay and protection equipment and software allow remote control and documentation of system events. The work plan includes installing digital fault recorder (DFR) equipment and software at the substations. City Light is changing electro-mechanical relay components to electronic, programmable devices. This will make it easier to detect and manage equipment problems. Alternative(s): Almost every change out of high voltage substation equipment requires that its relay and metering be reset and modified. Not continuing to have a significant relay improvement program would keep us using old technology that is not maintained by its manufacturers.	System wide	\$5,275
MC-CL- YS7755	Substations Demand Driven Improvements	Rationale: Requests from other agencies typically occur without enough notice to be included in the biennial budgeting process. The Power Stations Division budgets a nominal sum for each year to cover requests and to request spending authority. Alternative(s): The alternative to implementing regional demands is failing to meet City commitments to regional agreements.	System wide	\$1

\*Amounts in thousands of dollars.

## Appendix A: New or Expanded Capital Facilities

MC-CL-YS7756	Interbay Substation - Development	<p>Rationale: The Broad Street Substation is reaching its capacity to serve the network and the growing South Lake Union neighborhood. The limiting factor is an inability to construct additional underground feeders to carry electrical current in to the area. The existing 26 kV distribution system and substations are becoming overloaded and a new 26-kV substation will feed the areas load growth. The 115 kV ring bus work at Broad Street and Canal Substations will provide the connections to the transmission system. The new substations will provide 10 to 15 new 26 kV getaways, adding to the distribution network and providing a new path for power to the area. Because City Light already owns property for a station in Interbay, it is the nearest opportunity we have to add capacity in the western part of the service area that will off-load demand from the Broad Street Substation for the South Lake Union district. Developers who are interested in projects in the SLU district want to know that City Light will be able to serve their needs reliably. Alternative(s): 1. Not build the new substation. 2. Option one build: Contract out the design and construction 3. Option two build: Have City Light design and integrate the facility into the distribution system, and construct the facility. It requires at least 36 months to site, contract for design, construct, and energize a distribution substation. There are several alternatives such as installing distributed generation facilities to meet load growth. City Light has considered constructing additional transmission corridors from the University Substation and/or Canal Substation. Both alternatives require crossing a body of water, which are expensive options even if environmental challenges do not delay or halt progress. Given the recognized growth in South Lake Union, City Light selected the most cost effective and achievable option - constructing a station at Interbay to serve the growing load in that part of the service territory.</p>	17th Ave West	\$86
MC-CL-YS7776	Substation Transformer Replacements	<p>Rationale: To replace aging substation transformers before they fail in service. Alternative(s): The alternative is to accept the risk of a transformer failure and the consequent added cost and time for emergency replacement.</p>	2136 N 163rd St, Shoreline	\$2,918
MC-CL-YS7779	Substation Breaker Replacements and Reliability Additions	<p>Rationale: To replace aging substation circuit breakers before they fail in service. Alternative(s): The alternative is to accept the risk of a transformer failure and the consequent added cost and time for emergency replacement.</p>	System wide	\$5,656

\*Amounts in thousands of dollars.



## Appendix A: New or Expanded Capital Facilities

MC-CL- YS7783	Substations Oil Containment	<p>Rationale: The rationale of this project is to get City Light into compliance with the Clean Water Act regulations (Title 40, Code of Federal Regulations, Part 112) which require that oil containment measures be taken that will prevent oil spills into any streams or open bodies of water. During preparation of the Oil Spill Plans required by the regulations, a comparison of existing oil containment facilities was made with the recently revised (August 2002) regulations, which resulted in discovery of instances at 11 of our substations of design problems or capacity problems that should be resolved to fully meet the regulations. Substation Scope of Recommended Oil Containment: (Scott McLean's project estimates) Duwamish Sub - Add oil containment at the bus bays and potential transformers. Major issues are proximity to the Duwamish River, which with porous soils raises the prospect of an oil spill finding its way to groundwater and into the river in a short period of time. Broad Sub - Remedy the insufficient capacity of the oil containment system and lack of impervious sumps. Major issue with the existing system is that spilled oil can overflow the undersized unlined sumps into the combined yard drain sys (i.e. combined drainage and oil containment system) and from there into City drains. There is no oil containment in the E yard. Improve the system or set up a contingency plan. Bothell Sub 1. Provide lining for the currently unlined sumps at transformers and OCBs, and provide for separating the oil containment system from the drainage system. Major issues include unlined sumps; no oil containment for oil tanks at west side next to wetland, combined drainage/oil containment system can spread an oil spill into the yard gravel. 2. Retrofit with impervious sumps at bulk storage tanks with normally closed valve. 3. Pipe 3 CBs at SW yard to MH with OSV. East Pine Sub - Remedy the undersized combined oil containment system, which has the potential of overflowing i</p> <p>Alternative(s): 1. Implement improvements recommended by Oil Spill Plans as soon as possible, to obtain compliance with the applicable federal regulations (Title 40, Code of Federal Regulations, Part 112). 2. Implement recommended improvements over a phased period of time, to obtain compliance with the applicable federal regulations (Title 40, Code of Federal Regulations, Part 112), giving priority to the sites of highest environmental risk. This is the selected alternative. 3. Do nothing.</p>	System wide	\$245
------------------	--------------------------------	--	-------------	-------

*\*Amounts in thousands of dollars.*

## Appendix A: New or Expanded Capital Facilities

MC-CL- YS8424	Substation Automation	<p>Rationale: Seattle City Light's (SCL) remote monitoring and control of critical substation equipment from our system control center dates from the 1970s, when SCL led the industry's development. The basic configuration in each substation is unchanged since those early days. The configuration consists of a Remote Terminal Unit (RTU), which collects electric system measurements and status; forwards them promptly to the control center; conveys power dispatcher commands back to the substation to operate high voltage switches and circuit breakers for electric system reconfiguration in real time. Industry developments and the toll of decades have made necessary the upgrade of this system. The existing Remote Terminal Unit equipment is 40 years old, wearing out and cannot be replaced in kind because the equipment is no longer manufactured. It has insufficient capacity to address the needs of added substation sensors and controls, cannot offer the computerized capabilities of new technology, cannot support automation of the distribution system feeders radiating from the substations, is too slow to meet the speed requirements of new control applications, is energy inefficient and cannot support modern demands of sophisticated asset management of expensive high-voltage equipment, and it doesn't provide the insight into the operation of the substation that today's staff could be using to improve operation and maintenance practices. Further, an RTU failure will significantly affect the operation of the Automatic Generation Control (AGC) at the EMS. The AGC relies heavily on the RTU for accurate data acquisition of real time power flow on transmission lines to neighboring utilities, comprising the Western Interconnection governed by the Western Electricity Coordinating Council (WECC). The AGC enables the proper allocation of a pool of power generation to the appropriate load required by each utility customer. Loss of AGC due to RTU failure will in turn cause fines from the appropriate Alternative(s): Option I - Replace at Failure: This strategy poses significant business risk that will grow as the equipment ages. Currently, the average age is about 40 years old. This analysis assumes that this equipment will fail at an increasing rate at or before reaching 60 years old. The current technology can no longer be replaced or maintained because it is no longer manufactured. When the RTU fails, it will take one year to replace and require one year of manual operation, which adds approximately \$1Million of additional labor costs above the \$1.3 Million planned cost of replacement. Should SCL lose more than 2 RTUs in one year, it would take longer to replace and require more labor to manually operate the</p>	System wide	\$1,270
------------------	--------------------------	--	-------------	---------

*\*Amounts in thousands of dollars.*

## Appendix A: New or Expanded Capital Facilities

substations. However, replacing this equipment with modern technology will set the foundation to support future smart grid applications like AMI (Advanced Metering Infrastructure), OMS(Outage Management System), Asset Management applications, Distribution Automation, and reactive power management, to name a few. It will also allow SCL to meet future NERC compliance requirements for substation equipment and install intrusion control measures for substation security. Option II - Preferred Option: Planned RTU Replacement over 7 Years at a rate of 2 per year. This option will: Remove existing RTU. Install new server systems in every substation. Install supervisory control of feeders (30 feeders for each station) that serve network loads to allow remote control of feeder breakers from the EMS. Install group control of network feeders to enable load restoration in case of a sub-network or total substation outages. Install new annunciators and monitors for productive operator interfaces. Two other options were discussed but not pursued for this analysis. One alternative considered adding a server to each substation over 7 years, but did not propose to connect it.

MC-CL- YT7011	Transmission Capacity	<p>Rationale: The capacity of the system is based on winter and summer peaks, weather conditions, and N-1 criteria. Additional capacity shall be added to meet the planning criteria for power delivery of new load demand.</p> <p>Alternative(s): If transmission lines are overloaded, overhead wires could sag beyond National Electric Safety Code clearances causing an unsafe condition, and underground lines could exceed the insulation's temperature rating causing damage to the cable. In order to avoid these situations from overload, which could cause long term outages; shorter term load shedding would be used.</p>	System wide	\$17
MC-CL- YT7104	Transmission Reliability	<p>Rationale: As structures, insulators and conductors reach their end-of-life expectancy and need to be replaced to maintain existing systems. To meet the National Electric Reliability Council and Western Electricity Coordinating Council reliability criteria, it is necessary to add additional transmission lines that are not capacity driven. Wood poles will have a shorter replacement life of approximately 40-60 years depending on condition assessment. Alternative(s): Allow the lines to fail before replacing them. This can cause a dangerous safety issue and will reduce the availability of the system at unscheduled and inopportune times. The August 2003 East Coast blackout has shown that inattention to the transmission system has large implications.</p>	System wide	\$2,250

*\*Amounts in thousands of dollars.*

## Appendix A: New or Expanded Capital Facilities

MC-CL- YT7105	Transmission Inter-Agency	Rationale: Seattle City Light is required to relocate facilities at the request of other agencies. Drivers for the relocations are road realignments, construction of facilities, regional upgrades, and changes in lighting. Inter-agency projects may or may not be reimbursable depending on real estate drivers. Alternative(s): Do not meet other agencies needs and potentially delay local, state, or regional construction programs. If interagency agreements are not met, there are usually contractual, permit, or franchise rights involved, which could lead to litigation.	System wide	\$642
MC-CL- YT7125	Denny Substation Transmission Lines	Rationale: No Rationale Provided. Alternative(s): No Alternatives Provided.	System wide	\$227
MC-CL- YT8461	Transmission Line Inductor Installation	Rationale: Rationale: This project is based upon a Memorandum of Agreement (MOA) between Bonneville Power Administration (BPA), Puget Sound Energy (PSE), and Seattle City Light (SCL), aimed at improving the reliability of the regional electric grid in the Puget Sound Area Northern Intertie (PSANI). Since the early 2000's, BPA has limited energy transfers between the Puget Sound area and Canada due to congestion in the Puget Sound Area. This project will reduce congestion and upgrade the reliability of the transmission system, reducing the risk of region-wide customer power outages in the future. Objectives for this project include: 1. Install series inductors on the Massachusetts to Union to Broad (MA-US-BR) and Denny to Broad (DN-BR) 115kV Underground Transmission Cable Lines in the downtown Seattle Transmission System by 2017. 2. Complete all Transmission System Improvements within the 2013 - 2018 CIP Forecast and Budget. 3. Complete all agreed upon Transmission System Improvements per the MOA by the end of 2017. 4. Complete necessary upgrades to existing substation and transmission equipment or structures to support Seattle City Light's 2013 - 2018 Strategic Plan Initiative for Transmission System Improvements. Project Goals: 1. Enhance customer experience and service reliability for SCL customers. 2. Reinforce transmission interties and interconnections with PSE and BPA. 3. Improve SCL asset strengths and load capacity on existing transmission systems. 4. Reduce the risk of region-wide customer power. Alternative(s): City Light belongs to the Columbia Grid, a regional transmission planning organization. SCL and other Columbia Grid members considered alternatives such as new phase shifting transformers, 500kV transmission lines, and additional underground cables. The goal of the regional analysis was to minimize costs and impacts using a one-utility approach for solving the transmission congestion	System wide	\$8,164

\*Amounts in thousands of dollars.

## Appendix A: New or Expanded Capital Facilities

		issues. The selected projects were chosen after two years of transmission system studies and analysis. The 2011 report can be found in City of Seattle Ordinance 123779, as an attachment with a table of the alternatives considered.		
MC-CL- ZL8377	Transportation Streetlights	Rationale: 2010 EMS Streetlighting that SCL owns may need to be relocated for transportation purposes, just as other SCL facilities. Often SCL will pay to move all types of its facilities if a project is deemed a Transportation Project. Utilizing SDOT as the design and construction management consultant allows SCL to avoid being in the critical path of transportation projects. It also allows for leveraging engineering staff. Alternative(s): The do nothing alternative would hamper transportation projects and cause delays to the public.	System wide	\$5,601
MC-CL- ZL8378	Streetlights: Arterial, Residential and Floodlights	Rationale: Streetlights and floodlights are provided in public right of way, and on private property, for either public or private benefit. Often these lights are attached on existing City Light wood poles, but they may also be installed on separate metal poles, depending on the application. City Light owns the arterial and non-arterial lighting systems throughout the City of Seattle per Ordinance 119497. In other jurisdictions, franchise agreements may dictate City Light's requirement to support lighting needs. City Light has historically provided the resources to install street lighting. These capital costs are then reimbursed by the requesting party through monthly billing according to Seattle Municipal Code 21.49.060, Schedule T, Option C. Alternative(s): The do nothing alternative would deny new lighting, a service authorized by ordinance. In residential areas, public safety would remain at present levels. Along arterials, the existing aging system would deteriorate beyond usefulness and lag behind improved lighting standards.	System wide	\$7,197
MC-CL- ZL8441	Streetlight LED Conversion Program	Rationale: 2010 EMS - This project will reduce annually energy consumption by 40% (for those lights replaced), provide Greenhouse Gas Avoidance of 5,446 metric tons of carbon per year, and reduce maintenance cost of the Utility's streetlight system. The savings in energy and maintenance costs will pay for the initial investment within the life of the new system. The overall goal of this project is to improve customer service and reduce cost. With a total system conversion, it is estimated that annual operating costs will be reduced from \$10,180,213.59 per year to \$6,510,231.31 per year. Debt service for system conversion capital cost may be made with these savings. Through 2011, 20,000 cobrahead residential fixtures have been installed. In 2012, residential conversion will take place from the southern border of City Light's service area to Brandon St. The 2013 conversion effort includes residential and minor	Citywide	\$2,250

\*Amounts in thousands of dollars.

## Appendix A: New or Expanded Capital Facilities

		collector arterials in Zone 2 (250 watt High Pressure Sodium replacements), from Brandon St to Denny Way. Complete conversion of the residential streetlights completion anticipated by the end of 2014. Arterial cobrahead luminaire conversion will continue through 2017. Ornamental LED conversion anticipated through 2021. Alternative(s): No Alternatives Provided.		
MC-CL-ZL8481	Seattle Waterfront Streetlight Installation	Rationale: No Rationale Provided. Alternative(s): No Alternatives Provided.	1312 Western AVE	\$365
MC-CL-ZS8054	Meter Additions	Rationale: Background: Of the 400,000 meters in City Light's metering system, approximately 80,000 are older than 30 years. City Light's Rates Unit estimates that replacing the meters would result in an increase in revenues of more than \$450,000 annually. City Light has a fiduciary responsibility to continually update the metering system. Due to continuous budget constraints, both in labor and material, targets of 10,000 obsolete meter exchanges were reduced in 2000, 2006 and 2008 to our current level of 5300, thus the backlog of older meters continues to increase. Methodology: New Service Installations: Over the past 9 years, new or upgraded services have averaged 5,500 a year. Material budgeting was based on a 2006 to 2008 average and current labor figures. These project funds support the demands of new construction and upgraded services. Obsolete Meter Exchange: The life cycle of a meter is 30 years based on the electro-mechanical meter. However, current and future electronic technology may reduce this life-span up to 50%. Older meters slow with age, resulting in a loss of revenue to the Department. Obsolete meters can account for up to 3 percent loss in department revenue. The Technical Metering Unit expects to exchange 10,000 obsolete meters annually starting in 2013 through 2016. Alternative(s): 1. Continue to replace obsolete meters at current level of 5,300 annually. City Light could not accurately bill for electrical consumption. Incur loss of City Light revenue due to slow meters. Results in increasing backlog of meters over 30 years old. Increased future utility costs due to replacing obsolete meters at an accelerated pace with higher labor and material costs. 2. Continue to replace obsolete meters at higher level of 10,000 annually. Increase number of customers who receive accurate and timely bills. Reduce loss of utility revenues due to slow meters. Avoid higher cost of meter replacement when meters fail.	System wide	\$4,151

\*Amounts in thousands of dollars.

## Appendix A: New or Expanded Capital Facilities

MC-CL-ZS8350	Overhead Outage Replacements	Rationale: During unplanned outages, work often must be done that requires the complete replacement, rather than repair just one piece of equipment that is normally capitalized. This includes poles and transformers. This project is intended to capture those expenditures. Alternative(s): During an unplanned outage, feeder switching will restore most, if not all of the affected customers. The do nothing alternative possibly leaves the few affected customers without power. The system also remains in its damaged condition which severely limits the flexibility to switch the feeders to allow for other outages, both planned and unplanned. Planned outages are needed to accommodate line moves and other system work.	System wide	\$1,162
MC-CL-ZS8352	Underground Outage Replacements	Rationale: During unplanned outages, work often must be done that requires the complete replacement rather than repair just one piece of equipment that is normally capitalized. This includes cable and transformers. When there are no customer outages, the goal is to restore the system to its normal configuration within two months, unless customer driven construction mandates an earlier deadline or the magnitude of the scope of the outage makes this impractical. Alternative(s): During an unplanned outage, feeder switching will restore most, if not all, of the affected customers. The do nothing alternative possibly leaves the few affected customers without power. The system also remains in its damaged condition which severely limits the flexibility to switch the feeders to allow for other outages, both planned and unplanned.	System wide	\$2,563
MC-CL-ZS8363	Network Additions and Services: Broad Street Substation	Rationale: The Broad Street Substation Network Additions and Services project connects approximately five small, four medium, and five large properties costing \$4.6 million and performs capacity additions work associated with service connections. These connections include condominiums, office buildings, medical facilities, hotels, and commercial and apartment buildings. Alternative(s): No Alternatives Provided.	319 6th AV N	\$9,637
MC-CL-ZS8364	Network Additions and Services: First Hill, Massachusetts, Union & University	Rationale: This Network Additions and Services project for the customers in the First Hill, Massachusetts, Union, and University District network areas provides service connections to approximately nine small, five medium, and four large properties costing \$3.5 million. These connections include condominiums, office buildings, medical facilities, hotels, and commercial and apartment buildings. Alternative(s): No Alternatives Provided.	1555 Utah AV S	\$8,204

\*Amounts in thousands of dollars.

## Appendix A: New or Expanded Capital Facilities

MC-CL-ZS8365	Large Overhead and Underground Services	<p>Rationale: There is a continuous demand for additional electric power services as new construction and renovation work occurs. Seattle City Light provides service to new customers in a safe, reliable, timely, and cost effective manner as a means to fulfill its commitment to be a customer and community focused organization.</p> <p>Alternative(s): Each service connection may have unique aspects that would require or facilitate design, construction, and financing alternatives. Seattle City Light will fully consider alternatives as a means to fulfill its commitment to be a customer and community-focused organization.</p>	System wide	\$5,335
MC-CL-ZS8366	Medium Overhead and Underground Services	<p>Rationale: There is a continuous demand for additional electric power services as new construction and renovation work occurs. Seattle City Light provides service to new customers in a safe, reliable, timely, and cost-effective manner as a means to fulfill its commitment to be a customer and community focused organization.</p> <p>Alternative(s): Each service connection may have unique aspects that would require or facilitate design, construction, and financing alternatives. Seattle City Light will fully consider alternatives as a means to fulfill its commitment to be a customer and community-focused organization.</p>	System wide	\$22,701
MC-CL-ZS8367	Small Overhead and Underground Services	<p>Rationale: There is a continuous demand for additional electric power services as new construction and renovation work occurs. Seattle City Light provides service to new customers in a safe, reliable, timely, and cost-effective manner as a means to fulfill its commitment to be a customer and community focused organization.</p> <p>Alternative(s): Each service connection may have unique aspects that would require or facilitate design, construction, and financing alternatives. Seattle City Light will fully consider alternatives as a means to fulfill its commitment to be a customer and community-focused organization.</p>	System wide	\$7,839
MC-CL-ZS8379	Normal Emergency	<p>Rationale: This project will collect costs related to the annual storm invoked work orders, which results in more accurate accounting for weather related and other emergency outage situations and leads to better planning for similar future events. SCL traditionally has budgeted for these events in the Outage capital project. This did not allow us to easily account for emergencies versus billed work, such as car and pole accidents. Separating these charges will allow us to track costs and feasibly plan for future emergency situations.</p> <p>Alternative(s): To continue to mix emergency and non-emergency work in the Outage capital project. This project does not add a body of work but clarifies the accounting for it.</p>	System wide	\$1,231

\*Amounts in thousands of dollars.



## Appendix A: New or Expanded Capital Facilities

MC-CL- ZS8380	Major Emergency	<p>Rationale: This project will collect costs related to emergency work. This will result in more accurate accounting for weather related and other emergency outage situations. This project does not add a body of work but clarifies the accounting for it. SCL traditionally has budgeted for these events in the Outage capital projects. This did not allow us to easily account for emergencies versus billed work such as car and pole accidents. Separating these charges will allow us to track costs and feasibly plan for future emergency situations. Alternative(s): To continue to mix emergency and non-emergency work in the Outage capital projects.</p>	System wide	\$3,000
MC-CL- ZS8405	Network Additions and Services - Denny	<p>Rationale: This is a mandated project that provides electrical service connections and related improvements in response to requests for service from customers. The project provides targeted civil and electrical design assistance to customers to connect existing and proposed buildings to the North Downtown network system. The conversion effort is quite large since we are installing a new network in this area. It is imperative to participate in early design discussions with customers building in the area. For existing buildings, the conversions to network service are complicated and require expert assistance. This project provides service connections to biotech industry, condominiums, office buildings, medical facilities, hotels, and commercial and apartment buildings. Alternative(s): 1. Do nothing. 2. Hook up customers as they request. Option 2 is recommended as it is most compatible with our mission of customer service.</p>	Valley Street	\$4,307

*\*Amounts in thousands of dollars.*

## Appendix A: New or Expanded Capital Facilities

MC-CL- ZT8307	Alaskan Way Viaduct and Seawall Replacement - Utility Relocations	<p>Rationale: The Alaskan Way Viaduct replacement includes a complex transmission and network/non-network relocation, design and construction, and is on a fast track. This work is integrated and required by the broader transportation project. The externally generated project and schedule includes significant electrical relocation work in the near term that will extend for over a decade. The utility is required to relocate for transportation relocated projects. The City's overall plan for the Alaskan Way Viaduct project includes utility funded relocations for the viaduct replacement and for rebuilding the Seawall. The series of subprojects that make up the Alaskan Way Viaduct replacement have opportunities for system improvements that will also be funded under this program. For most of the subprojects in the Alaskan Way Viaduct project, utility relocations will lead the construction. Therefore any delay in accomplishing SCL work will result in delays along the overall projects critical path. While the designs &amp; construction schedules for the various subprojects in the Alaskan Way Viaduct program are being sequenced and detail design is underway for the immediate projects, the central waterfront elements of the overall project are beyond this budget cycle and are still in the preliminary design phases. Alternative(s): The Alaskan Way Viaduct program provides the utility with a combination of obligations and opportunities for system improvements over the next 6 years. The Alaskan Way Viaduct program will likely be the City's primary construction focus as its various projects impact traffic and roadway construction, seawall stabilization, and urban design on the waterfront. Seattle City Light facility relocations will be a part of each of these projects. The global nature of the Viaduct Program also provides the opportunity to make system improvements that will provide for increased reliability and capacity for our customers. For example, work in the south end will include system improvements that will increase feeder capacity and reliability for Port customers. Undergrounding of transmission lines near Broad Sub are being done as part of an overall SDOT street improvement with costs shared based on a negotiated MOA with SDOT. The return of Aurora, north of Harrison Street to a city street, and the decommissioning of the Battery Street Tunnel provides an opportunity to extend ducts and vault across Aurora to help provide system capability to the NODO area.</p>	SR 99 / Battery St	\$109
------------------	--	--	-----------------------	-------

*\*Amounts in thousands of dollars.*

## Appendix A: New or Expanded Capital Facilities

MC-CL-ZT8369	Overhead and Underground Relocations	Rationale: This project provides the means to move City Light system infrastructure, located in the public right-of-way for transportation projects, including street widening and street vacation projects. This means moving distribution lines to make way for construction of buildings, bridges, airport runways, tunnels, and for other utilities. This project moves electrical lines to accommodate or take advantage of transportation-related projects being constructed by other agencies. The project builds new and replaces old line segments, installs and replaces poles, and adds or renovates underground facilities to the distribution system, as necessary, to relocate distribution systems for transportation projects, street vacations, or other projects proposed by outside (non-City Light) agencies. Some projects are paid for by City Light and some are paid for by the requesting agencies. This project provides the means to move the system for transportation projects in the public right of way, including street widening and street vacation projects. Alternative(s): The do nothing alternative leaves the distribution of facilities in their current location, which would interfere with the projects of the other agencies.	System wide	\$9,358
MC-CL-ZT8470	Center City Connector Streetcar City Light	Rationale: This SDOT project was initially proposed as the 1st Ave Streetcar project in 2009, but was deferred in favor of the 1st Hill Connector line. It is now being proposed as part of a wider mobility improvement initiative to be implemented along with the Alaskan Way Viaduct program. Alternative(s): Since this transportation relocation work is required, the "do nothing" alternative does not apply. Given the importance of SCL's infrastructure in the proposed project area, SCL engineering & project management will work with SDOT & contracting personnel to insure that the project design chosen has minimal impact on SCL customers & ratepayers while meeting the overall project's goals.	City Wide	\$10
MC-CL-ZT8471	Sound Transit Lynnwood - City Light	Rationale: See alternatives. This is a legally required relocations project for SCL. Alternative(s): The Sound Transit Lynwood Link project is a mandatory distribution system relocations project for SCL. Pursuant to SCL's status as a utility operating in the public transportation right-of-way, SCL is required by Washington State law to facilitate construction of new transportation projects by other agencies, such as Sound Transit. Therefore, this is not an optional project for SCL.	City Wide	\$144

\*Amounts in thousands of dollars.

## Appendix A: New or Expanded Capital Facilities

### Seattle Department of Transportation

Project ID	Project Name	Project Capacity	Location	2024 Budget*
MC-TR-C013	RapidRide J Line	This project will increase the person-carrying capacity of Seattle's transportation network and of the regional transit network.	Various	\$39,707
MC-TR-C019	Neighborhood Traffic Control Program	This program will install traffic calming devices on neighborhood streets.	Citywide	\$654
MC-TR-C020	New Traffic Signals	This project will install new traffic signals to improve traffic flow, reduce the frequency and severity of traffic accidents, and support pedestrian activity.	Citywide	\$781
MC-TR-C021	Next Generation Intelligent Transportation Systems (ITS)	This project will install new Intelligent Transportation System equipment to improve traffic flow.	Citywide	\$1,323
MC-TR-C029	Transit Corridor Improvements	This program implements projects that improve transit speed, reliability, access, and convenience, consistent with the Transit Master Plan.	Citywide	\$4,055
MC-TR-C030	Northgate Bridge and Cycle Track	This program will design and build pedestrian and bicycle improvements in order to increase safety and improve access to transit modes.	Multiple	\$2,320
MC-TR-C034	3rd Avenue Corridor Improvements	This project will increase the person-carrying capacity of Seattle's transportation network and of the regional transit network.	3rd AVE	\$3,200
MC-TR-C041	Non-Arterial Street Resurfacing and Restoration	This project is consistent with the priority placed on basic services and asset preservation, and protects the City's capital investment in non-arterial asphalt and concrete streets. City crews budgeted against this work are also those who respond to emergency events.	Citywide	\$2,390
MC-TR-C047	Freight Spot Improvement Program	This project will improve mobility. Specific projects and the corresponding impacts on capacity are still to be determined.	Citywide	\$3,114
MC-TR-C050	Urban Forestry Capital Establishment	The initial estimate for establishment provided by SDOT Urban Forestry as a component of the Org Based Budget is subject to confirmation near the end of construction to ensure support to complete the 3-year establishment for trees and associated planting installed by the project. This coordination between SDOT Urban Forestry and CP&RS supports the close out capital projects in timely manner.	Citywide	\$479

\*Amounts in thousands of dollars.

## Appendix A: New or Expanded Capital Facilities

MC-TR-C051	Madison BRT - RapidRide G Line	This project will increase the person-carrying capacity of Seattle's transportation network and of the regional transit network.	Madison ST/Alaskan Way/Martin Luther King Junior W	\$32,334
MC-TR-C062	Bike Master Plan - Protected Bike Lanes	This program will install bike lanes and bicycle route signing, and complete links or reconstruct key sections of urban trails in order to increase bicycle safety and access.	Citywide	\$17,377
MC-TR-C064	Vision Zero	This project will upgrade existing signals and signs, and install new ADA ramps, and pedestrian safety improvements.	Citywide	\$6,648
MC-TR-C072	Alaskan Way Main Corridor	The program will construct a new Alaskan Way surface street and public space.	Various	\$28,857
MC-TR-C087	SR-520 Project	This project will provide for the planning, design and EIS review on the SR 520 bridge replacement.	SR-520	\$1,971

*\*Amounts in thousands of dollars.*

## Appendix A: New or Expanded Capital Facilities

### Seattle Parks and Recreation

Project ID	Project Name	Project Capacity	Location	2024 Budget*
MC-PR-21001	Park Land Acquisition and Leverage Fund	This project will add acreage to Seattle's total park land acreage.	Citywide	\$1,686
MC-PR-21003	New Park Development	This project will add 14 developed parks for active recreation to help meet the City's parks and open space goals.	Citywide	\$7,369
MC-PR-21004	Activating and Connecting to Greenways	This project will increase the number of miles of safe pedestrian routes for all ages.	Citywide	\$251
MC-PR-41029	Parks Upgrade Program	Capacity will depend on the project scopes that will be the subject of additional citizen review consistent with the Parks Department's Public Involvement Policies.	Citywide	\$808
MC-PR-41036	Public Restroom Renovations	ADA access will be improved.	Multiple	\$2,480
MC-PR-41038	Loyal Heights Community Center Renovation	The ADA improvements and other renovations will help the center increase its programming and rental offerings.	2101 N 77th ST	\$750
MC-PR-41039	Play Area Renovations	The project improves the safety and usability of the play areas, ensuring that Seattle's children can have a safe and enjoyable place to play.	Multiple	\$2,281

\*Amounts in thousands of dollars.

**Appendix B: Capital Projects passing the \$5 million threshold with the 2024 appropriations.**

**Seattle Department of Parks and Recreation**

---

**Project ID:** MC-PR-21001  
**Project Title:** Park Land Acquisition and Leverage Fund  
**Location:** Citywide  
**2024 Proposed Budget:** 1,686,142

**Description:** This ongoing project provides funds for land acquisition, leveraging capital projects, pre-acquisition activities (including planning, title searches, appraisals, negotiations, and community involvement), associated with acquisitions of specified real property, and related work. The project also serves as a match to leverage other funding sources such as King County Conservation Futures.

**Project ID:** MC-PR-21002  
**Project Title:** Park CommUNITY Fund  
**Location:** Citywide  
**2024 Proposed Budget:** 3,235,090

**Description:** This ongoing project provides funding to support community-initiated improvement or upgrade projects to parks and facilities; with a focus on neighborhoods with a history of racial disparities regarding access to green space and safety from environmental harms. No match is required from community groups applying for this funding. Seattle Parks and Recreation will develop and administer a process by which projects will be selected and funding recommendations made to the Superintendent by the Board of Parks and Recreation Commissioners (BPRC). This funding can be used as seed funding for outside grants and private fundraising, to support initial feasibility work, or implement small responsive improvements in collaboration with communities. This project number was formerly used for the Major Projects Challenge Fund and Equitable Park Development Fund.

**Appendix B: Capital Projects passing the \$5 million threshold with the 2024 appropriations.**

**Project ID:** MC-PR-21007  
**Project Title:** Parks Central Waterfront Piers Rehabilitation  
**Location:** Alaskan Way  
**2024 Proposed Budget:** 22,273,000

**Description:** The Waterfront Park and Pier 62/63 are public park facilities that provide public access to Elliott Bay and host a range of public events, markets and performances. Both piers need a full seismic upgrade to meet current life safety codes, and Waterfront Park needs significant access improvements. Waterfront Park is envisioned as a flexible public recreation and open space. Pier 62/63 is anticipated to be more heavily programmed, with a flexible activity rink, events, and performances. The Department of Parks and Recreation (DPR) owns the piers, but the Office of the Waterfront will lead the rehabilitation. The Pier 62/63 Phase 1 Rebuild was substantially complete in July 2020 with Pier 62 now operational, the next phase will demolish Pier 63. This project is part of the overall Central Waterfront program. (Interfund Loan will be repaid with Local Improvement District Bonds.)

**Project ID:** MC-PR-31002  
**Project Title:** Aquarium - Pier 59 Piling Replacement and Aquarium Redevelopment Debt Service  
**Location:** 1483 Alaskan Wy  
**2024 Proposed Budget:** 1,649,050

**Description:** This project supports debt service payments on 20-year Limited Tax General Obligation (LTGO) bonds that were issued in 2005 to pay for the replacement of the entire pier piling system of Pier 59, interior infrastructure improvements, and development of portions of the Aquarium by the Seattle Aquarium Society. The pier and Aquarium work was part of an overall plan to repair and redevelop the Aquarium and the Central Waterfront area, and to construct a new Aquarium entrance, exhibits, and visitor services on a portion of the pier. This work enhanced and extended the useful life of Pier 59 and the Aquarium.



**Appendix B: Capital Projects passing the \$5 million threshold with the 2024 appropriations.**

**Project ID:** MC-PR-41001  
**Project Title:** Major Maintenance and Asset Management  
**Location:** Citywide  
**2024 Proposed Budget:** 25,429,597

**Description:** This ongoing project provides funding for asset renewal in parks and recreation facilities citywide, including athletic fields, play areas, swimming pools, trails, buildings, accessibility elements, outdoor infrastructure, and related work. This project also funds integrated asset management to track and forecast long-term asset and maintenance needs. Typical major maintenance improvements may include, but are not limited to renovating buildings, Americans with Disabilities (ADA) access improvements, replacing play area structures, forest, landscape, trail maintenance and improvements, swimming pool repairs, athletic field refurbishment, and installation of energy efficient lighting, and related major maintenance work. These projects will address health and safety codes, extend the life of the asset, improve access for all, reduce energy costs, reclaim Parks property, and improve the overall park experience for the public.

**Appendix B: Capital Projects passing the \$5 million threshold with the 2024 appropriations.**

**Seattle Department of Transportation**

**Project ID:** MC-TR-C018  
**Project Title:** Neighborhood Large Projects  
**Location:** Citywide  
**2024 Proposed Budget:** 3,658,284

**Description:** This program enhances the safety, quality and condition of the pedestrian and neighborhood environments. Typical improvements may include, but are not limited to, sidewalk construction, repairs and replacement, installation of curb bulbs or other traffic calming devices, and improvements to crosswalks. The projects are funded by the Move Seattle transportation levy and it is a triennial program. The projects funded are identified by the community and the Move Seattle Oversight Committee.

**Project ID:** MC-TR-C029  
**Project Title:** Transit Corridor Improvements  
**Location:** Citywide  
**2024 Proposed Budget:** 4,054,860

**Description:** This program implements multimodal projects which improve transit reliability, access, safety, and convenience. The program focuses on corridors and projects identified in the Transit Master Plan. Funding from Move Seattle Levy and other local funding sources are used to leverage partnership opportunities.

**Project ID:** MC-TR-C033  
**Project Title:** Arterial Asphalt & Concrete Program Phase II  
**Location:** Citywide  
**2024 Proposed Budget:** 17,516,690

**Description:** The Arterial Asphalt and Concrete Program maintains Seattle's arterial streets through resurfacing and reconstruction projects. The Department uses a pavement management system to track the condition of arterial street pavement, to develop maintenance needs and establish priorities, and to select the streets to be rehabilitated each year. This project improves the quality and condition of the City's arterials.

**Appendix B: Capital Projects passing the \$5 million threshold with the 2024 appropriations.**

**Project ID:** MC-TR-C034  
**Project Title:** 3rd Avenue Corridor Improvements  
**Location:** 3rd AVE  
**2024 Proposed Budget:** 3,200,000

**Description:** This project makes multimodal improvements for the Third Avenue transit corridor in downtown Seattle, specifically focused on bus stop, streetscape, and transit street priority improvements, e.g. installation of Third Avenue and Denny Way transit only signal, on Third Avenue between S. Jackson Street and Denny Way.

**Project ID:** MC-TR-C058  
**Project Title:** Pedestrian Master Plan - New Sidewalks  
**Location:** Citywide  
**2024 Proposed Budget:** 6,295,453

**Description:** This project enhances the pedestrian environment in Seattle's neighborhoods by dedicating funding to construct new sidewalks. The New Sidewalk Program draws funding from the School Safety Traffic and Pedestrian Improvement (SSTPI) Fund to improve sidewalks and the pedestrian environment near schools. Additional funding is drawn from other sources to pay for new sidewalk construction near frequent transit routes.

**Project ID:** MC-TR-C062  
**Project Title:** Bike Master Plan - Protected Bike Lanes  
**Location:** Citywide  
**2024 Proposed Budget:** 17,377,258

**Description:** This ongoing program implements the Seattle Bicycle Master Plan. Typical improvements may include installing protected bike lanes, bike lanes and sharrows, bicycle route signing, completing key links in the urban trails network, adding bicycle/pedestrian signals to complete the network, and reconstructing key sections of the trails. The goals of the program are to increase bicycle safety and access while reducing bicycle crashes. This program includes funding for street improvement and trail construction and is consistent with the focus in the City's Transportation Strategic Plan (TSP) on encouraging walking and biking. Life-to-date actuals may include the BMP spot improvements, Urban Trails, and Neighborhood Greenways, which were previously combined with this project's budget.

**Appendix B: Capital Projects passing the \$5 million threshold with the 2024 appropriations.**

**Project ID:** MC-TR-C072  
**Project Title:** Alaskan Way Main Corridor  
**Location:** Various  
**2024 Proposed Budget:** 28,857,000

**Description:** This project designs and constructs the rebuilt Alaskan Way/Elliott Way surface streets and the adjoining pedestrian promenade along the Seattle waterfront following the demolition of the Alaskan Way Viaduct. The State of Washington has built a deep bore tunnel to replace the Alaskan Way Viaduct and has relocated State Route 99 into the tunnel. The City of Seattle is responsible for the Alaskan Way/Elliott Way surface street and the promenade. The project also includes replacement of and improvements to four key connections impacted by the Viaduct removal: Seneca Street, Columbia Street, and the Marion Street and Lenora Street pedestrian bridges. This project is part of the larger waterfront improvement program. Construction of these improvements began in 2019.

**Project ID:** MC-TR-C073  
**Project Title:** Overlook Walk and East-West Connections Project  
**Location:** Multiple  
**2024 Proposed Budget:** 6,250,000

**Description:** Removing the Alaskan Way Viaduct provides the opportunity for the City to improve key connections between the downtown core and the waterfront. The specific east/west streets targeted for improving connections include: Bell Street, King Street, Main Street, Pike Street, Pine Street, Railroad Way, Union Street, Washington Street, and Yesler Way. In addition to these east/west street connections, the waterfront improvement program also includes Overlook Walk, which will provide a pedestrian-oriented connection between the waterfront, the Aquarium and Pike Place Market with ADA access, views, and public open spaces. This project is part of the overall waterfront improvement program. This project includes funding from the Waterfront Local Improvement District.

**Project ID:** MC-TR-C087  
**Project Title:** SR-520 Project  
**Location:** SR-520  
**2024 Proposed Budget:** 1,971,000

**Description:** This project provides policy, planning, and technical analysis support to the Washington Department of Transportation's SR-520 project. This regional project includes the replacement of the SR-520 bridge with a six-lane bridge, new freeway interchanges at Montlake Boulevard and Lake Washington Boulevard, and other improvements.

**2024-2029 Proposed Capital Improvement Program**

**1% for Art:** A program administered by the Office of Arts and Culture (ARTS) that sets aside one percent of eligible City capital improvement project funds for the commission, purchase, and installation of artworks.

**2000 Parks Levy (“Neighborhood Parks, Green Spaces, Trails, and Zoo Levy”):** A \$198.2 million, eight-year levy lid lift passed by Seattle voters in November 2000. The levy is designed to fund more than 100 park, open space, and recreation projects throughout the city.

**2008 Parks Levy (“Parks and Green Spaces Levy”):** A \$145.5 million, six-year levy lid lift passed by Seattle voters in November 2008. The levy was designed to fund park and green space acquisition, capital expansion and renovation of parks, and park facilities throughout the city.

**Americans with Disabilities Act (ADA):** A comprehensive civil rights law for people with disabilities passed by the federal government in 1990.

**Allocation:** The expenditure amount planned for a project or service that requires additional legislative action, or “appropriation,” before expenditures are authorized.

**Appropriation:** A legal authorization granted by the City’s legislative authority (the City Council) to make expenditures and incur obligations for specific purposes.

**Asset Preservation (also known as Major Maintenance):** Capital improvement projects that involve major repairs or rehabilitation of existing City facilities.

**Capital Improvement Program (CIP):** Annual appropriations from specific funding sources are shown in the City’s budget for certain capital purposes, such as street improvements, building construction, and some types of facility maintenance. The CIP is a six-year allocation plan presented as a document separate from the Budget that details all projects, fund sources, and expenditure amounts including many multi-year projects that require funding beyond the one-year period of the annual Budget.

**Capital Projects Funds:** Funds with resources set aside to acquire or construct major capital facilities that allow the monitoring of revenues and expenditures of authorized voter approved and Councilmanic bonds and levies.

**Capital Projects Passing the \$5 million threshold (Appendix B):** Pursuant to the 1999 settlement agreement in CLEAN, et. al v. City of Seattle, the City has adopted policies regarding public notification when capital projects cross certain spending thresholds. Resolution 31203 updated those policies to require a list of all Capital Projects for which the City has cumulatively spent more than \$5 million with the adoption of the current annual Budget be published as an appendix to the Capital Improvement Program.

**Community Development Block Grant (CDBG):** An annual grant to Seattle and other local governments from the U.S. Department of Housing and Urban Development to support economic development projects, housing and services in low-income neighborhoods.

**Comprehensive Drainage Plan:** A Citywide drainage management program for capital improvements and ongoing maintenance. It establishes a monitoring program and identifies measures to control flooding and pollution, such as regulatory controls and public education.

**Cumulative Reserve Fund (CRF):** A source of ongoing local funding to support capital projects in general government departments. The CRF consists of two accounts: The Capital Projects Account and the Revenue Stabilization Account. The Capital Projects Account has three Funds: REET I Capital Projects Fund, REET II Capital Projects Fund, and the Unrestricted Cumulative Reserve Fund.

**Design Build Operate (DBO):** A non-conventional approach to implementation of major capital projects, wherein a single vendor is responsible for design, construction, and long-term operation of a facility.

**Debt Service:** Annual principal and interest payments that local government owes on money that it has borrowed.

**Endangered Species Act (ESA):** Legislation passed by the federal government in 1973 to conserve the ecosystems upon which endangered species depend upon and to conserve and recover listed species.

**Fire Facilities and Emergency Response Levy:** A \$167 million, eight-year levy lid lift, approved by voters in November 2003. The Levy includes funds for more than 40 projects to upgrade, renovate, or replace most of the City's fire stations, construct new support facilities for the Fire Department, construct a new Emergency Operations Center and Fire Alarm Center, procure two new fireboats and rehabilitate an existing one.

**Fund Balance:** The difference between the assets and liabilities of a fund. This incorporates the difference between the revenues and expenditures each year.

**General Fund:** A central fund into which most of the City's general tax revenues and discretionary resources are pooled and allocated to support many of the operations of City government. General Fund dollars appear in the CIP in two places: the General Fund contribution to the Cumulative Reserve Fund (if any) and appropriations to capital projects from a department's operating budget.

**Geographic Information System (GIS):** A tool that enables users to analyze and understand the spatial relationships among things that exist and occur in a location. The results of geographic analysis can be communicated with maps and/or reports.

**Growth Management Act (GMA):** Passed by the state legislature in 1990, the Growth Management Act encourages strategic land use planning and provides protection for environmentally sensitive areas.

**Habitat Conservation Plan (HCP):** A 50-year commitment by the City and Seattle Public Utilities to protect and restore the Cedar River Watershed.

**Leadership in Energy and Environmental Design (LEED):** A green building rating system for new and existing commercial, institutional, and multi-family residential buildings that evaluates environmental performance from a "whole building" perspective. There are four rating levels: Bronze, Silver, Gold, and Platinum.

**Levy Lid Lift:** An increase in regular property taxes for a general or designated purpose—for example, the 2008 Parks Levy.

**Levy to Move Seattle:** A nine-year, \$930 million-dollar levy passed by voters in November 2015. The levy provides funding to improve safety for all travelers, maintain streets and bridges, and invest in reliable, affordable travel options.

**Limited Tax General Obligation (“LTGO” or “Councilmanic”) Bonds:** Bonds that are issued by the City Council without voter approval. The debt service on these bonds is typically repaid from existing general government revenues or from revenues generated by the project(s) financed with the bonds.

**Major Maintenance:** See “Asset Preservation” above.

**Municipal Art Plan:** A plan prepared by the Office of Arts and Culture that establishes budgets for new 1% for Art program projects and describes the status of existing projects.

**Neighborhood Matching Subfund (NMF):** A fund administered by the Department of Neighborhoods to provide money to Seattle neighborhood groups and organizations for neighborhood-initiated improvement, organizing, or planning projects. The community’s contribution of volunteer labor, materials, professional services or cash is “matched” by cash from the fund.

**Operating Budget:** The portion of a budget that deals with recurring expenditures such as salaries, electric bills, postage, printing, paper supplies, and gasoline.

**Public Works Trust Fund:** A low-interest state revolving loan fund designed to help local governments with the repair, replacement, and rehabilitation of public works infrastructure.

**REET I and REET II:** The Real Estate Excise Tax (REET) is levied on all sales of real estate with the first 0.25% of the locally imposed tax going to REET I and the second 0.25% for REET II.

**Seattle Metropolitan Park District:** In August 2014, voters passed a ballot measure creating the Seattle Metropolitan Park District. The goal of the park district is to provide long-term, stable funding to support recreation programming, parks projects and the critical needs for investment in major and ongoing maintenance.

**Unlimited Tax General Obligation (“UTGO” or “voted”) Bonds:** Bonds issued after receiving approval by 60% of the voters in an election with at least 40% voter turnout. The debt service on these bonds is repaid from additional (“excess”) property tax revenues that voters approve as part of the bond measure.