

2015 Election Report

March 2, 2016

(revised 3/4/16)



Data compiled by
Polly Grow, Strategic Advisor, Campaign Finance
Steve Townsend, Campaign Finance Auditor
Bob DeWeese, IT Professional

About the Seattle Ethics and Elections Commission

The Commission is a seven-member, citizen body that interprets, administers and enforces the Seattle Elections Code, Ethics Code, Election Pamphlet Code and Whistleblower Protection Code. Three members are appointed by the Mayor; three are appointed by the City Council and the seventh is appointed by the other six. All seven are confirmed by the City Council. The term of office for a commissioner is three years.

2015 Seattle Ethics and Elections Commission Members

Bruce Carter, Chair
Brad Axel, Vice Chair
Charlene Angeles
Rich Cohan
Brendan W. Donckers
Eileen Norton
Bill Sherman

Commission Staff

Wayne Barnett **684-8577**
Executive Director
wayne.barnett@seattle.gov

Anthony Adams **684-8576**
Administrative Specialist II
Anthony.adams@seattle.gov

Robert B. DeWeese **684-8579**
Information Tech. Professional
bob.deweese@seattle.gov

Kate Flack **684-8578**
Strategic Advisor, Investigator
kate.flack@seattle.gov

Polly Grow **615-1248**
Strategic Advisor, Campaign Fin.
polly.grow@seattle.gov

Gary Keese **684-0595**
Sr. Training & Ed. Coordinator
gary.keese@seattle.gov

Steve Townsend
Campaign Finance Auditor (temp)

Commission Mailing Address

P.O. Box 94729
Seattle, WA 98124-4729

Commission Street Address

700 Fifth Avenue, Suite 4010
Seattle, WA 98104
US Postal Service does NOT deliver to this address

Phone: (206) 684-8500
e-mail: ethicsandelections@seattle.gov

Fax: (206) 684-8590
Web: www.seattle.gov/ethics

Biennial Report on Election Financing

The SEEC, following the biennial elections for municipal officeholders, publishes a report showing the money raised promoting or opposing candidates and ballot issues.

Information on the contributions to, and expenditures by, candidate and ballot issue committees is also available on the Commission's web site: www.seattle.gov/elections. Visitors to the web site can access to up-to-date figures on:

➤ **Total Contributions (in Dollars) and Total number of Contributors** to each and every campaign committee, together with charts breaking down the data by the

- ✦ Contributor type (individual, business, PAC, etc.)
- ✦ Contribution size (\$25 and under, \$100 - \$399, \$400 - \$599, etc.)
- ✦ Contribution area (broken down by Seattle neighborhood);

➤ **Independent Expenditures** with breakdowns on who benefitted or suffered from independent spending.

Visitors to the web site can also get a list of every contributor of more than \$25 to every campaign, and can search the Commission's database by name, or by employer.

This report does not include all of the charts and graphs already available on the web site. Instead, it provides information placing the financing of the 2015 election season in historical context, and provides some information that is not readily accessible at our web site.

This report covers all disclosed activity from the beginning of the 2015 election cycle through December 22, 2015.

The Transition to District Elections

In 2013 the voters amended the City Charter to elect seven of the nine councilmembers by district. In 2015, to facilitate the transition to this new form of government, all nine council positions appeared on the ballot.

Summary of 2015 Contributions

Tables 1 and 2 on the following pages list the total amount of contributions received by each candidate who registered their candidacy with the Commission, and ballot issue committee organized into three categories:

- contributions and loans from the candidate;
- miscellaneous receipts, such as proceeds from t-shirt sales or transfers from a previous committee for the same office;
- contributions from individuals (excluding the candidate) and groups.

The tables also detail the number of contributors, other than the candidate, to each campaign and the average size of the contribution from those contributors.

Table 1

Candidates	Total Contributions	Candidate	Misc/Prev. Campaign	Individuals & Groups		
				Amount	No.	Average
Council District 1						
Shannon Braddock	\$158,124	\$324	\$0	\$157,800	569	\$277.33
Pavel Goberman	\$0	\$0	\$0	\$0	0	\$0.00
Lisa Herbold (E)	\$123,264	\$525	\$0	\$122,739	717	\$171.18
Charles R. Redmond III	\$12,468	\$6,763	\$0	\$5,705	77	\$74.09
Arturo Robles	\$0	\$0	\$0	\$0	0	\$0.00
Jody Rushmer	\$4,929	\$4,929	\$0	\$0	0	\$0.00
Philip Tavel	\$37,420	\$16,007	\$0	\$21,413	79	\$271.05
Brianna Thomas	\$35,580	\$966	\$0	\$34,614	282	\$122.74
Karl Wirsing	\$6,088	\$114	\$0	\$5,974	26	\$229.77
All D1 Committees	377,873	\$29,628	\$0	\$348,245	1,750	\$199.00
Council District 2						
Joshua Farris	\$18,498	\$183	\$250	\$18,065	139	\$129.96
Bruce Harrell (I,E)	\$228,460	\$21	\$24,382	\$228,439	983	\$232.39
Tammy Morales	\$72,515	\$12,115	\$0	\$60,400	342	\$176.61
All D2 Committees	\$319,473	\$12,319	\$24,632	\$282,522	1,464	\$192.98
Council District 3						
Pamela Banks	\$388,520	\$1,398	\$50	\$387,072	1,375	\$281.51
Morgan Beach	\$15,687	\$504	\$0	\$15,183	97	\$156.53
Leon Carter	\$0	\$0	\$0	\$0	0	\$0.00
Rod Hearne	\$77,944	\$2,245	\$0	\$75,699	314	\$241.07
Kshama Sawant (I,E)	\$463,998	\$0	\$19,992	\$444,006	3,538	\$125.50
All D3 Committees	\$946,149	\$4,147	\$20,042	\$921,960	5,324	\$173.17
Council District 4						
Jean Godden (I)	\$104,429	\$2,200	\$20	\$102,209	410	\$249.29
Rob Johnson (E)	\$162,243	\$757	\$50	\$161,436	604	\$267.28
Michael J. Maddux	\$63,491	\$2,300	\$0	\$61,191	440	\$139.07
Abel Pacheco	\$21,638	\$3,697	\$0	\$17,941	85	\$211.07
Tony Provine	\$40,810	\$20,964	\$0	\$19,846	174	\$114.06
All D4 Committees	\$392,611	\$29,918	\$70	\$362,623	1,713	\$211.69

Candidates	Total Contributions	Candidate	Misc/Prev. Campaign	Individuals & Groups		
				Amount	No.	Average
Council District 5						
Sandy Brown	\$132,050	\$11,315	\$0	\$120,735	542	\$222.76
Debadutta Dash	\$48,391	\$6,746	\$2	\$41,643	169	\$246.41
Mercedes Elizalde	\$7,867	\$302	\$0	\$7,565	66	\$114.62
Debora Juarez (E)	\$132,669	\$23,619	\$150	\$108,900	447	\$243.62
Kris Lethin	\$13,151	\$0	\$0	\$13,151	37	\$355.43
Hugh Russell	\$0	\$0	\$0	\$0	0	\$0.00
David Toledo	\$6,767	\$4,527	\$0	\$2,240	26	\$86.15
Halei Watkins	\$23,602	\$2,405	\$0	\$21,197	183	\$115.83
All D5 Committees	\$364,497	\$48,914	\$152	\$315,431	1,470	\$214.58

Council District 6						
Jon Lisbin	\$5,936	\$3,186	\$0	\$2,750	10	\$275.00
Mike O'Brien (I, E)	\$83,105	(\$7,275)	\$0	\$90,380	682	\$132.52
Stan Shaufler	\$0	\$0	\$0	\$0	0	\$0.00
Catherine Weatbrook	\$66,817	\$10,729	\$0	\$56,088	325	\$172.58
All D6 Committees	\$155,858	\$6,640	\$0	\$149,218	1,017	\$146.72

Council District 7						
Sally Bagshaw(I,E)	\$121,610	\$40	\$675	\$120,895	465	\$259.99
Gus Hartman	\$6,228	\$1,708	\$0	\$4,520	15	\$301.33
Deborah Zech Artis	\$279	\$179	\$0	\$100	1	\$100.00
All D7 Committees	\$128,117	\$1,927	\$675	\$125,515	481	\$260.95

All District Committees	\$2,684,578	\$133,493	\$45,571	\$2,505,514	13,219	\$189.54
--------------------------------	--------------------	------------------	-----------------	--------------------	---------------	-----------------

Council Position 8						
Tim Burgess (I, E)	\$397,566	\$8,345	\$2,100	\$387,121	1,324	\$292.39
John Grant	\$74,960	\$954	\$610	\$73,396	407	\$180.33
John Persak	\$30,474	\$5,641	\$0	\$24,833	123	\$201.89
John Roderick	\$115,846	\$3,800	\$0	\$112,046	1,145	\$97.86
All D8 Committees	\$618,846	\$18,740	\$2,710	\$597,396	2,999	\$199.20

Council Position 9						
Alon Bassok	\$28,583	\$6,714	\$0	\$21,869	160	\$136.68
Bill Bradburd	\$83,058	\$5,746	\$0	\$77,312	474	\$163.11
M. Lorena González (E)	\$228,383	\$1,600	\$0	\$226,783	923	\$245.70
Omari Tahir-Garrett	\$0	\$0	\$0	\$0	\$0	\$0.00
Thomas Tobin	\$1,050	\$0	\$0	\$1,050	8	\$131.25
Alex Tsimerman	\$0	\$0	\$0	\$0	0	\$0.00
All D9 Committees	\$341,074	\$14,060	\$0	\$327,014	1,565	\$208.95

All At-Large Committees	\$959,920	\$32,800	\$2,710	\$924,410	4,564	\$202.54
--------------------------------	------------------	-----------------	----------------	------------------	--------------	-----------------

All Council Committees on ballot.	\$3,644,498	\$166,293	\$48,281	\$3,429,924	17,783	\$192.88
--	--------------------	------------------	-----------------	--------------------	---------------	-----------------

Candidates	Total Contributions	Candidate	Misc/Prev. Campaign	Individuals & Groups		
				Amount	No.	Average
Candidates whose names did not appear on the ballot						
George Capestany	\$ 3,370.00	\$ -	\$ -	\$ 3,370	12	\$280.83
Sally Clark	\$ 30,743.00	\$ -	\$ 30,236	\$ 507	269	\$ 1.88
Amanda Kay Helmink	\$ 1,764.00	\$ 894	\$ -	\$ 870	20	\$ 43.50
Terry Hofman	\$ -	\$ -	\$ -	\$ -	0	\$ -
David Ishii	\$ -	\$ -	\$ -	\$ -	0	\$ -
James Keblas	\$ 5,540.00	\$ 5,540	\$ -	\$ -	0	\$ -
Thomas J. Koch	\$ 8,350.00	\$ -	\$ -	\$ 8,350	82	\$101.83
Taso Lagos	\$ 3,053.00	\$ 1,288	\$ -	\$ 1,765	16	\$110.31
David Montoure	\$ 6,344.00	\$ 1,012	\$ -	\$ 5,332	36	\$148.11
Tom Rasmussen	\$ 44,906.00	\$ 1,144	\$ 44,906	\$ -	188	\$238.86
Mian Rice	\$ 21,093.00	\$ 252	\$ -	\$ 20,841	212	\$ 98.31
David Trotter	\$ 256.00	\$ 53	\$ -	\$ 203	6	\$ 33.83
All Committees	\$ 125,419.00	\$ 10,183	\$ 75,142	\$ 41,238	1,565	\$26.35

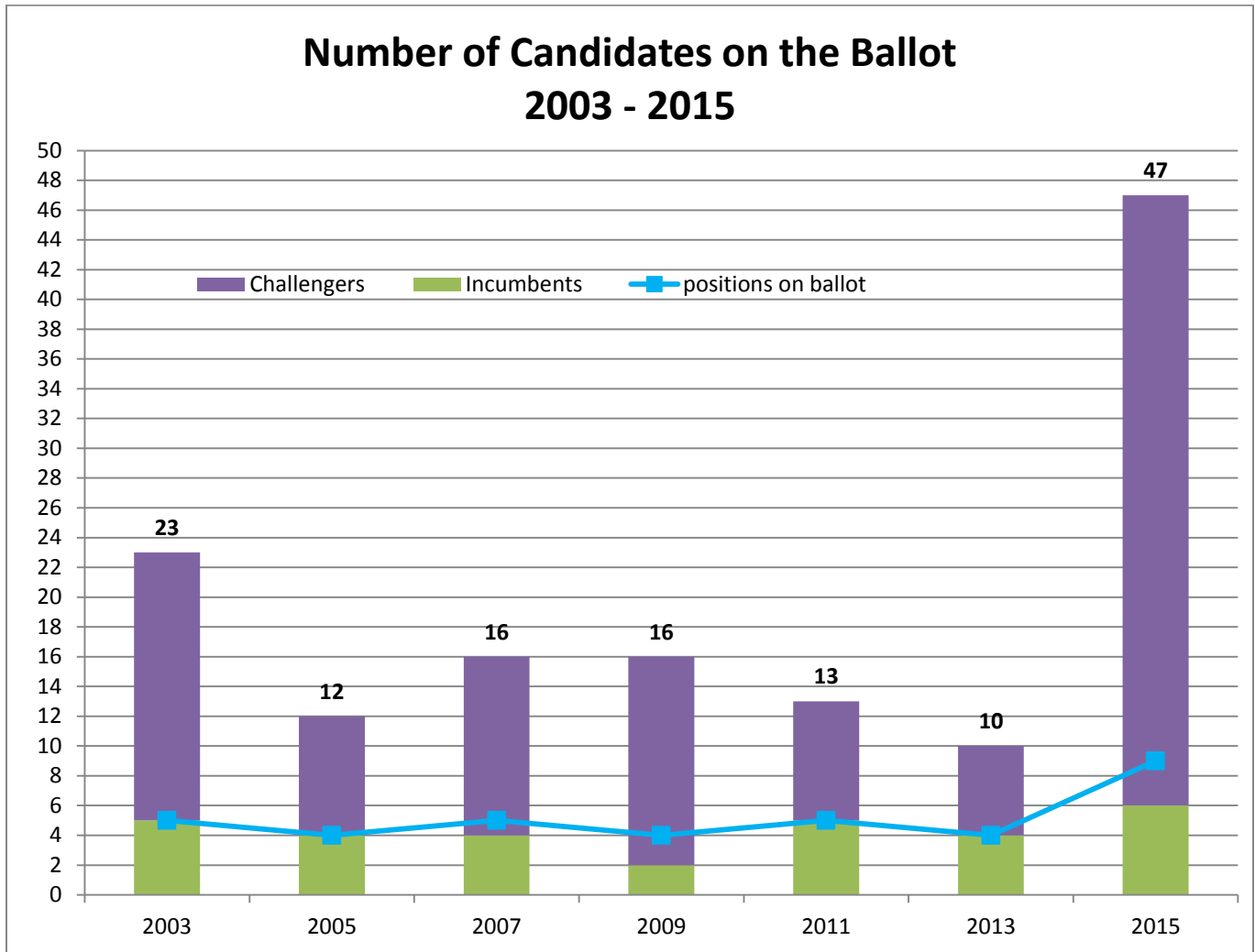
Table 2

Ballot issues	Total Contributions	Misc.	Individuals and Groups		
			Amount	No.	Average
Initiative Measure No. 122 Public Financing of Campaigns					
Honest Elections	\$1,432,366	\$250	\$1,432,116	175	\$8,183.52
No Election Vouchers	\$45,618	\$0	\$45,618	11	\$4,147.09
All Committees	\$1,477,984	\$250	\$1,477,734	186	\$7,944.81
Proposition 1 Transportation Levy					
Let's Move Seattle	\$445,426	\$0	\$445,426	223	\$1,997.43
Keep Seattle Affordable	\$345,340	\$10	\$345,330	26	\$13,281.92
Get Smart	\$0	\$0	\$0	0	\$0
All Committees	\$790,766	\$10	\$790,756	249	\$3,175.73

The 2015 City Council Contests in Context

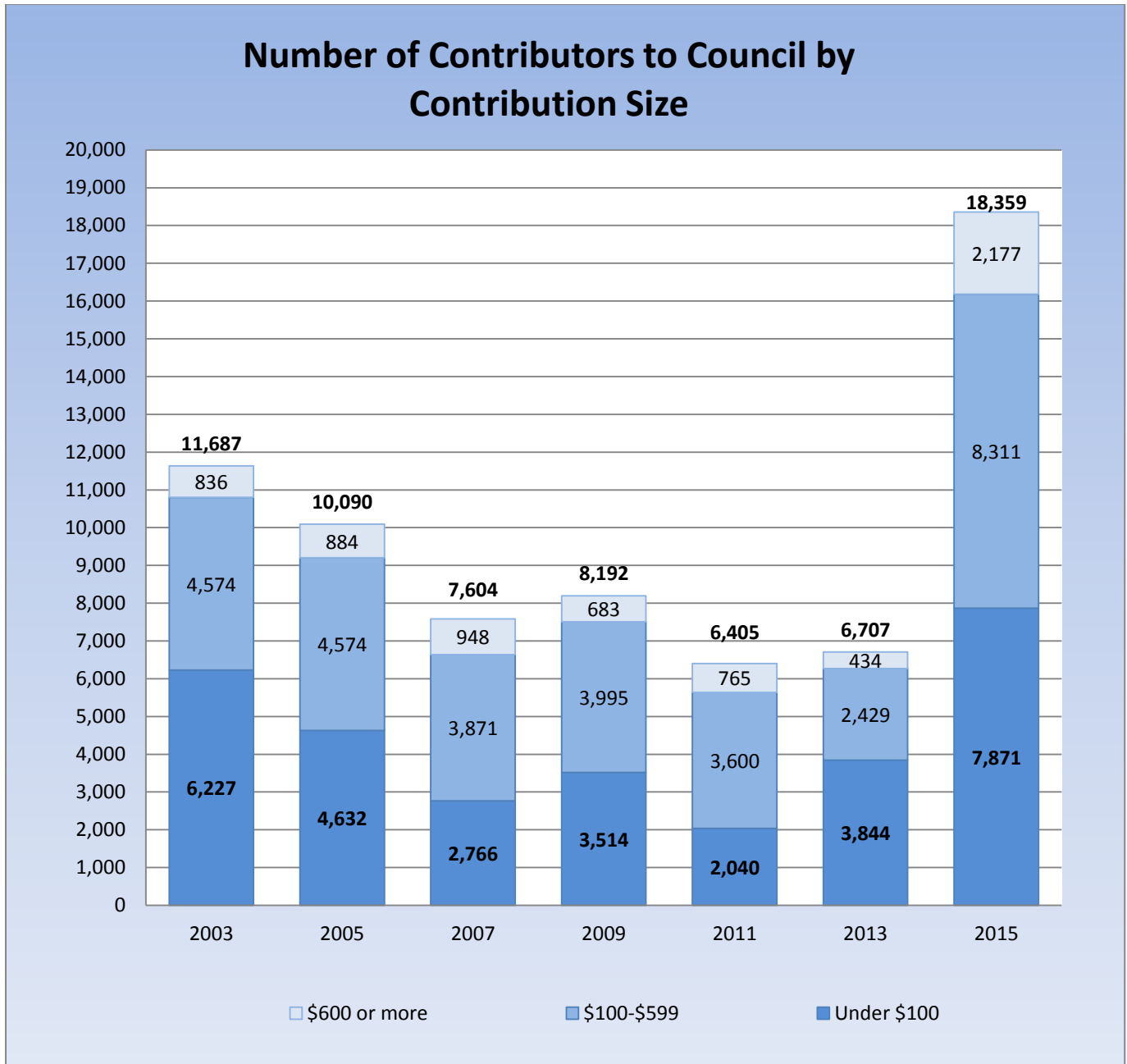
Number of Candidates

With all nine positions on the ballot and three open seats, then number of candidates was much higher in 2015 than in prior years.



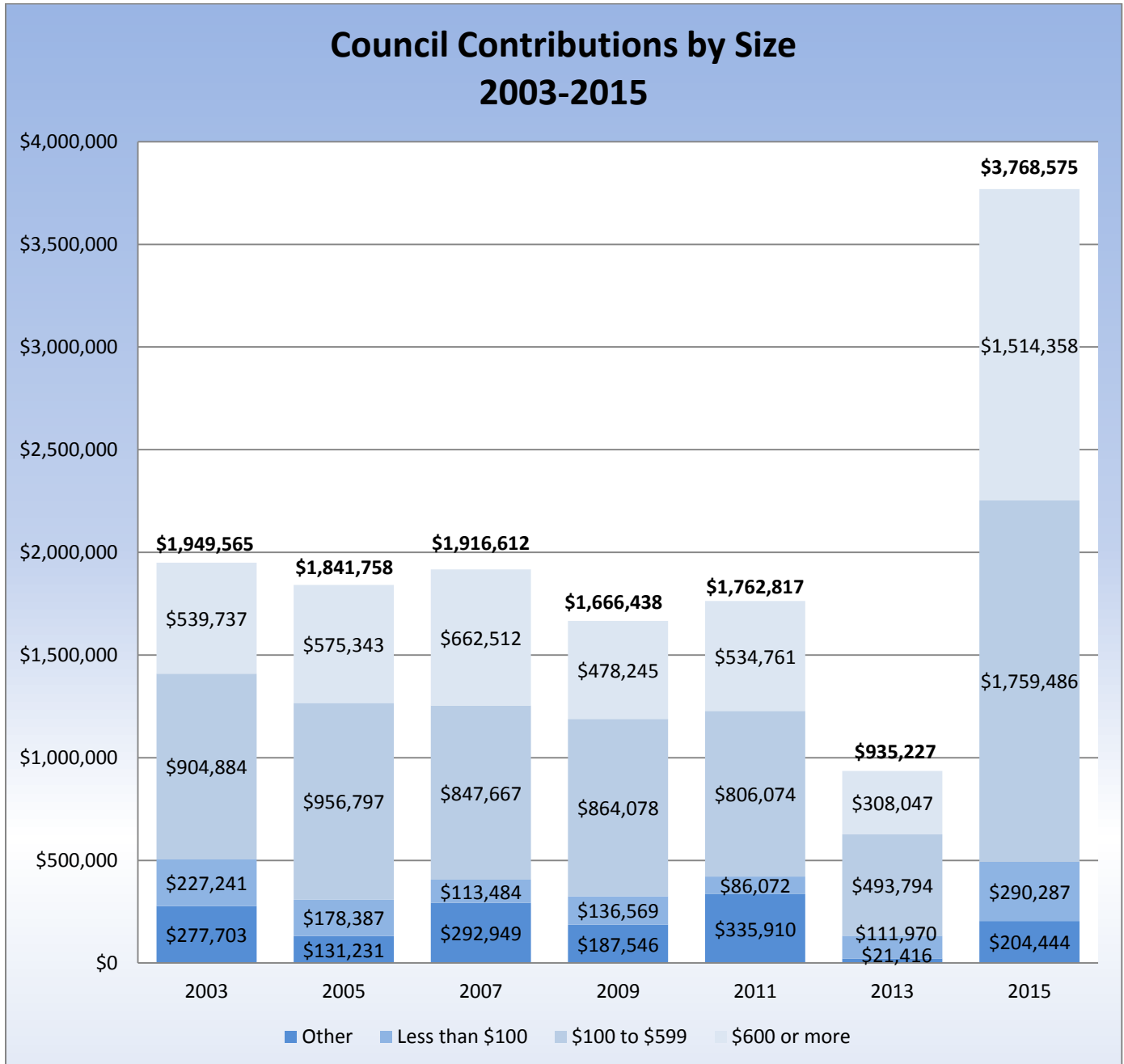
Number of Contributors

The significant increase in the number of candidates corresponded with an increase in the number of contributions. The total number of contributors almost tripled compared to the 2013 election.



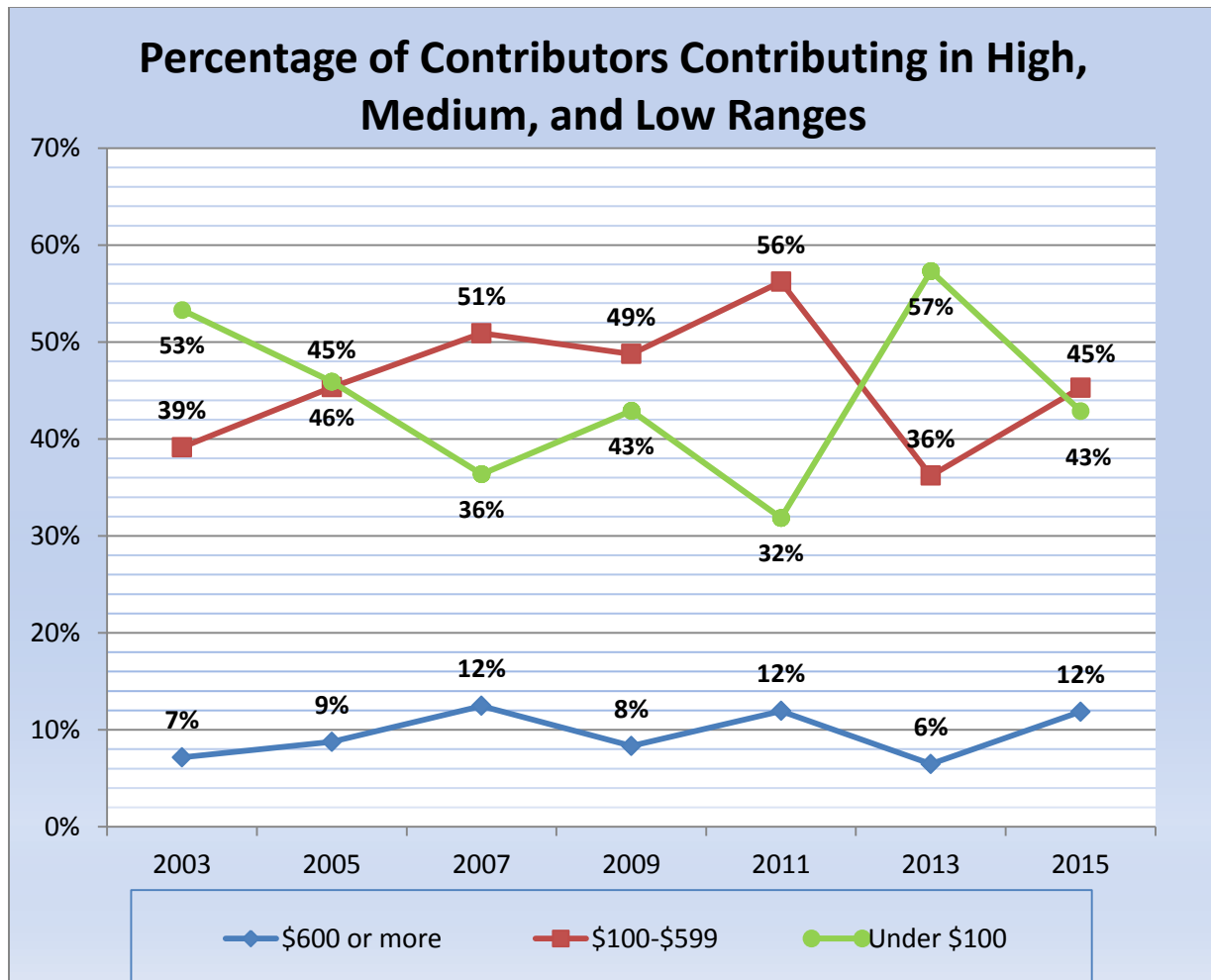
Total Council Campaign Contributions

The significant increase in the number of candidates also corresponded with an increase in contributions. The total amount raised was almost quadruple the amount raised in the 2013 election cycle.



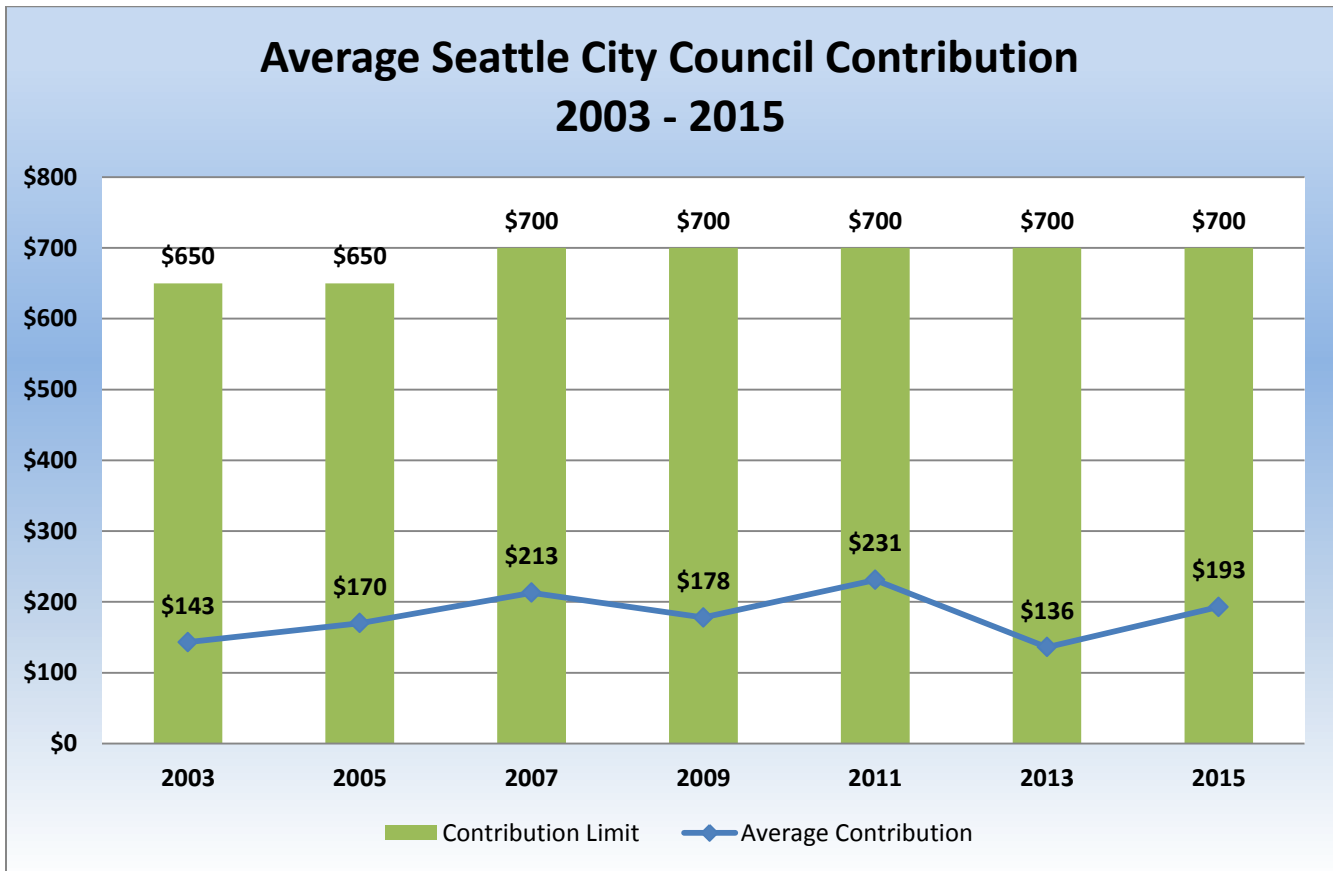
Contributors Contributing in High Medium and Low Ranges

The share of mid-level contributors (\$100-\$599) increased from 36% to 45%. High dollar contributors (\$600 - \$700) doubled from six to twelve percent, while the percentage of low dollar contributors (under \$100) decreased by almost 15% from 57% to 43%.



The average contribution to City Council campaigns rose in 2015.

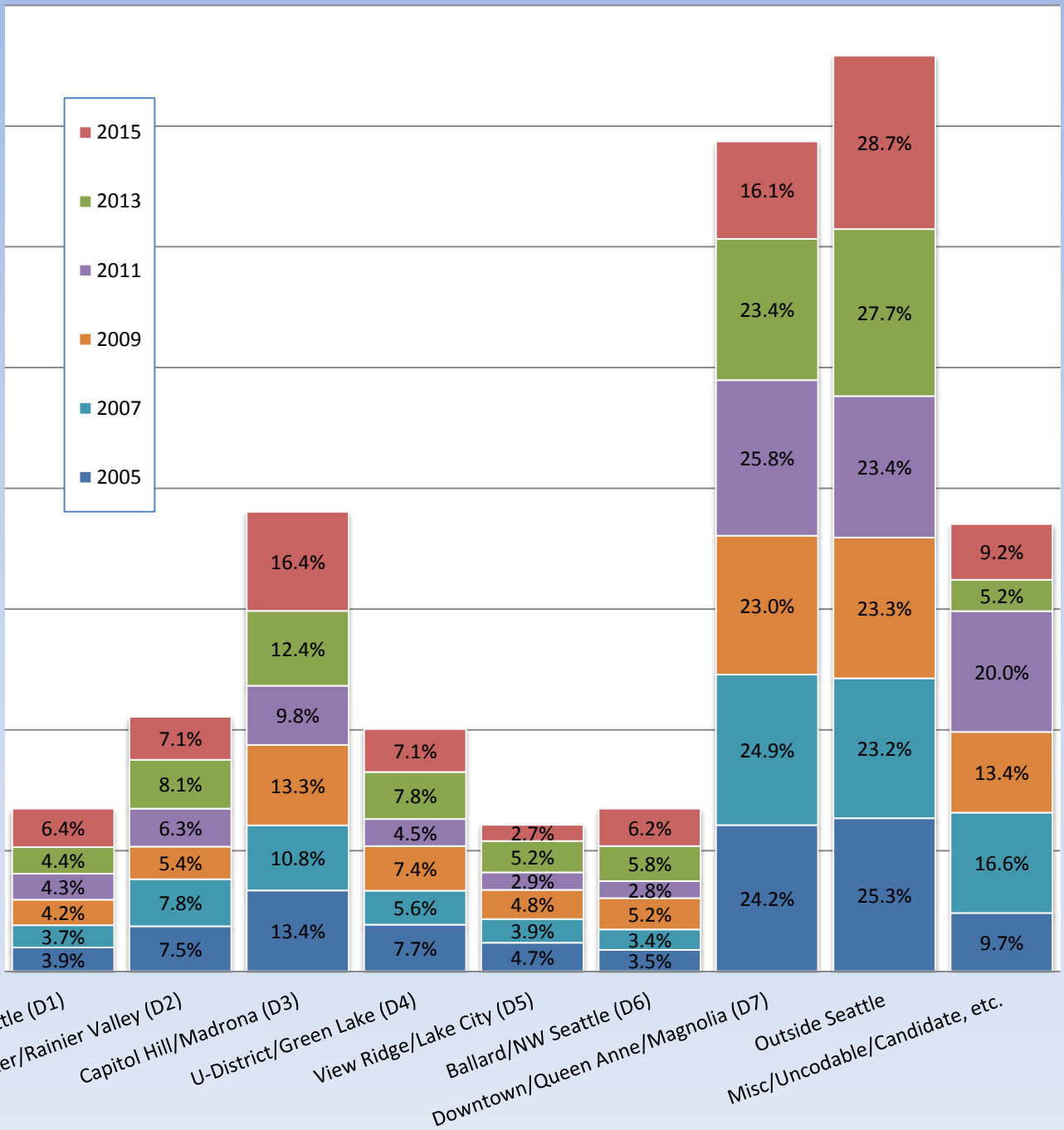
The average contribution to City Council campaigns rose from \$136 in 2013 to \$193 in 2015, a 42% increase.



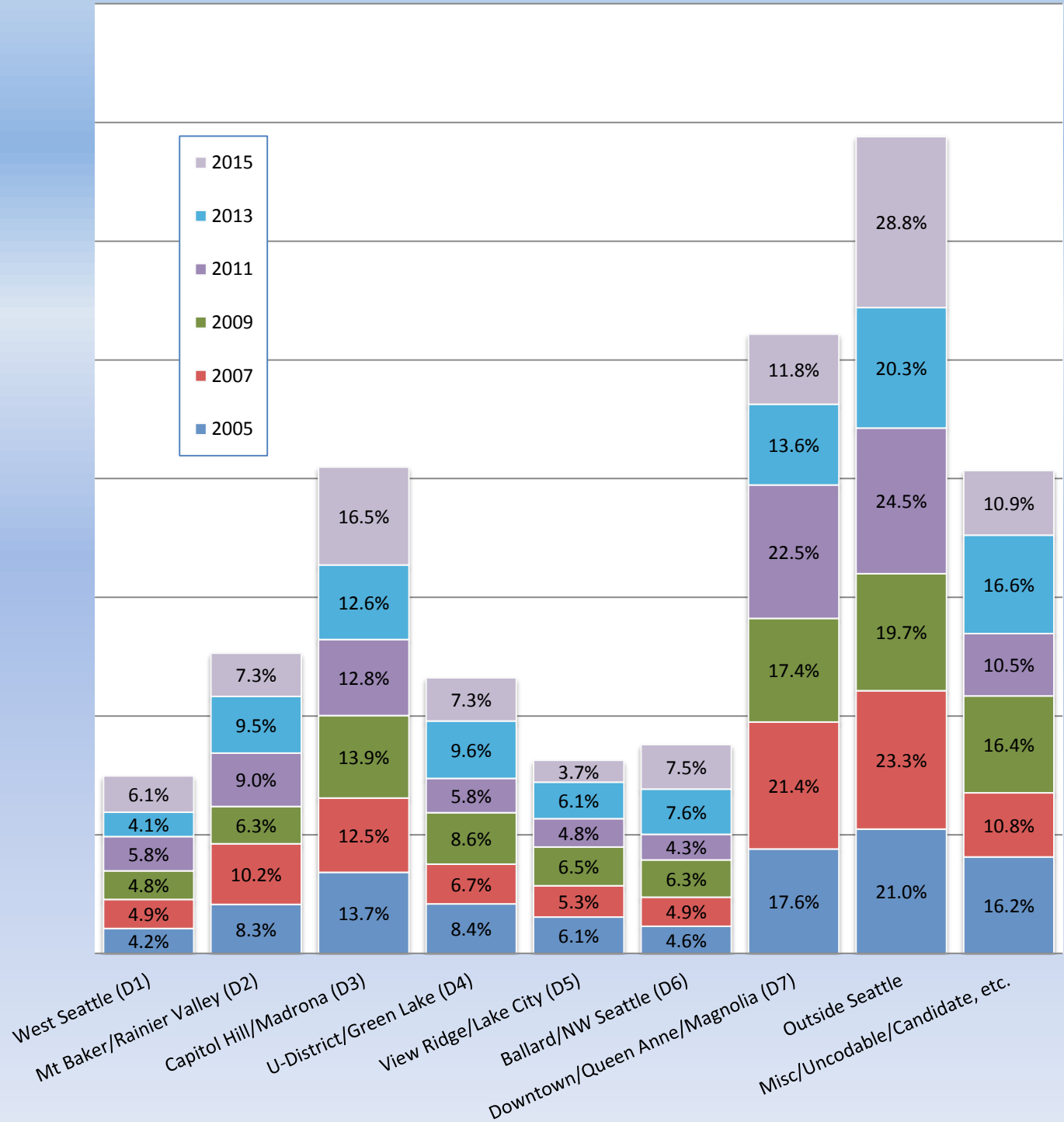
Where Contributions Come From

The charts below show where contributions and contributors came *from*, not to whom the contributions were made. The SEEC has long tracked contributions by neighborhood, but in the 2015 election cycle began tracking contributions by District.

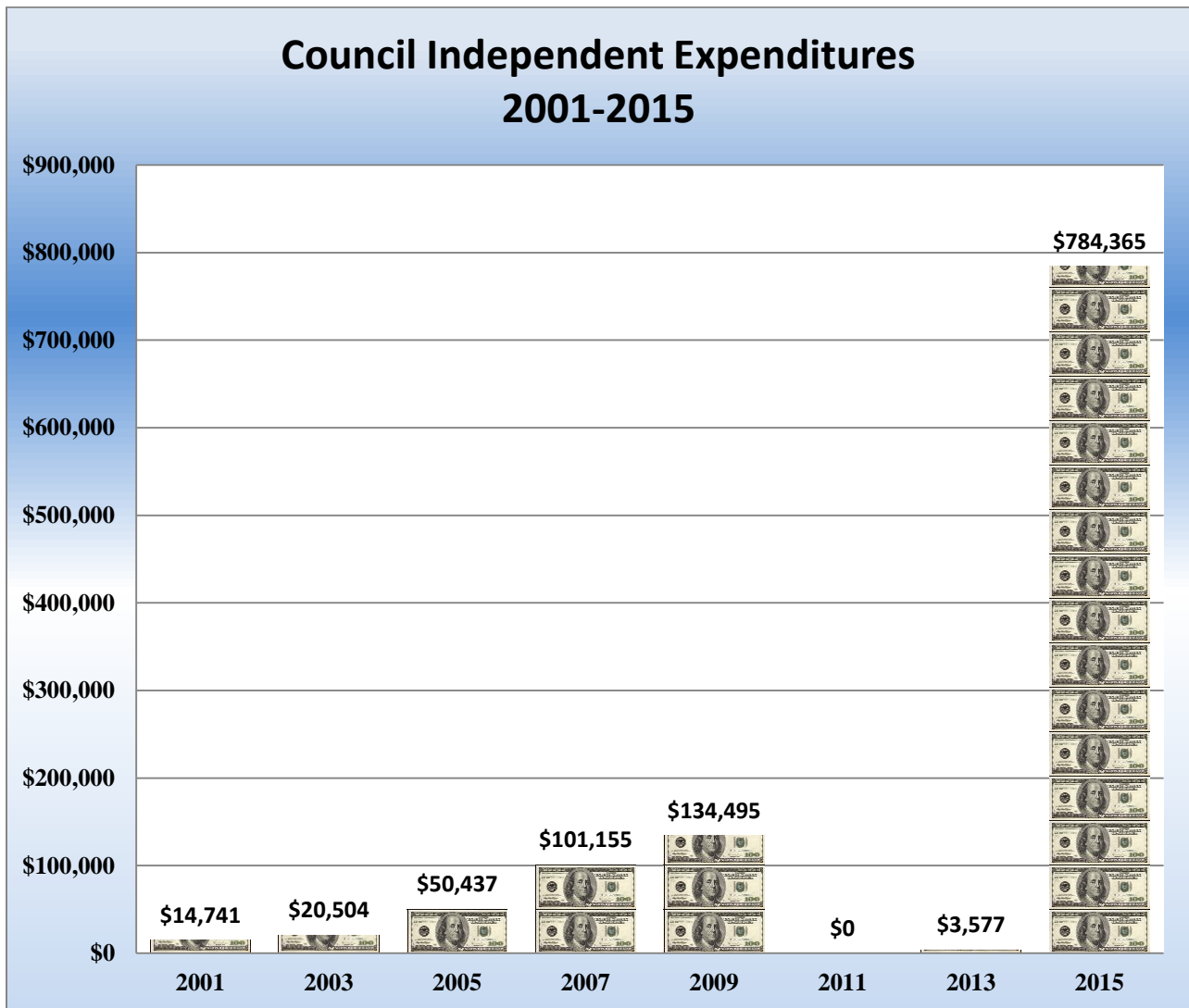
Where Contributions Come From Percentage of Contributions (\$) by Neighborhood/District 2005 - 2015



Where Contributors Come From Percentage of Contributors (people) by Neighborhood/District 2005 - 2015



The amount of independent expenditures to benefit or oppose council candidates increased dramatically in 2015.



In 2015, 49% of independent expenditures promoted candidates who won and 51% promoted unsuccessful candidates.

Top 20 Contributors to 2015 Candidates

SEIU Healthcare 1199 NW	\$8,900
City Council	
Sally Bagshaw	\$700
Shannon Braddock	\$700
Sandy Brown	\$700
Tim Burgess	\$700
Jean Godden	\$700
Lorena González	\$700
Bruce Harrell	\$700
Lisa Herbold	\$700
Rob Johnson	\$500
Mike O'Brien	\$700
Kshama Sawant	\$700
Brianna Thomas	\$700
Halei Watkins	\$700

SEIU Quality Care 775 NW	\$7,800
City Council	
Sally Bagshaw	\$700
Sandy Brown	\$700
Tim Burgess	\$700
Lorena González	\$700
Bruce Harrell	\$700
Lisa Herbold	\$700
Rob Johnson	\$700
Debora Juarez	\$500
Mike O'Brien	\$700
Kshama Sawant	\$700
Brianna Thomas	\$500
Halei Watkins	\$500

Pacific NW Council of Carpenters	\$7,500
City Council	
Sally Bagshaw	\$700
Pamela Banks	\$700
Shannon Braddock	\$500
Tim Burgess	\$700
Lorena González	\$700
Bruce Harrell	\$700
Lisa Herbold	\$700
Debora Juarez	\$700
Michael Maddux	\$700
Tom Rasmussen	\$700
Kshama Sawant	\$700

MLK Jr. County Labor Council	\$7,400
City Council	
Sally Bagshaw	\$500
Sandy Brown	\$700
Tim Burgess	\$350
Sally Clark	\$400
Jean Godden	\$350
Lorena González	\$700
Bruce Harrell	\$700
Lisa Herbold	\$700
Rob Johnson	\$700
Mike O'Brien	\$500
John Persak	\$350
Tom Rasmussen	\$400
Kshama Sawant	\$700
Brianna Thomas	\$350

Muckleshoot Indian Tribe	\$7,000
City Council	
Sally Bagshaw	\$700
Shannon Braddock	\$700
Tim Burgess	\$700
Sally Clark	\$700
Lorena González	\$700
Bruce Harrell	\$700
Rob Johnson	\$700
Debora Juarez	\$700
Mike O'Brien	\$700
Tom Rasmussen	\$700

NUCOR/NUCOR PAC	\$7,000
City Council	
Sally Bagshaw	\$700
Pamela Banks	\$700
Shannon Braddock	\$700
Sandy Brown	\$700
Tim Burgess	\$700
Lorena González	\$700
Bruce Harrell	\$700
Rob Johnson	\$700
Mike O'Brien	\$700
Tom Rasmussen	\$700

UFCW Local 21	\$7,000
City Council	
Sandy Brown	\$700
Sally Clark	\$700
Lorena González	\$700
Jon Grant	\$700
Bruce Harrell	\$700
Lisa Herbold	\$700
Rob Johnson	\$700
Mike O'Brien	\$700
Kshama Sawant	\$700
Halei Watkins	\$700

B. Gerald Johnson	\$6,400
City Council	
Sally Bagshaw	\$700
Pamela Banks	\$700
Sandy Brown	\$700
Tim Burgess	\$700
Jean Godden	\$700
Lorena González	\$500
Lisa Herbold	\$350
Bruce Harrell	\$700
Rob Johnson	\$700
Tom Rasmussen	\$650

SEIU 925	\$6,700
City Council	
Sandy Brown	\$700
Sally Clark	\$200
Lorena González	\$700
Jon Grant	\$700
Lisa Herbold	\$700
Rob Johnson	\$700
Mike O'Brien	\$700
Tom Rasmussen	\$200
Kshama Sawant	\$700
Brianna Thomas	\$700
Halei Watkins	\$700

Teamsters Local 117	\$6,300
City Council	
Sally Bagshaw	\$700
Tim Burgess	\$700
Lorena González	\$700
Bruce Harrell	\$700
Lisa Herbold	\$700
Debora Juarez	\$700
Michael Maddox	\$700
Mike O'Brien	\$700
Kshama Sawant	\$700

WA Association of Realtors	\$6,550
City Council	
Sally Bagshaw	\$700
Pamela Banks	\$700
Alon Bassok	\$700
Shannon Braddock	\$700
Tim Burgess	\$700
Lorena González	\$250
Bruce Harrell	\$700
Rob Johnson	\$700
Debora Juarez	\$700
Kris Lethin	\$700

Seattle Firefighters PAF	\$6,300
City Council	
Sally Bagshaw	\$700
Shannon Braddock	\$700
Sandy Brown	\$700
Tim Burgess	\$700
Jean Godden	\$700
Lorena González	\$700
Bruce Harrell	\$700
Rob Johnson	\$700
Mike O'Brien	\$700

WA Restaurant Association Hospitality PAC	\$6,300
City Council	
Sally Bagshaw	\$700
Pamela Banks	\$700
Shannon Bradock	\$700
Tim Burgess	\$700
Bruce Harrell	\$700
Rob Johnson	\$700
Debora Juarez	\$700
Philip Tavel	\$700
Catherine Weatbrook	\$700

Vulcan	\$6,300
City Council	
Sally Bagshaw	\$700
Pamela Banks	\$700
Shannon Braddock	\$700
Tim Burgess	\$700
Jean Godden	\$700
Lorena González	\$700
Bruce Harrell	\$700
Rob Johnson	\$700
Debora Juarez	\$700

Seattle Police Guild	\$6,300
City Council	
Sally Bagshaw	\$700
Pamela Banks	\$700
Sandy Brown	\$700
Tim Burgess	\$700
Sally Clark	\$700
Lorena González	\$700
Bruce Harrell	\$700
Abel Pacheco	\$700
Tom Rasmussen	\$700

SEIU Local 6	\$6,250
City Council	
Sandy Brown	\$700
Sally Clark	\$300
Lorena González	\$700
Jon Grant	\$700
Bruce Harrell	\$350
Lisa Herbold	\$700
Rob Johnson	\$700
Mike O'Brien	\$700
Kshama Sawant	\$700
Brianna Thomas	\$350
Halei Watkins	\$350

WA Multi-Family Housing Association	\$6,200
City Council	
Sally Bagshaw	\$700
Shannon Braddock	\$700
Tim Burgess	\$700
Sally Clark	\$400
Lorena González	\$700
Bruce Harrell	\$700
Rob Johnson	\$700
Debora Juarez	\$700
Mike O'Brien	\$500
Tom Rasmussen	\$400

Professional & Technical Employees Local 17 PAC	\$6,050
City Council	
Sally Bagshaw	\$700
Sandy Brown	\$700
Tim Burgess	\$700
Lorena González	\$700
Bruce Harrell	\$350
Lisa Herbold	\$700
Rob Johnson	\$700
Tom Rasmussen	\$450
Kshama Sawant	\$700

International Brotherhood of Electrical Workers Local 77 PAC	\$6,000
City Council	
Sally Bagshaw	\$500
Tim Burgess	\$700
Sally Clark	\$500
Lorena González	\$700
Bruce Harrell	\$700
Lisa Herbold	\$700
Rob Johnson	\$300
Mike O'Brien	\$700
Tom Rasmussen	\$500
Kshama Sawant	\$700

Civic Alliance for a Sound Economy	\$5,950
City Council	
Sally Bagshaw	\$700
Pamela Banks	\$700
Shannon Braddock	\$700
Tim Burgess	\$700
Sally Clark	\$350
Lorena González	\$700
Bruce Harrell	\$700
Rob Johnson	\$700
Tom Rasmussen	\$700

Top 20 Employers of Contributors to City Council Candidates

The chart below shows the aggregate of contributions from contributors who list the entity named below as their employer. Contributions from the employer, if any, are not included in these totals.

1. NOT EMPLOYED	\$568,222
2. CITY OF SEATTLE	\$62,641
3. STATE OF WASHINGTON	\$61,919
4. KING COUNTY	\$30,483
5. MICROSOFT	\$29,688
6. VULCAN	\$13,750
7. GOODMAN REAL ESTATE	\$13,300
8. HOMEMAKER/HOUSEWIFE	\$13,088
9. BOEING	\$12,222
10. AMAZON	\$11,775
11. FEDERAL GOVERNMENT	\$11,450
12. CBE STRATEGIC	\$11,280
13. PACIFICA LAW GROUP	\$10,750
14. MCCULLOUGH HILL LEARY	\$9,150
15. TRILOGY PARTNERS	\$9,100
16. PINE STREET GROUP	\$8,900
17. K&L GATES	\$8,562
18. FOSTER PEPPER	\$7,350
19. PERKINS COIE	\$7,225
20. WASHINTON HOLDINGS	\$6,400

Campaigns are required to report the employer and occupations of contributors who contributions exceed \$100 in the aggregate.

2015 City Office and Ballot Issue Vote Returns

City of Seattle Primary Election Vote Returns – August 4, 2015

Ballots Cast/Registered Voters

126,012/414,340

Turnout 30.40%

Council District 1		
Lisa Herbold	5,234	30.15%
Shannon Braddock	4,824	27.78%
Philip Tavel	3,156	18.18%
Brianna Thomas	1,765	10.17%
Chas Redmond	1,268	7.30%
Jody Rushmer	368	2.12%
Karl Wirsing	245	1.41%
Arturo Robles	240	1.38%
Pavel Goberman	204	1.17%
Write-in	58	.33%

Council District 2		
Bruce Harrell	8,066	61.72%
Tammy Morales	3,223	24.66%
Josh Farris	1,725	13.20%
Write-in	55	.42%

Council District 3		
Kshama Sawant	11,675	52.03%
Pamela Banks	7,651	34.10%
Rod Hearne	2,168	9.66%
Morgan Beach	463	2.06%
Lee Carter	436	1.94%
Write-in	44	.20%

Council District 4		
Rob Johnson	5,516	32.84%
Michael Maddux	4,138	24.64%
Jean Godden	3,307	19.69%
Tony Provine	2,372	14.12%
Abel Pacheco	1,416	8.43%
Write-in	46	.27%

Council District 5		
Debora Juarez	6,635	39.25%
Sandy Brown	3,360	19.88%
Halei Watkins	2,431	14.38%
Kris Lethin	1,307	7.73%
Mercedes Elizalde	985	5.83%
Debadutta Dash	968	5.73%
David Toledo	959	5.67%
Hugh H. Russel	231	1.37%
Write-in	27	.16%

Council District 6		
Mike O'Brien	12,403	59.08%
Catherine Weatbrook	4,680	22.29%
Jon Lisbin	2,751	13.10%
Stan Shaufler	1,107	5.27%
Write-in	44	.20%

Council District 7		
Sally Bagshaw	12,292	76.63%
Deborah Zech-Artis	2,144	13.37%
Gus Hartmann	1,487	9.27%
Write-in	117	.73%

Council Position 8		
Tim Burgess	54,771	45.74%
Jon Grant	36,937	30.85%
John Roderick	19,034	15.90%
John Persak	8,301	6.93%
Write-in	702	.59%

Council Position 9		
Lorena González	77,839	65.02%
Bill Bradburd	17,895	14.95%
Alon Bassok	10,946	9.14%
Thomas A. Tobin	9,361	7.82%
Omari Tahir-Garrett	1,854	1.55%
Alex Tsimerman	1,470	1.23%
Write-in	344	.29%

Candidates in bold progressed to the General Election.

City of Seattle General Election Vote Returns – November 3, 2015

Ballots Cast/Registered Voters

191,267/419,292

Turnout 45.6%

Council District 1		
Lisa Herbold	12,459	49.75%
Shannon Braddock	12,420	49.59%
Write-in	164	.65%

Council District 2		
Bruce Harrell	9,532	50.79%
Tammy Morales	9,188	48.96%
Write-in	46	.25%

Council District 3		
Kshama Sawant	17,170	55.96%
Pamela Banks	13,427	43.76%
Write-in	87	.28%

Council District 4		
Rob Johnson	11,808	51.30%
Michael Maddux	11,100	48.22%
Write-in	111	.48%

Council District 5		
Debora Juarez	15,058	64.33%
Sandy Brown	8,224	35.13%
Write-in	126	.54%

Council District 6		
Mike O'Brien	18,830	61.29%
Catherine Weatbrook	11,802	38.41%
Write-in	91	.30%

Council District 7		
Sally Bagshaw	18,576	80.90%
Deborah Zech-Artis	4,213	18.35%
Write-in	172	.75%

Council Position 8		
Tim Burgess	91,863	54.55%
Jon Grant	75,585	44.88%
Write-in	968	.57%

Council Position 9		
Lorena González	128,588	78.06%
Bill Bradburd	35,293	21.43%
Write-in	844	.51%

Initiative Measure No. 122		
Yes	115,994	63.14%
No	67,714	36.86%

Proposition No. 1		
Yes	109,637	58.67%
No	77,222	41.33%

Compiled from reports prepared by King County Elections.

[\(\[kingcounty.gov/elections\]\(http://kingcounty.gov/elections\)\)](http://kingcounty.gov/elections).

