

Surveillance Technology Public Comment Meeting

Seattle Police Department



Public Records Act Notice

- This meeting is being recorded and will be posted online
- Information provided (including public comments) to the City of Seattle is considered a public record and may be subject to public disclosure. For more information see the [Public Records Act, RCW Chapter 42.56.](#)



City of Seattle's Definition of Surveillance

- Surveillance is defined as technologies that "observe or analyze the movements, behavior, or actions of identifiable individuals in a manner that is reasonably likely to raise concerns about civil liberties, freedom of speech or association, racial equity or social justice."
- Certain technologies, such as police body cameras and technologies for everyday office use, are excluded from the law.

Rundown of Events

- SPD will present on technologies currently in use
 - Video Recording Systems
 - FLIR w/KCSO Helicopter
 - Situational Awareness Cameras without Recording
- Public Comment Opportunity



Ground Rules

Attendees will be asked to adhere to the surveillance public meeting code of conduct:


- ✓ Be respectful of diverse opinions and experiences.
- ✓ Be an active listener during presentations.
- ✓ Anyone exhibiting disruptive behavior, intimidation or aggression, may be muted. If so, they will be asked to provide comment online or by letter.
- ✓ Please keep comments as brief as possible and related to technologies in focus to allow everyone an opportunity to speak.

WebEx Basics

Participant Etiquette


Manage your audio and video appropriately. It is good Webex etiquette to mute your line when you are not speaking. The microphone icon will be **RED** when muted.

Using video in a meeting can help teams stay connected and aligned as well as improve overall communication. Sometimes though, video can be distracting. To mute your video, click the video icon. The icon will be **RED** when muted.

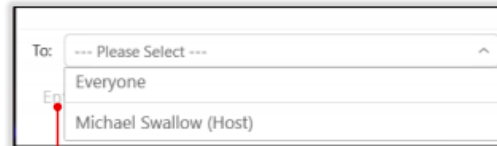



Chatting

Select the Chat icon on the tool bar at the bottom of the screen.

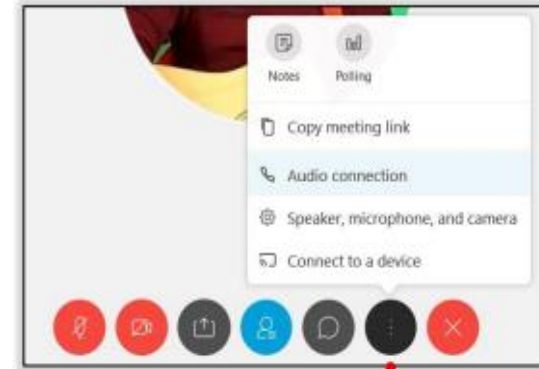


Select the drop box.

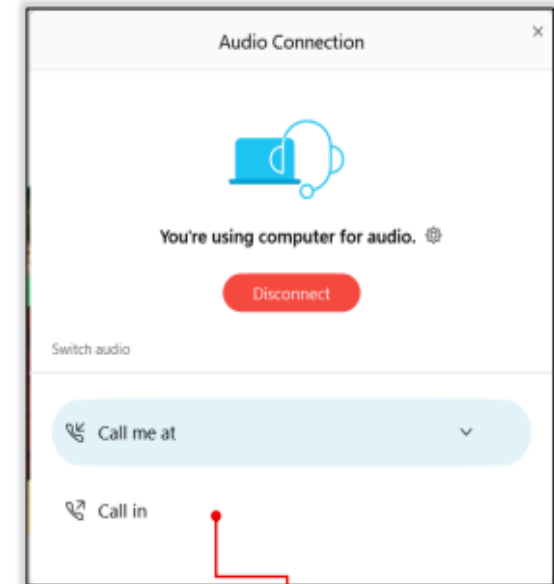


Select if you would like to send your message to **Everyone** or to a specific individual. If you select a specific individual, this will send the message privately so no one else in the meeting will see it.

Troubleshooting Audio



If you are having audio issues, click on the **ellipsis (...)**. You can test your **speakers, microphone, and camera** here, or select **Audio Connection** to change the way you are connected.



Select from the available options to change your audio connection.

WebEx Basics

For Dial-In Attendees

- Once the meeting starts, if you have a question, press “*3” to raise your hand. Once you have raised your hand, you'll hear the prompt, "You have raised your hand to ask a question. Please wait to speak until the host calls on you."
- To hear a list of commands available during your meeting or event, press “**”.
- If you no longer want to ask a question, or the host has already called on you, then press “*3” to lower your hand. You will hear a message, "You have lowered your hand".



How to Comment on Technologies


- Survey Link: <https://seattle.surveymonkey.com/r/KSQRHQZ>
- Mail a comment to Surveillance & Privacy Program: Seattle IT, PO Box 94709, Seattle, WA 98124

Additional Comments

For additional comments unrelated to these specific surveillance technologies, please utilize the following resources:

- [Find Your Council District / Councilmember](#)
 - Contact City Council at council@seattle.gov
- [SPD Contact Information](#)



The background of the slide is a blue-tinted photograph of the Seattle City Hall building. The building's facade is made of light-colored stone blocks, and the words "SEATTLE CITY HALL" are carved into the stone in a serif font. The building is a multi-story structure with a curved facade on the left side. The overall image has a strong blue color cast.

Group 3 Technologies: Video Recording Systems, FLIR, Situational Awareness Cameras

Seattle Police Department

October
2020

Seattle Police Department Mission

- **Prevent crime;**
- **Enforce the law, and**
- **Support quality public safety by delivering respectful, professional and dependable police services.**



Video Recording Systems

- Used to record and/or monitor member of the public in specific, secure locations within SPD facilities
- **Milestone Video Management:**
 - Blood Alcohol Collection (BAC) Rooms
 - Precinct Holding Cells
- **Genetec Video Management System:**
 - Interview and Lineup Rooms

Video Recording Systems

Why do we use the technology?

- Create visual record of activities in the interview rooms, BAC rooms, and precinct holding cells
- Prevents disputes about how interviews are conducted or how suspects, victims, and witnesses are treated
- Enhances SPD accountability in the community and enhances confidence in SPD practices

How It Works

- The **Genetec Video Management System** includes camera and microphone equipment that is permanently installed in the interview rooms on the 6th and 7th floors of SPD Headquarters
- The **Milestone Video Management Software and Products** consist of cameras located in BAC rooms and precinct holding cells throughout SPD's facilities.
- Signage informs employees and members of the public that camera and recording devices are present



Recording Data Storage

Genetec (Interview Rooms)

- After an interview is conducted the recording of the interview is copied to a high-quality evidence grade DVD+R disc. This evidence-grade disc is then submitted into the SPD Evidence Section as a standard item of evidence. Standard evidence retention rules are then followed

Milestone (BAC Rooms and Precinct Holding Cells)

- The recordings are made by the Milestone system. A request by an authorized party (Homicide, OPA, OIG, etc.) for specific footage is made for criminal or internal investigations. The recordings are held for a minimum of 120 and a maximum of 217 days unless used as evidence in a particular case.

Policies Governing Use

- Recorded Statements (SPD Policy 7.110)
- Evidence (SPD Policy 7.090)
- Use of department-owned devices/software (SPD Policy 12.040)
- Access to criminal justice information and records (SPD policies 12.050 and 12.080)
- Use of department email and internet (SPD Policy 12.110)
- Use of cloud storage services (SPD policy 12.111)

<http://www.seattle.gov/police-manual>



Forward Looking Infrared Real-time Video (FLIR)- KCSO Helicopter

- The King County Sheriff's Air Support Unit is the only full-time rotary-wing law enforcement aviation unit in Washington State
- The forward looking infrared (FLIR) camera technology housed within the Guardian One and Guardian Two helicopters provides an enhanced picture of incident scenes by layering heat signatures of individuals and objects on top of the aerial video. The FLIR technology allows for subjects to be detected even when obscured by clouds, haze, or darkness

Forward Looking Infrared Real-time Video (FLIR)- KCSO Helicopter

Why do we use the technology?

- Rapid response to crime or disaster scenes
- Provides a bird's eye view of events happening on the ground
- FLIR technology allows for subjects to be detected even when obscured by clouds, haze, or darkness

How It Works

- King County Sheriff's Air Support Unit is operated by the King County Sheriff's Office and is available to assist the Seattle Police Department at no charge through the Puget Sound Regional Aviation Project and the Seattle Urban Area Security Initiative (UASI).
- FLIR systems use heat emitted by subjects and objects to provide enhancement to images of active scenes
- The FLIR systems cannot see into homes or other structures



Policies Governing Use

- King County Sheriff's Office Air Support Unit (SPD Policy 16.060)
- Evidence (SPD Policy 7.090)
- Access to criminal justice information and records (SPD policies 12.050 and 12.080)
- Use of department email and internet (SPD Policy 12.110)
- Use of cloud storage services (SPD policy 12.111)

<http://www.seattle.gov/police-manual>

Situational Awareness Cameras Without Recording

- Portable cameras that allow officers to observe around corners or other areas during tactical operations where officers need to see the situation before entering an area of concern
- **Robot Mounted Cameras** – The Avatar Robot by RoboteX incorporates a 360-degree optical camera and is remote controlled by officers from a safe position on scene. The remote range of the Avatar Robot is approximately 200 meters.
- **Pole Cameras** – Pole camera models are made by Tactical Electronics and Smith and Wesson. These are small, portable cameras that can be extended in height (to approximately 20'). They are typically handheld during their use and send secure images to the user's handheld remote monitor.
- **Placeable Cameras** – Camera models are made by Remington and Tactical Electronics. They are small portable cameras designed to be placed in specific strategic locations and situations. These models also send secure images to the user's handheld remote monitor.
- **Throwable Cameras** – Camera models are made by Remington and Tactical Electronics. These small, rugged cameras are designed to be thrown into situations where access by SPD personnel is not possible. Like the pole and placeable cameras, the secure images are transmitted to the user's handheld remote monitor.

Situational Awareness Cameras Without Recording

Why do we use the technology?

- SPD's tactical units use situational awareness cameras to assess potentially dangerous situations from a safe location.
- These cameras allows SPD to view surroundings and gain additional information prior to entering a location, providing additional safety and security to SPD personnel, the subjects of the observation, and other members of the community

How They Work

- Only members of SWAT are authorized to use this equipment and are specifically trained in their use
- These cameras may be lowered or thrown into position, attached to a hand-held pole and extended around a corner or into an area. The cameras contain wireless transmitters that send images to nearby officers
- No recordings are made using these cameras



Policies Governing Use

- Bias-Free Policing (SPD Policy 5.140)
- Standards and Duties (SPD Policy 5.001)
- Specialty Vehicles & Equipment (SPD policies 13.060)

<http://www.seattle.gov/police-manual>



Public Comment



Please use the “raise hand” feature and we will call on individuals one at a time for questions



The Q&A feature will also be open for questions or comments at this time

What's Next?

- Visit the [Group 3 Technologies Survey](#) to submit comments about these technologies
- Comments collected will be included in the SIR submitted to the Surveillance Advisory Working Group, and then City Council for full Council vote.

Thank You
For Attending

SEATTLE
CITY HALL