

# APARTMENT RECYCLING REPORT

DECEMBER 1999

Seattle Public Utilities, Resource Planning Division, Forecasting & Evaluation Section

Report Date: February 16, 2000

Phone: (206) 684-4143

## Tonnage Summary by Sector:

Total Apartment Recycling Tons in December: 1,009 Tons (2.7% lower vs same period in '98)  
Cumulative Apartment Recycling Tons: 10,654 Tons (4.1% higher vs same period in '98)

Total North End Tons in December: 890 Tons (2.1% lower vs same period in '98)  
Cumulative Total North End Tons: 9,298 Tons (3.6% higher vs same period in '98)

Total South End Tons in December: 119 Tons (6.8% lower vs same period in '98)  
Cumulative Total South End Tons: 1,356 Tons (7.4% higher vs same period in '98)

## 1999 Cumulative Tonnage by Contractor:

Nuts 'n' Bolts Recycling: 4,799 Tons (2.1% higher vs same period in '98)  
General Disposal: 4,499 Tons (5.2% higher vs same period in '98)  
West Seattle Recycling: 1,189 Tons (7.8% higher vs same period in '98)  
Recycle Seattle II: 168 Tons (4.5% higher vs same period in '98)

## Sign Up Status of Dumpster Accounts as of December, 1999:

Date	Total Eligible	Total Signed-up: City Apartment Program	Plus Buildings Signed up w/Private Recyclers	Plus Dumpster Accts on Single Fam. Curb Rec Program	Less Apartment Prog. Bldgs not on dump. Garb. Service	Adjusted Total Apartment Signed-up: City+Private	Percent Signed Up
<b>Buildings</b>	5,454	2,784	85	506	-193	3,182	58.3%
<b>Units</b>	103,913	66,119	4250	2431	-1358	71,442	68.8%

## Basics of City-Sponsored Apartment Recycling Program

Four private contractors offer recycling collection services to buildings with five or more units.

### Service Areas<sup>2</sup>:

- North End: Nuts 'n' Bolts and General Disposal service the area N. of Yesler.
- South End: West Seattle Recycling and Recycle Seattle II service the area S. of Yesler.

### Nuts 'n' Bolts Recycling and West Seattle Recycling:

- Nuts 'n' Bolts start date: May, 1989 • West Seattle Recycling start date: January, 1991
- Source separated collection
- Service must include collection of aluminum, glass, mixed paper, newspaper, & tin (collection of these materials **required** for this program as of December 1992); collection of plastic is optional for these two contractors.

### General Disposal and Recycle Seattle II:

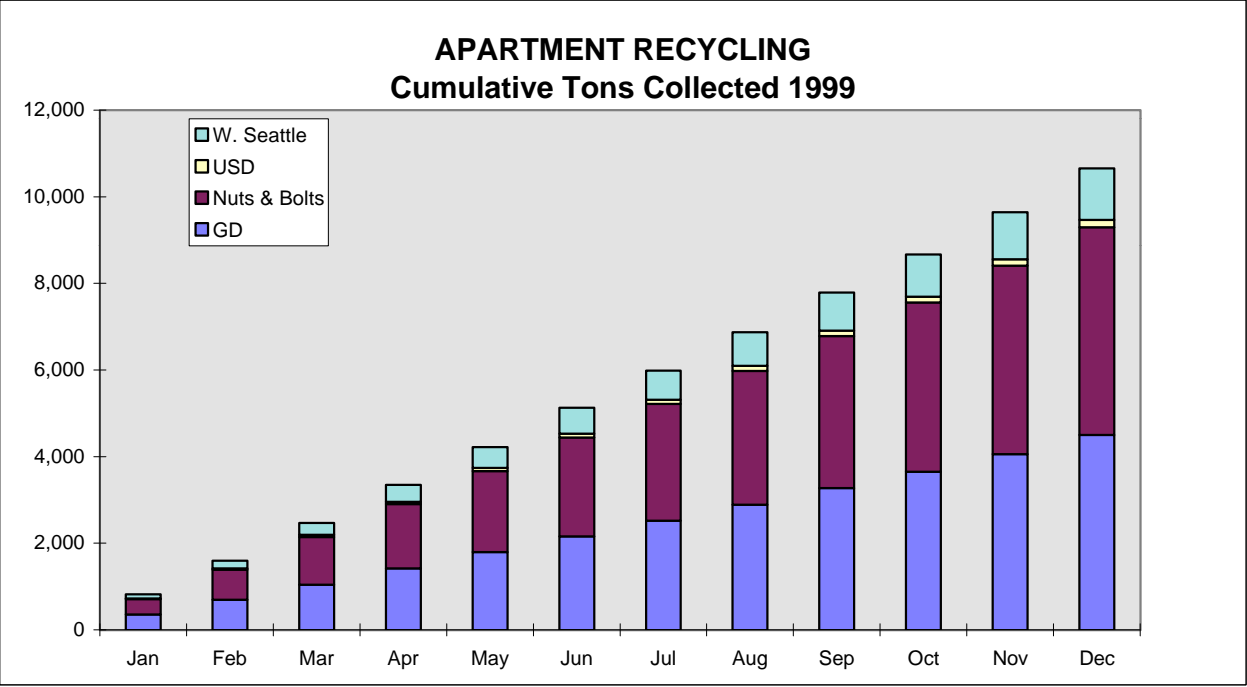
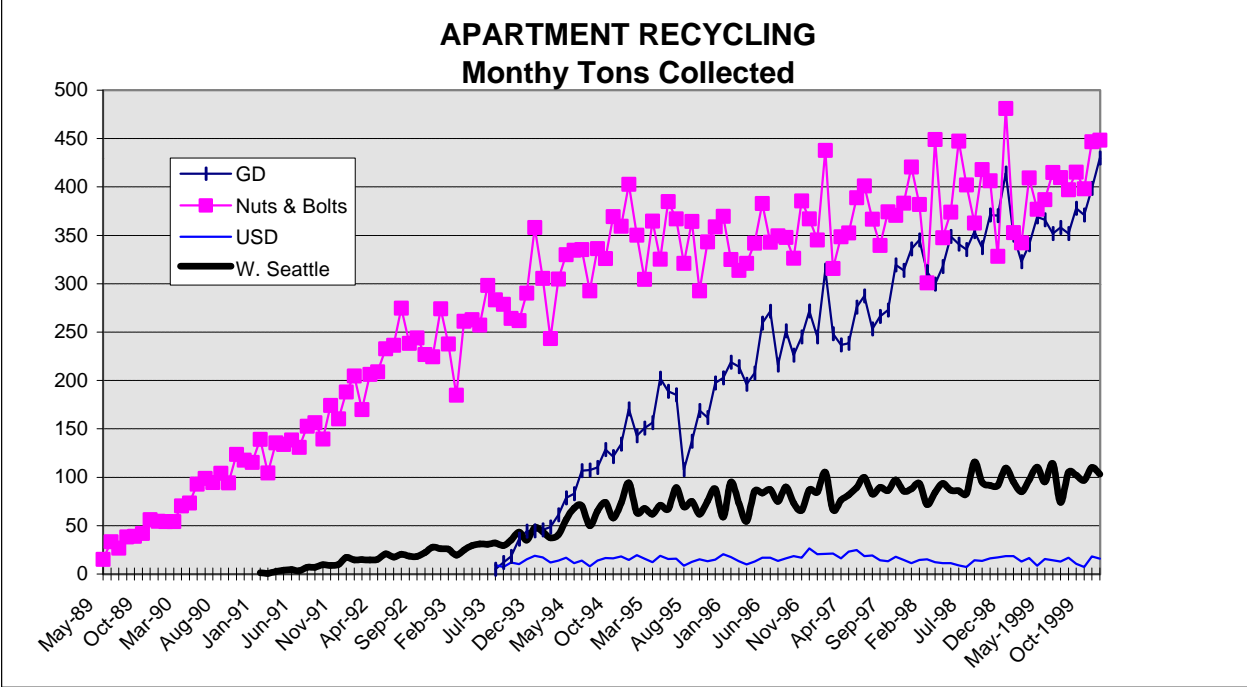
- Start date: July, 1993
- Commingled collection with separate container for glass
- Service must include collection of aluminum, glass, mixed paper, newspaper, tin, & plastic

- 1) Buildings with 5 or more units are eligible for the City-sponsored Apartment Recycling Program. Accounts and premises with dumpster garbage service are used as an approximation of eligible buildings and units. (Data source for = CUBS9/99). **NEW 6/99:** Total signed up has been revised to reflect actual dumpster account recycling. Thus, total signed up is not equal to number of buildings on apartment program because a) buildings with private recycling are counted in signed up total b) some buildings recycle using the curb/alley program c) some signed up buildings are on "can" not dumpster service.
- 2) The north and south boundaries for the apartment recycling program are not the same as the boundaries for the curbside recycling program. The boundaries for the curbside program are north and south of the ship canal.

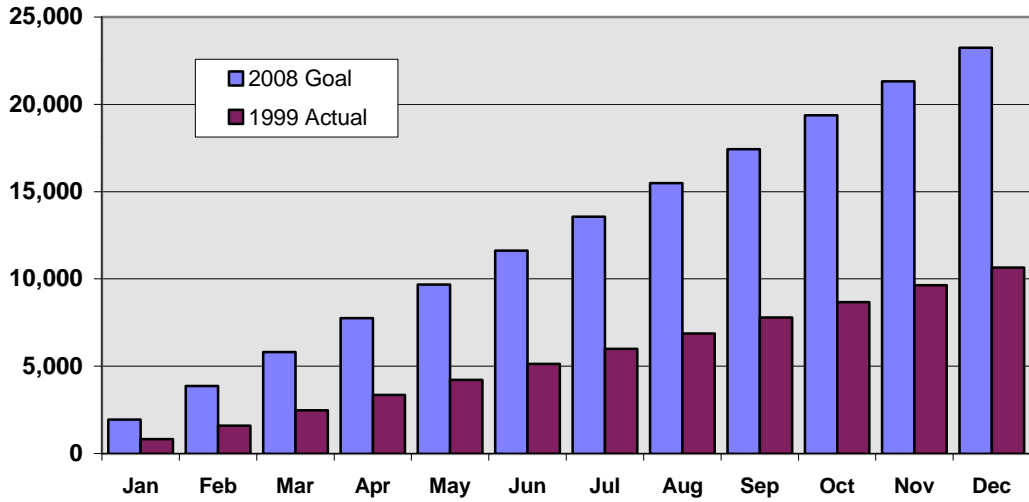
Apartment Recycling Program

Year	Month	Tons by Material							Total Tons	Buildings	Units	Units/ Building	Pounds/ Building	Pounds/ Unit
		Aluminum	Glass	Mixed Paper	Newspaper	Plastic	Tin	Cont.(1)						
98	1	6.0	143.8	437.8	225.2	9.9	12.7	13.8	849.1	2,468	58,924	24	688	29
98	2	3.9	131.3	314.7	232.7	7.0	11.2	8.6	709.3	2,471	58,913	24	574	24
98	3	8.8	191.5	369.0	260.9	8.6	6.7	8.7	854.1	2,485	59,164	24	687	29
98	4	6.0	141.7	286.1	321.9	7.3	7.0	11.3	781.4	2,515	59,617	24	621	26
98	5	3.7	136.8	325.0	327.9	16.4	11.0	13.3	834.0	2,526	60,223	24	660	28
98	6	5.9	154.4	504.6	205.4	6.5	6.4	10.6	893.9	2,558	61,061	24	699	29
98	7	6.3	163.9	428.5	215.1	6.5	7.5	13.3	841.2	2,572	61,370	24	654	27
98	8	5.8	165.6	454.8	201.7	8.9	9.6	8.2	854.5	2,582	61,654	24	662	28
98	9	7.0	137.7	471.0	229.4	11.6	6.9	11.0	874.6	2,594	61,709	24	674	28
98	10	4.9	158.5	466.2	238.7	5.3	11.9	7.5	893.0	2,601	61,964	24	687	29
98	11	5.1	137.5	396.9	254.6	4.8	8.9	9.2	816.9	2,603	62,059	24	628	26
98	12	6.9	172.6	565.9	265.0	6.8	6.3	13.4	1,036.8	2,608	62,147	24	795	33
99	1	5.4	125.9	424.5	243.0	7.1	11.4	5.9	823.1	2,614	62,275	24	630	26
99	2	5.4	146.4	416.8	182.2	7.9	4.0	13.1	775.7	2,625	62,441	24	591	25
99	3	7.5	166.5	436.4	238.3	6.8	7.9	9.1	872.5	2,622	62,342	24	665	28
99	4	7.8	163.6	453.0	229.0	7.0	4.7	8.8	873.8	2,634	62,726	24	663	28
99	5	4.0	141.8	505.0	203.0	6.0	4.2	10.0	873.9	2,666	63,693	24	656	27
99	6	5.4	180.3	488.3	212.5	5.8	3.0	10.4	905.7	2,701	64,370	24	671	28
99	7	7.2	162.3	448.4	223.1	9.0	4.8	6.5	861.2	2,732	64,622	24	630	27
99	8	7.2	174.2	451.3	223.8	8.6	5.8	15.9	886.8	2,758	65,100	24	643	27
99	9	4.7	176.3	478.2	237.7	5.9	3.2	8.7	914.6	2,765	65,098	24	662	28
99	10	7.1	156.3	460.6	233.4	7.9	7.7	5.9	878.9	2,802	66,034	24	627	27
99	11	3.9	157.5	523.9	277.5	6.5	3.9	6.2	979.3	2,824	66,585	24	694	29
99	12	3.2	157.5	561.5	260.2	8.8	6.0	11.6	1,008.8	2,784	66,119	24	725	31
1999 Total:		68.6	1,908.6	5,647.9	2,763.6	87.3	66.4	111.9	10,654.3			1999 Average:	655	28
1998 Total:		70.2	1,835.2	5,020.4	2,978.4	99.6	106.1	129.0	10,238.8			1998 Average:	669	28
1997 Total:		68.9	1,646.4	4,686.3	2,521.9	87.3	114.5	89.5	9,214.8			1997 Average:	639	27
1996 Total:		69.9	1,527.3	3,296.6	3,041.2	78.7	113.3	61.8	8,188.7			1996 Average:	614	25
1995 Total:		49.6	1,458.3	2,555.7	2,995.5	14.2	120.0	NA	7,193.2			1995 Average:	608	24
1994 Total:		51.2	1,223.1	3,010.2	1,674.8	0.4	100.7	NA	6,060.5			1994 Average:	659	24
1993 Total:		47.0	769.5	2,517.4	435.6	0.3	84.6	NA	3,854.3			1993 Average:	646	20
1992 Total:		3.3	736.2	1,438.5	726.7	NA	68.7	NA	2,973.4			1992 Average:	753	24
1991 Total:		0.9	410.6	661.7	732.7	NA	23.6	NA	1,829.5			1991 Average:	773	25
1990 Total:		NA	228.7	500.8	358.4	NA	6.3	NA	1,094.2			1990 Average:	712	23
1989 Total:		NA	69.9	42.7	192.8	NA	NA	NA	305.4			1989 Average:	NA	NA

(1) Cont. = Contaminants. Contaminants are reported separately for General Disposal only.



### APARTMENT RECYCLING Cumulative Tons Collected 1999



### APARTMENT RECYCLING Accounts Signed-up

