

CITYWIDE CRIME



SeaStat Crime Dashboard

Crime counts are based on the primary offense within a single incident, and do not represent the number of victims, or associated offenses within an incident. Crime data is dynamic and will change based on reporting and investigative updates.



Time Frame: **YTD**



VIEW: Table | TIME FRAME: YTD | PRECINCT: (All) | SECTOR: (All) | BEAT: (All) | NEIGHBORHOOD: (All) | CRIME GROUP: (Multiple values) | CRIME CATEGORY: (All) | CRIME SUBCATEGORY: (All) | CRIME DESCRIPTION: (All) | SELECT A MAP: PRECINCT

PATROL PORTAL

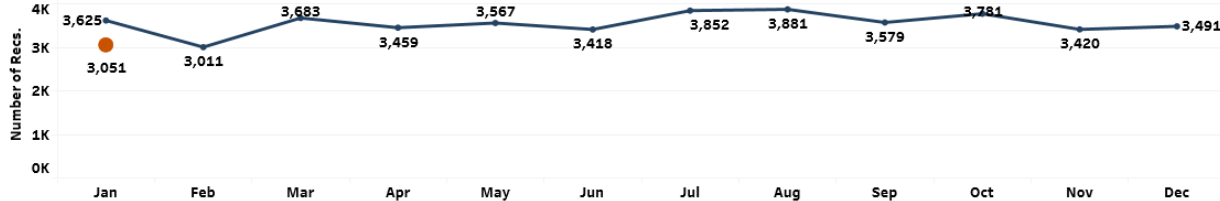
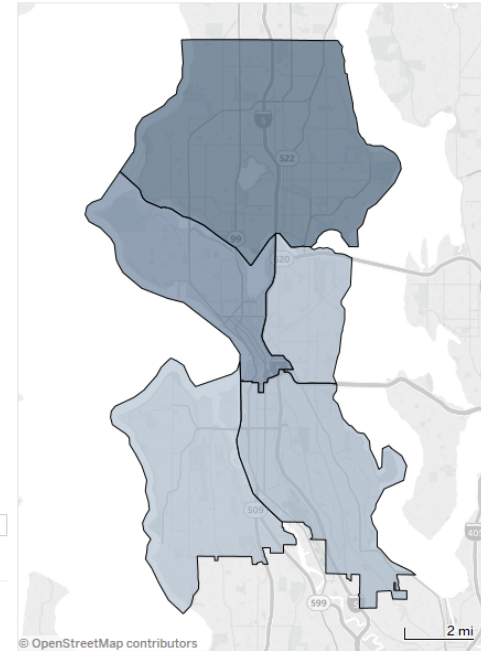
Precinct: All MCPP: All Crime Category: All

Last Update: 1/30/2018 12:07:12 PM

Reports in Transcription: 78

Crime by PRECINCT Map

CRIME GROUP	CRIME CATEGORY	2018	2017	AMT. CHANGE	% CHANGE	5YR WTD AVG
PERSON	HOMICIDE	2	2	0	0%	2
	SEX OFFENSE	78	67	11	16%	57
	ROBBERY	127	110	17	15%	112
	AGGRAVATED ASSAULT	126	110	16	15%	96
	AGGRAVATED ASSAULT-DV	46	59	-13	-22%	53
	Total		379	348	31	9%
PROPERTY	ARSON	▲ 16	10	6	60%	6
	BURGLARY-RESIDENTIAL	379	433	-54	-12%	415
	BURGLARY-COMMERCIAL	212	217	-5	-2%	187
	LARCENY-THEFT	896	965	-69	-7%	908
	CAR PROWL	872	1,256	-384	-31%	1,158
	MOTOR VEHICLE THEFT	297	297	0	0%	325
	Total		2,672	3,178	-506	-16%
Grand Total		3,051	3,526	-475	-13%	3,319



SELECT Yearly View

Legend: 2018 (Orange), 2017 (Blue)

INFORMATION PRESENTED ON THIS DASHBOARD IS TO BE USED FOR **LAW ENFORCEMENT PURPOSES ONLY** AND SHALL NOT BE DUPLICATED, PRESENTED, OR OTHERWISE RELEASED TO NON-LAW ENFORCEMENT PERSONNEL OR IN A PUBLIC FORUM

CITYWIDE SHOTS FIRED



SeaStat Shots Fired Dashboard

Shots Fired include injury and non-injury firearm-related incidents. Shootings are firearm-related incidents that resulted in injury or death. Self-inflicted and officer-involved shootings are not included.
Report inception: 2012

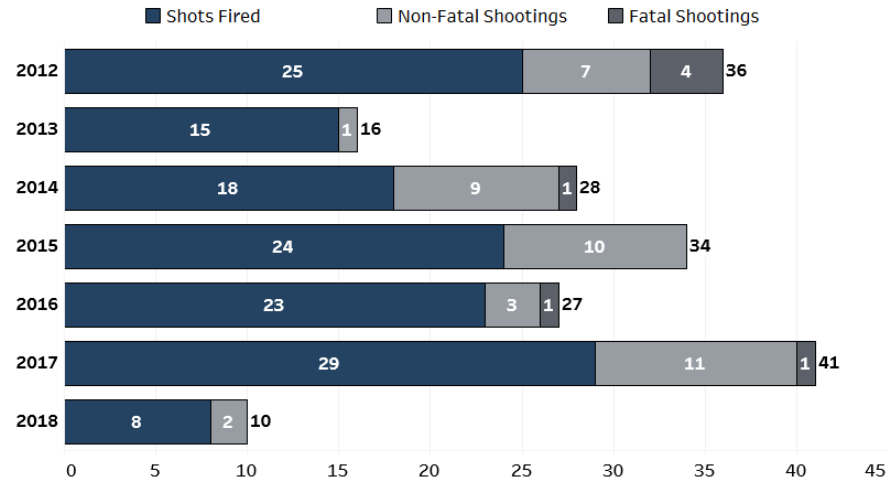


Last Update: 1/29/2018

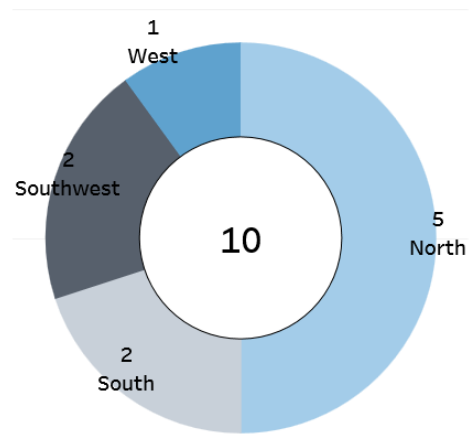
YEAR:
 PRECINCT:
 MCPP:

Shots Fired Report
 MAP SELECTION

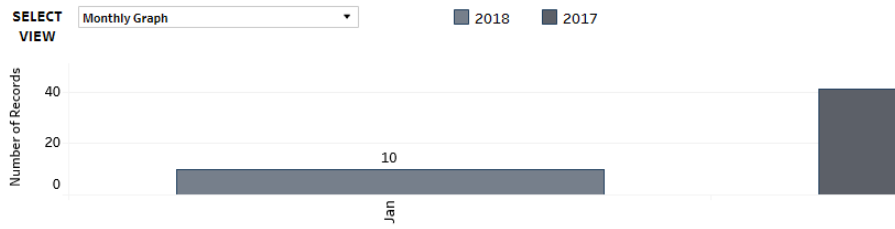
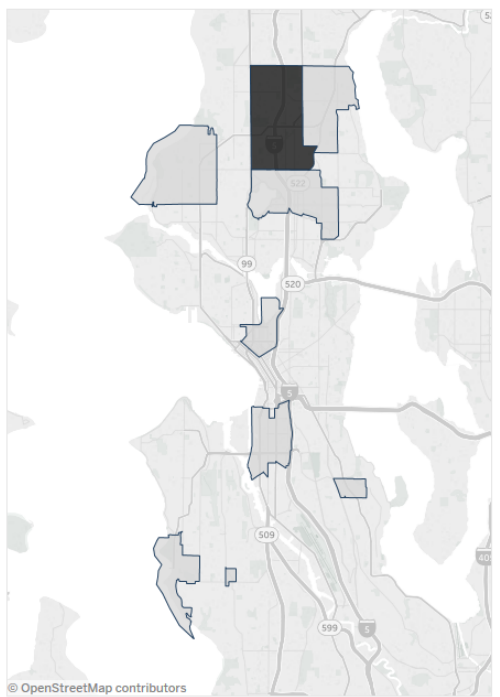
Shootings & Shots Fired YTD



2018 Shots Fired by Precinct



Citywide Shots Fired by MCPP



INFORMATION PRESENTED ON THIS DASHBOARD IS TO BE USED FOR LAW ENFORCEMENT PURPOSES ONLY AND SHALL NOT BE DUPLICATED, PRESENTED, OR OTHERWISE RELEASED TO NON-LAW ENFORCEMENT PERSONNEL OR IN A PUBLIC FORUM

CITYWIDE CAD EVENTS



SeaStat CAD Dashboard

PRECINCT (All) |
 SECTOR (All) |
 BEAT (All) |
 NEIGHBORHOOD (All) |
 PRIORITY (Multiple...) |
 MIR CATEGORY (All) |
 MIR SUBCATEGORY (All) |
 MIR DESC (All) |
 DISPOSITION (Multiple valu...) |
 ONVIEW/DISPATCHED (All) |
 UNIT TYPE (All) |
 WATCH (All) |
 TIME FRAME YTD |
 CUSTOM START DATE 1/1/2018 |
 CUSTOM END DATE 1/11/2018



Precinct: All Sector: All Beat: All MCPP: All Onview/Dispatched: Time Frame: YTD

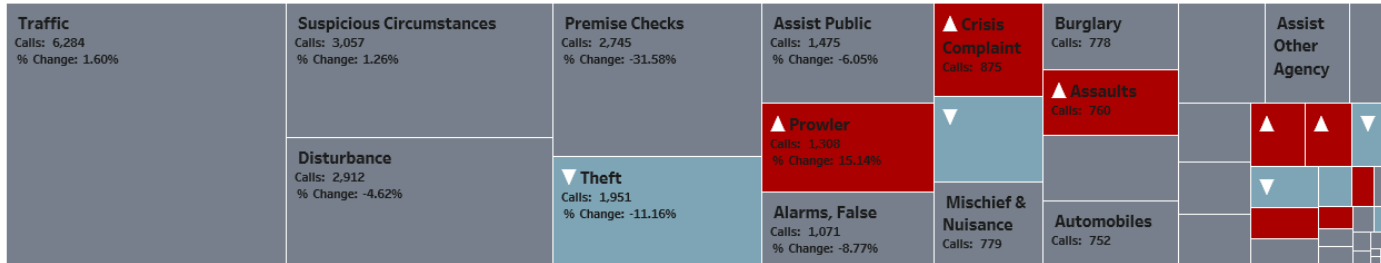
Last Update: 1/30/2018 2:16:14 PM

SELECT A MAP

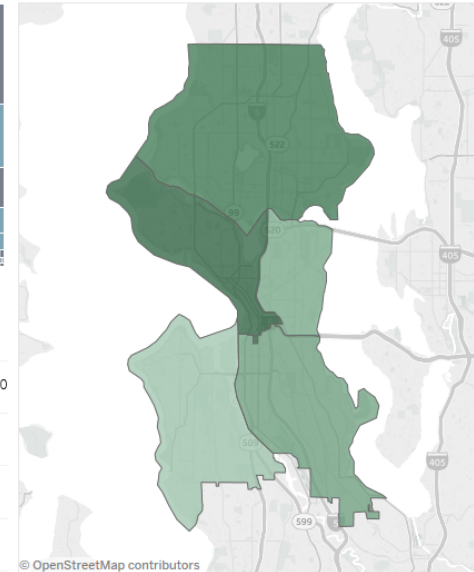
PCT

CALL VOLUME THRESHOLD

Treemap Cold Hot Normal

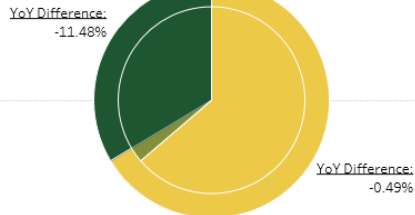


Call Volume by PCT Map (Time Frame: YTD)

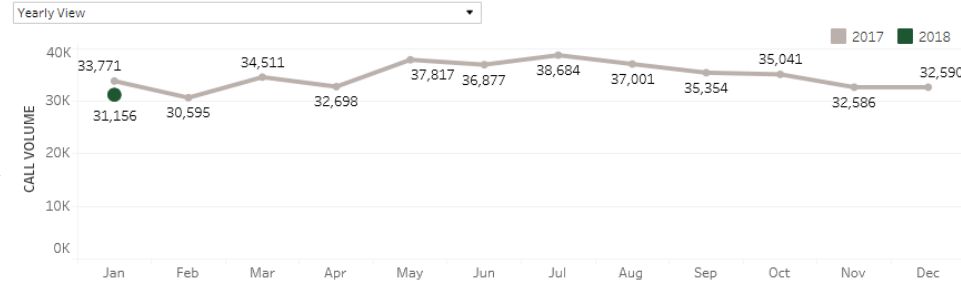


Onview vs. Dispatched

Dispatched (Yellow) Onview (Green)



CALL VOLUME TREND



INFORMATION PRESENTED ON THIS DASHBOARD IS TO BE USED FOR LAW ENFORCEMENT PURPOSES ONLY AND SHALL NOT BE DUPLICATED, PRESENTED, OR OTHERWISE RELEASED TO NON-LAW ENFORCEMENT PERSONNEL OR IN A PUBLIC FORUM

CITYWIDE RESPONSE TIME



SeaStat Response Time Dashboard

Response time is calculated on dispatched, fielded calls. It is the time taken from the original time queued until the first unit arrives on the scene. This includes dispatch delay and travel time.

PRECINCT (All) | **SECTOR** (All) | **BEAT** (All) | **NEIGHBORHOOD** (All) | **PRIORITY** 1 | **INITIAL TYPE CATEGORY** (All) | **INITIAL TYPE SUBCATEGORY** (All) | **INITIAL TYPE DESC** (All) | **WATCH** (All) | **TIME FRAME** YTD | **CUSTOM START DATE** 1/1/2018 | **CUSTOM END DATE** 1/11/2018



Precinct: All Sector: All Beat: All MCPPP: All Priority: 1 Time Frame: YTD

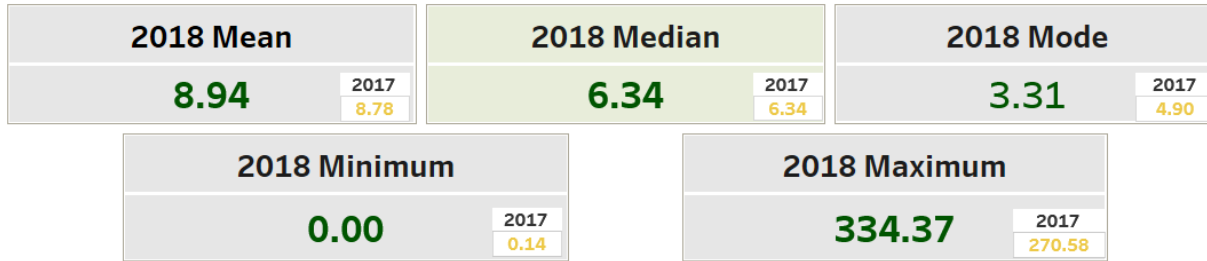
Last Updated: 1/30/2018 2:16:14 PM



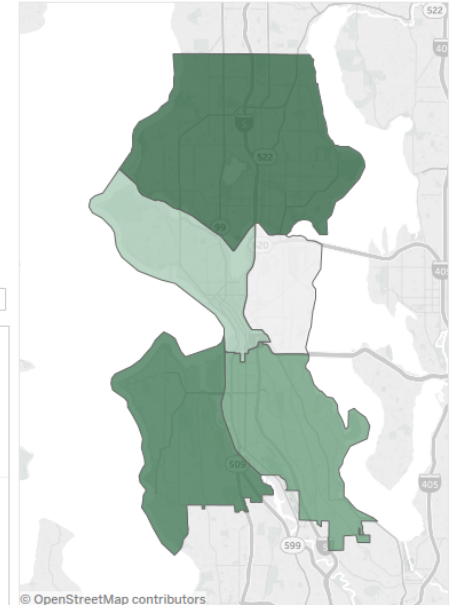
TABLE VIEW

SELECT A MAP

PCT

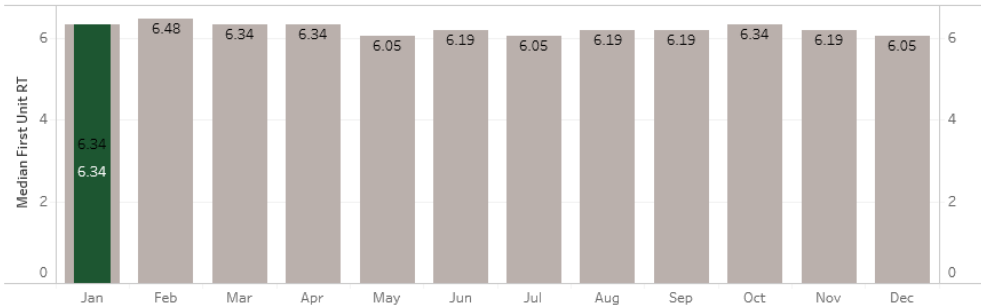


Median Response Time by PCT Map
(Priority: 1 Time Frame: YTD)



MEDIAN RESPONSE TIME

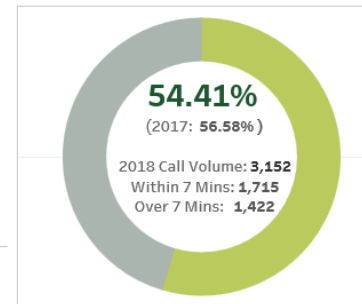
Yearly View



Calls Responded in 7 Minutes

% Over Select Mins | % Within Select Mins

Select Mins: 7



INFORMATION PRESENTED ON THIS DASHBOARD IS TO BE USED FOR **LAW ENFORCEMENT PURPOSES ONLY** AND SHALL NOT BE DUPLICATED, PRESENTED, OR OTHERWISE RELEASED TO NON-LAW ENFORCEMENT PERSONNEL OR IN A PUBLIC FORUM