



Seattle Police Department

# SEA STAT

April 13, 2016



# PRINCIPLES OF SEASTAT

## **1. Accurate and Timely Information**

Know what is happening

## **2. Effective Tactics**

Have a plan

## **3. Rapid Deployment**

Do it quickly

## **4. Relentless Follow-up and Assessment**

If it works, do more. If not, do something else

# FORMULATING CRIME REDUCTION STRATEGIES

## Focus on...

- *Problem Locations*
- *Prolific Offenders*
- *Repeat and Vulnerable Victims*



# CITYWIDE MAJOR CRIME

## 28 Day & Year to Date (YTD) Detail

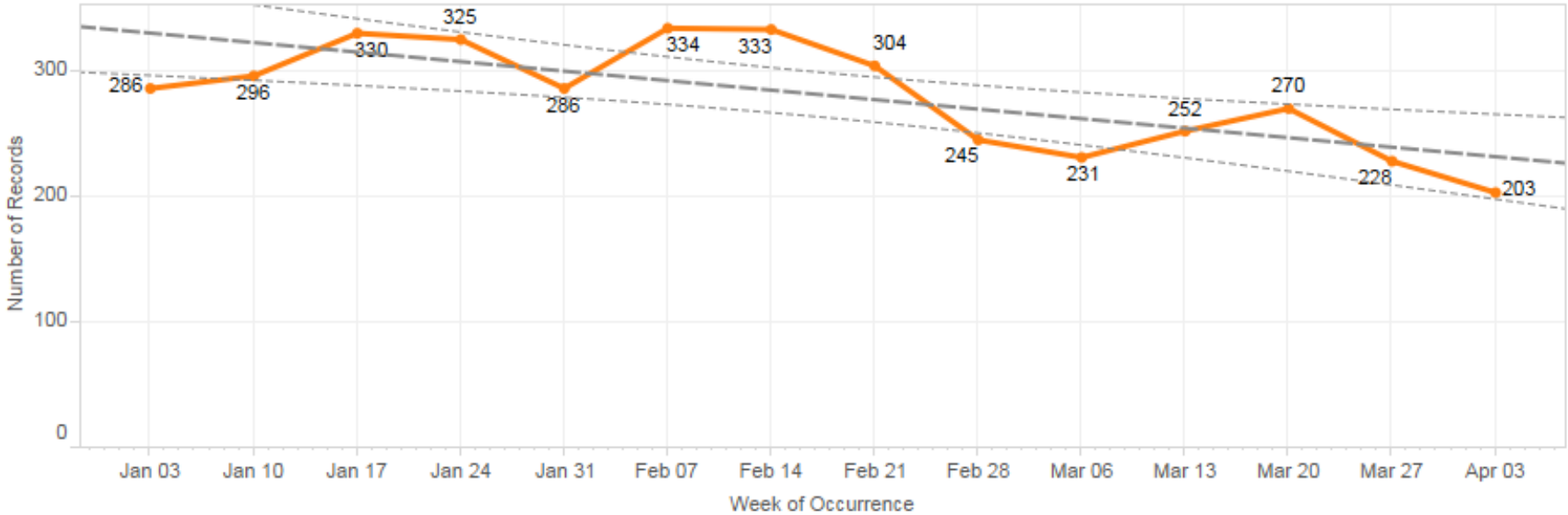
Crime Category	WEEK 1 03/13 - 03/19	WEEK 2 03/20 - 03/26	WEEK 3 03/27 - 04/02	WEEK 4 04/03 - 04/09	28 DAY Total	YTD 04/09 2015	YTD 04/09 2016	YTD Amount Change
Homicide	0	2	2	1	5	6	10	4
Rape	1	1	1	6	9	30	37	7
Robbery	32	37	28	30	127	433	401	-32
DV Assault - Aggravated	9	11	8	7	35	167	171	4
Assault-Aggravated (Excludes DV)	31	29	29	22	111	336	379	43
<b>Person Crime TOTAL</b>	<b>73</b>	<b>80</b>	<b>68</b>	<b>66</b>	<b>287</b>	<b>972</b>	<b>998</b>	<b>26</b>
Burglary - Residential	99	83	96	68	346	1,279	1,407	128
Burglary - Non-Residential	38	33	53	42	166	511	661	150
Larceny-Theft	182	221	204	142	749	3,377	3,002	-375
Carprowl/Theft-Auto Accessories-Auto Parts-License Plate	252	271	230	222	975	3,378	4,049	671
Motor Vehicle Theft	69	67	63	60	259	1,102	1,101	-1
<b>Property Crime TOTAL</b>	<b>640</b>	<b>675</b>	<b>646</b>	<b>534</b>	<b>2,495</b>	<b>9,647</b>	<b>10,220</b>	<b>573</b>
<b>GRAND TOTAL</b>	<b>713</b>	<b>755</b>	<b>714</b>	<b>600</b>	<b>2,782</b>	<b>10,619</b>	<b>11,218</b>	<b>599</b>

SPD Operations Dashboard Snapshot - 4/14/16

# CITYWIDE CAR PROWL BY WEEK

January 3 – April 9, 2016

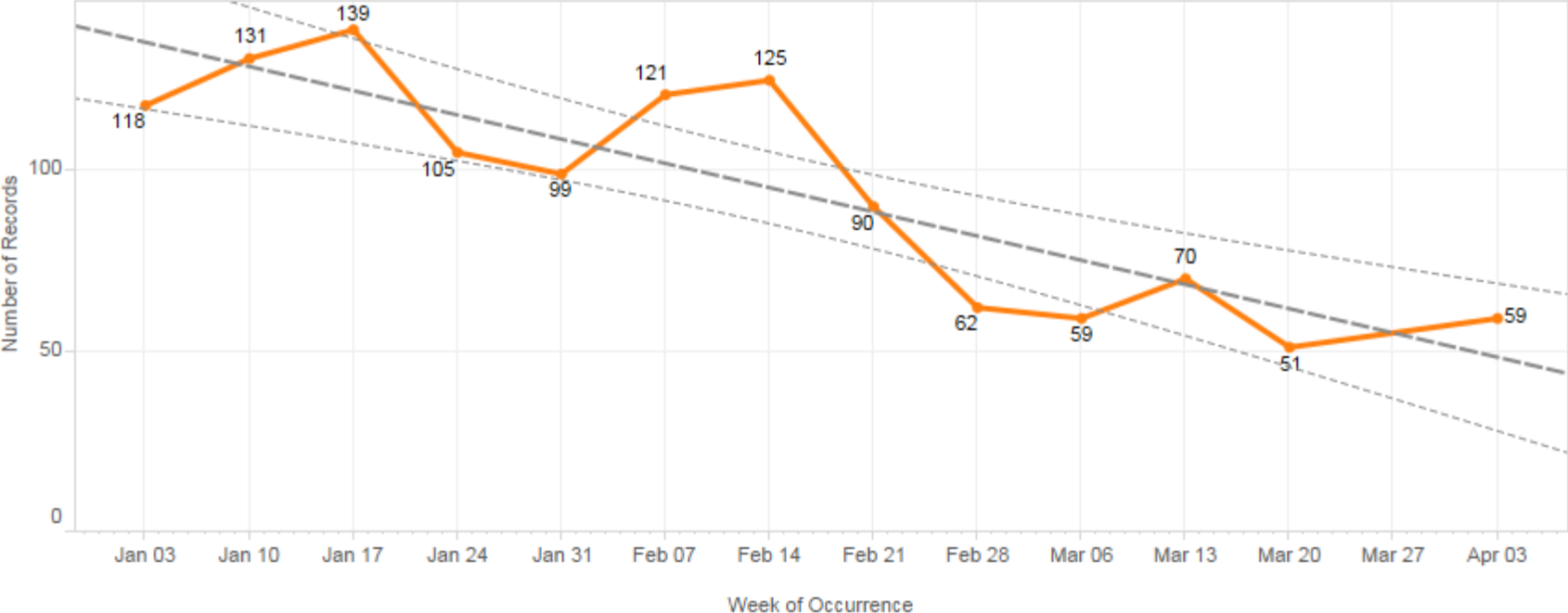
Citywide



# NORTH PRECINCT CAR PROWL BY WEEK

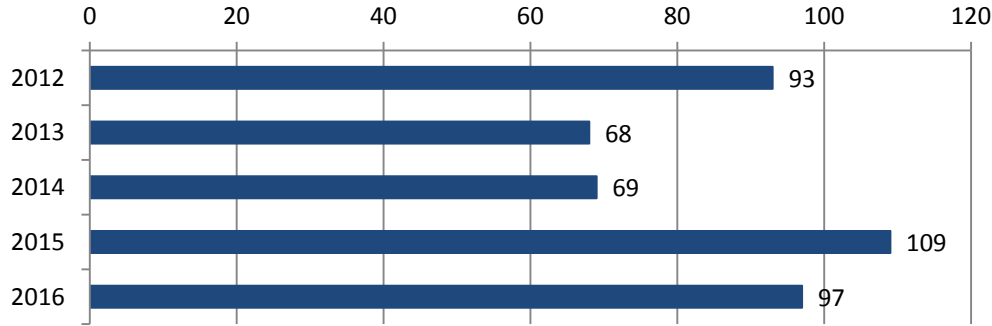
January 3 – April 9, 2016

North Precinct




# SHOTS FIRED REPORT

**Shots Fired YTD**  
January 1 to April 11 (2012-2016)



**Shootings by Injury Type YTD**  
January 1 to April 11 (2015 and 2016)




**Shots Fired** counts are comprised of multi-category general offense reports with evidence of, or eyewitnesses to, shots fired. Self-inflicted and Officer Involved Shootings are excluded. Report inception: 2012.

Shots Fired March 14 to April 11, 2016  
(21 GOs citywide\*)

No new incidents this past week.

\*Does not include most Self Inflicted or OIS

**28 Day  
Overview**



Esri, HERE, DeLorme, MapmyIndia, © OpenStreetMap contributors, and the GIS user community