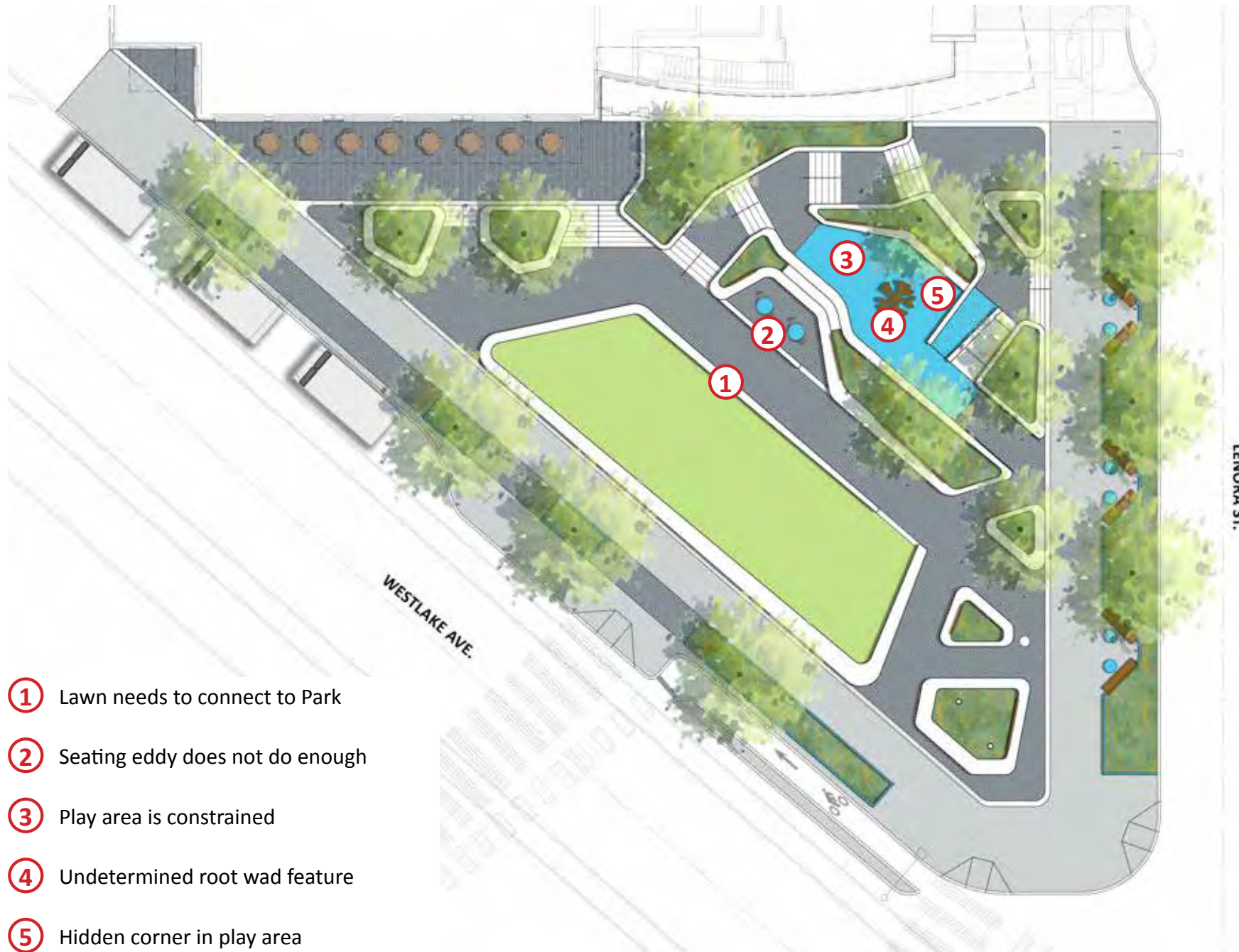


PREVIOUS SITE PLAN



- ① Lawn needs to connect to Park
- ② Seating eddy does not do enough
- ③ Play area is constrained
- ④ Undetermined root wad feature
- ⑤ Hidden corner in play area

SITE PLAN UPDATE



- ① Open up lawn to park w/ flush transition
- ② Create strong seating edge fronting lawn
- ③ Remove eddy and expand play area
- ④ New central play feature
- ⑤ New forest scramble

DESIGN INSPIRATION:

SITE AND PLAY FEATURE




The Denny Regrade. The expansive earth moving, cutting, terracing, and resulting topography. The displaced homes and the architecture of this transition.

We take this opportunity to represent and recall this historically significant and visually stunning period of Seattle's development. As the Denny Triangle again finds itself within a period of unprecedented transformation and growth, we seek to offer a poetic gesture - a tribute to this incredible epoch in what seems like our distant past.

The Park can become a living room for gathering, relaxing, people watching, and playing as well as a venue for historical interpretation. With such a prominent location in the City, we are excited to generate a strong sense of place through the Park design.

PLAY PRECEDENTS



HOUSE SUPPORT



PLAY HOUSE




SPACE BELOW



SPACE ABOVE



PLAY AREA TOPOGRAPHY



FLUSH TRAMPOLINES(?)

DESIGN UPDATE



CROSSING WESTLAKE



PLAY AREA + SEATING EDGE + OPEN LAWN



TOP OF PARK



NEW PLAY AREA - REGRADE PLAY HOUSE



NEW PLAY AREA - REGRADE PLAY HOUSE



LIGHTING AT PLAY AREA



DESIGN BUILD OPPORTUNITY - EARTHSCAPE PROJECTS

