



NP01

Population and Housing Narrative Profile: 2010-2012

2010-2012 American Community Survey 3-Year Estimates

Although the American Community Survey (ACS) produces population, demographic and housing unit estimates, it is the Census Bureau's Population Estimates Program that produces and disseminates the official estimates of the population for the nation, states, counties, cities and towns and estimates of housing units for states and counties.

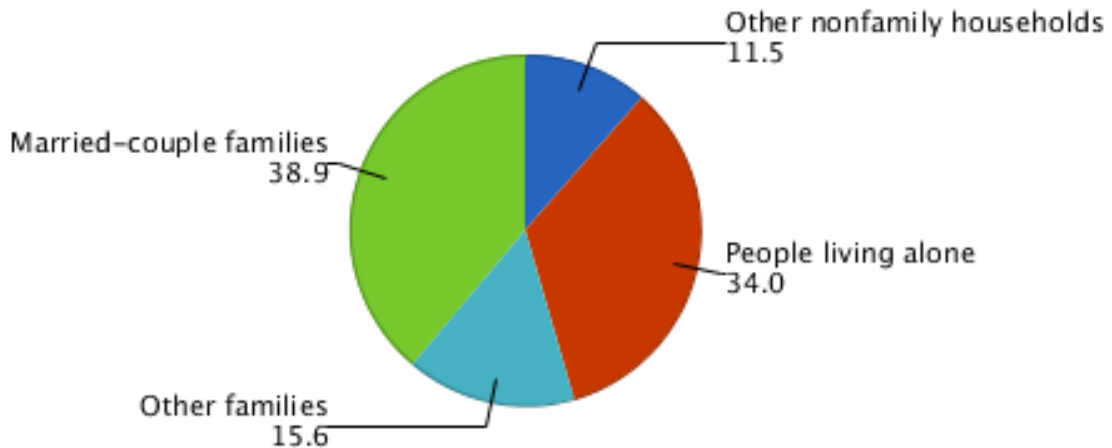
## Households and Families

In 2010-2012 there were 54,000 households in Seattle City (West)--Duwamish & Beacon Hill PUMA, Washington. The average household size was 2.4 people.

Families made up 55 percent of the households in Seattle City (West)--Duwamish & Beacon Hill PUMA, Washington. This figure includes both married-couple families (39 percent) and other families (16 percent). Of other families, 7 percent are female householder families with no husband present and own children under 18 years. Nonfamily households made up 46 percent of all households in Seattle City (West)--Duwamish & Beacon Hill PUMA, Washington. Most of the nonfamily households were people living alone, but some were composed of people living in households in which no one was related to the householder.

In Seattle City (West)--Duwamish & Beacon Hill PUMA, Washington, 28 percent of all households have one or more people under the age of 18; 21 percent of all households have one or more people 65 years and over.

The Types of Households in Seattle City (West)--Duwamish & Beacon Hill PUMA, Washington in 2010-2012



Among persons 15 and older, 45 percent of males and 43 percent of females are currently married.

Population 15 years and over	Males	Females
Never married	41.4	33.3
Now married, except separated	44.6	43.2
Separated	1.2	1.9
Widowed	2.5	8.2
Divorced	10.3	13.4

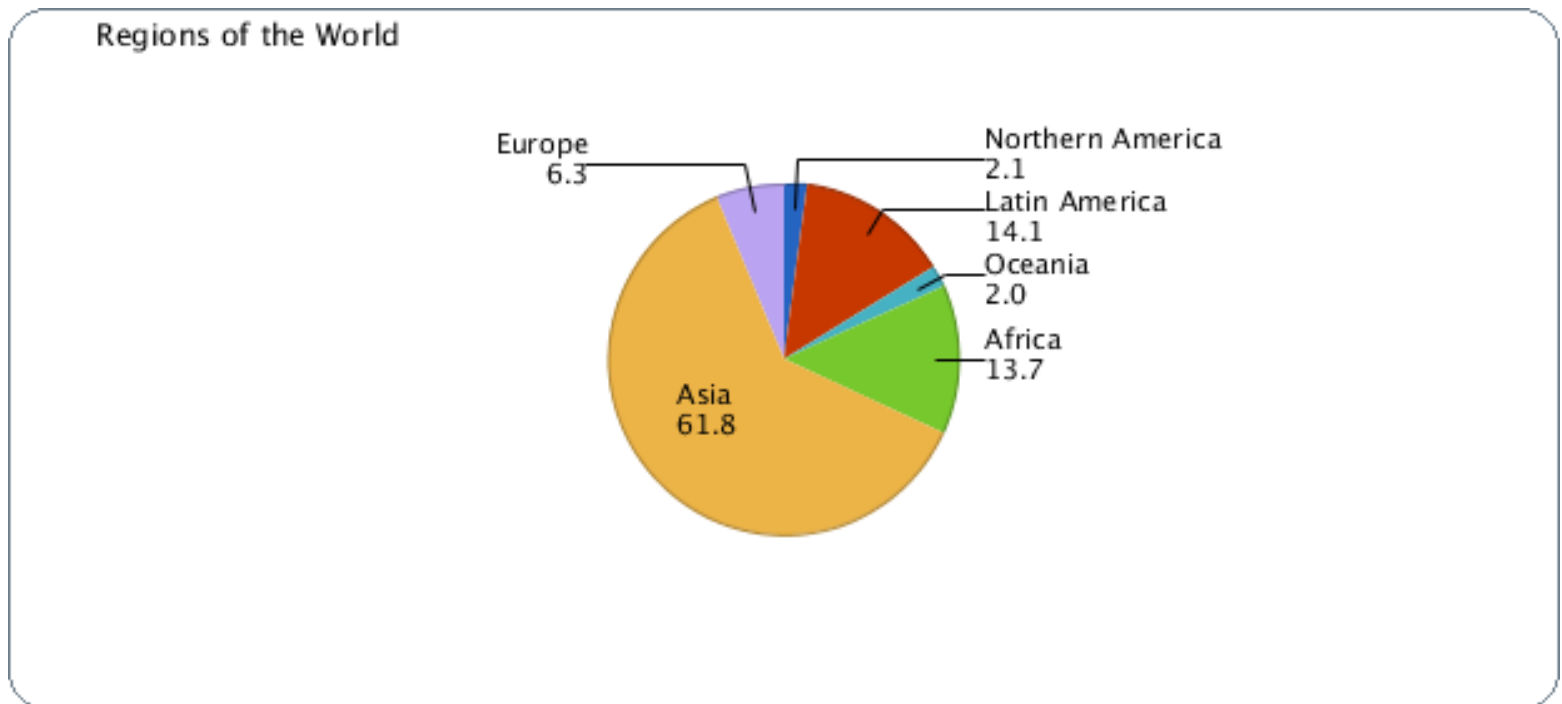
In Seattle City (West)--Duwamish & Beacon Hill PUMA, Washington, 2,500 grandparents lived with their grandchildren under 18 years old. Of those grandparents, 22 percent of them had financial responsibility for their grandchildren.

## Nativity and Foreign Born

Seventy-six percent of the people living in Seattle City (West)--Duwamish & Beacon Hill PUMA, Washington in 2010-2012 were native residents of the United States. Forty-one percent of these residents were living in the state in which they were born.

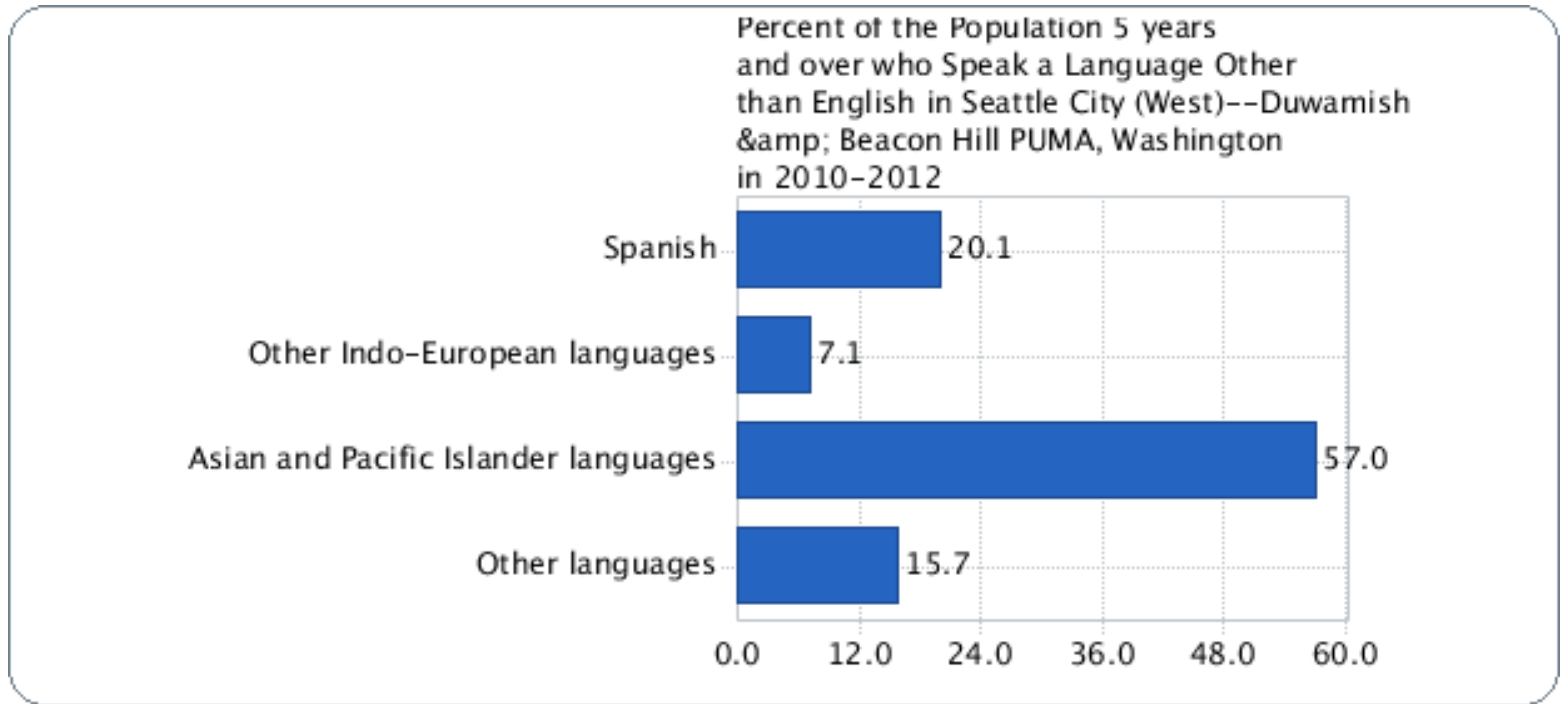
Twenty-five percent of the people living in Seattle City (West)--Duwamish & Beacon Hill PUMA, Washington in 2010-2012 were foreign born. Of the foreign born population, 64 percent were naturalized U.S. citizens, and 97 percent entered the country before the year 2010. Three percent of the foreign born entered the country in 2010 or later.

Foreign born residents of Seattle City (West)--Duwamish & Beacon Hill PUMA, Washington come from different parts of the world.



## Language

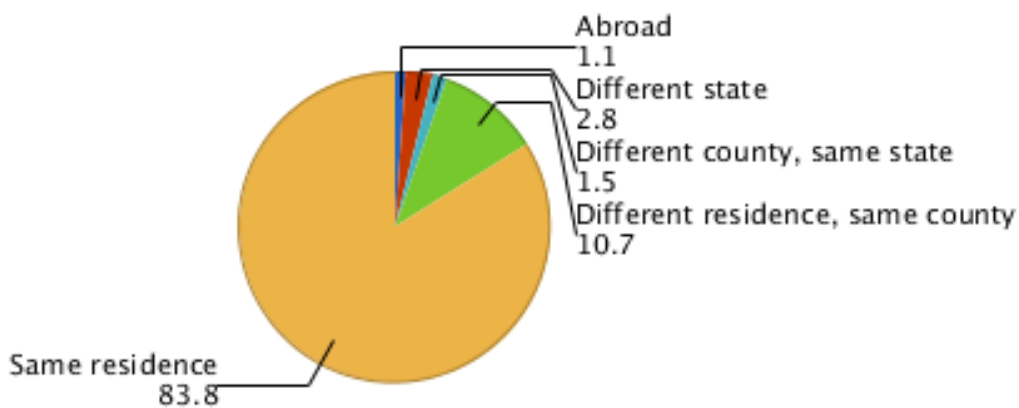
Among people at least five years old living in Seattle City (West)--Duwamish & Beacon Hill PUMA, Washington in 2010-2012, 34 percent spoke a language other than English at home. Of those speaking a language other than English at home, 20 percent spoke Spanish and 80 percent spoke some other language; 51 percent reported that they did not speak English "very well."



## Geographic Mobility

In 2010-2012, 84 percent of the people at least one year old living in Seattle City (West)--Duwamish & Beacon Hill PUMA, Washington were living in the same residence one year earlier.

## Geographic Mobility of Residents of Seattle City (West)--Duwamish & Beacon Hill PUMA, Washington in 2010-2012

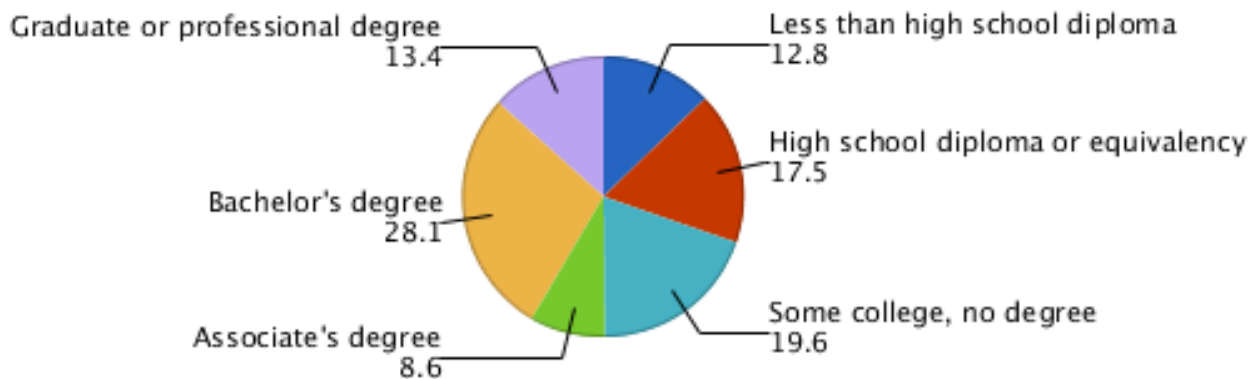


## Education

In 2010-2012, 18 percent of people 25 years and over had a high school diploma or equivalency and 41 percent had a bachelor's degree or higher. Thirteen percent were dropouts; they were not enrolled in school and had not graduated from high school.

The total school enrollment in Seattle City (West)--Duwamish & Beacon Hill PUMA, Washington was 30,000 in 2010-2012. Nursery school and kindergarten enrollment was 4,000 and elementary or high school enrollment was 17,000 children. College or graduate school enrollment was 8,700.

**The Educational Attainment of People in Seattle City (West)--Duwamish & Beacon Hill PUMA, Washington in 2010-2012**



**Disability**

In Seattle City (West)--Duwamish & Beacon Hill PUMA, Washington, among the civilian noninstitutionalized population in 2010-2012, 9 percent reported a disability. The likelihood of having a disability varied by age - from 2 percent of people under 18 years old, to 7 percent of people 18 to 64 years old, and to 35 percent of those 65 and over.

**Employment Status and Type of Employer**

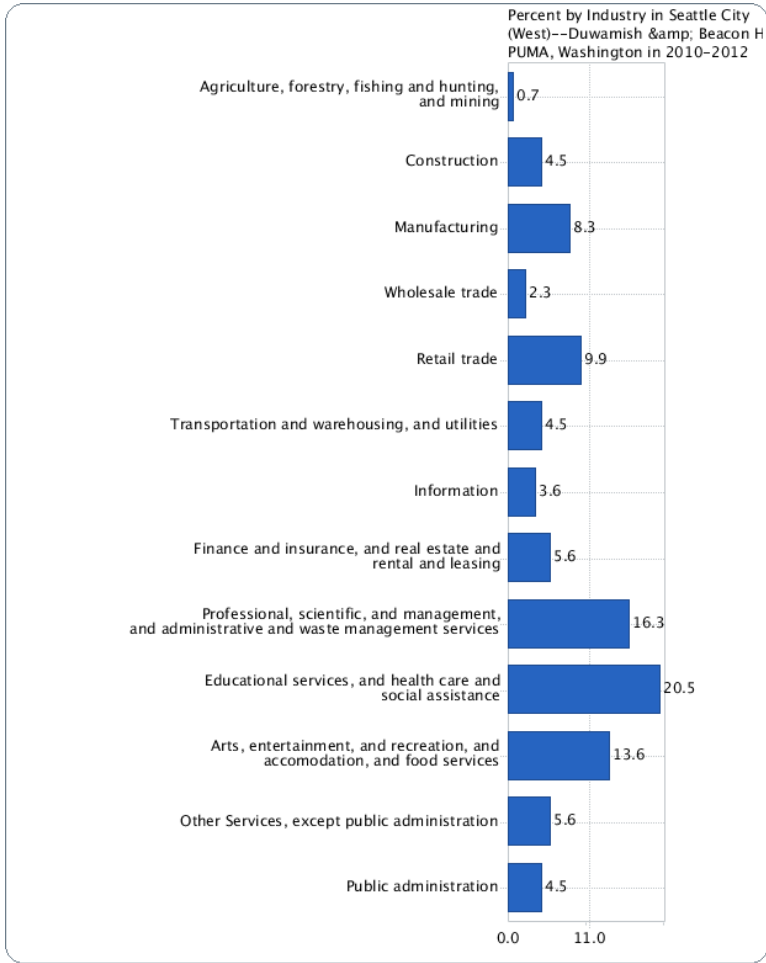
In Seattle City (West)--Duwamish & Beacon Hill PUMA, Washington, 65 percent of the population 16 and over were employed; 29 percent were not currently in the labor force.

Eighty- percent of the people employed were private wage and salary workers; 14 percent were federal, state, or local government workers; and 6 percent were self-employed in their own (not incorporated) business.

Class of worker	Number	Percent
Private wage and salary workers	56,465	79.9
Federal, state, or local government workers	9,997	14.1
Self-employed workers in own not incorporated business	4,193	5.9

**Industries**

In 2010-2012, the civilian employed population 16 years and older in Seattle City (West)--Duwamish & Beacon Hill PUMA, Washington worked in the following industries:



## Occupations

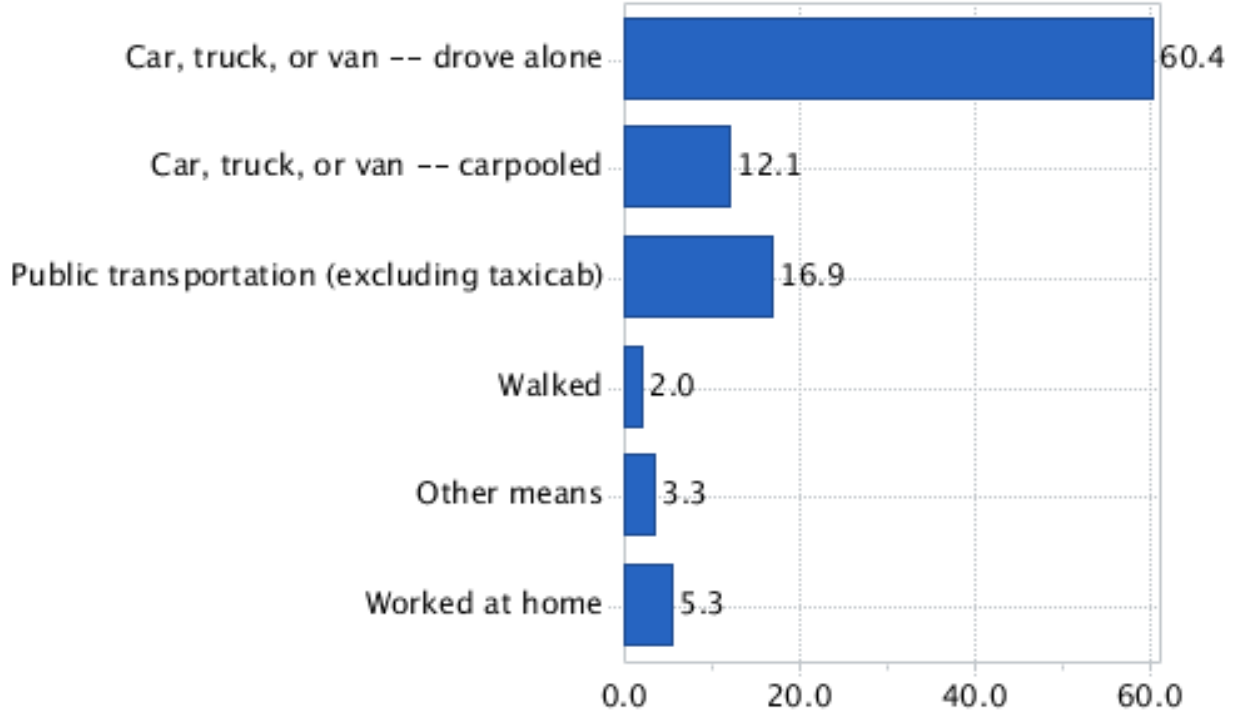
Occupations for the civilian employed population 16 years and over in Seattle City (West)--Duwamish & Beacon Hill PUMA, Washington in 2010-2012:

Civilian employed population 16 years and over	Number	Percent
Management, business, science, and arts occupations	31,574	44.7
Service occupations	13,907	19.7
Sales and office occupations	13,826	19.6
Natural resources, construction, and maintenance occupations	4,526	6.4
Production, transportation, and material moving occupations	6,834	9.7

## Commuting to Work

Sixty- percent of Seattle City (West)--Duwamish & Beacon Hill PUMA, Washington workers drove to work alone in 2010-2012, and 12 percent carpooled. Among those who commuted to work, it took them on average 28 minutes to get to work.

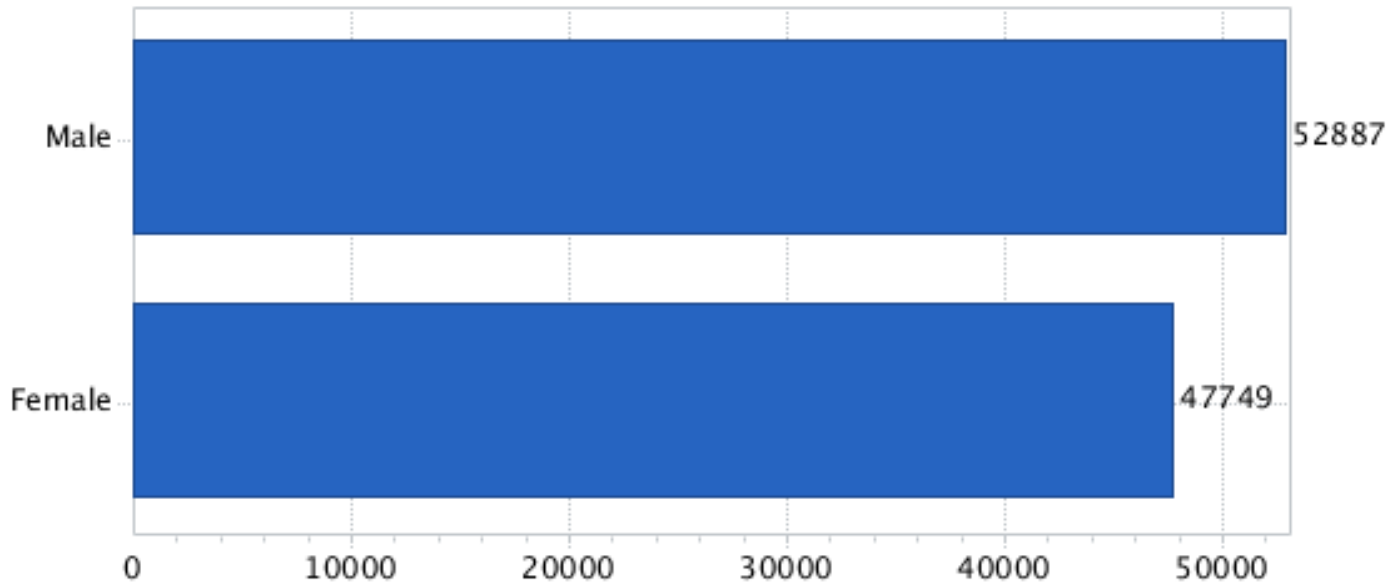
Percent of Workers 16 and over Commuting by Mode in Seattle City (West)--Duwamish & Beacon Hill PUMA, Washington in 2010-2012



## Income

The median income of households in Seattle City (West)--Duwamish & Beacon Hill PUMA, Washington was \$59,788. Twelve percent of households had income below \$15,000 a year and 13 percent had income over \$150,000 or more.

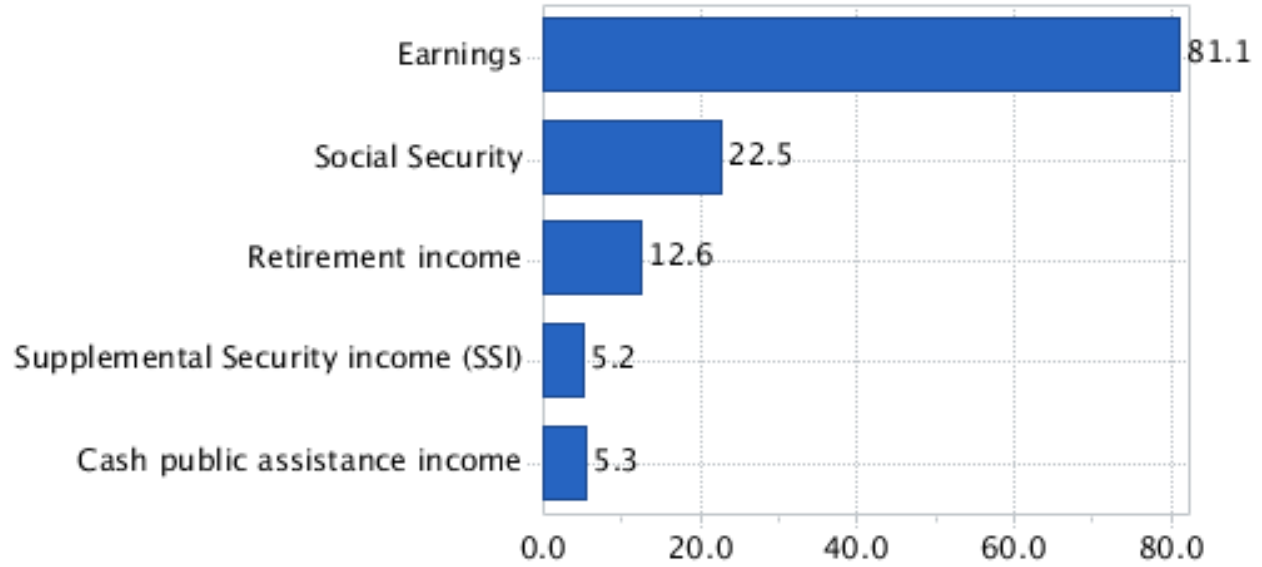
Median Earnings for Full-Time Year-Round Workers by Sex in Seattle City (West)--Duwamish & Beacon Hill PUMA, Washington in 2010-2012



Eighty-one percent of the households received earnings and 13 percent received retirement income other than Social Security. Twenty-three percent of the households received Social Security. The average income from Social Security was \$15,998. These income sources are not mutually exclusive; that is, some households received income from more than one source.



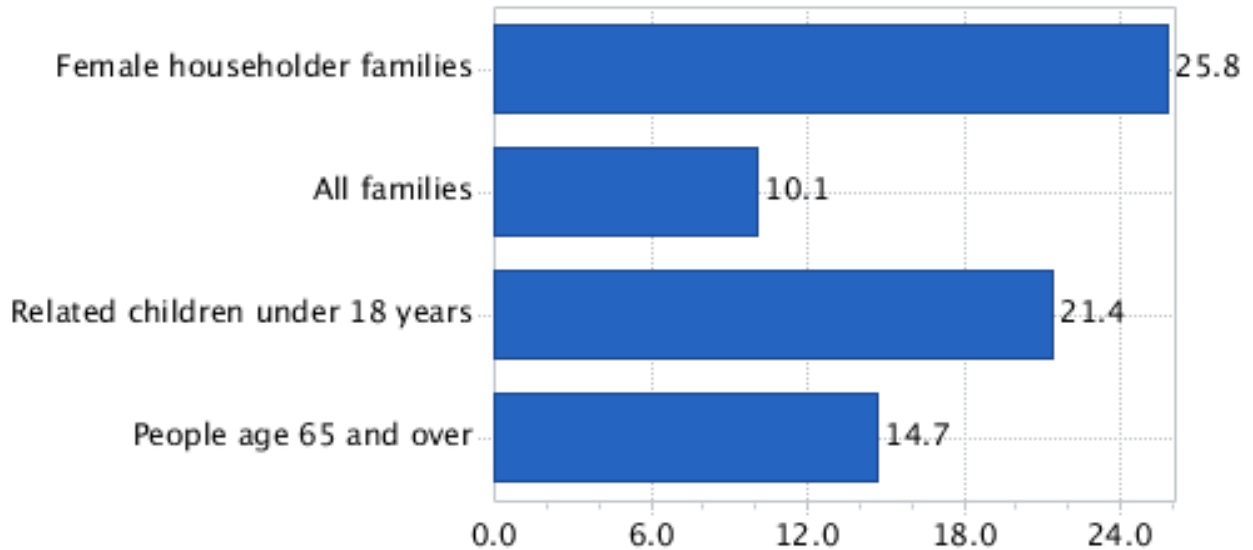
Proportion of Households with Various Income Sources in Seattle City (West)--Duwamish & Beacon Hill PUMA, Washington in 2010-2012



## Poverty and Participation in Government Programs

In 2010-2012, 15 percent of people were in poverty. Twenty-one percent of related children under 18 were below the poverty level, compared with 15 percent of people 65 years old and over. Ten percent of all families and 26 percent of families with a female householder and no husband present had incomes below the poverty level.

Poverty Rates in Seattle City (West)--Duwamish & Beacon Hill PUMA, Washington in 2010-2012



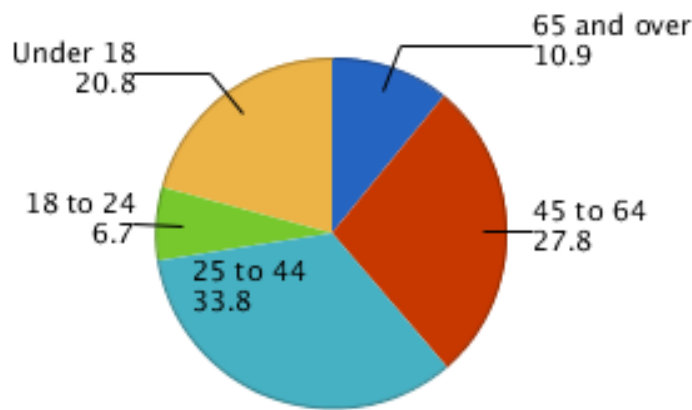
## Health Insurance

Among the civilian noninstitutionalized population in Seattle City (West)--Duwamish & Beacon Hill PUMA, Washington in 2010-2012, 85 percent had health insurance coverage and 15 percent did not have health insurance coverage. For those under 18 years of age, 7 percent had no health insurance coverage. The civilian noninstitutionalized population had both private and public health insurance, with 68 percent having private coverage and 25 percent having public coverage.

## Population

In 2010-2012, Seattle City (West)--Duwamish & Beacon Hill PUMA, Washington had a total population of 134,000 - 68,000 (51 percent) females and 66,000 (49 percent) males. The median age was 38.3 years. Twenty-one percent of the population was under 18 years and 11 percent was 65 years and older.

## The Age Distribution of People in Seattle City (West)--Duwamish & Beacon Hill PUMA, Washington in 2010-2012

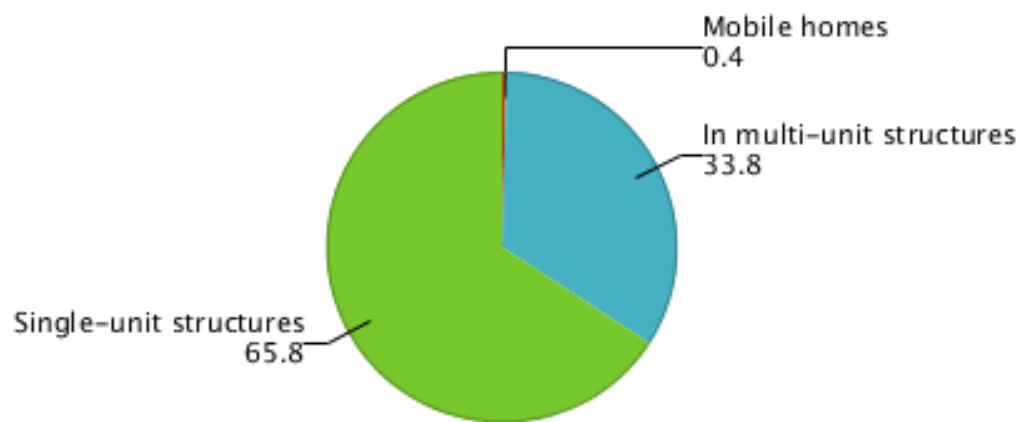


For people reporting one race alone, 62 percent were White; 12 percent were Black or African American; 1 percent were American Indian and Alaska Native; 23 percent were Asian; 1 percent were Native Hawaiian and Other Pacific Islander, and 2 percent were Some other race. Five percent reported Two or more races. Nine percent of the people in Seattle City (West)--Duwamish & Beacon Hill PUMA, Washington were Hispanic. Fifty-three percent of the people in Seattle City (West)--Duwamish & Beacon Hill PUMA, Washington were White non-Hispanic. People of Hispanic origin may be of any race.

## Housing Characteristics

In 2010-2012, Seattle City (West)--Duwamish & Beacon Hill PUMA, Washington had a total of 58,000 housing units, 7 percent of which were vacant. Of the total housing units, 66 percent were in single-unit structures, 34 percent were in multi-unit structures, and less than 0.5 percent were mobile homes. Twenty-three percent of the housing units were built since 1990.

## The Types of Housing Units in Seattle City (West)--Duwamish & Beacon Hill PUMA, Washington in 2010-2012



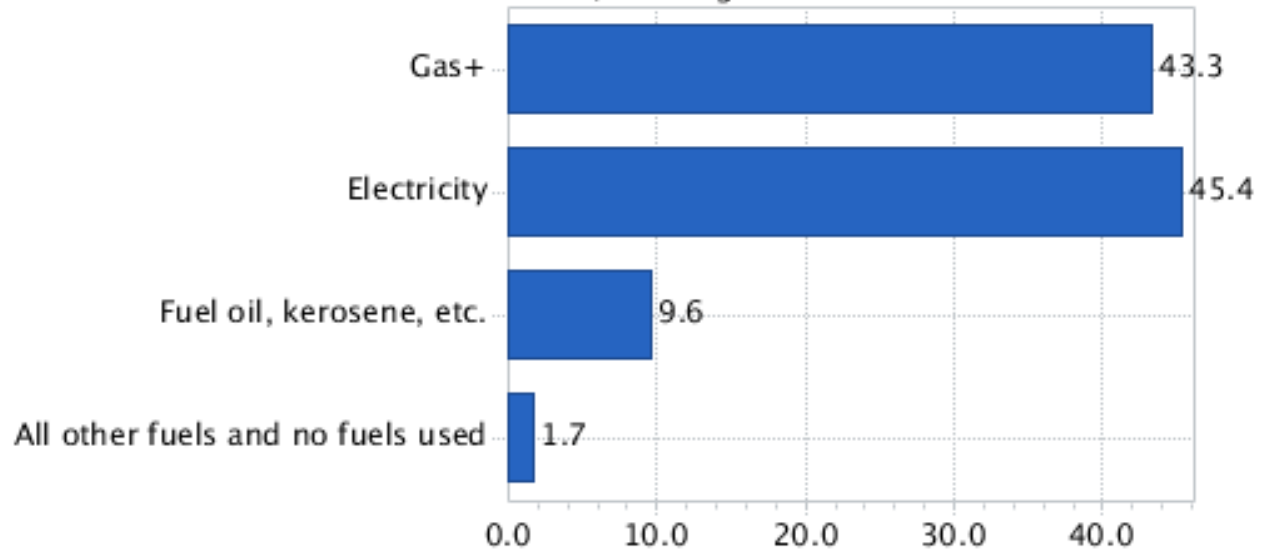
The median number of rooms in all housing units in Seattle City (West)--Duwamish & Beacon Hill PUMA, Washington is 5. Of these housing units, 48 percent have three or more bedrooms.

### Occupied Housing Unit Characteristics

In 2010-2012, Seattle City (West)--Duwamish & Beacon Hill PUMA, Washington had 54,000 occupied housing units - 30,000 (55 percent) owner occupied and 25,000 (45 percent) renter occupied. Seventy-one percent of householders of these units had moved in since 2000. Seventy-six percent of the owner occupied units had a mortgage. Four percent of the households did not have telephone service. Ten percent had no vehicles available and another 16 percent had three or more.

Homes in Seattle City (West)--Duwamish & Beacon Hill PUMA, Washington were heated in the following ways:

House heating fuel used in Seattle City (West)--Duwamish & Beacon Hill PUMA, Washington in 2010-2012

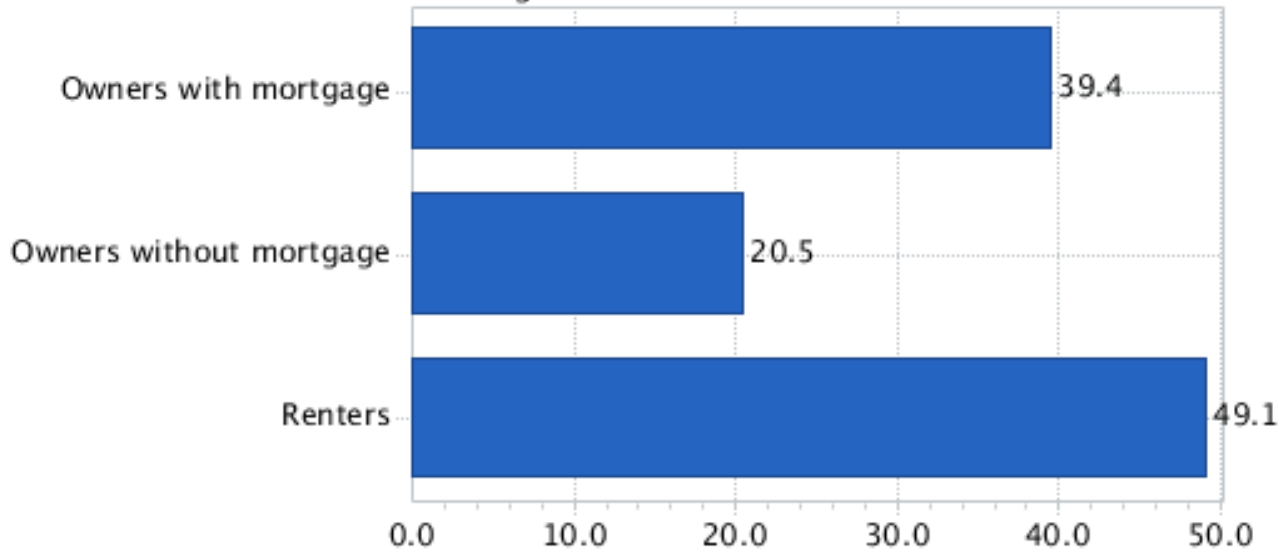


+this category includes utility, bottled, tank, or LP gas

## Housing Costs

The median monthly housing costs for mortgaged owners was \$2,104, nonmortgaged owners \$598, and renters \$1,015. Thirty-nine percent of owners with mortgages, 20 percent of owners without mortgages, and 49 percent of renters in Seattle City (West)--Duwamish & Beacon Hill PUMA, Washington spent 30 percent or more of household income on housing.

Occupants with a Housing Cost Burden in Seattle City (West)--Duwamish & Beacon Hill PUMA, Washington in 2010-2012



Source: U.S. Census Bureau, 2010-2012 American Community Survey

Explanation of Symbols:

1. An '\*\*\*' entry in the margin of error column indicates that either no sample observations or too few sample observations were available to compute a standard error and thus the margin of error. A statistical test is not appropriate.
2. An '-' entry in the estimate column indicates that either no sample observations or too few sample observations were available to compute an estimate, or a ratio of medians cannot be calculated because one or both of the median estimates falls in the lowest interval or upper interval of an open-ended distribution.
3. An '-' following a median estimate means the median falls in the lowest interval of an open-ended distribution.
4. An '+' following a median estimate means the median falls in the upper interval of an open-ended distribution.
5. An '\*\*\*' entry in the margin of error column indicates that the median falls in the lowest interval or upper interval of an open-ended distribution. A statistical test is not appropriate.
6. An '\*\*\*\*\*' entry in the margin of error column indicates that the estimate is controlled. A statistical test for sampling variability is not appropriate.
7. An 'N' entry in the estimate and margin of error columns indicates that data for this geographic area cannot be displayed because the number of sample cases is too small.
8. An '(X)' means that the estimate is not applicable or not available.