



December 12, 2018

Carly Guillory
Seattle Department of Construction & Inspection
700 Fifth Avenue, Suite 2000
P.O. Box 34019
Seattle, WA 98124-4019
Via e-mail: carly.guillory@seattle.gov

**Re: Swedish Cherry Hill Standing Advisory Committee Comments on Proposed 18th Avenue Site
(Project # 3026544)**

Dear Ms. Guillory,

The Swedish Cherry Hill Standing Advisory Committee (SAC) is required to review and comment on the preliminary design of buildings proposed under the Swedish Cherry Hill Major Institution Master Plan (MIMP) adopted July 8, 2016. MIMP Design Guideline 1.1 states: "...SAC members would then apply the guidelines as they evaluate how specific proposals address shared concerns about how hospital development is to address its nearby neighbors and the public realm."

The comments in this letter reflect the concerns from neighbors of the campus and the SAC's deliberation and observations during eight public meetings between November 2017 and August 2018 where Sabey Corporation presented designs for wayfinding, streetscape, and building design related to the proposed campus expansion on the 18th Ave. site identified in MIMP as Phase A. The design team made some revisions in response to committee feedback and public comments and presented additional information as requested. Yet some of the most critical comments were not addressed.

The SAC respectfully submits this letter with the expectation that the Seattle Department of Construction and Inspections (SDCI) will continue to work with the Sabey Corporation to incorporate the following comments when reviewing the Master Use Permit (MUP) application for the proposed buildings.

Included below are comments organized according to the Master Plan Design Guidelines identified in the MIMP. The committee has heard from Sabey, the architects, and the community in the past eight months; as such, the comments below reflect areas the committee believes require additional revision, as well as elements that are important and should be preserved.

The committee appreciates the design revisions presented but believe the design does not fully succeed in meeting the MIMP Design Guidelines. Among all proposed buildings in this MIMP, this building most closely abuts neighborhood homes: along the eastern edge of the MIO, it shares a block and a property line that abuts backyards of single-family homes. The transition from residential area to the institutional campus couldn't be



more explicit or important than with this building, and the consensus from the first presentation is that the plan doesn't sufficiently meet the clear guidelines for respecting the sensitive nature of this relationship. This is the first building of the new MIMP and its design – including its architectural elements and features, color palette, materials, and texture – will become a reference point for all future buildings that will also have to be compatible with this one, as well as existing buildings. The committee is aware that if this building doesn't sufficiently conform to the General Guidelines, it will change the context and reference point for future construction plans and potentially undermine the strength of the MIMP's guidelines.

The committee submits these comments with significant concerns about how the overall design fails to address important design guidelines negotiated with the Cherry Hill/Squire Park neighborhood.

B1.1 Hospital Campus Character: General Guidelines

- **Promote design excellence**
- **Acknowledge the character of surrounding single-family residential, multi-family and educational use areas at each edge**
- **Use landscaping to soften and enhance outdoor spaces and screen utilities, and other more functional elements**
- **Eliminate blank walls**
- **Use a compatible palette, texture, and color of building materials to unify the hospital campus**
- **Respect the historic context**

B1.1.2 General Guidelines

- Sabey presented a design that reinterpreted the existing campus in different building's massing and materials. The committee recognizes the intent of inverting the historical light-colored stone plinths and highlighting the vertical glazing rhythm exemplified by James Tower, but the committee believes it fails to acknowledge some of the most important overarching design guidelines for the hospital campus and its buildings.
- Specifically, it fails to address the design guidelines to "acknowledge the character of surrounding single-family residential and multi-family buildings at each edge" and "respect the historical context" of the neighborhood or the campus.
- The committee is also concerned this design is a significant departure from the "palette, texture and color of building materials" that unifies the hospital campus. (B1.1.2) The committee is concerned about the appropriateness of the predominately white palette as well as the overall design approach within the historical character of the neighborhood.
- The committee is especially sensitive to the need to harmonize the residential neighborhood and the Swedish campus because this building will share a property line with single-family residences. The building should serve as a more sensitive transition from the campus to the residential community.

Recommendation #1: The committee recommends that the architects work with SDCI further to identify better solutions to concerns about building materials and design palette to achieve a more harmonious transition between the residential neighborhood and these hospital campus buildings.

Recommendation #2: The committee recommends that design feedback (enumerated in later sections) based on privacy, exposure, security, or noise risks to neighbors on 19th Avenue carry special weight with the City's review of the committee's concerns or suggestions and SDCI's permit processes.

B1.1.3 Street Frontage Edge

B1.1.4 Connection to the Street

The committee appreciates the architects' responsiveness to some of the concerns voiced by community and committee members about street activation and pedestrian engagement, and the designs are much improved by their modifications. The changes help the design address the guidelines and these modifications should be preserved in the final plan, but they are insufficient. The committee remains concerned about the design's inadequacies in improving street activation and engaging pedestrians for this project. The committee believes more should be done to adequately address MIMP design guidelines on these topics.

- The revised entrances now facing the 18th Ave. sidewalk were a response to significant comments by community members and the committee; these entrances now successfully align with the design guidelines to orient buildings to interact with the street and should be maintained. (B1.1.4)
- Outdoor benches and public seating (seating area at 18th Ave. and E. Jefferson St., as well as seating adjacent to the mid-block entry on 18th Ave.) added in the design process respond to committee and public comments about further activating space (B1.1.3).
- The added seating at 18th Ave. and E. Jefferson St. may also address the standards for MIO Community Amenities within landscaping. If so, it does not address the required area of respite that must also be on E. Cherry St.
- A pocket park of at least 400 sq. ft. would be the minimum size needed to address the street frontage edge design guideline B1.1.3 "Design open spaces and pocket parks adjacent to Street Fronts" and the design guideline B1.1.6 by expanding "the pedestrian usable area adjacent to the sidewalk." The MIMP suggests a pocket park could include information kiosks for a health-walk, exercise stations, pet waste bag dispenser stations, and waste and recycling containers. What has been proposed is insufficient to address the design guidelines for a pocket park.
- The glazed "plinth" concept successfully provides opportunities for visual connection to the street along 18th Ave. and addresses design guidelines about street level transparency. (B1.1.4)
- The E. Cherry St. and E. Jefferson St, facades are secondary and fail to engage with the streetscape. The committee understands the need to minimize entry points and would like to see increased visual and functional connections to the street and the residential character of these streets along these facades per the MIMP design guidelines.
- While the interior building design and use is not part of the SAC review, the glazed building perimeter also provides an opportunity for artwork or other displays. (B1.1.4 and B1.1.7)

Recommendation #3: The committee does not believe the seating area at 18th Ave./E. Jefferson St. satisfies the requirements for a pocket park as described in the MIMP. The Committee recommends additional amenities and increased design need to be provided.

Recommendation #4: If such respite areas are required for both streets, the committee recommends a second seating area be included on E. Cherry St. Flexibility in seating, such as moveable seating, would help meet the guidelines of flexible use.

Recommendation #5: The committee recommends increased visual and functional connections to the street and residential character of the neighborhood on both the E. Cherry St. and E. Jefferson St. façades.

Recommendation #6: The committee suggests interior design plans further address opportunities for street activation and pedestrian engagement, through visible art, color, and possible retail.

Recommendation #7: The committee encourages any public use areas, such as a café, be placed adjacent to the ground floor glazed areas near the entrance, or at the corner of 18th Ave. and E. Jefferson St. to promote public engagement at the street level and near transit connections.

B1.1.5 Public Entrances and Access Points

B1.1.6 Streetscape and Pedestrian Pathways

B1.1.7 Sidewalks

- Revisions to the entry orientation and canopies successfully address requirements regarding visual pathfinding, clearly identifiable entries, and weather protected entry points. It also addresses the requirement to treat vehicle and pedestrian entrances separately. (B1.1.5 and B1.1.7)
- The increased street front setback along 18th Ave. creates a more gracious pedestrian experience along an important thoroughfare. Setbacks were a contentious issue in developing this MIMP, which requires only 0' setback for this project (page 28, MIMP); this design element is greatly appreciated by the committee and community. (B1.1.7)
- The entrances' only use of signifying architectural elements are the oversize glass sections. Based on comments, architects added a sign above the south entrance to aid in wayfinding and identification, but otherwise there is limited use of "distinctive architectural elements or landscaping" to "provide visual emphasis and ease of identification" at entryways. (B1.1.5)
- The alternating paving surfaces and other features such as safety bollards should be maintained and strengthened, particularly as the courtyard entry creates the possible intersection of pedestrian, bicycle, vehicular, and loading dock traffic. Use of varying colors and/or textures in walkways/ground plane will help guide pedestrians appropriately. The location of the raised street crossing adjacent to the courtyard successfully addresses required pedestrian circulation within the campus while providing traffic calming through speed reduction. The wider sidewalks are appreciated to accommodate increased pedestrian traffic. (B1.1.6)
- The screening elements and plantings should fully block headlights from projecting into the neighboring properties. Select lighting of courtyard trees, bollards, and an art screen should provide nighttime lighting for safety without light spillover for 19th Ave neighbors. (B1.1.6)
- The SAC is concerned that limited and less visible bike parking could be a deterrent for those who wish to bike to campus. Design guidelines call for "pedestrian amenities in prominent, active areas that are complementary to adjacent building use or programmed open, space, such as... bike parking." (B1.1.6) The committee is concerned about the limited number of street level bicycle parking spaces, and would like to see additional facilities provided, especially considering expected traffic congestion as a result of MIMP and required ongoing SOV trip reduction goals. This will be important to work with the Greenway that is being built along 18th Ave. and will help engage the public.
- The guidelines call for a Health Walk integrated into the pocket parks in building Phase A (page 65). The committee did not discuss the Health Walk as it relates to the proposed design and would like to ensure that it is integrated into this building phase, if required by the MIMP. (B1.1.6)

Recommendation # 8: The committee notes Sabey and the architects did not respond to our requests for a presentation on the site’s lighting design plan and light impacts, especially impacts on the 19th Avenue neighboring properties. The committee would appreciate a lighting design presentation to the committee. The committee strongly recommends that any lighting is designed and analyzed for the least light intrusion on adjacent neighboring properties.

Recommendation # 9: The committee can’t make substantive comments about wayfinding elements without a presentation with an updated wayfinding plan. We recommend a presentation to the committee now that the building draft has been completed.

Recommendation # 10: The committee suggests the design of the proposed art screen include a thoughtful process that could engage the community in an open call for proposals or perhaps highlight a local artist.

Recommendation # 11: The committee would like additional bicycle parking and amenities provided and information about how the site will adapt, if at all, in response to upcoming 18th Avenue Greenway plans.

Recommendation # 12: In response to neighbor’s deep concern on the placement of the Health Walk required in the MIMP, the committee strongly recommends the route of the Health Walk as illustrated in the MIMP be removed from the border of the proposed buildings and adjacent neighbors. The designers and committee members should review and comment on a relocated Health Walk design before it is submitted to the City.

B1.1.7 Sidewalks

B1.1.8 Parking and Vehicle Access

- The committee remains concerned about the vehicular entry sequence as it relates to pedestrian cross traffic and impacts on neighboring properties. As noted above, the bollards and alternate paving should be maintained.
- Revisions to the entry orientation and canopies successfully addressed the requirement to treat vehicle and pedestrian entrances separately and should remain in final plans. (B1.1.7)
- The location of the loading dock is of particular concern, as it is located at the MIO boundary and adjacent to multiple neighborhood residences.

Recommendation #13: Appropriately size and density of trees both in width and height need to be placed in a way that ensures there is minimal light pollution from vehicles entering the parking circle when deciduous trees are bare. The committee would like these trees to meet the minimum size required at occupancy. The committee feels this would be an undue impact on neighbors and do not want them to wait 10-years prior to maturity. Alternate shading devices can be explored if this cannot be satisfied.

Recommendation #14: The committee recommends the City require that the loading dock meet the residential noise standards at the property line overnight (10 pm – 7 am) due to its proximity to neighboring residences. The committee recommends SDCI require documentation from an acoustician to ensure allowable noise will not be exceeded as well as monitoring and enforcement plans be required.

Recommendation #15: The committee would like the Sabey Corporation to provide permanent, clear signage for loading dock hour usage and loading dock use to occur only during city established time periods. The owner must provide a cleaning, pest control, and maintenance plan in order to control odor. (B1.1.8)

Recommendation #16: The committee strongly suggests building strategies and materials used in constructing the loading dock to maximize sound mitigation and minimize sound at the property line.

Recommendation #17: The committee would recommend SDCI require a tree replacement plan to ensure the long-term viability of trees as part of the site's long-term light control efforts.

B1.2 Exterior Spaces

Statement of Intent – *“The hospital campus should relate to and feel integrated with the historic Providence hospital and surrounding residential areas while maintaining clarity of its identity, character and use. Exterior design should seek design excellence.”*

There is consensus among committee members that the design is pleasing. Yet there is also consensus among the committee that the building does not meet fundamental design guidelines; it does not feel integrated with, provide any kind of transition from, or relate to the hospital campus or surrounding residential neighborhood. This is especially concerning as this building – above all others planned in this MIMP – is in immediate proximity to private homes, sharing a property line with residential backyards.

B1.2.2 General Guidelines:

This set of guidelines begins by stating, “Exterior spaces should extend the color, texture, pattern and quality of the surrounding residential areas”, and other guidance uses phrases like “provide a unifying context for the site development which matches or complements existing campus and surrounding areas.” These issues are, once again, primary concerns for the committee.

- The design is partially successful through many of the thoughtful landscaping choices: the committee strongly feels the landscaping plan meets much or all of those criteria and appreciates the care demonstrated in the multifaceted/multi-functional variety of plants and trees selected.
- Multiple comments from community and committee members repeat concerns that this building does not attempt to meet the exterior building design guideline that exterior spaces “should extend the color, texture, pattern and quality of the surrounding residential areas”. (B1.2.2) These concerns are aligned with similar concerns about meeting the MIMP’s General Guidelines to “Acknowledge the character of surrounding single-family residential, multi-family and educational use areas at each edge” and “respect the historic context.”
- Similarly, despite minor modifications to some building material color in the design process, the building also remains anomalous among buildings on the hospital campus in terms of a “compatible palette, texture, and color of building materials to unify the hospital campus” and “respect(ing) the historical context” of both the campus, in which brick is a predominant material, and the neighborhood, which is zoned for single-family residential or Low-Rise 3 (LR-3).
- With both the public art and the exits on both E. Cherry St. and E. Jefferson St., the design nods to exterior space guidelines (“Artwork integrated into publicly accessible areas of buildings and landscaping”) and plantings around exit doors, but the design avoids more explicit opportunities to enliven these design elements.
- The plaza design nicely connects the buildings with each other and across 18th Ave., but feels static, not some place “designed to include and provide access to neighborhood open space... with seasonal sun and shade to provide outdoor comfort for families, patients, caregivers and neighbors.”
- See B2.2 for additional comments.

Recommendation #18: The committee recommends stringent review of the compatibility of the palette, texture and color of the building materials in relation to the balance of the campus and the surrounding neighborhood.

Recommendation #19: The committee strongly recommend more explicit designs for the public art and the exits on E. Jefferson St. and E. Cherry St.

Recommendation #20: The committee recommends more flexible seating and opportunities at all building corners along 18th Ave. to maximize seasonal sun/rain cover that would invite more use described by the exterior space guidelines.

B1.2.3 Pedestrian Amenities

B1.2.4 Lighting, Safety and Security

- Wider sidewalks, the courtyard and entrances aligned across the courtyard, and alignment with the entrance to James Tower across 18th Ave. all provide clear and significant connections for pedestrians between these two buildings and with the hospital campus, but otherwise provides minimal pedestrian amenities.
- The proposed art screen(s) at the east end of the plaza driveway is intended to minimize light pollution by cars, while providing some artistic amenity.
- The committee does not believe the open-rail fence at the north and south sides of the east landscape buffer provides adequate privacy for adjacent properties along the east property line, though it does provide security through visibility. The fence along the east property line should create privacy for the homeowners while still creating a sense of blending the new building with the surrounding neighborhood, not creating a blockage between the two. (B1.2.4)
- Lighting along 18th Ave. will enhance pedestrian safety, and accent and selective up-lighting will highlight trees and other landscape features along the building perimeter, softening the building edge.
- The committee requested a lighting plan on multiple occasion that were not responded to.
- To provide more privacy for 19th Ave neighbors, the architects propose semi-private glass for the east façade rather than the clear glass of the other façades. The committee and community members remain concerned about the proposed glazing materials and impacts of light pollution from the east façade impacting neighboring properties.
- Future interior layout of the building must consider lighting impacts when allocating use along the building perimeter. Office spaces with time and motion-controlled lighting must be prioritized in place of continually lit rooms and corridors. (B1.2.5)

Recommendation # 21: The committee recommends that SDCI require a comprehensive lighting plan that will ensure minimal light pollution for neighboring properties and should minimize vertical light pollution and not contribute to light pollution for near neighbors.

Recommendation # 22: SDCI should also ensure that landscape lighting in the eastern landscape buffer is adequate to provide a secure zone without adding light pollution and impacting neighboring properties. Lighting should encourage/discourage pedestrians where appropriate.

Recommendation # 23: The committee recommends exchanging privacy glass for the patterned glass design for the east façade.

Recommendation # 24: The committee suggests additional seating along the street, including E. Cherry St. and E. Jefferson St.

B1.3 Landscape

Statement of Intent: *“The hospital campus should be composed of a rich, varied and well-maintained landscape and plant palette.”*

- The choice of landscaping plants was very well-received by the community and the committee, especially for the range of colors and seasonality of the plants. The diversity of plantings (color, size and variety) successfully creates a landscape order appropriate for the neighborhood. The plan reflects the landscaping of the neighborhood and meshes with the naturally occurring biodiversity nearby.
- The diverse types of conifers create a pleasing variety of textures and shapes, as well as more year-round screening of the buildings for adjacent residences. (B1.3.1)
- The diversity and thoughtful collection of rainwater-friendly plantings is also appreciated. (B1.3.3)
- The mix of coniferous and deciduous trees is appreciated, and the 10-year projected growth diagram was helpful in understanding tree impacts on the building edge, especially because of the extremely close proximity to neighborhood homes. Nevertheless, there is concern that the primary approach to privacy and screening for adjacent neighbors is based on landscaping, with virtually no hardscape components, despite page 41 of the MIMP, which calls for design of “The eastern campus edge (18th Ave. half-block) with landscape, privacy walls, building modulation and landscape terraces.”
- The committee appreciates that the landscape design was adjusted to align deciduous and coniferous trees with the modulation of the buildings’ façades in order to provide more screen from adjacent residences. Care should be taken to plant more mature trees to ensure more immediate privacy for neighbors on the east edge of the property. Community and committee members expressed particular concern that the landscape design provides a significant screen in the 10-year projected growth of proposed trees, but very little screen in the early years after planting.
- The committee has concerns that the majority of the trees proposed are deciduous, resulting in bare branches in fall and winter that will negatively impact the privacy of adjacent properties along the east property line. There is also concern about trees growing over the property line onto adjacent properties and annual leaf fall due to overhang that should be considered when planting and maintaining the trees. (B1.3.3) If trees can be planted to minimize the effects resulting from leaf fall of the deciduous trees, the committee would advise taking those steps.
- Careful stormwater management will be crucial in addressing neighborhood concerns about residential flooding and the impacts from runoff and perched water. We support the plan to have experts on site through the duration of the project to address any geotechnical and drainage concerns. There are significant concerns about storm water sheet flow from landscaped pervious surfaces onto adjacent properties.

Recommendation # 25: The committee recommends planting more mature trees, especially the conifers, to ensure more immediate privacy for neighbors.

Recommendation # 26: The committee received feedback from 19th Ave neighbors and the committee recommends the concerns and recommendations from the neighbors are incorporated for a fence that provided an attractive screen with maximum privacy, security, and safety. (See attached letter)

Recommendation # 27: Longtime neighbor concerns about stormwater runoff and perched water that have come up throughout the design process should be required to be monitored carefully by geotechnical and drainage experts during and after construction to ensure there are no negative flooding impacts on 19th Ave residences. The drainage reviewers pay particular attention to runoff from sloped, non-impervious landscaped areas in addition to hardscaped areas addressed in the construction storm water control plan.

Recommendation # 28: See section B1.1.7 for recommendation regarding tree maintenance plan.

B2 Architectural Character

Statement of Intent: *“Design buildings with materials that help visually reduce the scale and form of the buildings into smaller scaled elements and that complement the existing historic architecture & neighboring structures with the same visual field.”*

B2.1.2 Height, Bulk and Scale (pedestrian, street & building scale)

B2.1.3 Architectural & Façade Composition

B2.1.4 Secondary Architectural Features

- The decision to step the buildings down with the grade by pushing the south building partially below grade complies with MIMP requirements and was well received by the committee. The reduction in perceived mass at the campus edge is appropriate and effective. Recessing the screened rooftop equipment area also contributes to reduced perceived massing. (B2.1.1)
- The increased setback for the building’s footprint, the proposed plantings and the large amount of glazing along 18th Ave. successfully establish a relationship at the pedestrian scale. This is particularly successful at the 18th Ave. plaza and the southwest corner of the south building.
- The design team responded to concerns about the large blank wall segments by increasing glazing and adapting modulation of the walls along the north, south and west facades. The west façade successfully creates visual interest and draws the eye towards the entry courtyard through reduced modulation spacing. (B2.1.3) Wall setbacks at the large glazing panels provide some building modulation along the facades and patterned etched glass windows on east façade provide some privacy and repeat strong vertical “rhythm”. (B2.1.4) The Corten steel provides some additional texture and a modest reference to the campus building palette. (B2.1.3 and B2.1.4) We appreciate that the design does not include additional glazing on east the façade due to concerns about privacy and light pollution impacting the neighbors.
- The committee remains concerned about the large scale of the façade and glazing panels relative to the pedestrian scale, particularly on E. Cherry St. and E. Jefferson St. (B2.1.2) Care should be taken to soften the monolithic appearance of the proposed building. The story high panels should be broken into smaller segments appropriate to the pedestrian scale of a residential neighborhood. Additional segmentation of the glass panels would provide more visual depth and texture.
- The building envelopes are rectangular, with depth and texture provided primarily by placement of windows, fenestration, and glass envelopes for entrances, using the cladding to demonstrate modulation rather than stepping the building footprint back. The committee hopes to see more design options included in the MIMP design guidelines in future building designs.

Recommendation #29: The committee recommends the design team divide the opaque panel and glazing into smaller segments appropriate to the residential pedestrian scale.

Recommendation #30: The committee recommends the design team increase transparency of the E. Jefferson St. and E. Cherry St. facades to provide visual connections and enliven the pedestrian experience.

Recommendation #31: The committee recommends consideration of additional architectural features to counteract the opaque, monolithic facades, with particular emphasis on E. Jefferson St. and E. Cherry St.

B2.2 Architectural Elements and Features

Statement of Intent: *“Integrate new buildings with the existing architecture to establish a new cohesive whole for the campus.”*

There is consensus among the committee that elements of the buildings’ overall scale and perceived mass are effective and should be retained in the final plans. Façade modulation and large amounts of glazing on the west façade and plaza successfully establish a relationship with the street and pedestrians. However, the project fails to substantively meet critical overarching design guidelines for the campus as a whole.

The project does not successfully meet specific design guidelines for architectural features, façade and scale elements, as well as color and materials. The building reinterprets existing campus buildings by referencing datum lines and fenestration patterns but discards the dominant materials and existing color palette of the campus. Given the location at the edge of campus, directly adjacent to neighboring houses, it is particularly important that the proposed building act as a transition between the neighborhood and hospital campus. The proposed design (building envelope, materials palette and color palette) neither references neighboring residential buildings nor the historic context of either the neighborhood or hospital campus. It fails to act as a transitional building appropriate for the location at the eastern boundary of the MIO. (B2.1.4).

B2.2.2 Color and Material

- The committee appreciates that a new building does not need to rigorously repeat existing designs and materials. Yet there are strong feelings among community and committee members that the current design doesn’t address the MIMP’s overarching Campus “General Design” guidelines to “acknowledge the character of surrounding single-family residential, multi-family and educational use areas at each edge” nor does it use “compatible palette, texture, and color of building materials to unify the hospital campus”.
- Multiple design guidelines related to Color and Materials state: “Architectural design should be visually integrated with existing campus while mitigating visual impacts to surrounding residential neighborhood” and should consider “compatible palette of materials which is visually harmonious and applied across entire campus” and with a “color palette selected according to relationships with other nearby buildings.” (B2.2.2) The committee is concerned that the material and color palette are unique to the proposed building and are not visually integrated or compatible with the campus or neighborhood.
- The palette for this project is primarily white toned concrete panels with frosted and clear glass, which fails to provide visual consistency with adjacent structures, the neighboring community, or the hospital campus. In addition, material texture and finish of the white panels doesn’t sufficiently meet the design guidelines by not referencing the hospital campus or neighborhood. The committee appreciates the architects’ attempt to warm up the material palette with a substituted choice of cast concrete

material for the primary building cladding but preferred the depth of color in the first sample of cast concrete. While the committee agrees that brick should not be required, we feel that the color and texture of the façade panels needs to relate to the adjacent campus and the pedestrian scale.

- The all-glass primary entrance to the south building provides variety in scale, but not material or color, and does not reference either the hospital campus or any of the residential or educational buildings in the neighborhood.
- Incorporating additional material elements could help reference the red brick and warm sandstone tones of the adjacent historic Central Plant and James Tower and relate the proposed building to the existing hospital campus and neighborhood. Incorporation of materials such as wood panels or additional weathered steel would help minimize the contrast that is a concern of the committee. (B2.2)
- The design guidelines call for using “reusable and sustainable building materials where feasible” and use of “design elements compatible with documents such as “Green Guidelines for Healthcare” (B2.2.2) which were never referenced by the architects. It is not clear that these have been considered in the design process.

Recommendation #32: The committee recommends the color palette be revised to better reflect the historic context of the campus and the neighborhood. Look at the color palettes of other institutional buildings in the neighborhood and on the Swedish Cherry Hill Campus. While recognizing the neighborhood would prefer red brick, this committee does not specifically recommend this. Warm tones and textured materials should be used to better relate to the adjacent campus and neighborhood.

Recommendation #33: The committee recommends incorporating additional materials such as increasing the use of the weathered steel as a reference to the existing campus buildings.

Recommendation #34: The committee recommends adding texture or other visual depth to the opaque panel material, in addition to decreasing the panel size, to better relate to the palette, texture, and color of adjacent campus and neighborhood buildings.

B2.3 Rooftops

Statement of Intent: *“Where rooftops are visible from locations beyond the hospital campus, rooftops are a design element and should be designed to be attractive.”*

B2.3.2 Rooftop Designs

- Placement of the screened mechanical equipment away from the building perimeter reduces perceived building scale and will help mitigate noise impacts. There remain concerns about future construction and design decisions that could contribute to neighborhood noise; future decisions should make noise reduction on the rooftop an important goal given the very close proximity of homes. (B2.3.2)
- The proposal does not include any occupiable roof areas. The committee has not reviewed or commented on any occupiable rooftop areas, and these should not be included in future revisions. (B2.3.2)

Recommendation #35: To provide a complementary color in roof screen.

Recommendation #36: Due the very close proximity of homes SDCI should review the level of noise and require mitigation that meets residential noise standards at the property line.

Summary Recommendation:

We do not support moving forward at this time with the Sabey Corporations proposed design for the 18th Ave. site and request revisions to address the committee's concerns outlined above.

We would appreciate the opportunity to continue conversations and work together to ensure a final design that successfully meets the MIMP guidelines.

Swedish Cherry Hill SAC Members include:

Julia Blum
Jeff Dvi-Vardhana
Justin Kliewer
Kevin Klauer
Catherine Koehn
Claire Lane

If you have any questions, please contact Maureen Sheehan at (206) 684-0302.

For the Committee,

Maureen Sheehan
Department of Neighborhoods,
Major Institutions and Schools Coordinator

Dear Swedish Cherry Hill Medical Center SAC Members,

On November 6, 2018, SAC members asked if the near neighbors impacted by the proposed fence along the 18th/19th Ave property lines would agree to provide a signed letter as to what was discussed at the Sabey/near neighbor meeting. Only Vicky Schiantarelli, near neighbor residing at 541 19th Ave, attended the SAC meeting. She agreed to write the letter and signatures from the impacted near neighbors. This letter is to document what transpired at the Sabey/near neighbors meeting on October 30, 2018 at 5:30 PM.

We had a meeting with Sabey and neighbors who abut the proposed 18th Ave. MIMP project, to discuss fencing. The near neighbor attendees were:

Abil Bradshaw

Uy-Loi Ly

Melissa Flynn

Jerry Matsui

Robert Goodwin

Mary McLaughlin

Ben Lile

Vicky Schiantarelli

Sabey (Mikel Hansen and other Sabey staff) provided several photos of possible fence designs, including all metal and all wood. For Sabey, the stated goal was an attractive fence that considered installation and maintenance costs that would be acceptable to as many neighbors as possible.

The consensus of neighbors was the need for a fence that provided an attractive screen with maximum privacy, security and safety.

The design should discourage, if not prevent, anyone scaling the fence into the neighbors' yards. It should block views into private back yard spaces. The neighbors would support Sabey seeking permits for a fence that exceeds 6 feet if/where that makes sense and without negatively impacting the neighbors along Jefferson that already have a concrete barrier along the property line. It should muffle sound or provide a sound barrier from the noise from vehicles, pedestrians and the loading dock. It should block vehicle (both cars and trucks) lights, as well as garden and building lighting and glare that could enter neighbors' windows. It should be a natural, transition between the neighborhood and the proposed building and landscape design.

The fence should be preferably constructed of sustainable materials, considering the cost of installation and maintenance. The material should absorb or block sound rather than amplify or echo sound.

November 30, 2018

page 1


The timing of the building phases and in which phase the wall would be built was also discussed. The neighbors requested that the wall would be built during phase one (as early as practicable) so that: 1) it would help to offset the ugly views that the construction will produce, 2) it would help further reduce the dust fallout, and 3) it would also help to dampen many of the sounds throughout construction.


The neighbors identified specific areas of concern:


- There are local trees and large shrubs along or near the property lines that could be impacted by the project that must be maintained. Two specific examples are the laurel on Sabey's side of the property at 537 19th Ave and the large evergreen along the property line at 545 19th Ave.
- The neighbors at 1814 E Jefferson Street do not want the fence to appear as a "wall" since their view from the deck will be the fence. One neighbor whose deck will be five feet away from the fence did not want the fence materials to be brick or concrete.
- The current property line for 559 19th Ave is less than five feet from the neighbor's garage. The garage was built before current codes and is grandfathered in. The neighbors support this neighbor's request that the fence be constructed so this neighbor can maintain his garage structure along the fence. This would require a portion of the fence be constructed so the neighbor/Sabey can temporarily move or remove a panel or section of the fence to allow the neighbor to make repairs or paint the garage exterior.

The neighbors briefly discussed the landscaping design, requesting collaboration with Sabey regarding the size, selection and placement of trees near or along the fence line. The neighbors also requested periodic check in meetings with Sabey. The meeting concluded just past 6:30 PM.




Sincerely,


MARY H MCLAUGHLIN


Ben Lile




- Robert V. Gordin

November 30, 2018

page 2