


SHEET MULCHING:


Environmentally friendly alternative to weed control



PERMACULTURE TECHNIQUE CONSISTING OF LAYING DOWN A THICK LAYER OF CARDBOARD OR NEWSPRINT OVER WEEDS AND COVERING THAT LAYER WITH WOOD CHIPS/MULCH.



MIMICS THE NATURAL DECOMPOSING PROCESS TO IMPROVE SOIL AND SUPPRESS WEEDS.



CARDBOARD/NEWSPAPER WILL BREAK DOWN OVER TIME UNDER MULCH

Sheet Mulching Techniques



Select area to sheet mulch. Remove obstacles or other items not wanting to cover.



Pull or cut vegetative material to roughly 1-2” above ground level. The shorter the better.



Put cardboard, newspaper or burlap down on top of area you want to control.



Wet cardboard/newspaper/burlap thoroughly



Apply 3-5” inches of Arborist chips/wood chips and/or mulch on top of wet material. Covering whole area you want to control.


The Science of the Mulch



COVERS THE SOIL SURFACE
PREVENTING PHOTOSYNTHESIS WHICH
SEEDS NEED TO GERMINATE



COLD COMPOSTING TECHNIQUE.
THERE IS LITTLE OR NO HEAT
REACTION FROM MICROORGANISMS
TO SPEED UP THE PROCESS.



COULD TAKE 6 MONTHS OR LONGER
TO DECOMPOSE ENOUGH FOR
PLANTING



[This Photo](#) by Unknown Author is licensed under [CC BY-NC-ND](#)









This Photo by Unknown Author is licensed under [CC BY-SA](https://creativecommons.org/licenses/by-sa/4.0/)



*IT'S THE END OF THE WEED
AS WE KNOW IT*