



ELECTRIC VEHICLE CHARGING CORD GUIDANCE FOR CROSSING THE PUBLIC RIGHT-OF-WAY (GROUND FLOOR RESIDENTIAL USE)

Last Revised 10/1/19

BACKGROUND

A growing number of Seattle residents drive or are interested in driving an electric vehicle (EV)¹ but struggle to find reliable charging solutions. This is especially true for residents without dedicated off-street parking. We are working to increase EV charging access to help meet our climate action and vehicle electrification goals.² To assist you, we provide guidance for on-street Level 1 (110-120V) charging in single-family and multi-family zones.³ We continue to explore additional, longer term EV charging solutions for single-family, multi-family, and mixed use zones.

APPLICABILITY

By following this guide, a Street Use permit is not required to charge an EV on the street. If you have off-street parking available you should use that spot for charging rather than the street. This guidance applies to ground floor residential uses in single-family and multi-family zones. We have developed this guidance for properties with an adjacent sidewalk.

Charging Cord Covers

Charging cords must be covered by a highly visible, stable, and secure low-angle cable ramp while charging.

If the total height of the equipment (both cord and ramp) does not exceed 1/2 inch, the following requirements apply:

- The ramp shall cover the charging cord completely across the sidewalk and can be no less than 4 feet in length; and
- The ramp shall be no steeper than a 50% grade or 1:2 gradient.

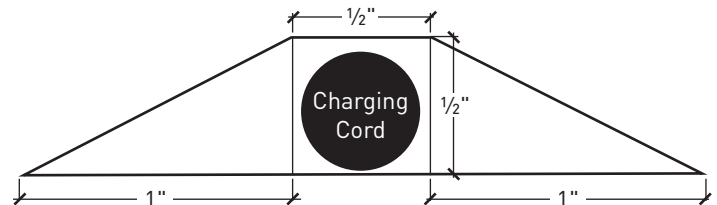


FIGURE 1. CROSS-SECTION OF RAMP REQUIREMENTS FOR UP TO 1/2 INCH

¹An Electric Vehicle is a vehicle that operates, either partially or exclusively, on electrical energy from an off-board source that is stored on-board for motive purposes.

²www.seattle.gov/environment/climate-change/drive-clean-seattle

³This Client Assistance Memorandum (CAM) should not be used as a substitute for codes and regulations. Users are responsible for compliance with all code and rule requirements, whether or not described in this CAM, including the Americans With Disabilities Act accessibility guidelines.

If the total height of the equipment (both cord and ramp) exceeds 1/2 inch in height, the following requirements apply:

- The ramp shall be no steeper than an 8.3% grade or 1:12 gradient;
- A 3 foot x 5 foot clear landing on the sidewalk must be on either side of the ramp;
- The ramp shall cover the entire width of the sidewalk and can be no less than 4 feet wide;
- A 5 foot x 4 foot or greater landing platform shall be at the top of the ramp;
- The landing must be flat, with no more than a 2% slope (1:50 gradient) in any direction; and
- Perpendicular to the direction of travel, the ramp cannot have a cross slope exceeding a 2% grade (1:50 gradient).

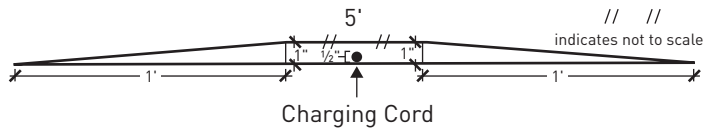
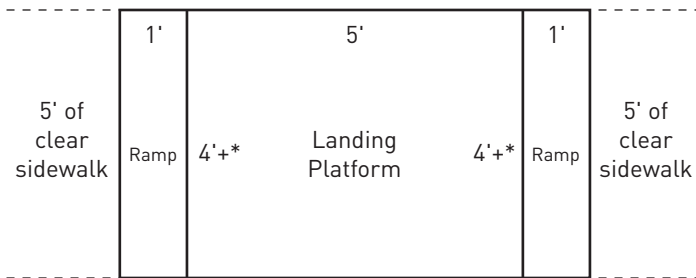


FIGURE 2. CROSS-SECTION OF RAMP REQUIREMENTS FOR OVER 1/2 INCH HEIGHT, EXAMPLE BASED ON A TOTAL HEIGHT OF 1 INCH



*Shall be the width of the sidewalk and no less than 4 feet.

FIGURE 3. OVERHEAD DIAGRAM OF A RAMP FOR HEIGHTS OVER 1/2 INCH

Additionally:

- You are not guaranteed a reserved parking space. You cannot use signage or other means to reserve the parking space in front of your residence.
- Use only Level 1 (110-120V) charging equipment. No Level 2 (240V) charging cords may cross the public right-of-way.
- The EV charging cord shall cross perpendicular to the sidewalk to minimize obstacles to mobility.
- When not charging an EV, all equipment shall be removed.
- All local parking regulations, both temporary and permanent, remain unchanged and shall be followed.
- You are responsible for complying with all relevant sections of the National Electric Code.
- You shall use an outlet linked to your utility bill.

ENFORCEMENT

Per the SMC 15.04.072, failure to comply with this guidance may result in the removal of equipment and the collection of expenses incurred to restore public space in the manner provided by law.

Access to Information

Client Assistance Memos are available online at: www.seattle.gov/transportation/document-library/client-assistance-memos. Paper copies of these documents are available at our Permit Services Counter located on the 23rd floor of the Seattle Municipal Tower at 700 5th Avenue in downtown Seattle; phone number (206) 684-5253.