



# 2021 Annual Move Seattle Levy Report



## 2021 At a Glance

- Met or exceeded annual/overall Levy goals in most programs
- Overall spend of \$216.4 million represents some of the highest annual spending during the Levy

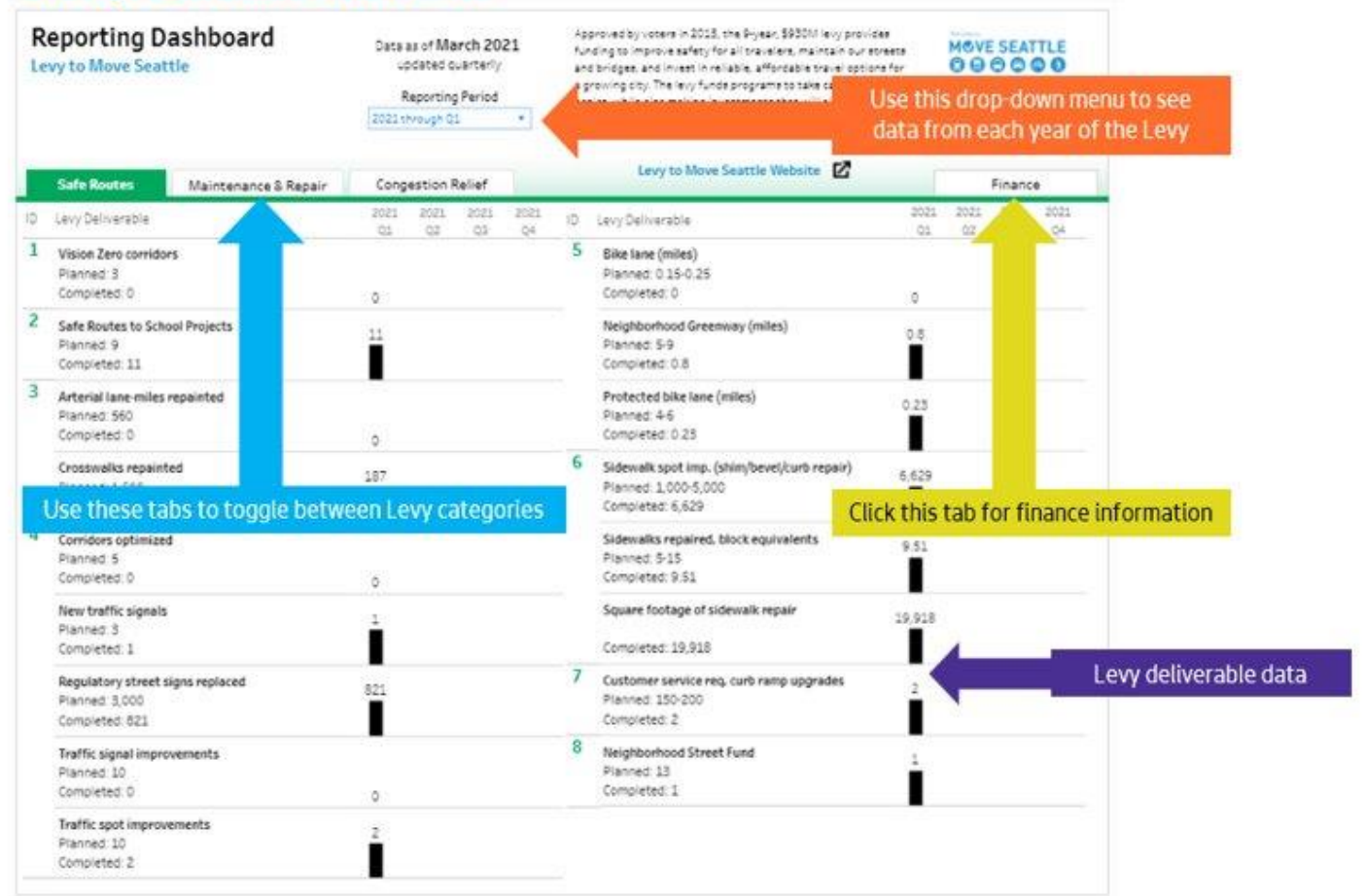
*Shown at right: Loyal Heights Elementary School families using a new crosswalk across 32nd Ave NW. This program exceeded 2021 planned accomplishments with 22 completed Safe Routes to School projects this year.*



# 2021 Levy Highlights

- Launched [new Tableau dashboard in Q1](#)
- Led to a new report format that is streamlined, efficient, and transparent

## 2021 Q1 Dashboard At-a-Glance



## 2021 Levy Highlights

Completed one Vision Zero corridor project, on 12th Ave S, and made progress on the on 15th Ave S (left) and Sand Point Way Vision Zero projects (right)



# 2021 Levy Highlights

- Installed 9 new miles of protected bike lanes (PBLs), including on 12th Ave S, 7th Ave, NE 43rd St (top right), N 34th St, Green Lake (bottom right)
- Installed 0.27 new bike lane miles and 7.73 new Neighborhood Greenway miles



# 2021 Levy Highlights

- Completed the Fairview Ave N Bridge in Q3
- In addition to seismic and structural safety improvements, new bridge offers mobility improvements for all travelers



# 2021 Levy Highlights

- In April, FTA allocated \$59.9 million in funding from the Small Starts Program to the Madison Bus Rapid Transit (BRT) – RapidRide G Line project
- Project will create a frequent and reliable public transportation line between 1st Ave and Martin Luther King Jr Way
- Celebrated the start of construction on Madison BRT in Q3



# 2021 Levy Highlights

- Continued construction on the Delridge RapidRide H Line (top right); completed 10.26 miles of paving on Delridge Way SW
- Completed all major construction on the Green Lake and Wallingford Paving & Multi-Modal Improvements Project (bottom right)





# 2021 Levy Highlights

- Opened the John Lewis Memorial Bridge to people who walk, roll, and bike
- Bridge improves access to communities, services, and opportunities on both sides of I-5 in Northgate and Licton Springs, including the new Link Light Rail station, and helps knit together a historically divided community



# 2021 Levy Highlights

Many other achievements, including:

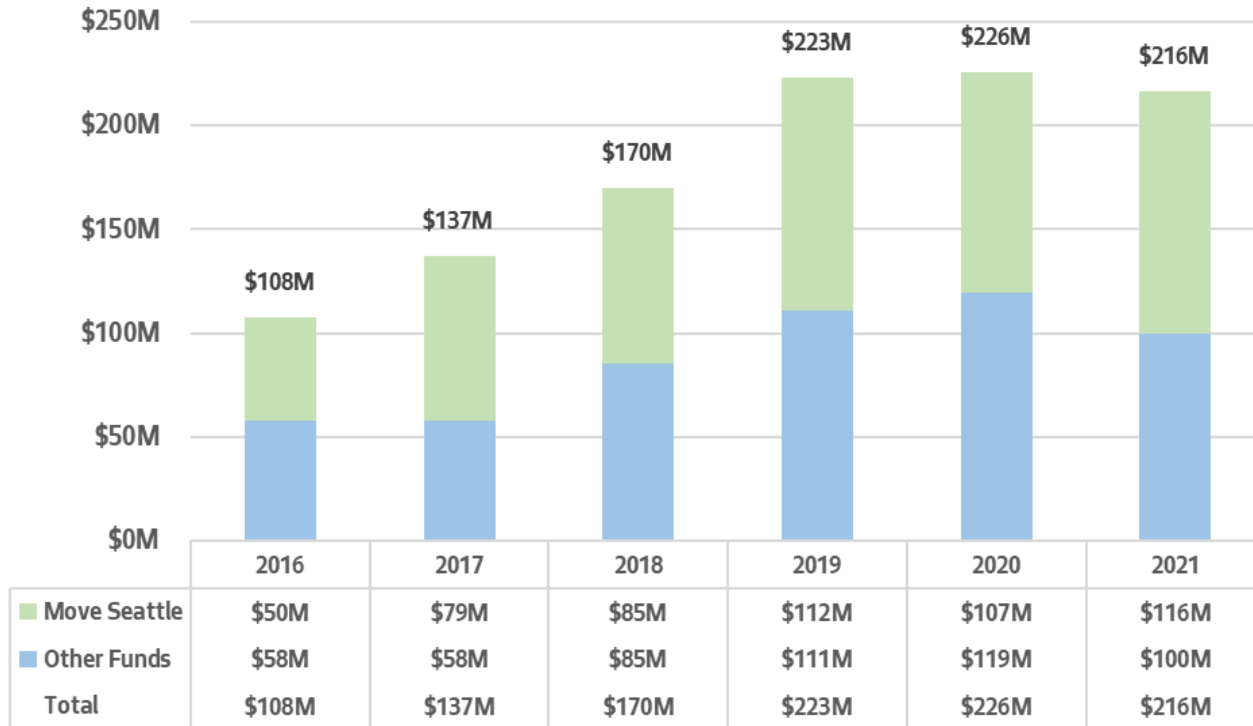
- 24 blocks of new sidewalks
- 45 transit spot improvements
- 399 trees planted
- 38.48 block equivalents of sidewalks repaired
- 17,239 sidewalk spot improvements
- 2,500 crosswalks remarked
- 5 stairways rebuilt



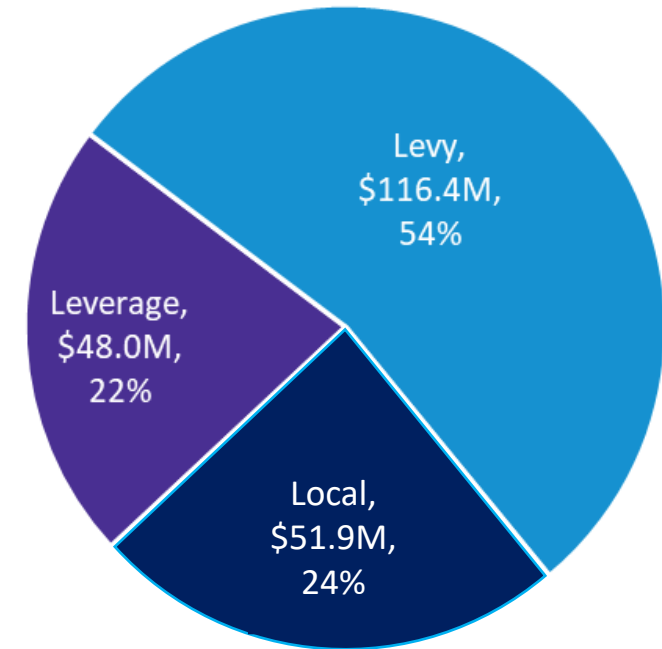
# Financial Summary - 2021 Spending (\$216M)

## Move Seattle Levy Annual Spending

2016 to 2021 - \$1,080M Total

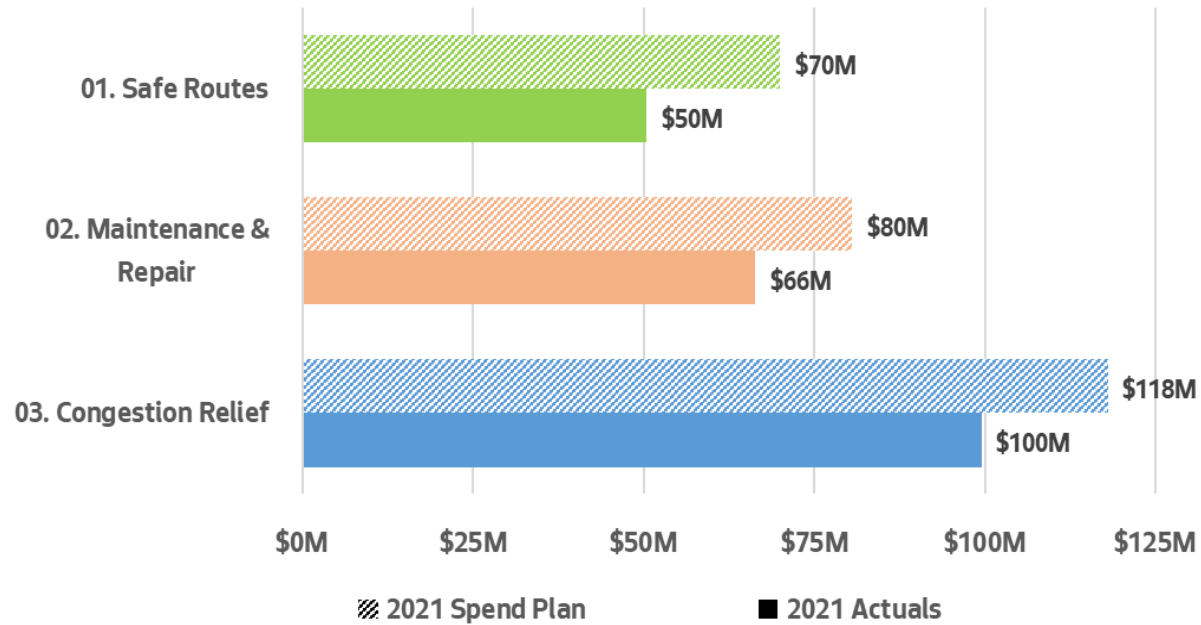


## 2021 ACTUALS by Color of Money

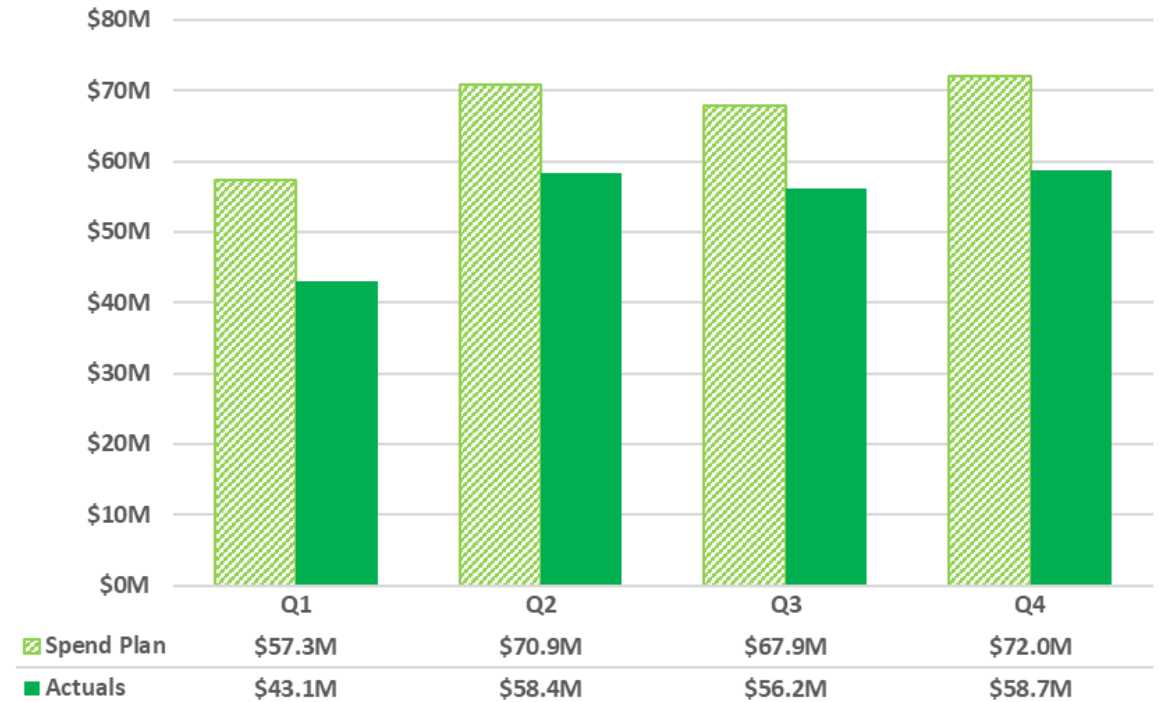


# Financial Summary - Spend Plan vs Actuals

2021 Levy Category Variance  
Spend Plan (\$268M) vs Actuals (\$216M)



2021 Spend Plan vs Actuals by Quarter



# Next steps

- Q1 2022 Report coming at the end of April
- Continuing work on Levy Portfolio Status Update
  - *As part of this effort, working on how to further increase progress towards paving goals (Programs 9 and 10)*

# Editor's Note

- A previous version of this presentation did not report 2.2 miles of protected bike lanes (Program 5) and 10.26 lane miles of paving (Program 10), which were completed in the fourth quarter of 2021. This previous version also reported that SDOT completed the 15th Ave S Vision Zero project fully in 2021 (Program 1). This project was fully completed in the second quarter of 2022. This presentation has been updated where necessary to reflect these adjustments.

**Thank you!**