



2021 Annual Move Seattle Levy Report



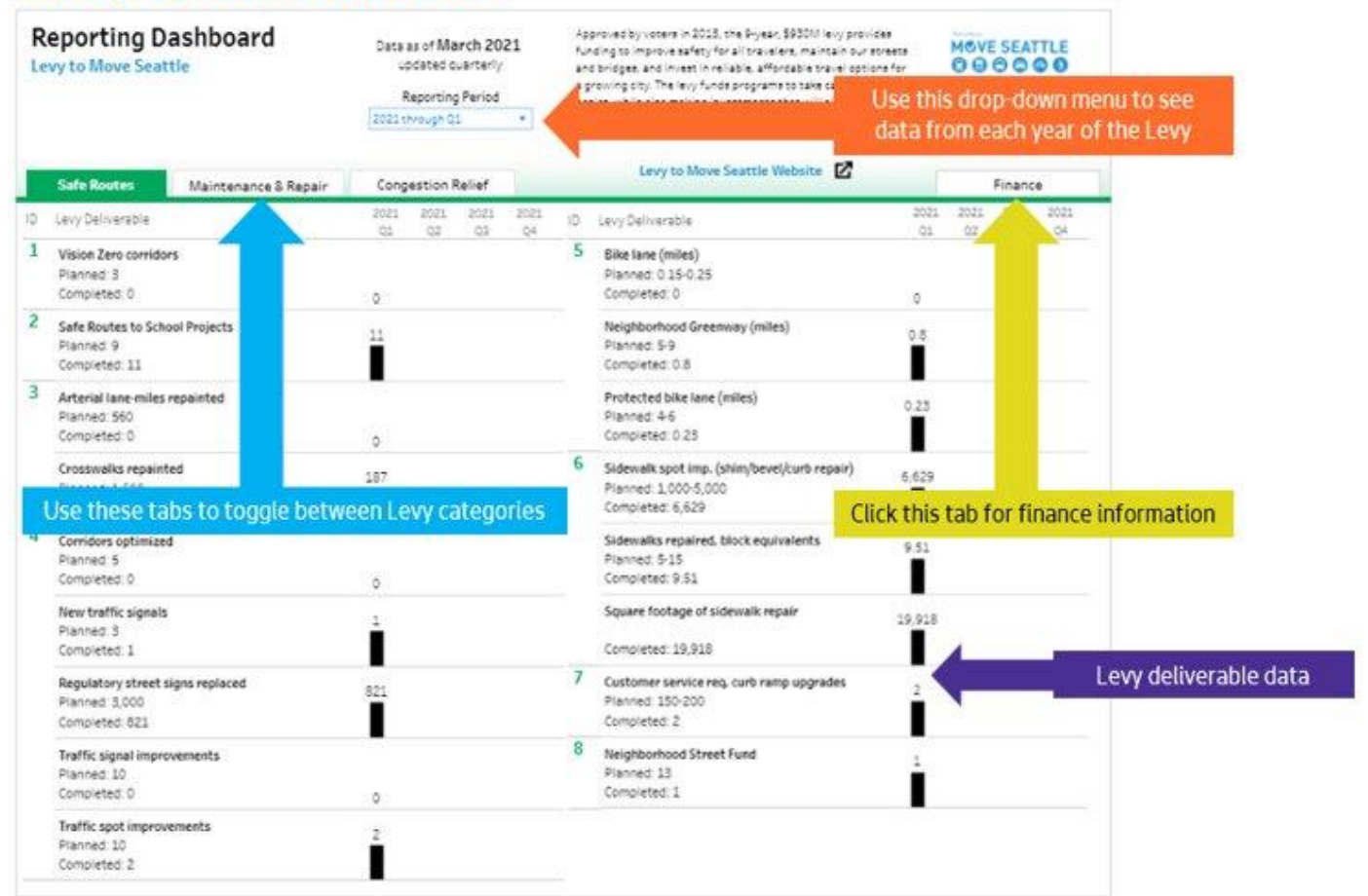
2021 At a Glance

- Met or exceeded annual/overall Levy goals in most programs
- Overall spend of \$216.4 million represents some of the highest annual spending during the Levy

Shown at right: Loyal Heights Elementary School families using a new crosswalk across 32nd Ave NW. This program exceeded 2021 planned accomplishments with 22 completed Safe Routes to School projects this year.



- Launched new Tableau dashboard in Q1
- Led to a new report format that is streamlined, efficient, and transparent



2021 Levy Highlights

Completed two Vision Zero corridor projects, on 15th Ave S (left) and 12th Ave S, and made progress on the Sand Point Way Vision Zero project (right)



11/04/2021

2021 Levy Highlights

- Installed 6.8 new miles of protected bike lanes (PBLs), including on 12th Ave S, 7th Ave, NE 43rd St (top right), N 34th St, Green Lake (bottom right)
- Installed 0.27 new bike lane miles and 7.73 new Neighborhood Greenway miles



2021 Levy Highlights

- Completed the Fairview Ave N Bridge in Q3
- In addition to seismic and structural safety improvements, new bridge offers mobility improvements for all travelers



2021 Levy Highlights

- In April, FTA allocated \$59.9 million in funding from the Small Starts Program to the Madison Bus Rapid Transit (BRT) – RapidRide G Line project
- Project will create a frequent and reliable public transportation line between 1st Ave and Martin Luther King Jr Way
- Celebrated the start of construction on Madison BRT in Q3



2021 Levy Highlights

- Continued construction on the Delridge RapidRide H Line (top right)
- Completed all major construction on the Green Lake and Wallingford Paving & Multi-Modal Improvements Project (bottom right)



2021 Levy Highlights

- Opened the John Lewis Memorial Bridge to people who walk, roll, and bike
- Bridge improves access to communities, services, and opportunities on both sides of I-5 in Northgate and Licton Springs, including the new Link Light Rail station, and helps knit together a historically divided community



2021 Levy Highlights

Many other achievements, including:

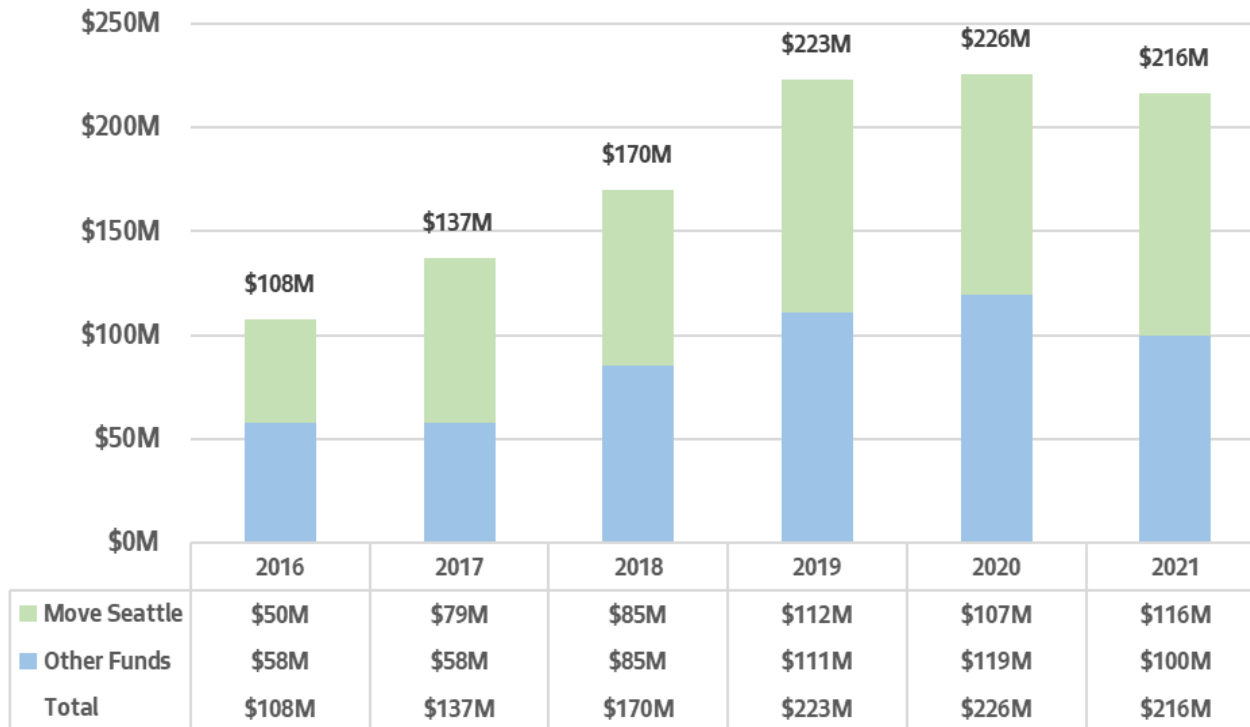
- 24 blocks of new sidewalks
- 45 transit spot improvements
- 399 trees planted
- 38.48 block equivalents of sidewalks repaired
- 17,239 sidewalk spot improvements
- 2,500 crosswalks remarked
- 5 stairways rebuilt



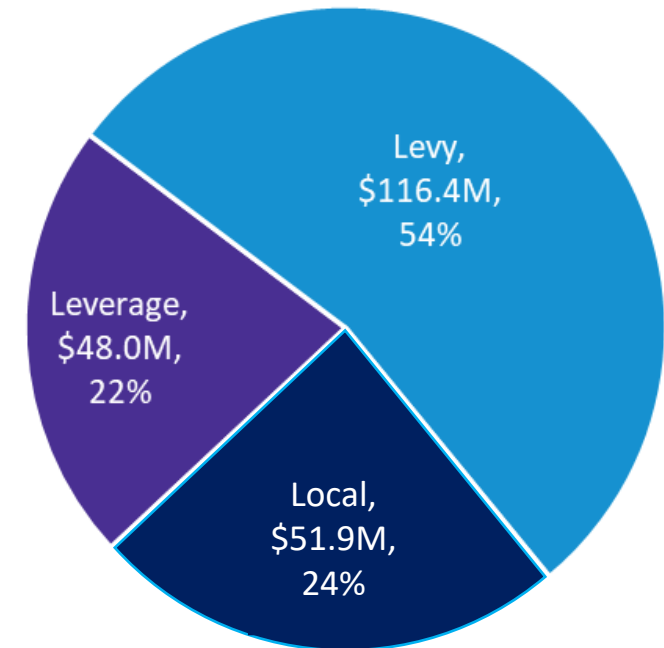
Financial Summary - 2021 Spending (\$216M)

Move Seattle Levy Annual Spending

2016 to 2021 - \$1,080M Total

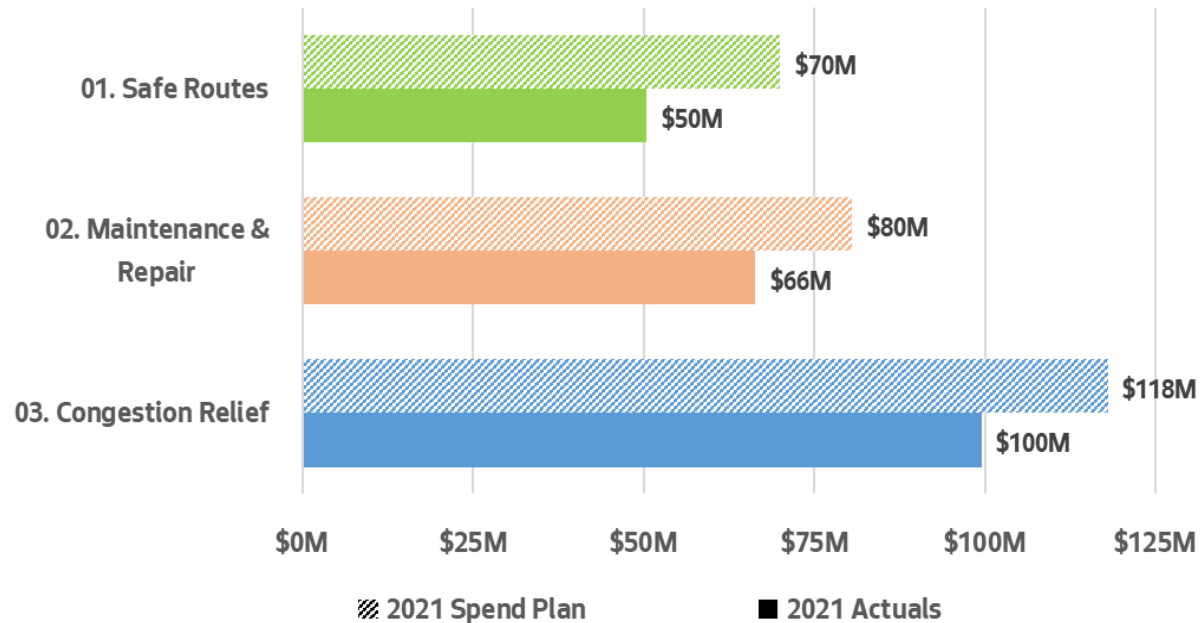


2021 ACTUALS by Color of Money

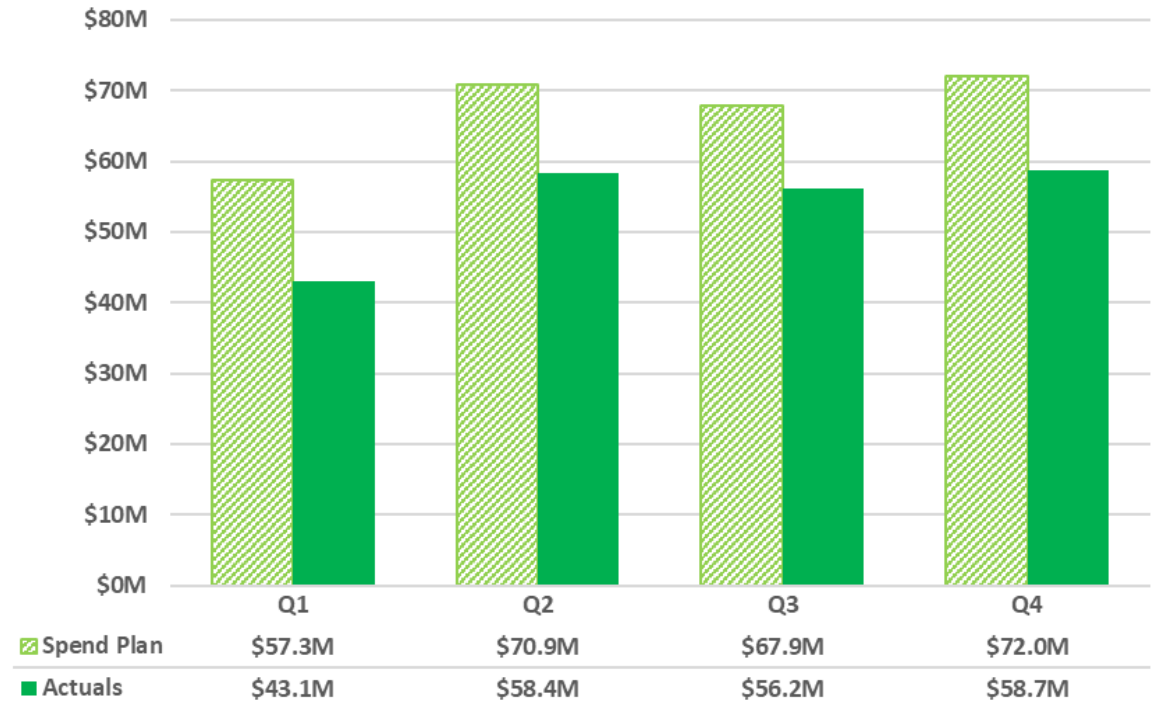


Financial Summary – Spend Plan vs Actuals

2021 Levy Category Variance
Spend Plan (\$268M) vs Actuals (\$216M)



2021 Spend Plan vs Actuals by Quarter



Next steps

- Q1 2022 Report coming at the end of April
- Continuing work on Levy Portfolio Status Update
 - *As part of this effort, working on how to further increase progress towards paving goals (Programs 9 and 10)*

Thank you!