




PRINCIPLES OF SEASTAT

- 1. Accurate and Timely Information**
Know what is happening.
- 2. Effective Tactics**
Have a plan.
- 3. Rapid Deployment**
Do it quickly.
- 4. Relentless Follow-up and Assessment**
If it works, do more. If not, do something else.

CRIME REDUCTION STRATEGIES

- Focus on:**
- Problem Locations*
 - Prolific Offenders*
 - Repeat and Vulnerable Victims*





SeaStat Crime Dashboard

Crime counts are based on the primary offense within a single incident, and do not represent the number of victims, or associated offenses within an incident. Crime data is dynamic and will change based on reporting and investigative updates.

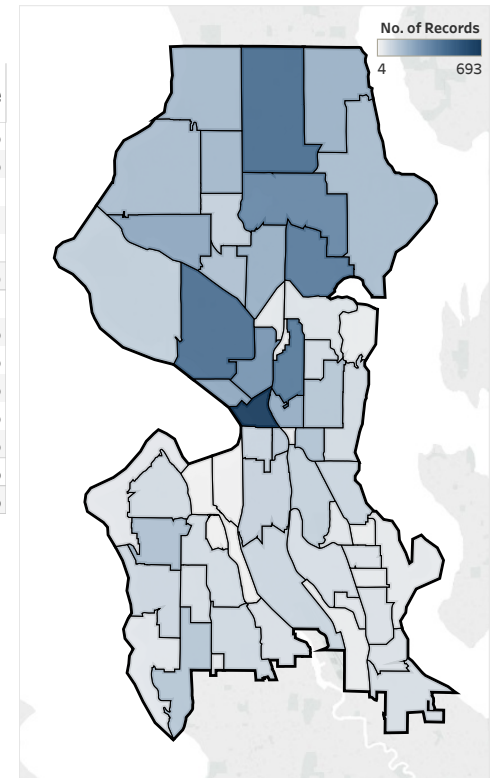
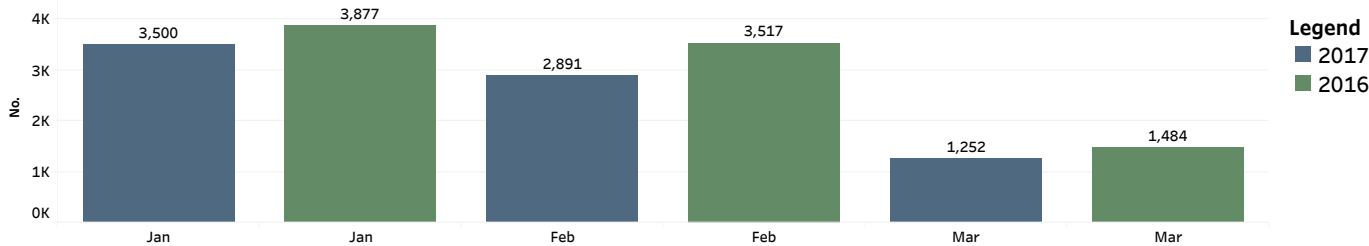


PRECINCT: All SECTOR: All BEAT: All NEIGHBORHOOD: All CRIME GROUP: Multiple values CRIME CATEGORY: All CRIME SUBCATEGORY: All CRIME DESCRIPTION: All

Precinct: All MCPP: All Crime Group: PERSON & PROPERTY Crime Category: All

Last Update: 3/15/2017 4:14:34 AM

CRIME GROUP	CRIME CATEGORY	YTD 2017	YTD 2016	YTD Amt. Change	YTD % Change
PERSON	HOMICIDE	2	6	-4	-67%
	SEX OFFENSE	135	155	-20	-13%
	ROBBERY	282	285	-3	-1%
	AGGRAVATED ASSAULT	278	292	-14	-5%
	AGGRAVATED ASSAULT-DV	138	137	1	1%
	Total	835	875	-40	-5%
PROPERTY	ARSON	34	16	18	113%
	BURGLARY-RESIDENTIAL	941	1,100	-159	-14%
	BURGLARY-COMMERCIAL	461	515	-54	-10%
	LARCENY-THEFT	2,004	2,350	-346	-15%
	CAR PROWL	2,689	3,149	-460	-15%
	MOTOR VEHICLE THEFT	679	873	-194	-22%
	Total	6,808	8,003	-1,195	-15%
Grand Total		7,643	8,878	-1,235	-14%





SeaStat Crime Dashboard

Crime counts are based on the primary offense within a single incident, and do not represent the number of victims, or associated offenses within an incident. Crime data is dynamic and will change based on reporting and investigative updates.

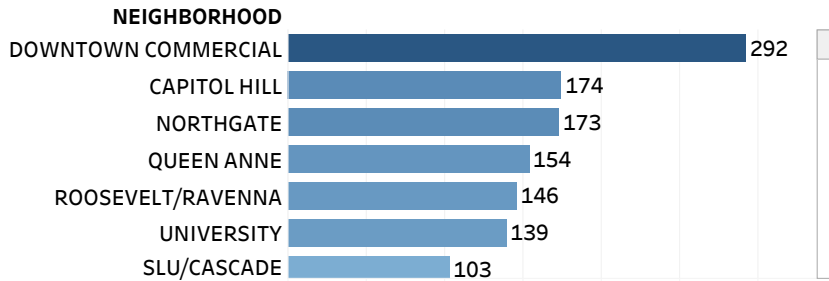
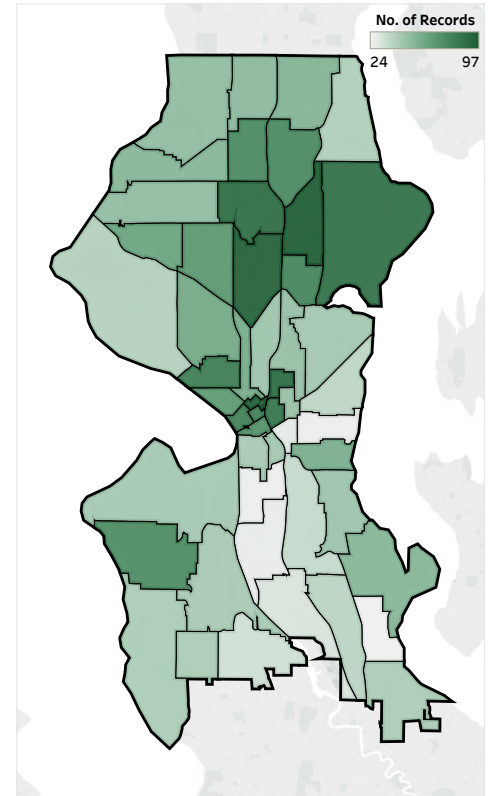


Time Frame: 2/12/2017 12:00:00 AM and Null values
 PRECINCT: All
 SECTOR: All
 BEAT: All
 NEIGHBORHOOD: All
 CRIME GROUP: Multiple values
 CRIME CATEGORY: All
 CRIME SUBCATEGORY: All
 CRIME DESCRIPTION: All

Precinct: All MCPP: All Crime Group: **PERSON & PROPERTY** Crime Category: All

Last Update: 3/15/2017 4:14:34 AM

CRIME GROUP	CRIME CATEGORY	02/12	02/19	02/26	03/05	Grand Total
PERSON	SEX OFFENSE	12	15	15	16	58
	ROBBERY	35	27	26	30	118
	AGGRAVATED ASSAULT	27	23	34	36	120
	AGGRAVATED ASSAULT-DV	21	6	8	15	50
PROPERTY	ARSON	6	2	5	3	16
	BURGLARY-RESIDENTIAL	79	90	90	78	337
	BURGLARY-COMMERCIAL	36	34	50	35	155
	LARCENY-THEFT	207	196	170	154	727
	CAR PROWL	258	282	250	215	1,005
	MOTOR VEHICLE THEFT	78	69	65	63	275
Grand Total		759	744	713	645	2,861





SeaStat Shots Fired Dashboard

Shots Fired include injury and non-injury firearm-related incidents. Shootings are firearm-related incidents that resulted in injury or death. Self-inflicted and officer-involved shootings are not included. Report inception: 2012.

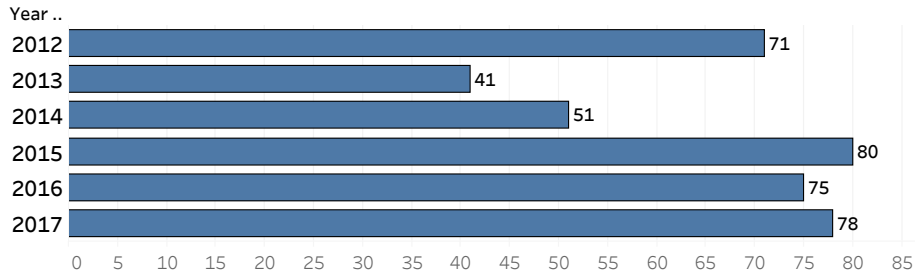


Year: 2017
Precinct: All
Beat: All

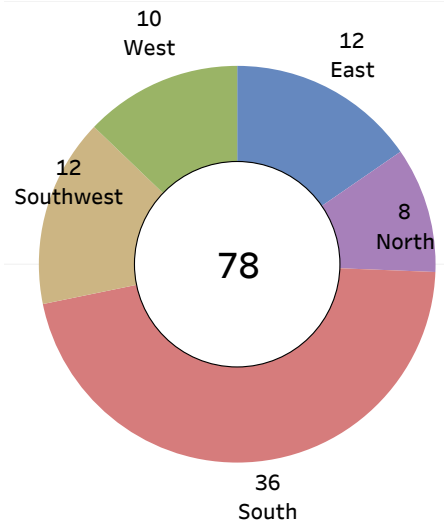
Last Update: 3/13/17

Shots Fired Report

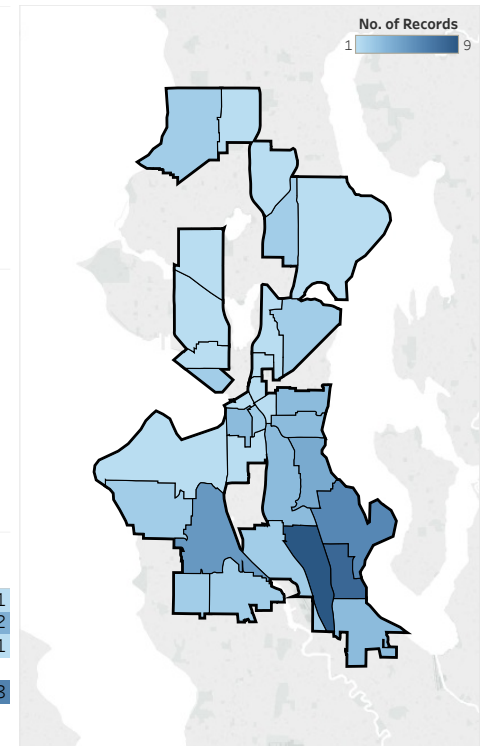
Shots Fired YTD



Shots Fired by Precinct



Citywide Shots Fired by Beat



Shootings YTD

