



# SEASTAT

## PRINCIPLES OF SEASTAT

### **Accurate and Timely Information**

Know what is happening.

### **Effective Tactics**

Have a plan.

### **Rapid Deployment**

Do it quickly.

### **Relentless Follow-up and Assessment**

If it works, do more. If not, do something else.

## CRIME REDUCTION STRATEGIES

### **Focus on:**

- Problem Locations*
- Prolific Offenders*
- Repeat and Vulnerable Victims*
- Community Engagement*
- Partnerships*

*Reducing Crime & Disorder | Excellence in Service | Honor & Professionalism | Business Efficiency | Data-Driven Policies & Practices*



# CITYWIDE OVERVIEW



## SeaStat Crime Dashboard

Time Frame: YTD

Crime counts are based on the primary offense within a single incident, and do not represent the number of victims, or associated offenses within an incident. Crime data is dynamic and will change based on reporting and investigative updates.

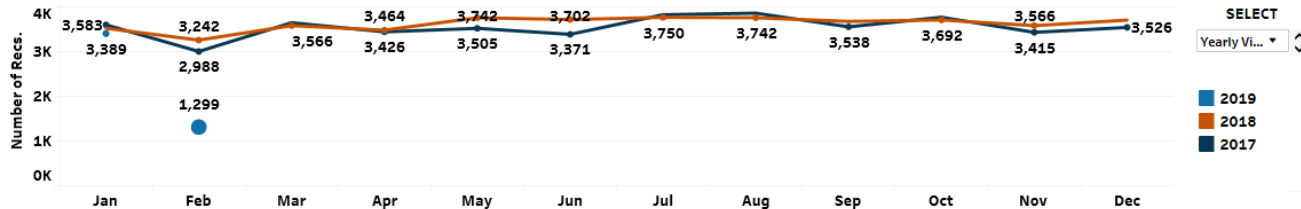
VIEW: Table | TIME FRAME: YTD | PRECINCT: (All) | SECTOR: (All) | BEAT: (All) | RA: (All) | NEIGHBORHOOD: (All) | CRIME GROUP: (All) | CRIME CATEGORY: (All) | CRIME SUBCATEGORY: (Multiple values) | CRIME DESCRIPTION: (All) | SELECT A MAP: PRECINCT

Precinct: All MCPP: All Crime Category: All

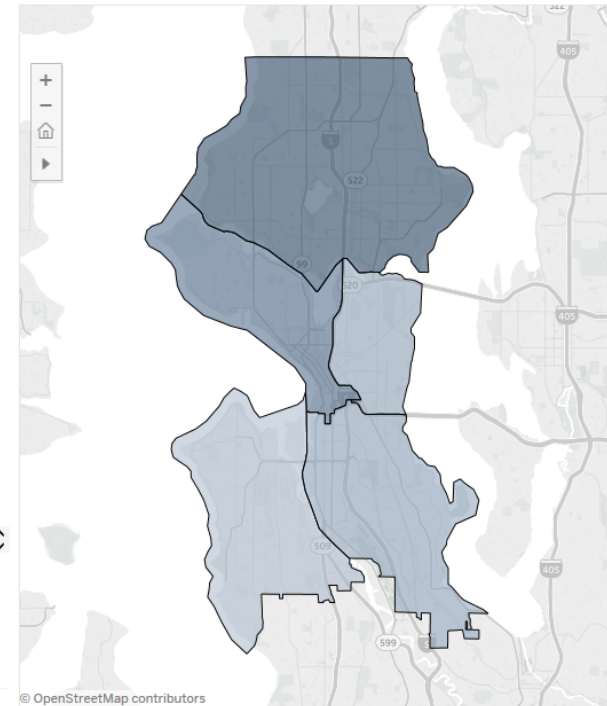
Last Update: 2/19/2019 4:45:19 AM

Reports in Transcription: 35

CRIME GROUP	CRIME CATEGORY	2019	2018	AMT CHANGE	% CHANGE	5YR WTD AVG
PERSON	HOMICIDE	4	5	-1	-20%	4
	SEX OFFENSE	34	39	-5	-13%	31
	ROBBERY	201	224	-23	-10%	211
	AGGRAVATED ASSAULT	224	224	0	0%	198
	AGGRAVATED ASSAULT-DV	72	89	-17	-19%	93
	Total	535	581	-46	-8%	537
PROPERTY	ARSON	15	18	-3	-17%	17
	BURGLARY-RESIDENTIAL	593	689	-96	-14%	689
	BURGLARY-COMMERCIAL	395	376	19	5%	341
	LARCENY-THEFT	1,475	1,800	-325	-18%	1,657
	CAR PROWL	1,316	1,775	-459	-26%	1,940
	MOTOR VEHICLE THEFT	359	522	-163	-31%	553
	Total	4,153	5,180	-1,027	-20%	5,197
	Grand Total	4,688	5,761	-1,073	-19%	5,735



YTD Crime by PRECINCT Map



# SHOTS FIRED



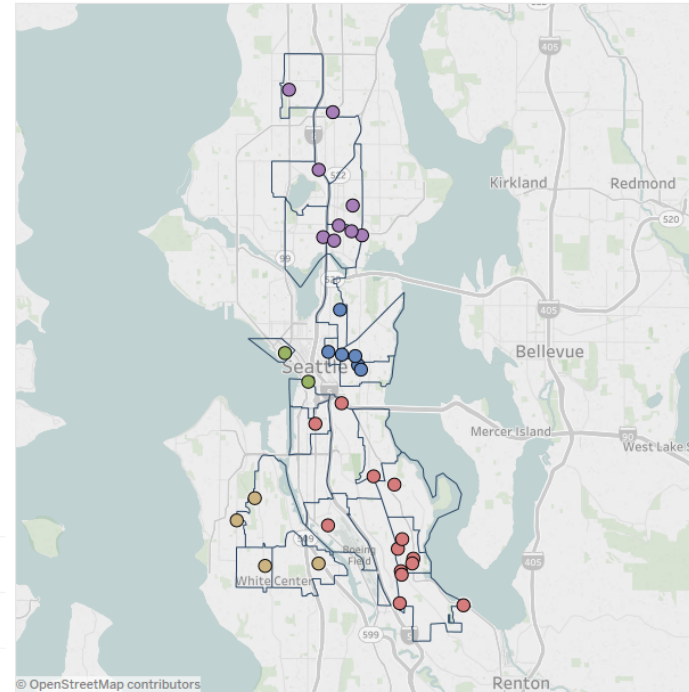
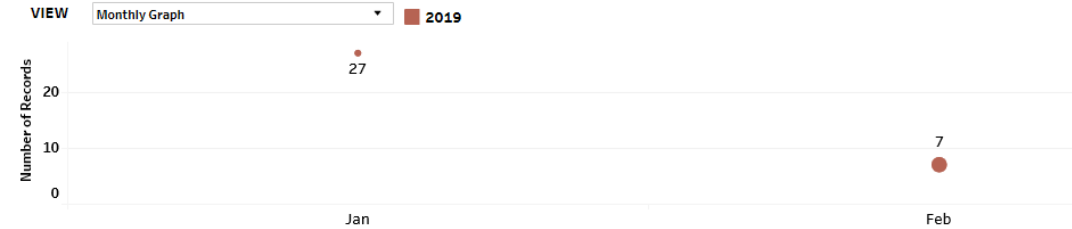
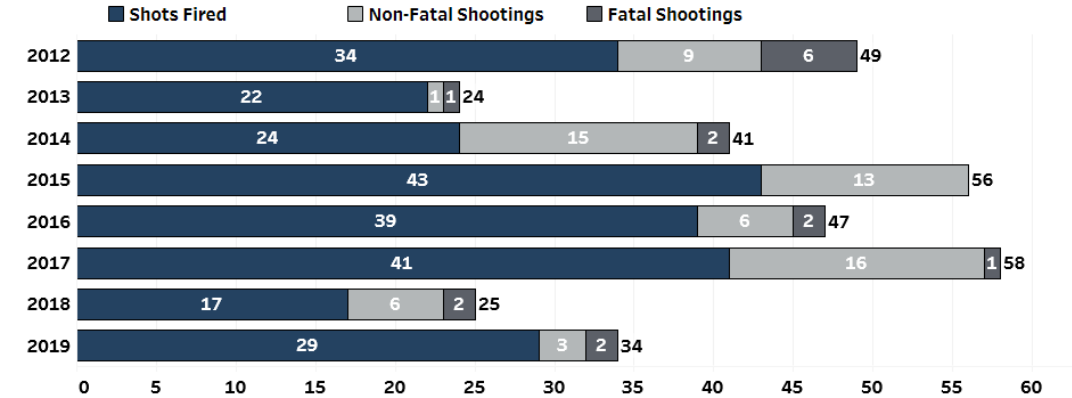
## SeaStat Shots Fired Dashboard

Shots Fired include injury and non-injury firearm-related incidents. Shootings are firearm-related incidents that resulted in injury or death. Self-inflicted and officer-involved shootings are not included. Report inception: 2012

**PRECINCT** (All) | **BEAT** (All) | **SECTOR** (All) | **MCPP** (All) | **TIME FRAME** 1/1/2019 - 2/18/2019 | **BOUNDARY** BEAT

6 East	9 North	13 South	4 Southwest	2 West
-----------	------------	-------------	----------------	-----------

Shootings & Shots Fired YTD





# 2019 CRIME REDUCTION GOALS

Reduce Commercial Robbery by 2% | Reduce Residential Burglary by 5% | Reduce Motor Vehicle Theft by 5%

