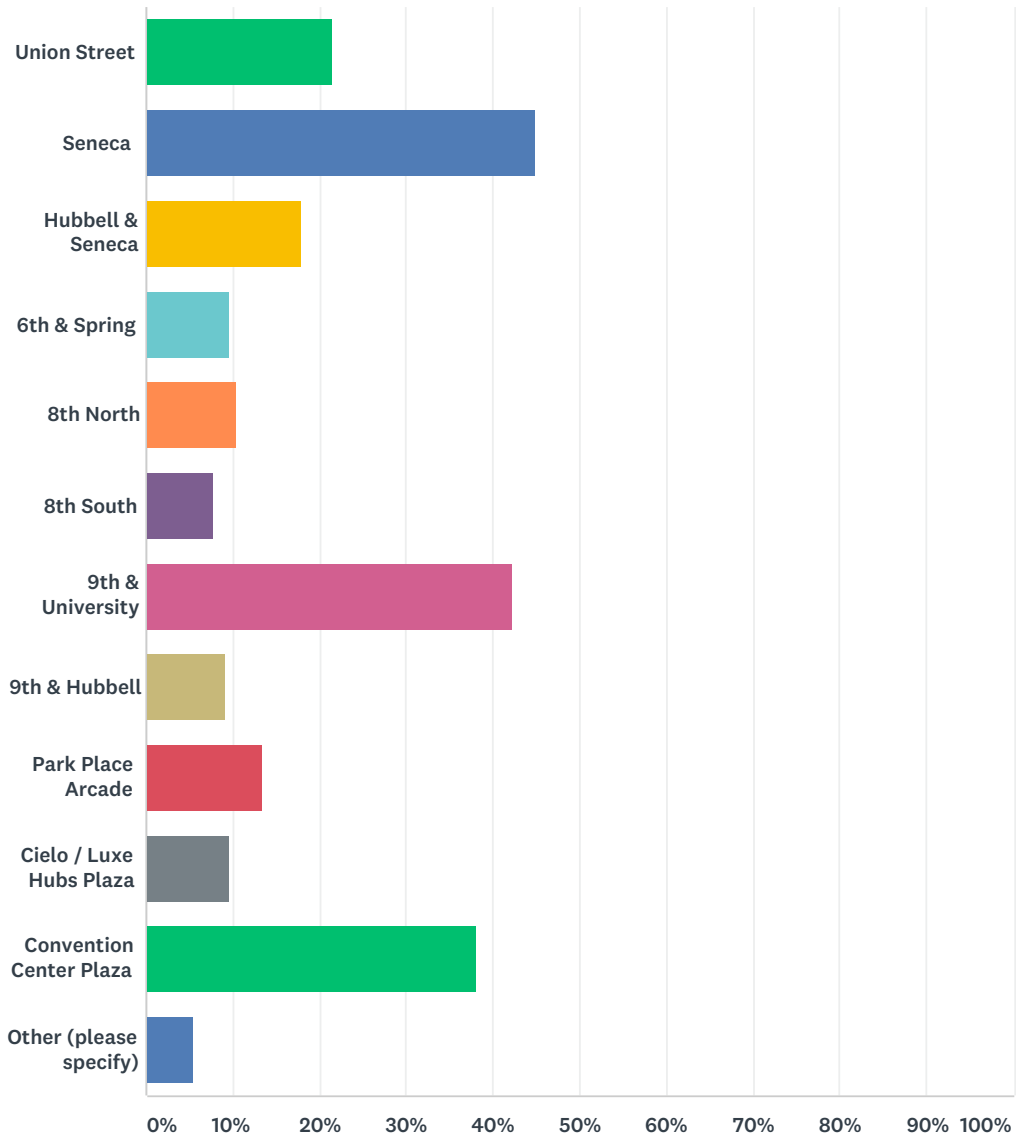


Freeway Park Improvement Project Survey

Q1 ENTRANCE Which park entrance(s) and exit(s) do you use most often? Check all that apply. See image below.

Answered: 218 Skipped: 0



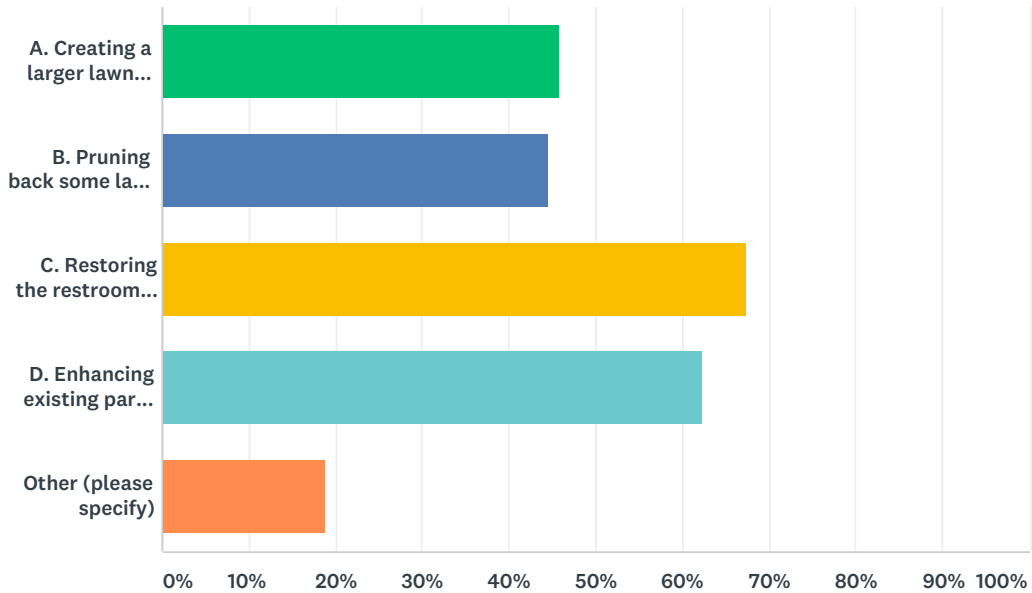
ANSWER CHOICES	RESPONSES	
Union Street	21.56%	47
Seneca	44.95%	98
Hubbell & Seneca	17.89%	39
6th & Spring	9.63%	21
8th North	10.55%	23
8th South	7.80%	17
9th & University	42.20%	92

Freeway Park Improvement Project Survey

9th & Hubbell	9.17%	20
Park Place Arcade	13.30%	29
Cielo / Luxe Hubs Plaza	9.63%	21
Convention Center Plaza	38.07%	83
Other (please specify)	5.50%	12
Total Respondents: 218		

Q2 UPPER LAWNS What changes to the Upper Lawns would you support? Check all that apply. See image below.

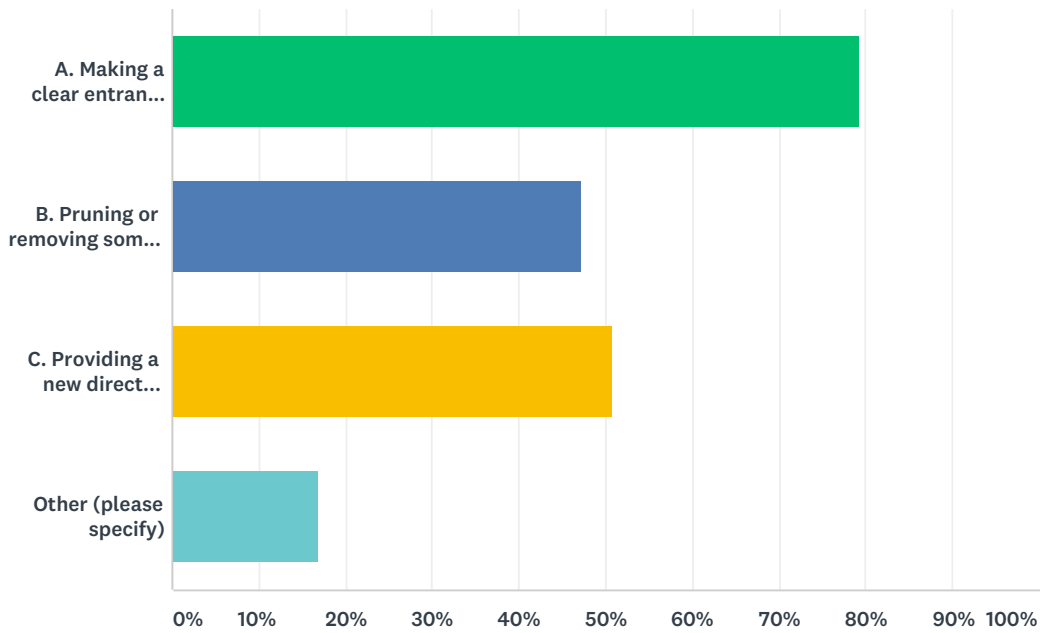
Answered: 218 Skipped: 0



ANSWER CHOICES	RESPONSES	
A. Creating a larger lawn area to support neighborhood activities and recreation .	45.87%	100
B. Pruning back some large trees and shrubs to open up views .	44.50%	97
C. Restoring the restroom building and adding space for a park concierge and storage.	67.43%	147
D. Enhancing existing park features to create a sunny kid-friendly area at the north end.	62.39%	136
Other (please specify)	18.81%	41
Total Respondents: 218		

Q3 PIGOTT CORRIDOR What changes to Pigott Corridor would you support? Check all that apply. See image below.

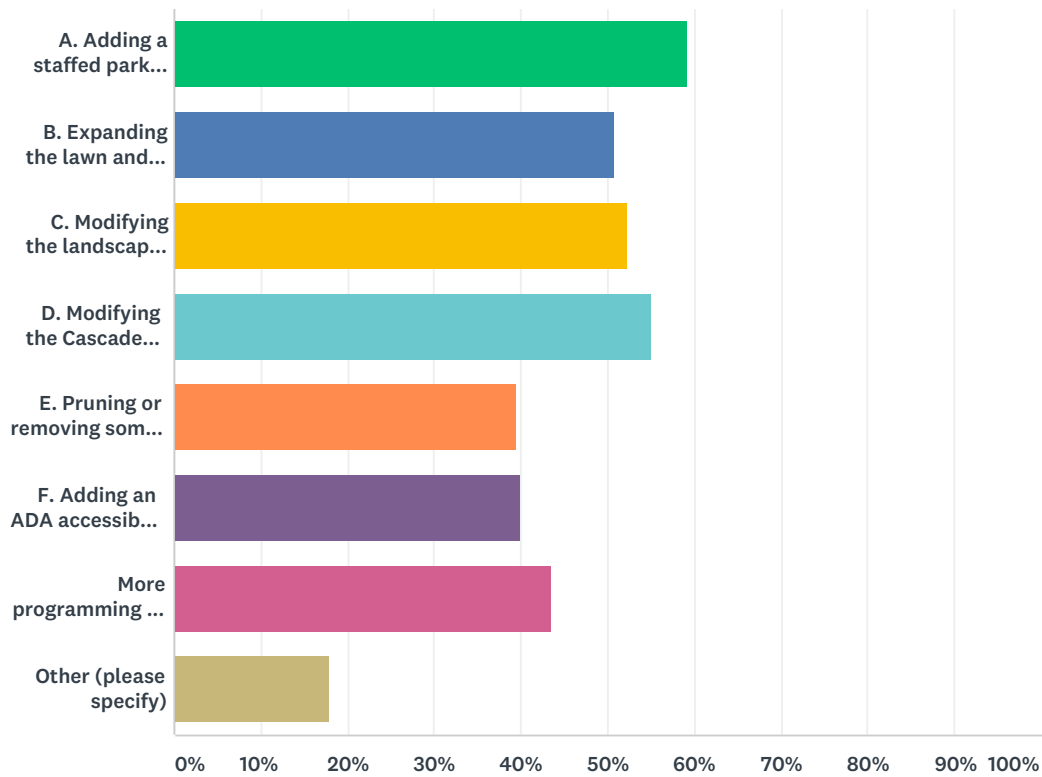
Answered: 218 Skipped: 0



ANSWER CHOICES	RESPONSES	
A. Making a clear entrance at University Street, with new signage and improved visibility and lighting.	79.36%	173
B. Pruning or removing some large trees to open up views of the park and Puget Sound.	47.25%	103
C. Providing a new direct connection to the Upper Lawns.	50.92%	111
Other (please specify)	16.97%	37
Total Respondents: 218		

Q4 SENECA PLAZA What changes to Seneca Plaza would you support? Check all that apply. See image below.

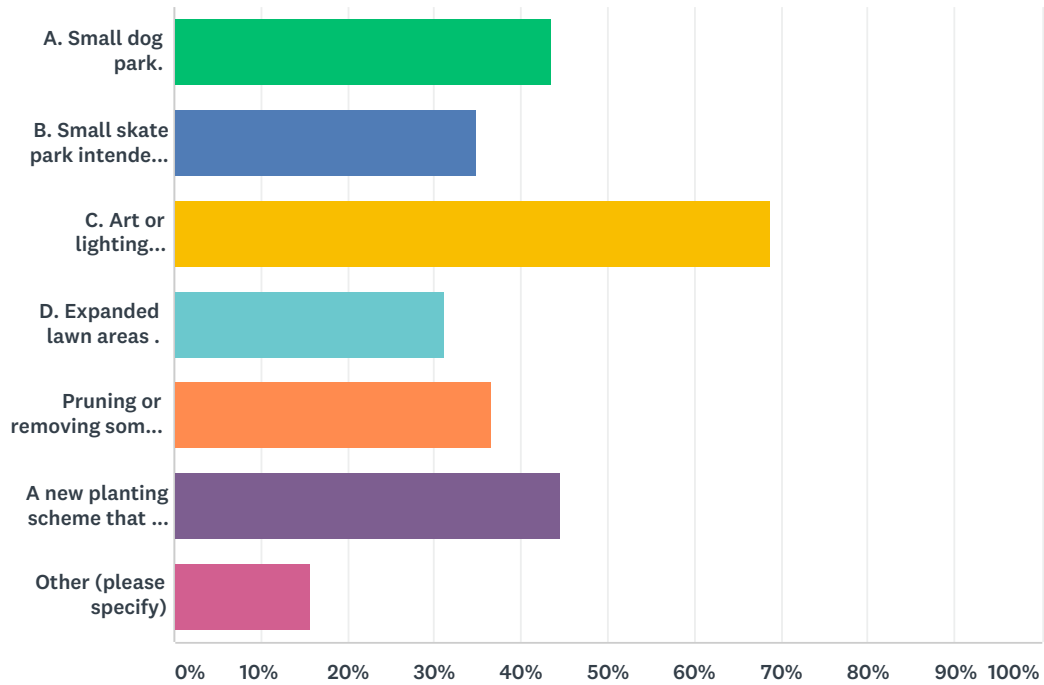
Answered: 218 Skipped: 0



ANSWER CHOICES	RESPONSES	
A. Adding a staffed park building with park concierge, restrooms and storage.	59.17%	129
B. Expanding the lawn and modifying a few walls by the north stair, to create a more open area overlooking the plaza.	50.92%	111
C. Modifying the landscape to integrate the Cascade Fountain into the space and make part of it ADA accessible.	52.29%	114
D. Modifying the Cascade Fountain itself to make it safe and inviting to play in.	55.05%	120
E. Pruning or removing some large trees and shrubs to open up views and allow more sunlight into the plaza.	39.45%	86
F. Adding an ADA accessible route into the Canyon Fountain.	39.91%	87
More programming and events	43.58%	95
Other (please specify)	17.89%	39
Total Respondents: 218		

Q5 BOX GARDENS What changes to the Box Gardens would you support? Check all that apply. See image below.

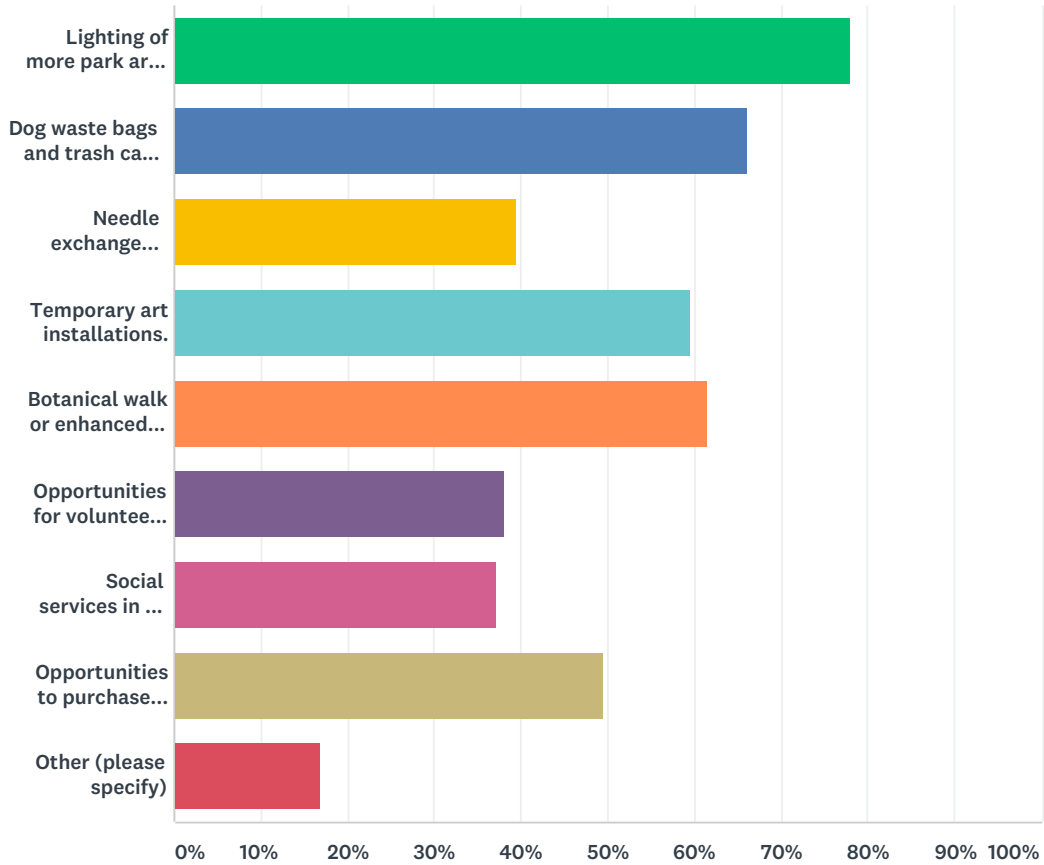
Answered: 218 Skipped: 0



ANSWER CHOICES	RESPONSES	
A. Small dog park.	43.58%	95
B. Small skate park intended for local community and kids organizations.	34.86%	76
C. Art or lighting installations, throughout the Box Gardens.	68.81%	150
D. Expanded lawn areas .	31.19%	68
Pruning or removing some large trees and shrubs to open up views .	36.70%	80
A new planting scheme that is unique to this area of the park.	44.50%	97
Other (please specify)	15.60%	34
Total Respondents: 218		

Q6 OTHER IDEAS What other ideas for Freeway Park do you support?

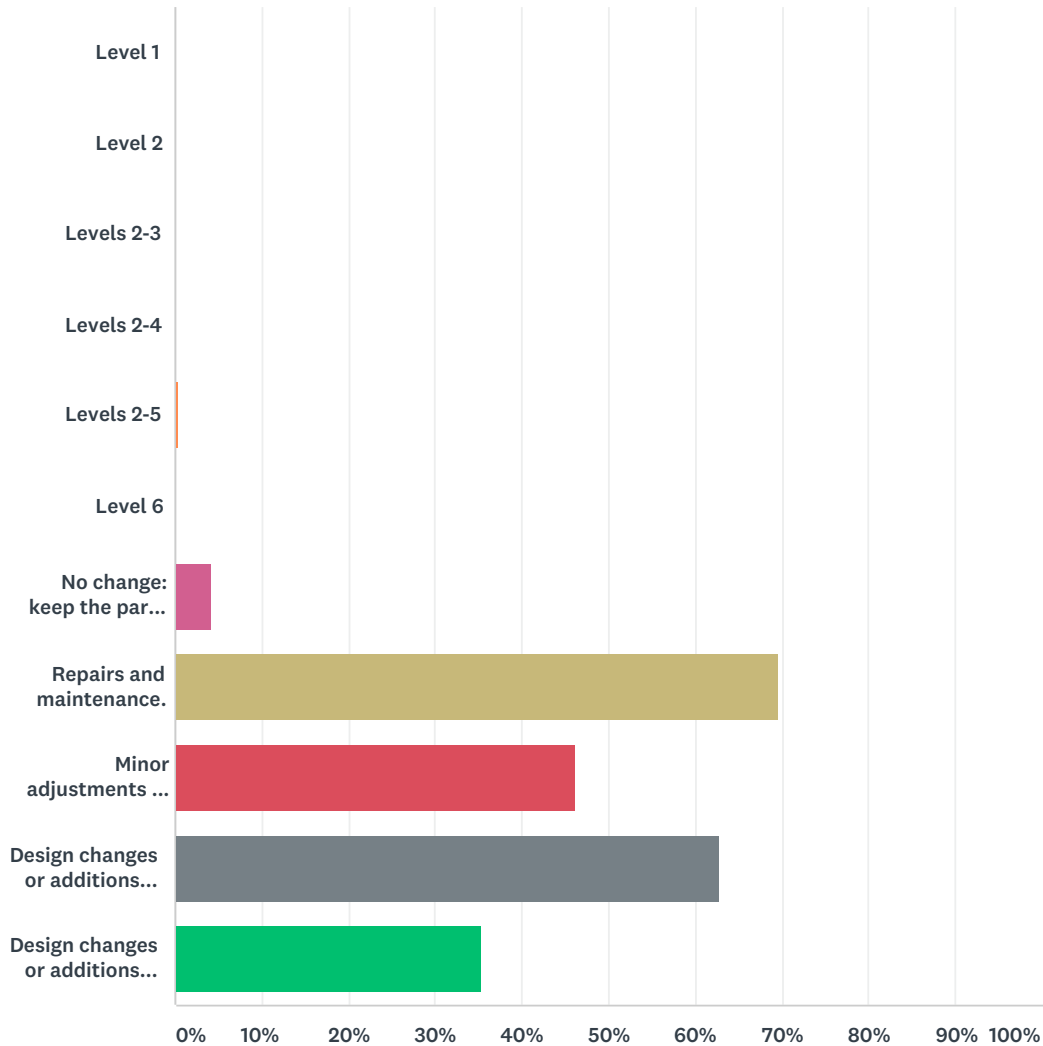
Answered: 218 Skipped: 0



ANSWER CHOICES	RESPONSES	
Lighting of more park areas and features.	77.98%	170
Dog waste bags and trash cans at each entrance.	66.06%	144
Needle exchange locations.	39.45%	86
Temporary art installations.	59.63%	130
Botanical walk or enhanced garden areas.	61.47%	134
Opportunities for volunteer work.	38.07%	83
Social services in the park.	37.16%	81
Opportunities to purchase food or drinks.	49.54%	108
Other (please specify)	16.97%	37
Total Respondents: 218		

Q7 CHANGE What changes are needed to help Freeway Park meet contemporary needs and challenges? Check all that apply.

Answered: 218 Skipped: 0



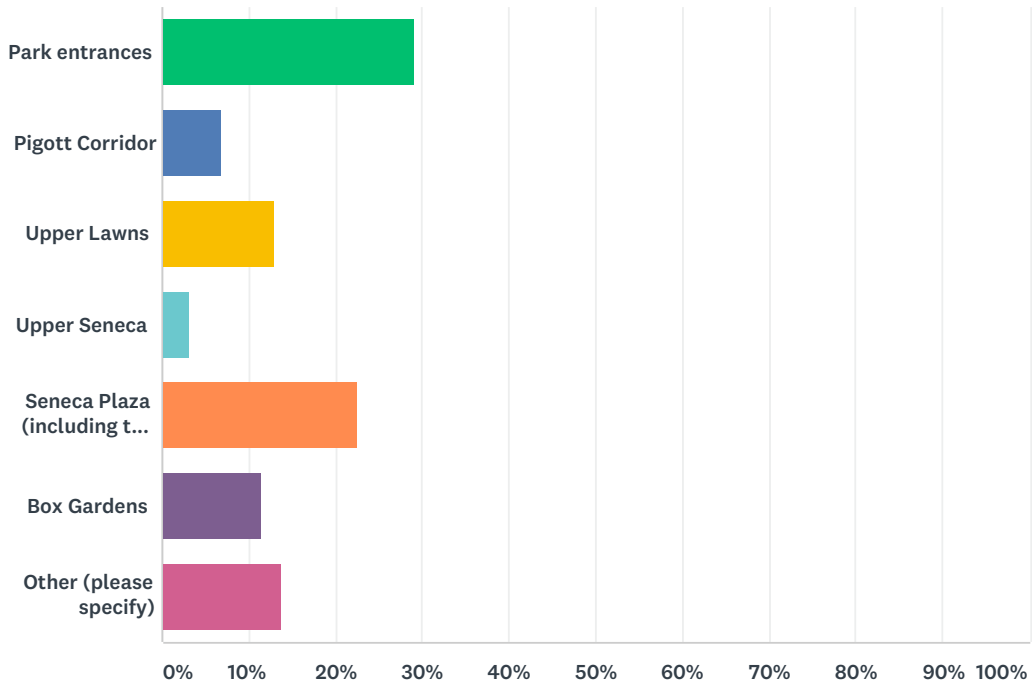
ANSWER CHOICES	RESPONSES	
Level 1	0.00%	0
Level 2	0.00%	0
Levels 2-3	0.00%	0
Levels 2-4	0.00%	0
Levels 2-5	0.46%	1
Level 6	0.00%	0
No change: keep the park as-is.	4.13%	9
Repairs and maintenance.	69.72%	152
Minor adjustments to improve the existing character and use of the park.	46.33%	101

Freeway Park Improvement Project Survey

Design changes or additions in areas of the park that are not well used.	62.84%	137
Design changes or additions in primary park areas.	35.32%	77
Total Respondents: 218		

Q8 PRIORITIES Where do you think park improvements would be most valuable? Check one.

Answered: 217 Skipped: 1



ANSWER CHOICES	RESPONSES	
Park entrances	29.03%	63
Pigott Corridor	6.91%	15
Upper Lawns	12.90%	28
Upper Seneca	3.23%	7
Seneca Plaza (including the Canyon)	22.58%	49
Box Gardens	11.52%	25
Other (please specify)	13.82%	30
TOTAL		217

Q9 Additional comments

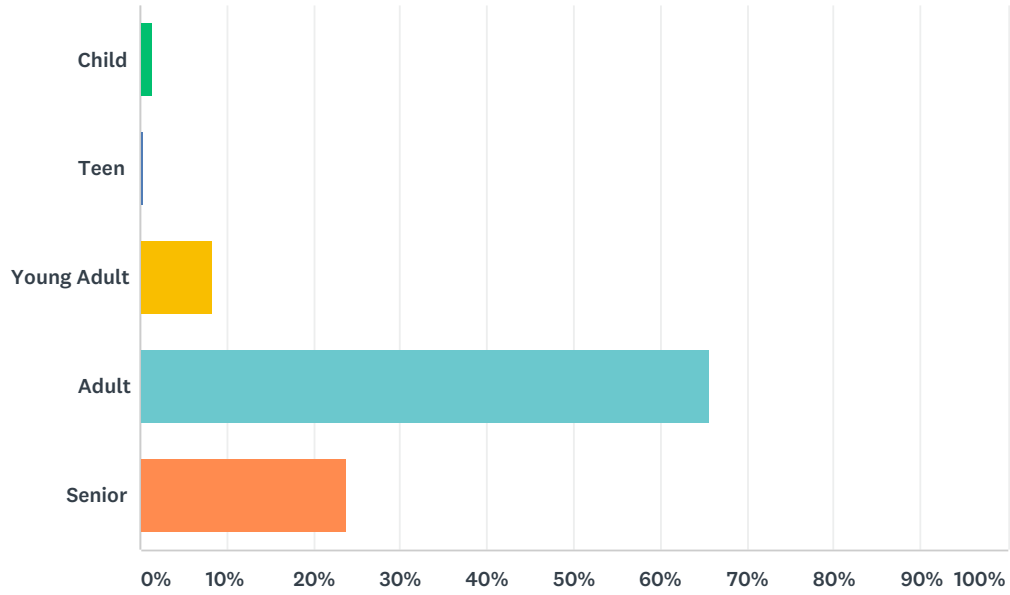
Answered: 81 Skipped: 137

Q10 Zipcode (Optional)

Answered: 167 Skipped: 51

Q11 Age group (Optional)

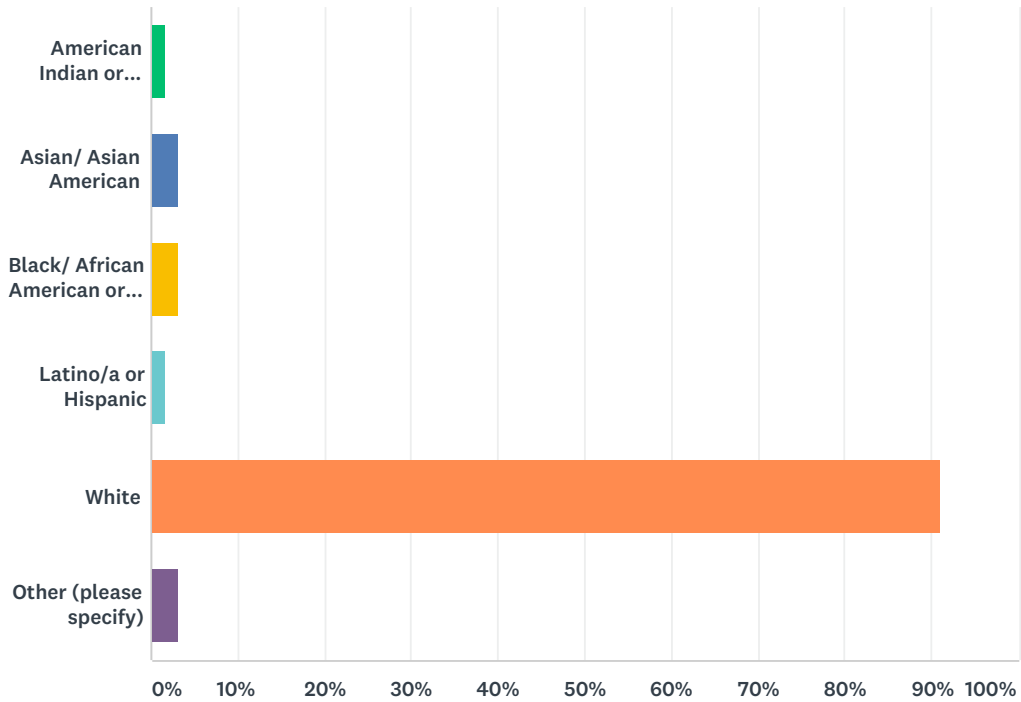
Answered: 213 Skipped: 5



ANSWER CHOICES	RESPONSES	
Child	1.41%	3
Teen	0.47%	1
Young Adult	8.45%	18
Adult	65.73%	140
Senior	23.94%	51
TOTAL		213

Q12 How do you prefer to describe yourself? (Optional. Check all that apply.)

Answered: 190 Skipped: 28



ANSWER CHOICES	RESPONSES	
American Indian or Alaska Native	1.58%	3
Asian/ Asian American	3.16%	6
Black/ African American or African	3.16%	6
Latino/a or Hispanic	1.58%	3
White	91.05%	173
Other (please specify)	3.16%	6
Total Respondents: 190		