

2 Alternatives

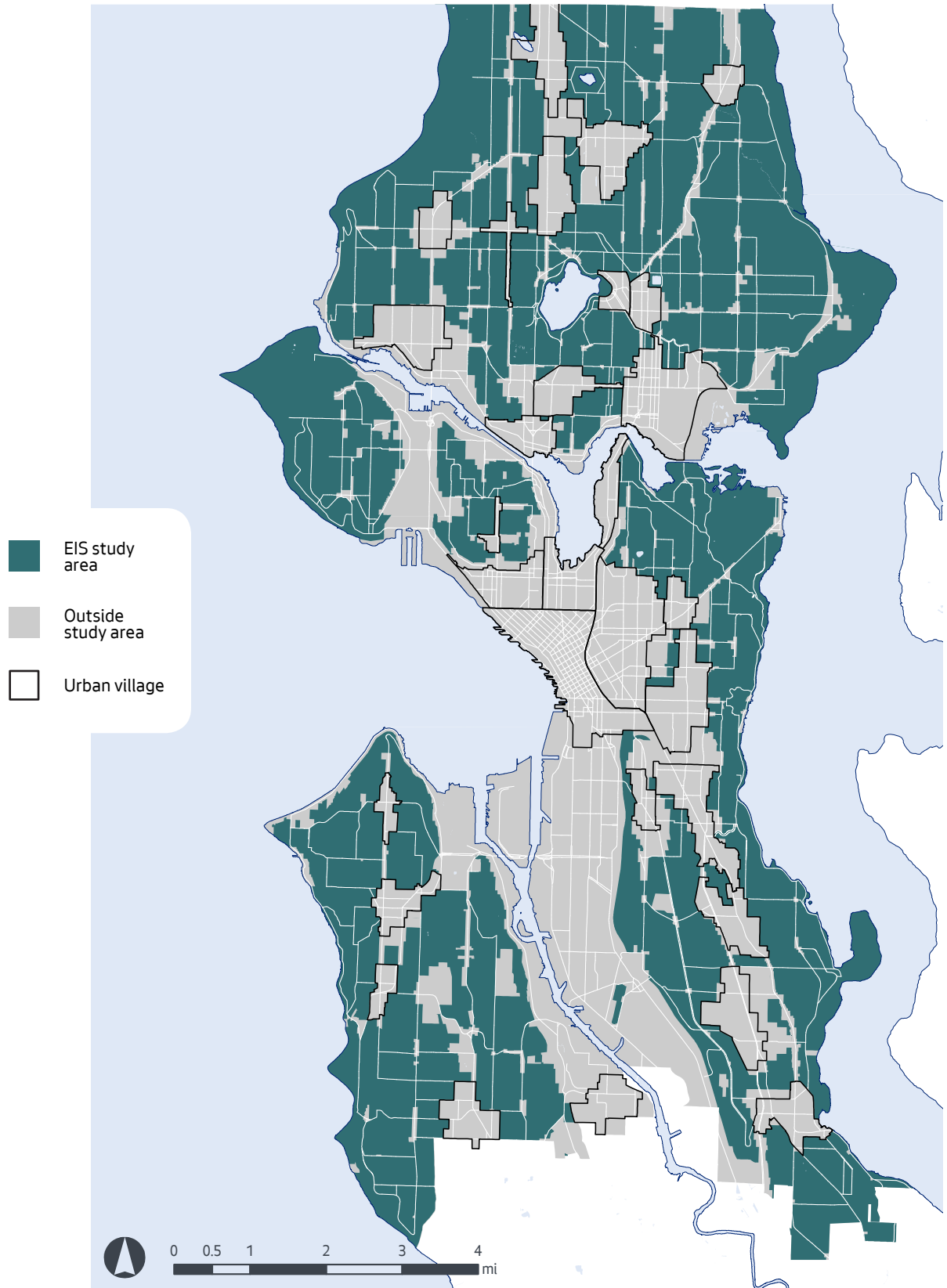
The City of Seattle (City) proposes to change regulations in the Land Use Code to remove barriers to the creation of ADUs in single-family zones. The objectives of the proposal evaluated in this EIS are to:

- Remove regulatory barriers to make it easier for property owners to permit and build AADUs and DADUs
- Increase the number and variety of housing choices in single-family zones

2.1 Study Area

The study area for this EIS includes land zoned single-family outside existing urban villages and urban village expansion areas studied in the Mandatory Housing Affordability (MHA) EIS (Exhibit 2-1).

Exhibit 2-1 Map of the EIS Study Area



2.2 Development of Alternatives

In the scoping notice (Seattle City Council 2017), we initially proposed to study two alternatives: Alternative 1 (No Action) and one action alternative that considered changes to the Land Use Code. During the scoping comment period, we received several comments encouraging us to add a second action alternative. Some comments suggested this third alternative should consider a more aggressive scenario that allows duplexes, triplexes, and small apartments in the study area and considers smaller minimum lot sizes for subdivision in single-family zones. Others requested that we study an alternative whose intensity is between the two alternatives we initially proposed by excluding certain changes intended to spur ADU production, or that we study an alternative that further restricts ADU production compared to current policies. However, the objective of the proposal is to increase the production of ADUs in single-family zones. Changes that would allow lots in single-family zones to be subdivided for separate ownership of principal units, or that would allow traditional duplexes or triplexes, are outside the scope of this proposal. Similarly, changes to zoning designations for land in the study area, such as rezoning areas to the Residential Small Lot (RSL) zone, are outside the scope of this proposal.

While some policies suggested during scoping do not meet the project's objectives, based on scoping comments we ~~propose to~~ evaluated three alternatives in this the Draft EIS. Alternative 1 (No Action) assumes that the City makes no changes to the Land Use Code related to ADUs. Alternatives 2 and 3 both assume implementation of Land Use Code changes that would increase the number of ADUs produced in Seattle's single-family zones. Both action alternatives address regulations and policies frequently cited as barriers to creation of ADUs. Alternatives 2 and 3 differ in the scale and focus of the proposed changes. Alternative 2 represents ~~the broadest~~ a broad range of changes to the Land Use Code intended to remove regulatory barriers, similar to the draft proposal analyzed in May 2016 prior to the Hearing Examiner's decision. Alternative 3 considers more modest adjustments to the Land Use Code that emphasize maintaining the scale of existing development in single-family zones.

Based on findings in the Draft EIS and comments received during the Draft EIS comment period, we developed a Preferred Alternative that combines elements of Alternatives 2 and 3. Like the action alternatives analyzed in the Draft EIS, the Preferred Alternative would implement Land Use Code changes to address regulatory barriers to make it easier for property owners to permit and build ADUs.

PROPOSED ALTERNATIVES

This EIS analyzes three alternatives. Under Alternative 1 (No Action), no changes would be made to the existing ADU regulations. Alternatives 2 and 3 and the Preferred Alternative consider several Land Use Code changes to meet the objectives of the proposal. Exhibit 2-2 outlines the current regulations under Alternative 1 (No Action) and the proposed changes under Alternatives 2 and 3 each action alternative. We then describe the individual regulations and how they would apply under each alternative.

Exhibit 2-2 Existing and Proposed Land Use Code Regulations for ADUs

	Alternative 1 (No Action)	Alternative 2	Alternative 3	<u>Preferred Alternative</u>
Number of ADUs allowed on lots in single-family zones	Lots in single-family zones can have one AADU or one DADU, but not both.	Lots in single-family zones can have an AADU and a DADU.	Lots in single-family zones can have an AADU and a DADU or two AADUs.	<u>Lots in single-family zones can have an AADU and a DADU or two AADUs. A second ADU can be added if a lot has been in the same ownership for at least one year.</u>
Off-street parking requirements	One off-street parking space is required for an AADU or a DADU unless the lot is in an urban village.	No off-street parking required.	No off-street parking required for lots with one ADU. One off-street parking space is required for lots adding a second ADU.	<u>No off-street parking required.</u>
Owner-occupancy requirements	An owner must occupy either the main house or the AADU/DADU for six months of the year.	No requirement for an owner to occupy the house, AADU, or DADU.	No change from Alternative 1 (No Action).	<u>No requirement for an owner to occupy the house, AADU, or DADU.</u> <u>A minimum of one year of continuous ownership is required to establish a second ADU on a lot that already has an ADU.</u>
Minimum lot size for a DADU	4,000 square feet	3,200 square feet	<u>3,200 square feet</u>	<u>3,200 square feet</u>
Minimum lot size to create a new single-family lot	<u>No change from current regulations.</u> SF 5000 5,000 sq. ft. SF 7200 7,200 sq. ft. SF 9600 9,600 sq. ft.			

	Alternative 1 (No Action)	Alternative 2	Alternative 3	Preferred Alternative
Maximum gross floor area	<p>AADU 1,000 square feet, including garage and storage areas.</p> <p>DADU 800 square feet, including garage and storage areas.</p>	<p>AADU 1,000 square feet, excluding garage and storage areas.</p> <p>DADU 1,000 square feet, excluding garage and storage areas.</p> <p>An AADU or a DADU may exceed 1,000 square feet if the portion of the structure in which the ADU is located existed on December 31, 2017, and if the entire ADU is located on one level.</p>	<p>AADU 1,000 square feet, including garage and storage areas.</p> <p>DADU 1,000 square feet, including garage and storage areas.</p> <p>An AADU may exceed 1,000 square feet if the portion of the structure in which the AADU is located existed on December 31, 2017, and if the entire AADU is located on one level.</p>	<p><u>AADU 1,000 square feet, excluding garage and storage areas.</u></p> <p><u>DADU 1,000 square feet, excluding garage and storage areas.</u></p> <p><u>An AADU may exceed 1,000 square feet if the portion of the structure in which the AADU is located existed on December 31, 2017, and if the entire AADU is located on one level.</u></p>
Maximum height	No change from existing height limits, which vary by lot width and range from 15 to 23 feet.	<p>Height limits are 1 to 3 feet higher than existing limits, depending on lot width.</p> <p>Allow 1 to 2 additional feet for a DADU that meets green roof standards.</p>	Height limits are 1 to 3 feet higher than existing limits, depending on lot width.	<p><u>Height limits are 1 to 3 feet higher than existing limits, depending on lot width.</u></p> <p><u>Allow 1 to 2 additional feet for a DADU that incorporates green building strategies.</u></p>
Lot coverage	<p>No change from current regulations.</p> <p>Lots greater than 5,000 square feet 35 percent of lot area.</p> <p>Lots less than 5,000 square feet 15 percent of lot area plus 1,000 square feet.</p>			
Rear yard coverage	40 percent of a rear yard can be covered by a DADU and other accessory structures (like a garage). This limit applies in addition to the overall lot coverage limit.	60 percent of a rear yard can be covered by a DADU and other accessory structures, if the <u>total height of the DADU is 15 feet or less in height</u> . Rear yard coverage for structures other than a DADU cannot exceed 40 percent.		<u>60 percent for a DADU whose total height is no more than 15 feet, subject to limitations on tree removal. Rear yard coverage for structures other than a DADU cannot exceed 40 percent.</u>
Roof features	No exceptions for roof features on accessory structures are allowed.	Height limit exceptions are allowed for projections like dormers that add interior space, subject to the provisions applicable to single-family houses.		

	Alternative 1 (No Action)	Alternative 2	Alternative 3	Preferred Alternative
Location of DADU entry	DADU entrances cannot face the nearest side or rear lot line unless that lot line abuts an alley or other public right-of-way.	DADU entrances can be on any façade if they are 10 feet from the lot line and if located on the façades facing the nearest side or rear lot line (unless abutting right-of-way).		
Maximum household size	Any number of related people, or up to eight unrelated people, can live on lots in single-family zones including in an AADU or a DADU.	Any number of related people, or up to eight unrelated people, can live on lots in single-family zones with an AADU or a DADU. If the lot has an AADU and a DADU, the limit is 12.	No change from Alternative 1 (No Action).	<u>Any number of related people, or up to eight unrelated people, can live on lots in single-family zones with an AADU or a DADU. If the lot has an AADU and a DADU, the limit is 12.</u>
MHA requirements Incentives for affordable housing¹	Mandatory Housing Affordability (MHA) does not <u>No incentives for affordable housing</u> apply to creation of ADUs on lots in single-family zones.	No change from Alternative 1 (No Action).	MHA requirements <u>Incentives for affordable housing</u> apply when a property owner applies for a permit to construct a second ADU on a lot that already has one ADU. For development of a second ADU, the MHA requirements for zones with an (M) suffix would apply, as outlined in Section 23.58C of the Land Use Code. For purposes of analysis, <u>this equates to we consider an affordability contribution equal to the Mandatory Housing Affordability (MHA) requirements for zones with an (M) suffix in medium areas, as outlined in Section 23.58C of the Land Use Code. This equates to an affordability contribution of \$13 per square foot of gross floor area in the second ADU.</u>	<u>No incentives for affordable housing apply to the creation of a second ADU. Independent from the Land Use Code changes evaluated in this EIS, the City is considering programmatic actions or investments to make ADUs available to homeowners and renters with lower incomes.</u>

	Alternative 1 (No Action)	Alternative 2	Alternative 3	Preferred Alternative
Predevelopment Reduced development costs²	No change.	Reduces predevelopment costs by 10 percent. This could result from reducing permitting costs by streamlining project review, reducing permitting and design costs by providing pre-approved plans, or other actions.	No change from Alternative 1 (No Action).	
Reduced predevelopment and construction costs resulting from various possible City actions.				
Maximum floor area ratio (FAR) limit	No FAR limit for single-family zones. The maximum size for the main house is effectively set by the yard requirements, height limit, and lot coverage limit. ADUs are subject to the maximum size limits described above.	No change from Alternative 1 (No Action).	New construction FAR limits apply to development in single-family zones. New houses (i.e., principal structures) are subject to a FAR limit of 0.5 or 2,500 square feet, whichever is greater. Below-grade floor area and floor area in DADUs is exempt. ADU size limits apply. Existing houses Existing lots in single-family zones exceeding the FAR or 2,500-square-foot limits can convert existing space to an AADU and add a DADU subject to the size limit above.	New construction FAR limits apply to development in single-family zones. New houses (i.e., principal structures) are subject to an FAR limit of 0.5 or 2,500 square feet, whichever is greater. <u>Below-grade floor area and floor area in an ADU is exempt.</u> Existing houses <u>Existing lots in single-family zones exceeding the FAR or 2,500-square-foot limits can convert existing space to an AADU and add a DADU subject to the size limit above.</u>

1 See page 2-16 for information about why we have modified the terminology.

2 See page 2-19 for information about why we apply these cost assumptions across all alternatives.

EXISTING AND PROPOSED ADU REGULATIONS

Number of ADUs on Lots in Single-Family Zones

Alternative 1 (No Action). Under current regulations, lots in single-family zones can have one AADU or one DADU, but not both.

Alternative 2. The proposed code changes would allow lots in single-family zones to have both an AADU and a DADU. On its own, this change maintains the maximum building envelope currently allowed in single-family zones and modifies only the number of units allowed within that envelope. The maximum lot coverage limit would continue to regulate the footprint of structures on these lots, and other development standards would apply as described further below.

Alternative 3. The proposed code changes would allow lots in single-family zones to have both an AADU and a DADU or two AADUs. Like Alternative 2, this does not change the building envelope allowed currently on lots in single-family zones.

Preferred Alternative. Like Alternative 3, the proposed code changes would allow lots in single-family zones to have both an AADU and a DADU or two AADUs. A second ADU is allowed only on a lot that has been in continuous ownership of at least one property owner for a minimum of one year.

Off-Street Parking Requirements

Alternative 1 (No Action). Current regulations require property owners to provide an off-street parking space when establishing an accessory dwelling unit. This requirement can be waived only if the topography of or location of existing structures on the lot make providing the parking space infeasible. This requirement is in addition to the off-street parking space required for main houses on lots in single-family zones.

Alternative 2. The proposed Land Use Code changes under Alternative 2 would remove the off-street parking requirement for lots with one or two ADUs. This would not alter the existing provision that prohibits removal of an existing required parking space for the main house unless replaced elsewhere on the lot.

Alternative 3. Under Alternative 3, the proposed changes would remove the parking requirement for lots with one ADU but require parking when

a second ADU is established on the same lot, in addition to the parking space required for the main house.

Preferred Alternative. Like Alternative 2, the Preferred Alternative would remove the off-street parking requirement for lots with ADUs. This would not alter the existing provision that prohibits removal of an existing required parking space for the main house unless replaced elsewhere on the lot.

Owner-Occupancy Requirement

Alternative 1 (No Action). Current regulations require that a property owner occupy either the main house or the ADU for six months of the year.

Alternative 2. Alternative 2 would remove the owner-occupancy requirement. Property owners would not be required to occupy the main house, AADU, or DADU. This would allow property owners who no longer want or are able to live on their property to move and rent their house, AADU, and DADU. It would also allow property owners who currently rent out their house to create an AADU and/or a DADU on their lot.

Alternative 3. Under Alternative 3, the current requirement that a property owner occupy either the main house or ADU for six months of the year would remain.

Preferred Alternative. Like Alternative 2, the Preferred Alternative would remove the owner-occupancy requirement. A second ADU would be allowed only if the lot has been in continuous ownership for a minimum of one year.

Minimum Lot Size for a DADU

Alternative 1 (No Action). Under current regulations, DADUs can be constructed only on lots 4,000 square feet and larger. Converting an existing accessory structure into a DADU is allowed on lots smaller than 4,000 square feet.

Alternatives 2, Alternative and 3, and the Preferred Alternative. The proposed code changes under ~~Alternatives 2 and 3~~ all action alternatives would reduce the minimum lot size for a DADU to 3,200 square feet. Approximately 7,300 lots in single-family zones that currently do not have but otherwise meet the criteria for a DADU would become eligible for one due to this change.

Minimum Lot Size to Create a New Single-Family Lot

All Alternatives. Single-family zoning requires a minimum size to create a new lot. The minimum varies in each of Seattle’s three single-family zones as shown in Exhibit 2-3:

Exhibit 2-3
 Minimum Area for
 New Lots in Single-
 Family Zones

Zone	Abbreviated	Minimum lot size
Residential, Single-family 5,000	SF 5000	5,000 square feet
Residential, Single-family 7,200	SF 7200	7,200 square feet
Residential, Single-family 9,600	SF 9600	9,600 square feet

Existing regulations provide various exceptions that allow for lots smaller than indicated above in specific circumstances.

No change is proposed to this minimum lot size in any alternative. The proposed reduction described above in the minimum lot size for a DADU from 4,000 square feet to 3,200 square feet would affect only whether a lot in this size range can have a DADU. It would not alter the minimum size for subdividing land to create new lots.

Maximum Gross Floor Area

Alternative 1 (No Action). Under current regulations, AADUs are limited to 1,000 square feet, including garage and storage space. An AADU located entirely on one level can exceed the 1,000-square-foot limit if the structure in which it is located existed on June 1, 1999. DADUs are limited to 800 square feet, including garage and storage space.

Alternative 2. Under Alternative 2, the maximum size limit would increase to 1,000 square feet for DADUs, and garage and storage space would no longer count toward the allowance for AADUs or DADUs. An AADU or a DADU may exceed the 1,000-square-foot limit if the portion of the structure in which the ADU is located existed on December 31, 2017, and if the entire ADU is located on one level.

Alternative 3. Under Alternative 3, the maximum size limit would be 1,000 square feet for both AADUs and DADUs, but garage and storage space would continue to count toward the allowance. An AADU may exceed the 1,000-square-foot limit if the portion of the structure in which the AADU is located existed on December 31, 2017, and if the entire AADU is located on one level.

Preferred Alternative. Like Alternative 2, the maximum size limit for both AADUs and DADUs under the Preferred Alternative would be 1,000 square feet, and garage and storage area would not count towards this limit. Like Alternative 3, the Preferred Alternative would allow an AADU to exceed the 1,000-square-foot limit if the portion of the structure in which the AADU is located existed on December 31, 2017, and if the entire AADU is located on one level.

Maximum Height

Alternative 1 (No Action). Currently, the maximum height of a DADU depends on the width of the lot and ranges from 12 to 23 feet (Exhibit 2-4).

	Lot width				
	Less than 30 feet	30 to 35 feet	36 to 40 feet	41 to 50 feet	Greater than 50 feet
Maximum height limit (feet)	12	14	15	16	16
Additional height for a pitched roof (feet)	3	7	7	6	7
Additional height for a shed or butterfly roof (feet)	3	4	4	4	4

Exhibit 2-4
Current Height
Limits for DADUs

Alternative 2. As shown in Exhibit 2-5, Alternative 2 would create three lot width categories to calculate the height limit for a DADU: less than 30 feet, between 30 and 50 feet, and greater than 50 feet in width. The proposed changes would add, at most, three feet to the current height limits. On the narrowest lots, a DADU with a pitched roof could be up to 17 feet tall. On the widest lots — those more than 50 feet wide — a DADU with a pitched roof could be up to 25 feet tall. No change is proposed to the maximum height limit for principal dwellings in single-family zones, which is 30 feet plus five additional feet for a pitched roof.

The proposed Land Use Code changes would also allow two additional feet in height for all lots and roof types if the proposed roof meets the green roof standards that currently apply for main houses in single-family zones, outlined in [Section 23.44.012.C.2](#). This additional height would be allowed to accommodate the structural requirements, roofing membranes, and soils required for a green roof.

Exhibit 2-5

Proposed Height Limits for DADUs under Alternatives 2, Alternative 3, and the Preferred Alternative

	Lot width		
	Less than 30 feet	30 to 50 feet	Greater than 50 feet
Maximum height limit (feet)	14	16	18
Additional height for a pitched roof (feet)	3	7	7
Additional height for a shed or butterfly roof (feet)	3	4	4

Under Alternative 2, up to two additional feet would be allowed for a DADU that meets green roof standards. Under the Preferred Alternative, up to two additional feet would be allowed for a DADU achieving various green building strategies.

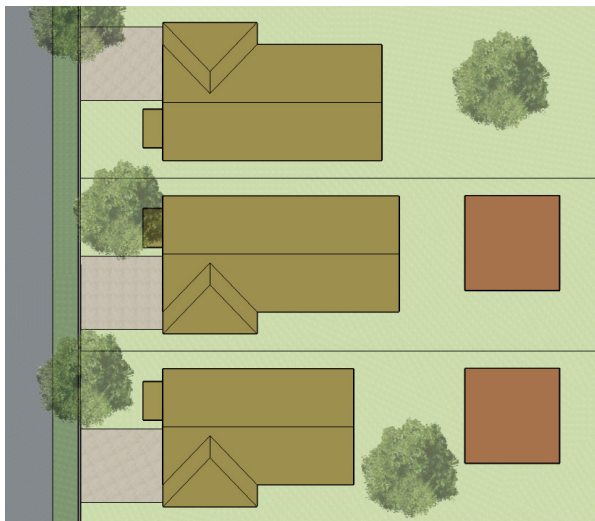
Alternative 3. Under Alternative 3, the proposed height limit changes would be the same as described for Alternative 2, but additional height for a green roof would not be included.

Preferred Alternative. Under the Preferred Alternative, the proposed height limit changes would be the same as described for Alternative 2, with additional height allowed for various green building strategies, including green roofs, solar photovoltaic arrays, and achievement of a green building standard as defined in Director’s Rule 20-2017, such as Passive House Institute. This additional height would be allowed to accommodate the design and structural requirements for features like a green roof, solar panels, or superior insulation.

Lot Coverage

All Alternatives. Current regulations for lot coverage limits would not change. As illustrated in Exhibit 2-6, this existing standard limits the amount of a lot that all structures can cover:

- Lots less than 5,000 square feet: 1,000 square feet plus 15 percent of lot area
- Lots larger than 5,000 square feet: 35 percent of lot area



Footprint of House	1,250 sq. ft.
Footprint of DADU	n/a
Total lot coverage	1,250 sq. ft. / 25%

Footprint of House	1,350 sq. ft.
Footprint of DADU	400 sq. ft.
Total lot coverage	1,750 sq. ft. / 35%

Footprint of House	1,000 sq. ft.
Footprint of DADU	500 sq. ft.
Total lot coverage	1,500 sq. ft. / 30%

Exhibit 2-6
Illustration of Lot
Coverage on a
5,000-Square-Foot Lot

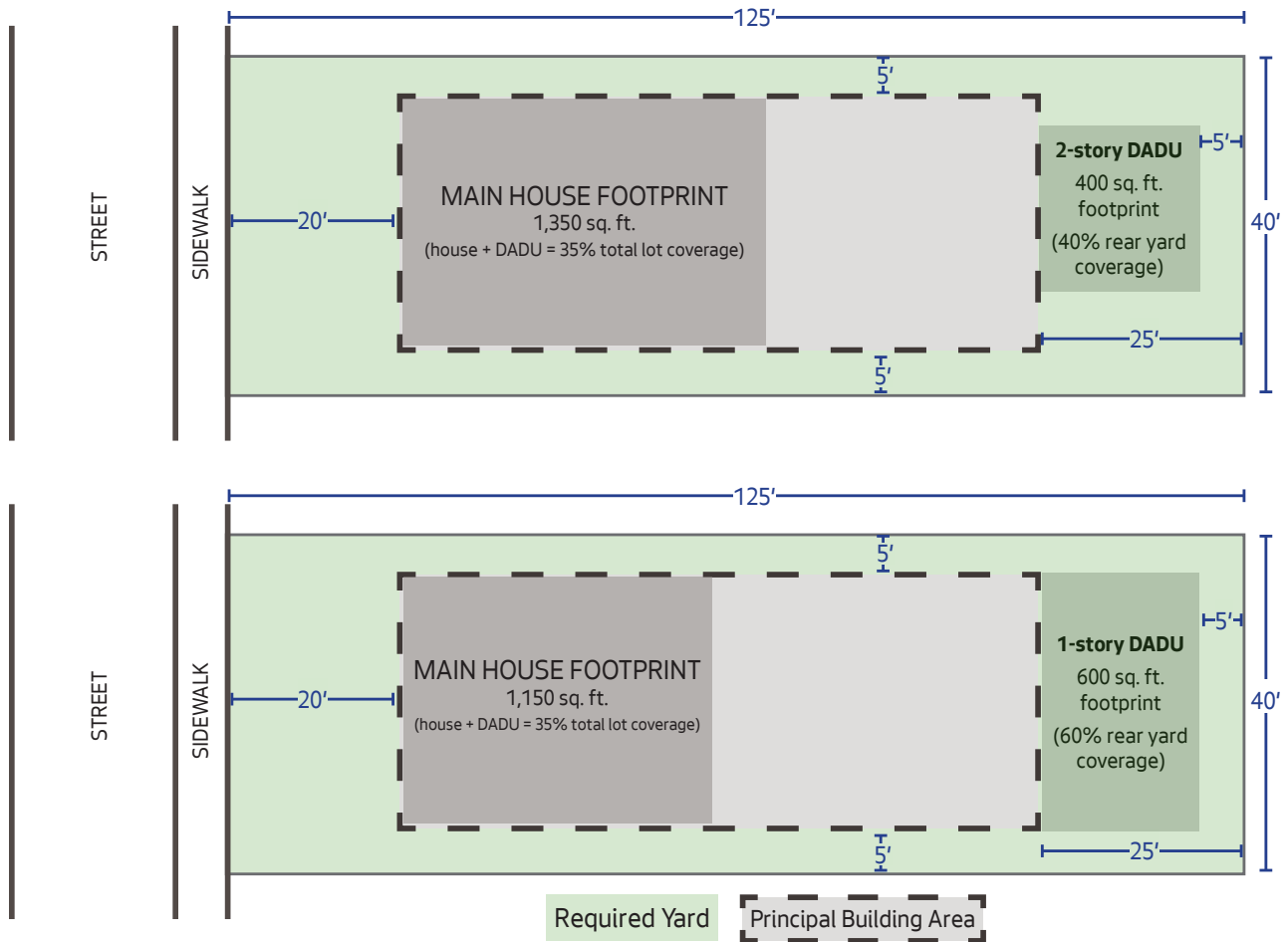
Rear Yard Coverage

Alternative 1 (No Action). Current regulations allow up to 40 percent of a rear yard to be covered by a DADU and other accessory structures (like a garage). The rear yard is the area between the side lot lines extending from the rear lot line a distance of 25 feet or 20 percent of the lot depth. When the rear yard abuts an alley, the rear yard is calculated from the alley centerline.

Alternatives 2 and 3. As illustrated in Exhibit 2-7, the proposed code changes would allow a DADU with a total height of up to 15 feet to cover ~~20 percent more~~ 60 percent of the rear yard, as long as rear yard coverage for all structures other than the DADU does not exceed 40 percent. This change would allow flexibility for the design of a DADU without stairs to accommodate occupants with limited mobility or disability. The rear yard coverage limit for DADUs taller than 15 feet would not change.

Preferred Alternative. The rear yard coverage limit would be the same as Alternatives 2 and 3, except that limits on tree removal would apply for development resulting in rear yard coverage above 40 percent.

Exhibit 2-7 Illustration of Required Yards and Rear Yard Coverage



Location of DADU Entry

Alternative 1 (No Action). Current regulations state that a DADU entrance cannot face the nearest side or rear lot line unless that lot line abuts an alley or other public right-of-way.

Alternatives 2, Alternative and 3, and the Preferred Alternative. The proposed code changes would allow an entrance on any façade provided that the entrance is no closer than 10 feet to side or rear lot line, unless that lot line abuts a public right-of-way.

Roof Features

Alternative 1 (No Action). Current regulations do not allow DADUs to have roof features like dormers, clerestories, and skylights that accommodate windows and add interior space (Exhibit 2-8).

Alternatives 2, Alternative and 3, and the Preferred Alternative. The proposed code changes would allow these roof features subject to the provisions applicable to single-family houses. None of these features can project above the ridge of a pitched roof. Similar provisions to what exist in the regulations for main houses in the standards for lots in single-family zones would limit the size and location of such roof features on DADUs. Features that project from a roof would be limited to 30 percent of the roof area, for example, and be subject to width and separation requirements.



Exhibit 2-8
Illustration of Roof
Features

Alternative 1

Dormers and other roof features prohibited

Alternatives 2, Alternative and 3, and the Preferred Alternative

Dormers and other roof features allowed on a DADU

Maximum Household Size

Alternative 1 (No Action). Current regulations allow any number of related people or up to eight unrelated people to live on a lot in a single-family zone, including occupants of an AADU or a DADU.

Alternative 2. Alternative 2 would allow any number of related people or up to eight unrelated people to live on a lot in a single-family zone, including those living in an AADU or a DADU. However, up to 12 unrelated people could live on a lot that has both an AADU and a DADU.

Alternative 3. Under Alternative 3, the current household size limit would remain in place.

Preferred Alternative. Like Alternative 2, the Preferred Alternative would allow any number of related people or up to eight unrelated people to live on a single-family, with up to 12 unrelated people allowed on a lot with two ADUs.

Mandatory Housing Affordability

MHA requires multifamily and commercial development to support affordable housing. The City has implemented or is in the process of implementing MHA in certain zones using three levels of affordable housing requirements identified by an (M), (M1), or (M2) suffix added to the zone name. These levels correspond to the scale of zoning changes and the corresponding affordability contribution required.

In the Draft EIS, Alternative 3 contemplates applying included what we described as MHA requirements for zones with an (M) suffix when a property owner establishes a second ADU on a lot in a single-family zone. As established in Sections 23.58B and 23.58C of the Land Use Code, MHA per se applies to all development, whether or not a property owner uses additional development capacity. Therefore, a more accurate description is that Alternative 3 considers an incentive that would allow an owner to construct a second ADU by making a contribution to affordable housing.

Mandatory Housing Affordability Requirements Incentives for Affordable Housing

Alternative 1 (No Action). MHA requirements do not No incentives for affordable housing apply to the creation of ADUs in single-family zones.

Alternative 2. Like Alternative 1 (No Action), MHA requirements incentives for affordable housing would not apply to the creation of ADUs in single-family zones.






Alternative 3. Under Alternative 3, MHA requirements incentives for affordable housing would apply. In exchange for contributing to affordable housing, when a property owner applies for a permit to could construct a second ADU on a lot that already has one ADU. In this case, the MHA requirements for zones with an (M) suffix would apply, as outlined in Section 23.58C of the Land Use Code. Section 23.58C also establishes that MHA requirements vary geographically according to whether a development project is in a low, medium, or high area. As shown in Exhibit 2-9, the study area includes land in the low and medium areas. For purposes of analysis, Alternative 3 contemplates an affordability contribution of \$13 per square foot of gross floor area in the second ADU, a requirement equivalent to a zone with an (M) suffix in a medium area, as outlined in Section 23.58C of the Land Use Code. While some locations in the study area are in low areas and therefore would have lower required affordability contributions, applying a per-square-foot

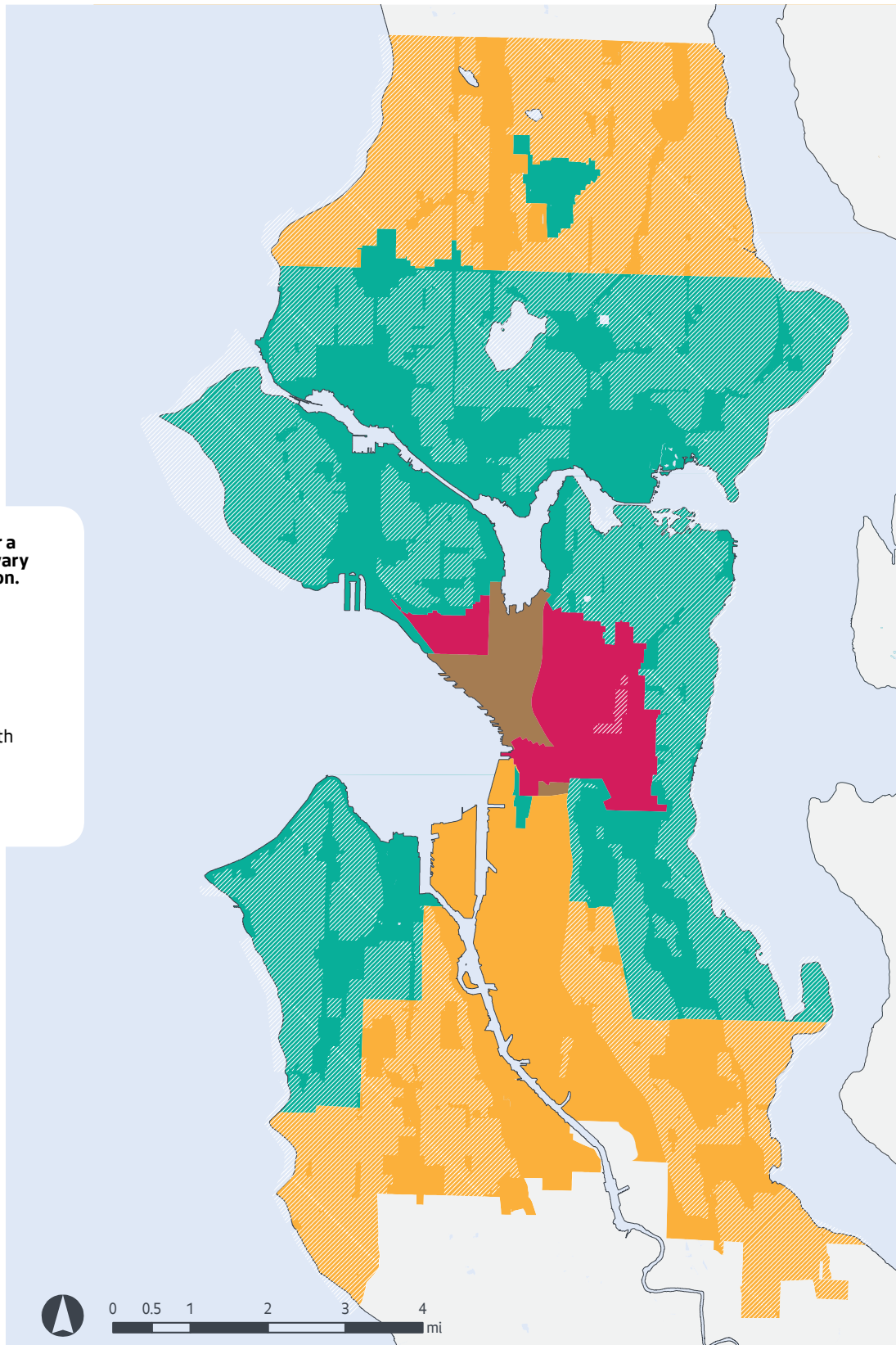
payment of \$13 provides adequate analysis of the MHA requirement for ADU development in the study area.

Preferred Alternative. Incentives for affordable housing would not apply to creation of ADUs. Independent of the proposed Land Use Code changes, the City is considering several programmatic actions and investments to make ADUs available to homeowners and renters with lower incomes. See Section 3.2 for more discussion of the City's programmatic work related to ADUs.

Exhibit 2-9 MHA Areas

MHA requirements for a development project vary according to its location.

-  Low areas
-  Medium areas
-  High areas
-  Downtown / South Lake Union
-  EIS study area



Predevelopment Reduced Development Costs

Alternative 1 (No Action). Under current regulations, the cost of obtaining permits, surveys, and utility hook ups would not change.

Alternative 2. Alternative 2 considers a scenario wherein the City provides incentives to reduce predevelopment costs by 10 percent. This could include reducing permitting costs by streamlining the review process and/or providing pre-approved plans that would reduce permitting time and costs and would save money on developing the design.

Alternative 3. Alternative 3 analyzes predevelopment costs similar to current conditions, as evaluated under Alternative 1 (No Action).

All Alternatives. Under all alternatives, we consider reduced predevelopment and construction costs resulting from various possible City actions and changing market conditions (i.e., ongoing private-sector innovation in design, construction, and ownership of ADUs, which could result in new, lower-cost models of ADU delivery in the future). Because cost is an input in the analysis of residual land value and future ADU production, we include these assumed cost reductions in the analysis to develop as accurate an estimate of future ADU production as possible. The purpose of the EIS is to identify likely impacts of the proposal itself using our best estimate of future conditions. Because efforts to reduce ADU costs are independent of the Land Use Code changes evaluated in this EIS, we factor them in all alternatives. The City anticipates these actions would proceed with or without the proposed Land Use Code changes.

Independent of the Land Use Code changes evaluated in this EIS, the City is currently pursuing pre-approved DADU plans that would reduce permitting time and cost for homeowners. Therefore, all alternatives assume a reduction in architecture and engineering fees and in City permit fees. The City is also exploring opportunities for cheaper designs, construction methods, or materials. To account for possible future reductions in construction cost, whether initiated by the City or other parties, all alternatives contemplate a reduction in hard costs for DADUs.

See Section 3.2 for more discussion of the City's programmatic work related to ADUs. For detail on the specific cost reductions contemplated in all alternatives, see Exhibit A-17 in Appendix A.

Floor Area Ratio

Floor area ratio (FAR) is the ratio of a building's total square footage (floor area) to the size of the piece of land on which it is constructed. For example, if a building is subject to an FAR limit of 0.5, then the total square footage of the constructed building must be no more than half the area of the parcel itself. In other words, if the lot is 5,000 square feet, then the square footage of the building cannot exceed 2,500 square feet. Exhibit 2-10 presents examples of FAR limits.

Maximum Floor Area Ratio Limit

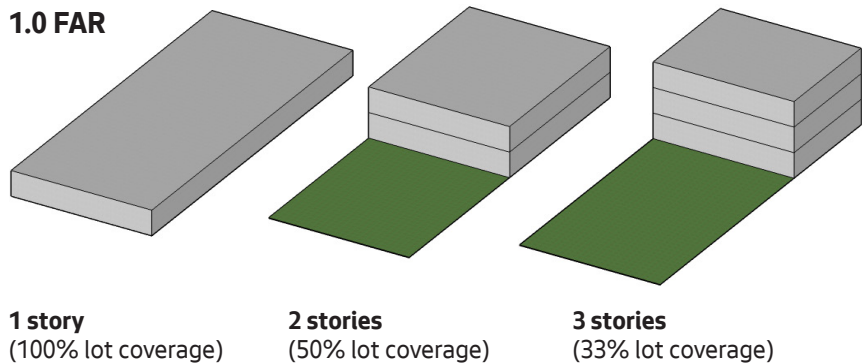
Alternative 1 (No Action). Under current regulations, no maximum floor area ratio (FAR) limit applies to development in single-family zones. The maximum size of a principal structure (i.e., the main house) is effectively set by the yard requirements, height limit, and lot coverage limit.

Alternative 2. Like Alternative 1 (No Action), no FAR limit would apply in Alternative 2.

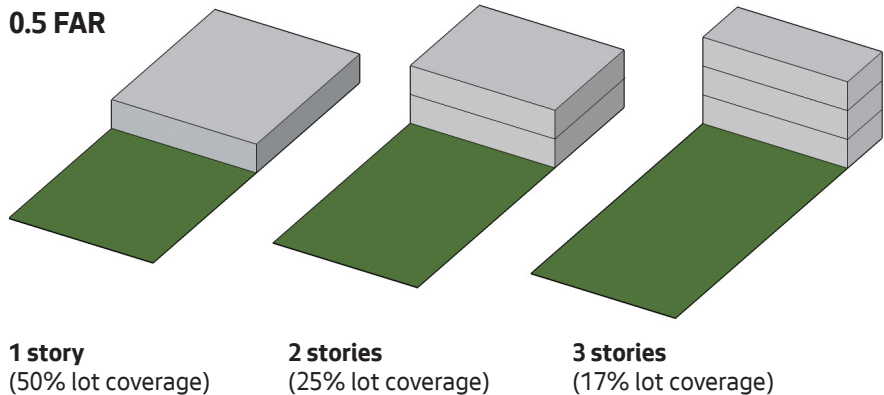
Alternative 3. The proposed code changes under Alternative 3 include a maximum FAR limit for development in single-family zones. Lots in single-family zones would be subject to a maximum floor area limit of 0.5 FAR or 2,500 square feet, whichever is greater. Below-grade floor area (e.g., basements) and floor area in a DADU would be exempt from the floor area calculations.

Exhibit 2-10 Illustrations of FAR Limits

1.0 FAR



0.5 FAR



On some lots, existing development exceeds these limits; see Exhibit Exhibit 4.3-48 and Exhibit 4.3-49 in Section 4.3. On a lot exceeding the floor area limit (0.5 FAR or 2,500 square feet), existing floor area could be converted into an AADU or a DADU, and a DADU could be constructed in a new accessory structure, subject to the previously described size limits for ADUs.

Preferred Alternative. Under the Preferred Alternative, a maximum FAR limit would govern the size and scale of development in single-family zones, similar to Alternative 3. Lots in single-family zones would be subject to a maximum floor area limit of 0.5 FAR or 2,500 square feet, whichever is greater. Floor area below grade or in an ADU (whether attached or detached) would be exempt from the floor area calculations.

« intentionally blank »