







# GAS WORKS PARK

2101 N. Northlake Way  
Seattle, WA 98103

-  Picnic Table
-  Picnic Shelter
-  Pedestrian Pathway
-  Restroom
-  Parking Lot
-  BBQ Grill

Burke-Gilman Trail

N. Northlake Way

(P)

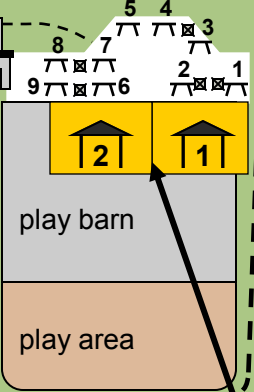
(P)



picnic meadow

concession stand

stone sculpture



5 4 3  
8 7 6 2 1  
9 8 7 6 2 1

play barn

play area

Harbor Patrol

east meadow

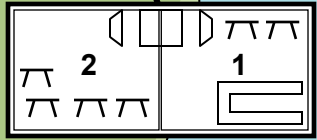


SEATTLE PARKS AND RECREATION

sundial

Kite Hill

gas works structure

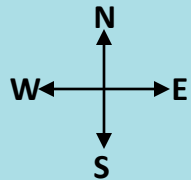


2 1

amphitheater lawn

amphitheater

Lake Union



# GAS WORKS PARK

2101 N. Northlake Way  
Seattle, WA 98103

## I-5 North/Southbound:

Take the NE 45<sup>th</sup> St exit. Turn left from I-5 Northbound or right from Southbound. Continue following NE 45<sup>th</sup> St to Stone Way Avenue N. Turn left on Stone Way Avenue N. After crossing N 34<sup>th</sup> St, follow the road to the left, which is N Northlake Avenue. Stay on N Northlake until you come to the park. The park is located on the right hand side of the street; the parking lot is on the right, or street parking on the left.

