

MADE CHECK'D REVD
 NATURE REVISIONS
 DATE MARK
 NO. DATE MARK
 23 12/23/10 CV4-NICKERSON ST

Apr-01-10 3:30pm P:\Project\TS4734A_2010_AAC...ARTERIAL_SPOT_REHABILITATION\04-Design\A-Pick...NICKERSON ST.dwg



PROJECT LOCATION MAP

SCALE: 1" = 400'

SHEET INDEX

NICKERSON ST

22	CV4	NICKERSON ST COVER SHEET
23	TS3	TYPICAL SECTIONS AND DETAILS
24-25	PV6-7	PAVING PLANS
26-32	CH4-10	CHANNELIZATION AND LOOP RESTORATION PLANS

100% SUBMITTAL

CALL 48 HOURS
 BEFORE YOU DIG
 1-800-424-5555

APPROVED FOR ADVERTISING
 LILITH RILEY-HALL
 DIRECTOR, CONTRACTING SERVICES DIVISION
 SEATTLE, WASHINGTON 20

BY: _____
 DIRECTOR, CONTRACTING SERVICES DIVISION

NAME OR INITIALS AND DATE DESIGNED CHECKED DRAWN CHECKED	INITIALS AND DATE REVIEWED: DES. CONST. SDOT PROJ. MGR. RECEIVED REVISED AS BUILT
ALL WORK SHALL BE DONE IN ACCORDANCE WITH THE CITY OF SEATTLE STANDARD PLANS AND SPECIFICATIONS AND OTHER DOCUMENTS CALLED FOR IN SECTION 0-02.3 OF THE PROJECT MANUAL.	

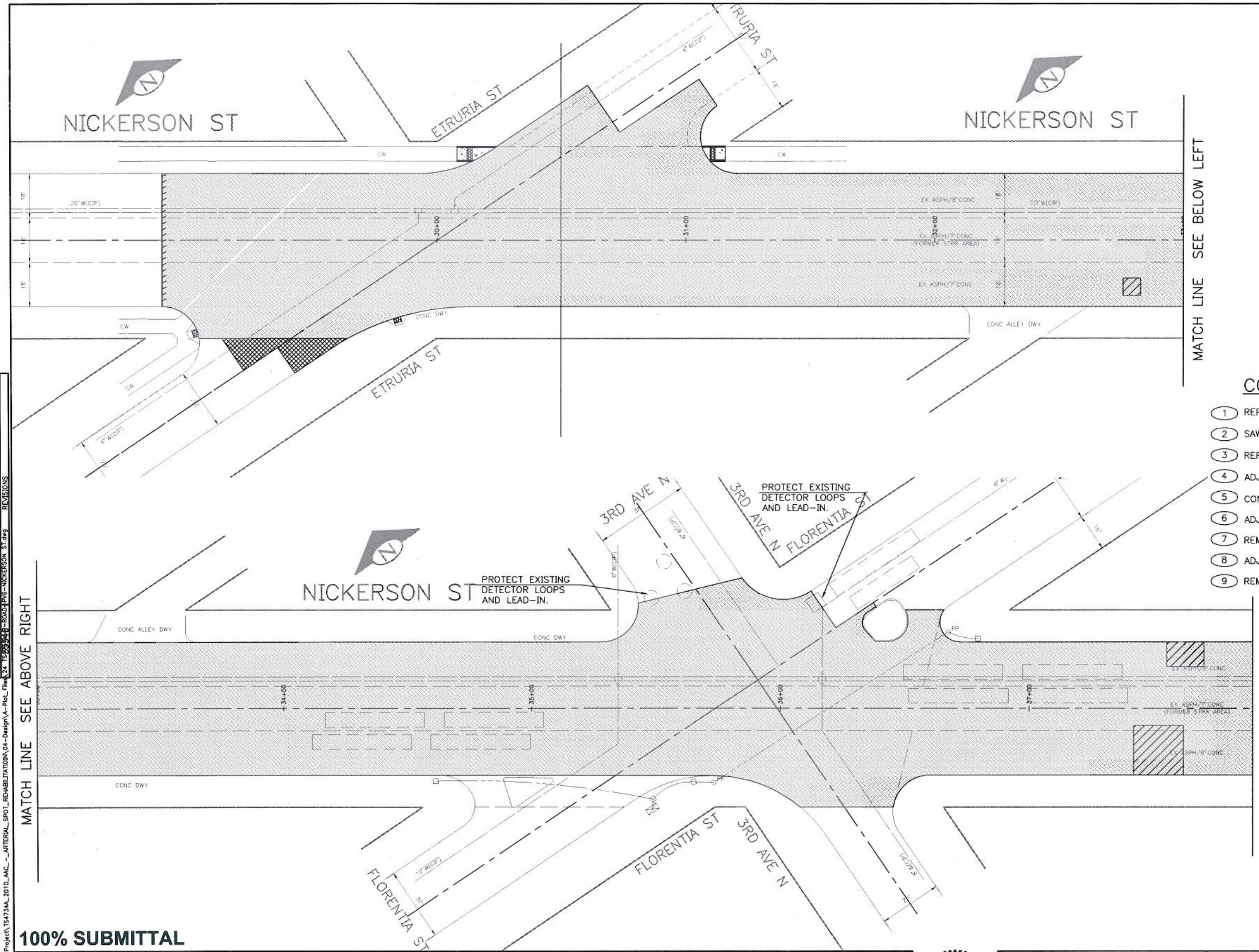








City of Seattle
Seattle Department of Transportation
 ORDINANCE NO. APPROVED.
 FUND:
 SCALE: H. 1"=20', V. 1"=10' INSPECTOR'S BOOK.

**2010 ARTERIAL ASPHALT
 AND CONCRETE -
 ARTERIAL SPOT REHAB.**

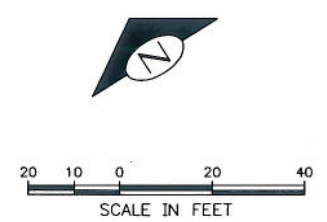
CV4
 NICKERSON ST
 COVER

PC	TS4734A
R/W	
CO	TS4734C
VAULT PLAN NO.	
774-689	
SHEET 22 OF 43	



- PAVING LEGEND:**
-  2" HMA CL 1/2" PG 70-22 (PLANE 2" BITUMINOUS PAVEMENT, SURFACE PREPARATION)
 -  2" HMA CL 1/2" PG 70-22 OVER 10" HMA CL 1" PG 70-22 OVER MNRL AGG, TYPE 2 6" COMPACTED DEPTH (REM EX PAV, COMMON EX) (NO PAYMENT FOR PLANING)
 -  12" CEM CONC PANEL, CL 6.5 (1 1/2") 24 HR. OVER MNRL AGG, TYPE 2, 6" COMPACTED DEPTH (REM EX PAV, COMMON EX)
 -  CEM CONC SIDEWALK (STD PLAN NO 420 AND NO 421) (REM EX CONC WALK, CURB RAMP, SOD OR ASPH)
 -  CEM CONC CURB AND GUTTER (PER STD PLAN #410 OR MATCH EXISTING)
 -  CONSTRUCT VERTICAL BUTT JOINT. SEE SECTION 5-04.3(10)B.

- CONSTRUCTION NOTES:**
- 1 REPLACE GRATE W/ VANED GRATE TYPE 164, SEE SECTION 7-20.3(7).
 - 2 SAW CEM CONC FULL DEPTH, SEE SECTION 2-02.3(6).
 - 3 REPLACE MONUMENT FRAME AND COVER, SEE SECTION 8-13.3(2).
 - 4 ADJUST MH, CB, VC CASTING SEE SECTION 7-20.3(1).
 - 5 CONSTRUCT ASPHALT THICKENED EDGE (SEE FIGURE 3-5 IN APPENDIX).
 - 6 ADJUST WATER METER BOX TO GRADE.
 - 7 REMOVE AND RESET SPEED BUMPS.
 - 8 ADJUST MONUMENT CASE AND COVER.
 - 9 REMOVE AND RESET SIGN.



MADE	CHANGED	REV'D
DATE	BY	REVISIONS

MATCH LINE SEE ABOVE RIGHT

MATCH LINE SEE BELOW LEFT


MATCH LINE SEE SHEET PV7

100% SUBMITTAL

PV6
NICKERSON ST
PAVING PLAN

APPROVED FOR ADVERTISING
LILITH RILEY-HALL
DIRECTOR, CONTRACTING SERVICES DIVISION
SEATTLE, WASHINGTON 20

NAME OR INITIALS AND DATE	INITIALS AND DATE
DESIGNED:	REVIEWED:
CHECKED:	DES. CONST.
	SDOT PROJ. MGR.
DRAWN:	RECEIVED:
CHECKED:	REVISED AS BUILT



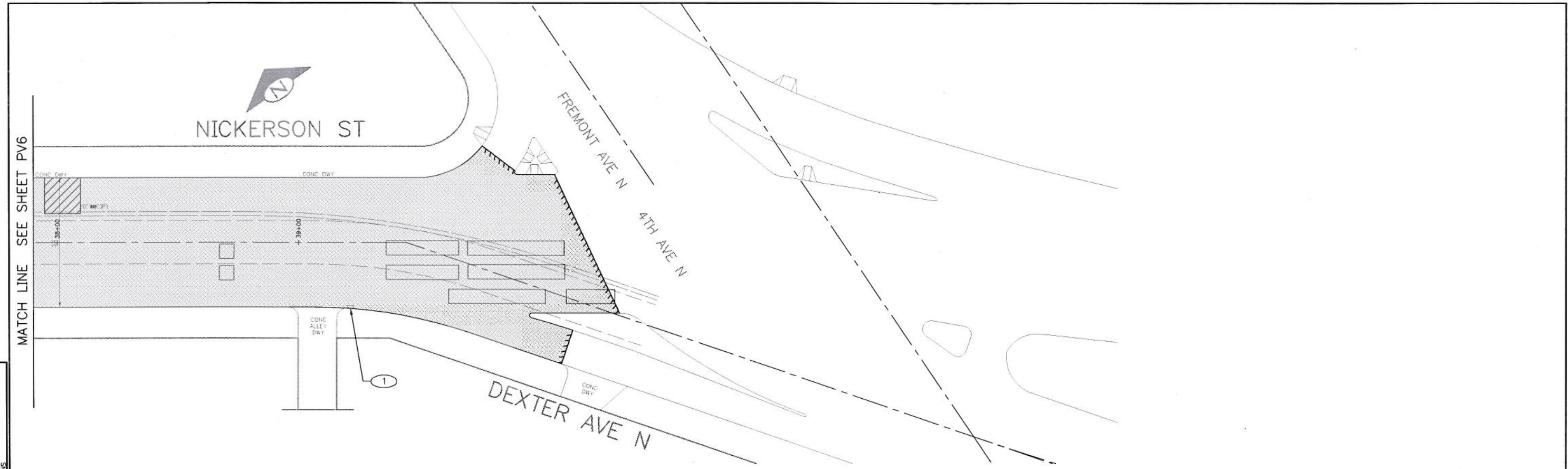
City of Seattle
Seattle Department of Transportation

ORDINANCE NO. APPROVED
FUND:
SCALE: H. 1"=20', V. 1"=10' INSPECTOR'S BOOK

2010 ARTERIAL ASPHALT AND CONCRETE - ARTERIAL SPOT REHAB.

PC	TS4734A
R/W	
CO	TS4734C
VAULT PLAN NO.	774-689
SHEET	24 OF 43

Apr-01-10 4:13pm P:\Project\154734A_2010_AAC_-_ARTERIAL_SPOT_REHABILITATION_04-Design\A-Pic_Plan\154734A-NICKERSON ST.dwg



CONSTRUCTION NOTES:

- ① REPLACE GRATE W/ VANED GRATE TYPE 164, SEE SECTION 7-20.3(7).
- ② SAW CEM CONC FULL DEPTH, SEE SECTION 2-02.3(6).
- ③ REPLACE MONUMENT FRAME AND COVER, SEE SECTION 8-13.3(2).
- ④ ADJUST MH, CB, VC CASTING SEE SECTION 7-20.3(1).
- ⑤ CONSTRUCT ASPHALT THICKENED EDGE (SEE FIGURE 3-5 IN APPENDIX).
- ⑥ ADJUST WATER METER BOX TO GRADE.
- ⑦ REMOVE AND RESET SPEED BUMPS.
- ⑧ ADJUST MONUMENT CASE AND COVER.
- ⑨ REMOVE AND RESET SIGN.

PAVING LEGEND:

- 2" HMA CL 1/2" (PLANE 2" BITUMINOUS PAVEMENT, SURFACE PREPARATION)
- 2" HMA CL 1/2" OVER 9" HMA CL 1", OVER MNRL AGG, TYPE 2 6" COMPACTED DEPTH (REM EX PAV, COMMON EX) (NO PAYMENT FOR PLANING)
- CONSTRUCT VERTICAL BUTT JOINT. SEE SECTION 5-04.3(10)B.



MULTIPLE SECTIONS NO. DATE MARK NATURE REVISIONS
 1 10/20/10 10:00 AM PV7-NICKERSON ST.dwg

100% SUBMITTAL


PV7
NICKERSON ST
PAVING PLAN

APPROVED FOR ADVERTISING
LILITH RILEY-HALL
DIRECTOR, CONTRACTING SERVICES DIVISION
SEATTLE, WASHINGTON 20

BY: _____
DIRECTOR, CONTRACTING SERVICES DIVISION

NAME OR INITIALS AND DATE		INITIALS AND DATE	
DESIGNED	DES.	CONST.	CONST.
CHECKED	SDOT	PROJ. MGR.	PROJ. MGR.
DRAWN	RECEIVED	RECEIVED	RECEIVED
CHECKED	REVISED AS BUILT	REVISED AS BUILT	REVISED AS BUILT

ALL WORK SHALL BE DONE IN ACCORDANCE WITH THE CITY OF SEATTLE STANDARD PLANS AND SPECIFICATIONS AND OTHER DOCUMENTS CALLED FOR IN SECTION 0-02.3 OF THE PROJECT MANUAL.



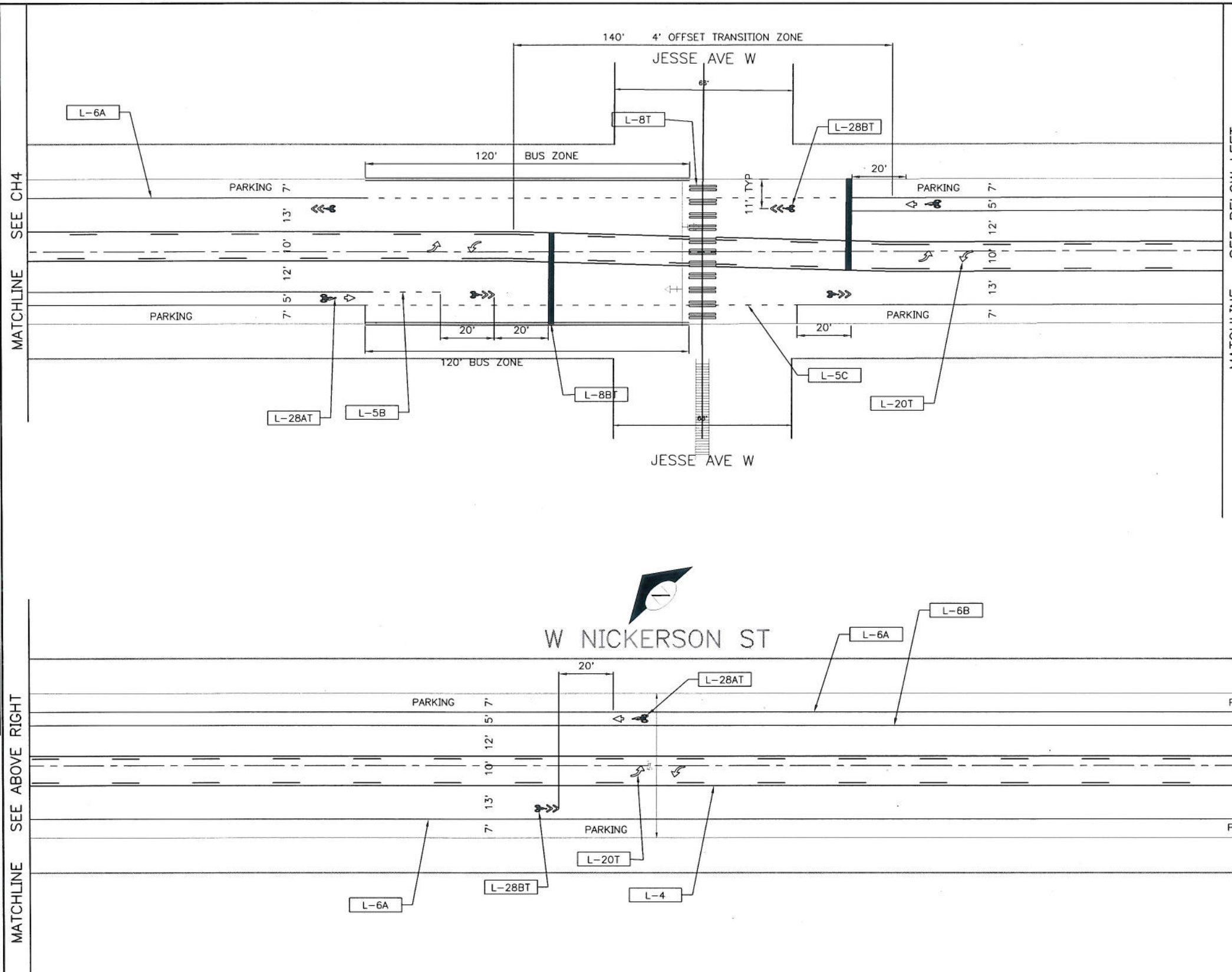
City of Seattle
Seattle Department of Transportation

ORDINANCE NO. APPROVED
FUND:
SCALE: H. 1"=20', V. 1"=10' INSPECTOR'S BOOK.

2010 ARTERIAL ASPHALT AND CONCRETE - ARTERIAL SPOT REHAB.

PC	TS4734A
R/W	
CO	TS4734C
VAULT PLAN NO. 774-689	
SHEET 25 OF 43	

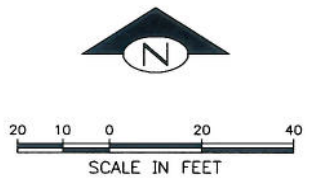
Apr-01-10 4:15pm P:\Project\TS4734A_2010_AAC_-_ARTERIAL_SPOT_REHABILITATION\04-Design\A-Pub\Final\Channelization\CH5-NICKERSON.dwg
 MADE CHANGED REV'D
 NATURE REVISIONS
 DATE MARK



CHANNELIZATION LEGEND

L-1	DOUBLE CENTER LINE
L-2	MEDIAN LINE
L-3	CENTERLINE
L-4	TWO-WAY LEFT TURN LINE
L-5A	DASHED 4' LANE LINE
L-5B	DASHED 6' BUS LANE LINE, 2' DASH W/ 4' SKIP
L-5C	DASHED 4' WHITE STRIPE, 2' DASH W/ 4' SKIP
L-5BT	THERMOPLASTIC DASHED 6' BUS LANE LINE,
L-5BT	THERMOPLASTIC DASHED 6' BUS LANE LINE, 2' DASH W/ 4' SKIP
L-6A	4' EDGE OF ROADWAY LINE 2' DASH W/ 4' SKIP
L-6B	6' BUS LANE LINE
L-8T	THERMOPLASTIC 8' CROSSWALK
L-8AT	THERMOPLASTIC 16' STOPLINE
L-8BT	THERMOPLASTIC 24' STOPLINE
L-20T	THERMOPLASTIC LEFT ARROW SYMBOL
L-21T	THERMOPLASTIC RIGHT ARROW SYMBOL
L-22T	THERMOPLASTIC THROUGH ARROW SYMBOL
L-23T	THERMOPLASTIC LEFT AND THROUGH ARROW SYMBOL
L-25T	THERMOPLASTIC 'ONLY'
L-28AT	BYCYCLIST SYMBOL WITH ARROW
L-28AT	THERMOPLASTIC BIKE LANE SYMBOL
L-28BT	THERMOPLASTIC SHARROW SYMBOL
L-30T	THERMOPLASTIC 'BUS'
L-36T	THERMOPLASTIC BIKE DETECTOR LOOP SYMBOL
(TYPE 1)	4' LANE MARKERS (WHITE OR YELLOW)
(TYPE 2A)	4' PRISMATIC REFLECTIVE MARKER

	INSTALL
	REMOVE
	REM EX AND REPL W/NEW
	STAMPED CONCRETE CROSSWALK



100% SUBMITTAL

CH5
 NICKERSON ST
 CHANNELIZATION PLAN

0 1/2 1
 IF THIS BAR DOES NOT MEASURE 1" THEN DRAWING IS NOT PLOTTED TO ORIGINAL SCALE.

APPROVED FOR ADVERTISING
 FRED PODESTA
 DEPARTMENT OF EXECUTIVE ADMINISTRATION
 SEATTLE, WASHINGTON 20
 BY: _____
 DIRECTOR, CONTRACTING SERVICES

NAME OR INITIALS AND DATE		INITIALS AND DATE	
DESIGNED	REVIEWED:
CHECKED	DES.
		SDOT
		CONST.
		PRGJ. MGR.
DRAWN	RECEIVED
CHECKED	REVISED AS BUILT

ALL WORK SHALL BE DONE IN ACCORDANCE WITH THE CITY OF SEATTLE STANDARD PLANS AND SPECIFICATIONS AND OTHER DOCUMENTS CALLED FOR IN SECTION 0-02.3 OF THE PROJECT MANUAL.



City of Seattle
Seattle Department of Transportation
 ORDINANCE NO. _____ APPROVED _____
 FUND: _____
 SCALE: H. 1"=20', V. 1"=10' INSPECTOR'S BOOK _____

2010 ARTERIAL ASPHALT AND CONCRETE - ARTERIAL SPOT REHAB.

PC	TS4734A
R/W	
CO	TS4734C
VAULT PLAN NO.	774-689
SHEET	27 OF 43

W NICKERSON ST

CHANNELIZATION LEGEND

L-1	DOUBLE CENTER LINE
L-2	MEDIAN LINE
L-3	CENTERLINE
L-4	TWO-WAY LEFT TURN LINE
L-5A	DASHED 4" LANE LINE
L-5B	DASHED 6" BUS LANE LINE, 2' DASH W/ 4' SKIP
L-5C	DASHED 4" WHITE STRIPE, 2' DASH W/ 4' SKIP
L-5BT	THERMOPLASTIC DASHED 6" BUS LANE LINE,
L-5BT	THERMOPLASTIC DASHED 6" BUS LANE LINE, 2' DASH W/ 4' SKIP
L-6A	4" EDGE OF ROADWAY LINE 2' DASH W/ 4' SKIP
L-6B	6" BUS LANE LINE
L-8T	THERMOPLASTIC 8" CROSSWALK
L-8AT	THERMOPLASTIC 16" STOPLINE
L-8BT	THERMOPLASTIC 24" STOPLINE
L-20T	THERMOPLASTIC LEFT ARROW SYMBOL
L-21T	THERMOPLASTIC RIGHT ARROW SYMBOL
L-22T	THERMOPLASTIC THROUGH ARROW SYMBOL
L-23T	THERMOPLASTIC LEFT AND THROUGH ARROW SYMBOL
L-25T	THERMOPLASTIC "ONLY"
L-28AT	BYCYCLIST SYMBOL WITH ARROW
L-28AT	THERMOPLASTIC BIKE LANE SYMBOL
L-28BT	THERMOPLASTIC SHARROW SYMBOL
L-30T	THERMOPLASTIC "BUS"
L-36T	THERMOPLASTIC BIKE DETECTOR LOOP SYMBOL
(TYPE 1)	4" LANE MARKERS (WHITE OR YELLOW)
(TYPE 2A)	4" PRISMATIC REFLECTIVE MARKER

	INSTALL
	REMOVE
	REM EX AND REPL W/NEW
	STAMPED CONCRETE CROSSWALK

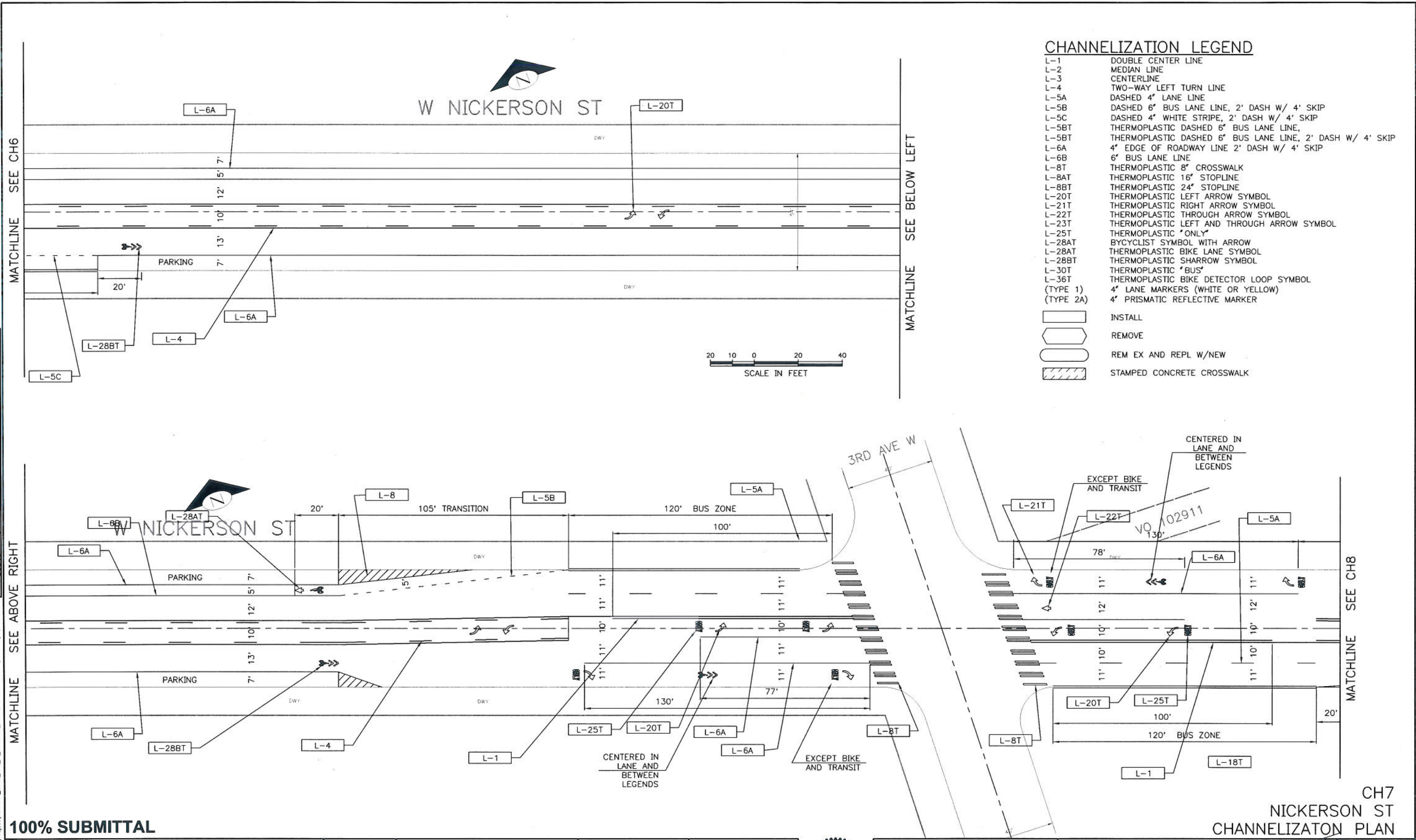


MATCHLINE SEE CH6

MATCHLINE SEE BELOW LEFT

MATCHLINE SEE ABOVE RIGHT

MATCHLINE SEE CH8



100% SUBMITTAL

**CH7
NICKERSON ST
CHANNELIZATION PLAN**

0 1/2 1
IF THIS BAR DOES NOT MEASURE 1" THEN DRAWING IS NOT PLOTTED TO ORIGINAL SCALE.

APPROVED FOR ADVERTISING
FRED PODESTA
DEPARTMENT OF EXECUTIVE ADMINISTRATION
SEATTLE, WASHINGTON 20

NAME OR INITIALS AND DATE	INITIALS AND DATE
DESIGNED	REVIEWED
CHECKED	DES. CONST.
	SDOT PROJ. MGR.
DRAWN	RECEIVED
CHECKED	REVISED AS BUILT
ALL WORK SHALL BE DONE IN ACCORDANCE WITH THE CITY OF SEATTLE STANDARD PLANS AND SPECIFICATIONS AND OTHER DOCUMENTS CALLED FOR IN SECTION 0-02.3 OF THE PROJECT MANUAL.	







City of Seattle
Seattle Department of Transportation

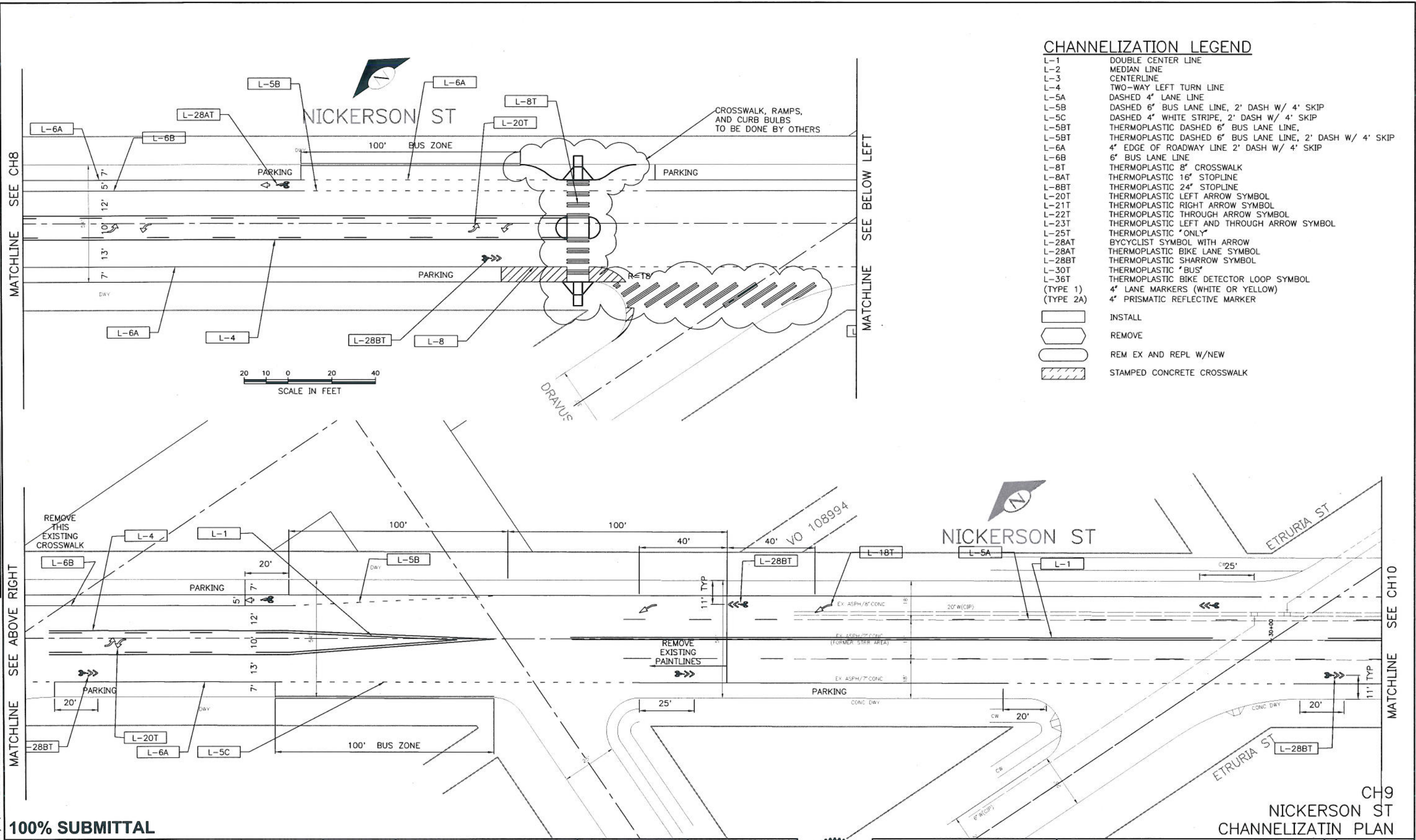
ORDINANCE NO. _____ APPROVED _____
FUND: _____
SCALE: H. 1"=20', V. 1"=10' INSPECTOR'S BOOK _____

2010 ARTERIAL ASPHALT AND CONCRETE - ARTERIAL SPOT REHAB.

JOB NO.	PC	TS4734A
R/W		
CO		TS4734C
VAULT PLAN NO. 774-689		
SHEET 29 OF 43		

CHANNELIZATION LEGEND

- L-1 DOUBLE CENTER LINE
 - L-2 MEDIAN LINE
 - L-3 CENTERLINE
 - L-4 TWO-WAY LEFT TURN LINE
 - L-5A DASHED 4' LANE LINE
 - L-5B DASHED 6' BUS LANE LINE, 2' DASH W/ 4' SKIP
 - L-5C DASHED 4' WHITE STRIPE, 2' DASH W/ 4' SKIP
 - L-5BT THERMOPLASTIC DASHED 6' BUS LANE LINE,
 - L-5BT THERMOPLASTIC DASHED 6' BUS LANE LINE, 2' DASH W/ 4' SKIP
 - L-6A 4' EDGE OF ROADWAY LINE 2' DASH W/ 4' SKIP
 - L-6B 6' BUS LANE LINE
 - L-8T THERMOPLASTIC 8' CROSSWALK
 - L-8AT THERMOPLASTIC 16' STOPLINE
 - L-8BT THERMOPLASTIC 24' STOPLINE
 - L-20T THERMOPLASTIC LEFT ARROW SYMBOL
 - L-21T THERMOPLASTIC RIGHT ARROW SYMBOL
 - L-22T THERMOPLASTIC THROUGH ARROW SYMBOL
 - L-23T THERMOPLASTIC LEFT AND THROUGH ARROW SYMBOL
 - L-25T THERMOPLASTIC "ONLY"
 - L-28AT BYCYCLIST SYMBOL WITH ARROW
 - L-28AT THERMOPLASTIC BIKE LANE SYMBOL
 - L-28BT THERMOPLASTIC SHARROW SYMBOL
 - L-30T THERMOPLASTIC "BUS"
 - L-36T THERMOPLASTIC BIKE DETECTOR LOOP SYMBOL
 - (TYPE 1) 4' LANE MARKERS (WHITE OR YELLOW)
 - (TYPE 2A) 4' PRISMATIC REFLECTIVE MARKER
-
-  INSTALL
 -  REMOVE
 -  REM EX AND REPL W/NEW
 -  STAMPED CONCRETE CROSSWALK



100% SUBMITTAL


CH9
NICKERSON ST
CHANNELIZATION PLAN

0 1/2 1
IF THIS BAR DOES NOT MEASURE 1" THEN DRAWING IS NOT PLOTTED TO ORIGINAL SCALE.

APPROVED FOR ADVERTISING
FRED PODESTA
DEPARTMENT OF EXECUTIVE ADMINISTRATION
SEATTLE, WASHINGTON 20

NAME OR INITIALS AND DATE	INITIALS AND DATE
DESIGNED:	REVIEWED:
CHECKED:	DES. CONST.
	SDOT PROJ. MGR.
DRAWN: TIMG	RECEIVED:
CHECKED:	REVISED AS BUILT

ALL WORK SHALL BE DONE IN ACCORDANCE WITH THE CITY OF SEATTLE STANDARD PLANS AND SPECIFICATIONS AND OTHER DOCUMENTS CALLED FOR IN SECTION 0-02.3 OF THE PROJECT MANUAL.



City of Seattle
Seattle Department of Transportation

ORDINANCE NO. APPROVED:

FUND:

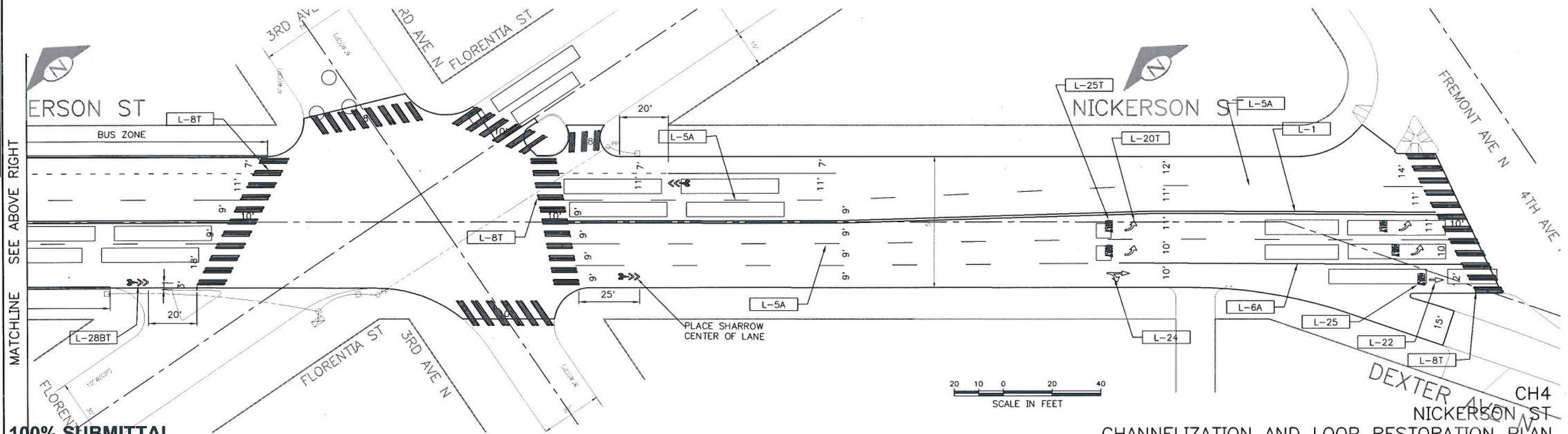
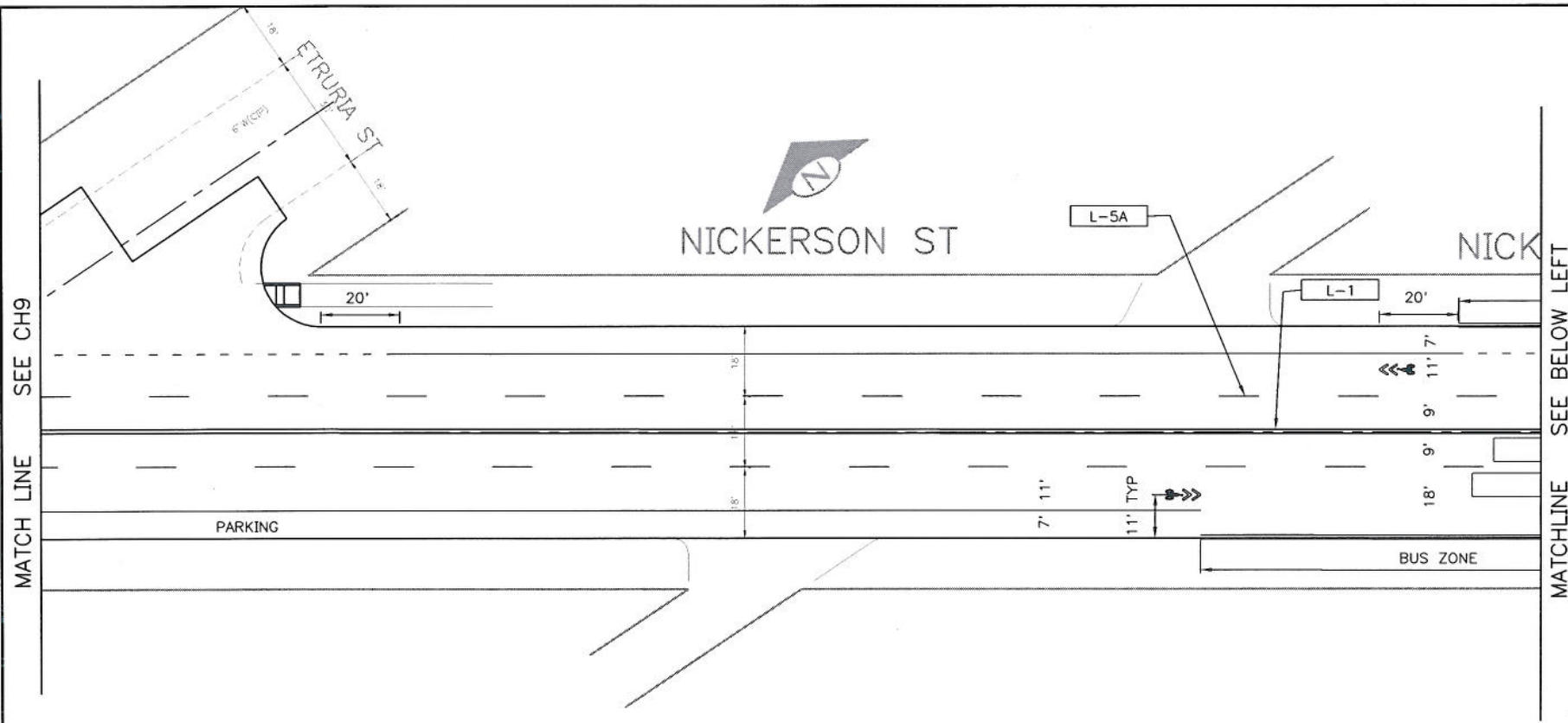
SCALE: H. 1"=20', V. 1"=10' INSPECTOR'S BOOK.

2010 ARTERIAL ASPHALT AND CONCRETE - ARTERIAL SPOT REHAB.

JOB NO.	PC	TS4734A
	R/W	
	CO	TS4734C
VAULT PLAN NO. 774-689		
SHEET 31 OF 43		

Apr-01-10 4:20pm P:\Project\154734A_2010_AAC_-_ARTERIAL_SPOT_REHABILITATION_04-Design\A-Pub_Files\154734A-CHAN-FOR-NICKERSON.dwg
 MADE CHK'D REV'D
 NATURE REVISIONS

Apr-01-10 4:20pm P:\Project\184734A_2010_AAC_-_ARTERIAL SPOT REHABILITATION 04-Design\A-Plan\Plan-Files\184734A-CHAN-FLO-NICKERSON-St.dwg
 DATE MARK NATURE
 MADE BY W/D REV/D
 REVISIONS



CHANNELIZATION LEGEND

L-1	DOUBLE CENTER LINE
L-2	MEDIAN LINE
L-3	CENTERLINE
L-4	TWO-WAY LEFT TURN LINE
L-5A	DASHED 4' LANE LINE
L-5B	DASHED 6' BUS LANE LINE, 2' DASH W/ 4' SKIP
L-5C	DASHED 4' WHITE STRIPE, 2' DASH W/ 4' SKIP
L-5BT	THERMOPLASTIC DASHED 6' BUS LANE LINE,
L-5BT	THERMOPLASTIC DASHED 6' BUS LANE LINE, 2' DASH W/ 4' SKIP
L-6A	4' EDGE OF ROADWAY LINE 2' DASH W/ 4' SKIP
L-6B	6' BUS LANE LINE
L-8T	THERMOPLASTIC 8" CROSSWALK
L-8AT	THERMOPLASTIC 16" STOPLINE
L-8BT	THERMOPLASTIC 24" STOPLINE
L-20T	THERMOPLASTIC LEFT ARROW SYMBOL
L-21T	THERMOPLASTIC RIGHT ARROW SYMBOL
L-22T	THERMOPLASTIC THROUGH ARROW SYMBOL
L-23T	THERMOPLASTIC LEFT AND THROUGH ARROW SYMBOL
L-25T	THERMOPLASTIC "ONLY"
L-28AT	BYCYCLIST SYMBOL WITH ARROW
L-28AT	THERMOPLASTIC BIKE LANE SYMBOL
L-28BT	THERMOPLASTIC SHARROW SYMBOL
L-30T	THERMOPLASTIC "BUS"
L-36T	THERMOPLASTIC BIKE DETECTOR LOOP SYMBOL
(TYPE 1)	4" LANE MARKERS (WHITE OR YELLOW)
(TYPE 2A)	4" PRISMATIC REFLECTIVE MARKER

	INSTALL
	REMOVE
	REM EX AND REPL W/NEW
	STAMPED CONCRETE CROSSWALK

100% SUBMITTAL



CHANNELIZATION AND LOOP RESTORATION PLAN

APPROVED FOR ADVERTISING
 LILITH RILEY-HALL
 DIRECTOR, CONTRACTING SERVICES DIVISION
 SEATTLE, WASHINGTON 20

NAME OR INITIALS AND DATE	INITIALS AND DATE
DESIGNED	REVIEWED:
CHECKED	DES. CONST.
	SDOT PROJ. MGR.
DRAWN	RECEIVED
CHECKED	REVISED AS BUILT

ALL WORK SHALL BE DONE IN ACCORDANCE WITH THE CITY OF SEATTLE STANDARD PLANS AND SPECIFICATIONS AND OTHER DOCUMENTS CALLED FOR IN SECTION 0-02.3 OF THE PROJECT MANUAL.



City of Seattle
Seattle Department of Transportation
 ORDINANCE NO. APPROVED

2010 ARTERIAL ASPHALT AND CONCRETE - ARTERIAL SPOT REHAB.

PC	TS4734A
R/W	
CO	TS4734C
VAULT PLAN NO.	774-689
SHEET	32 OF 43